

Yearly Leaders

Rushing Leaders

YEAR	PLAYER	ATT.	YDS.	AVG.
1937	Young Bussey	97	371	3.8
1938	Jabbo Stell	78	277	3.6
1939	Charley Anastasio	79	287	3.6
1940	Adrian Dodson	142	556	3.9
1941	Walter Gorinski	88	280	3.2
1942	Alvin Dark	60	433	7.2
1943	Steve Van Buren	150	847	5.6
1944	Elwyn Rowan	69	288	4.2
1945	Gene Knight	85	667	7.8
1946	Gene Knight	95	473	5.0
1947	Rip Collins	73	315	4.3
1948	Rip Collins	58	277	4.4
1949	Billy Baggett	87	481	5.5
1950	Billy Baggett	119	778	6.5
1951	Leroy Labat	152	574	3.8
1952	Al Doggett	71	382	5.4
1953	Jerry Marchand	137	696	5.1
1954	Chuck Jons	88	408	4.6
1955	O.K.Ferguson	117	465	4.0
1956	Jimmy Taylor	117	552	4.7
1957	Jimmy Taylor	162	762	4.7
1958	Billy Cannon	115	686	5.9
1959	Billy Cannon	139	598	4.3
1960	Jerry Stovall	65	298	4.5
1961	Earl Gros	90	406	4.5
1962	Jerry Stovall	89	368	4.1
1963	Don Schwab	108	553	5.1
1964	Don Schwab	160	583	4.3
1965	Joe Labruzzo	103	509	4.9
1966	Jimmy Dousay	104	441	4.2
1967	Tommy Allen	106	535	5.0
1968	Kenny Newfield	85	441	5.2
1969	Eddie Ray	115	591	5.1
1970	Art Cantrelle	247	892	3.6
1971	Art Cantrelle	133	649	4.9
1972	Chris Dantin	165	707	4.3
1973	Brad Davis	173	904	5.2
1974	Brad Davis	169	701	4.1
1975	Terry Robiskie	214	765	3.6
1976	Terry Robiskie	224	1,117	5.0
1977	Charles Alexander	311	1,686	5.4
1978	Charles Alexander	281	1,172	4.2
1979	Hokie Gajan	134	568	4.2
1980	Jesse Myles	76	403	5.3
1981	Jesse Myles	72	202	4.1
1982	Dalton Hilliard	193	901	4.7
1983	Dalton Hilliard	177	747	4.2
1984	Dalton Hilliard	254	1,268	5.0
1985	Dalton Hilliard	258	1,134	4.4
1986	Harvey Williams	178	700	3.9
1987	Harvey Williams	154	1,001	6.5
1988	Eddie Fuller	153	647	4.2
1989	Eddie Fuller	140	649	4.6
1990	Harvey Williams	205	953	4.7
1991	Odell Beckham	81	397	4.9
1992	Robert Davis	123	527	4.3
1993	Jay Johnson	106	558	5.3
1994	Jemaine Sharp	135	750	5.6
1995	Kevin Faulk	174	852	4.9
1996	Kevin Faulk	248	1,282	5.2
1997	Kevin Faulk	205	1,144	5.6
1998	Kevin Faulk	229	1,279	5.6
1999	Rondell Mealey	170	637	3.7
2000	LaBrandon Toefield	165	682	4.1

Passing Leaders

YEAR	PLAYER	ATT.	CMP.	YDS.	TD
1937	Young Bussey	78	35	712	8
1938	Young Bussey	52	18	285	1
1939	Leo Bird	77	35	574	7
1940	Leo Bird	55	20	246	2
1941	Leo Bird	76	27	358	3
1942	Alvin Dark	106	40	556	5
1943	Gene Knight	51	19	190	1
1944	Y.A. Tittle	62	36	552	3
1945	Y.A. Tittle	77	35	404	3
1946	Y.A. Tittle	92	45	780	13
1947	Y.A. Tittle	96	49	489	4
1948	Charlie Pevey	99	37	607	5
1949	Charlie Pevey	86	36	521	6
1950	Norm Stevens	108	42	551	4
1951	Jim Barton	75	29	417	1
1952	Norm Stevens	97	52	583	2
1953	Al Doggett	142	68	822	4
1954	Al Doggett	104	34	459	2
1955	M.C. Reynolds	115	51	660	6
1956	M.C. Reynolds	70	30	385	1
1957	Win Turner	41	16	231	2
1958	Warren Rabb	90	45	591	8
1959	Warren Rabb	65	33	422	4
1960	Lynn Amedee	67	31	438	4
1961	Lynn Amedee	94	40	485	2
1962	Lynn Amedee	63	24	457	2
1963	Pat Screen	38	22	194	1
1964	Pat Screen	99	55	561	1
1965	Nelson Stokley	50	32	468	3
1966	Fred Haynes	91	39	424	2
1967	Nelson Stokley	130	71	939	4
1968	Mike Hillman	118	64	787	5
1969	Mike Hillman	167	93	1,180	8
1970	Buddy Lee	138	73	1,162	6
1971	Bert Jones	119	66	945	9
1972	Bert Jones	199	103	1,446	14
1973	Mike Miley	107	60	978	7
1974	Billy Broussard	103	41	700	1
1975	Pat Lyons	168	72	457	4
1976	Pat Lyons	133	54	685	3
1977	Steve Ensminger	159	71	952	9
1978	David Woodley	153	79	995	3
1979	Steve Ensminger	174	80	1,168	5
1980	Alan Risher	143	82	971	9
1981	Alan Risher	238	150	1,780	5
1982	Alan Risher	234	149	1,834	17
1983	Jeff Wickersham	337	193	2,542	7
1984	Jeff Wickersham	312	178	2,165	12
1985	Jeff Wickersham	346	209	2,145	5
1986	Tommy Hodson	288	175	2,261	19
1987	Tommy Hodson	265	162	2,125	15
1988	Tommy Hodson	293	154	2,074	13
1989	Tommy Hodson	317	183	2,655	22
1990	Chad Loup	141	75	975	3
1991	Chad Loup	174	102	1,181	9
1992	Jamie Howard	200	101	1,349	5
1993	Jamie Howard	248	106	1,319	7
1994	Jamie Howard	274	140	1,997	13
1995	Jamie Howard	212	112	1,493	9
1996	Herb Tyler	187	109	1,688	7
1997	Herb Tyler	209	127	1,581	10
1998	Herb Tyler	250	153	2,018	18
1999	Josh Booty	333	162	1,830	7
2000	Josh Booty	290	145	2,121	17

Receiving Leaders

YEAR	PLAYER	NO.	YDS.	TD
1937	Ken Kavanaugh,Sr.	11	310	4
1938	Ken Kavanaugh,Sr.	17	294	5
1939	Ken Kavanaugh,Sr.	30	470	7
1940	Odell Weaver	7	139	1
1941	Dudley Pillow	16	214	2
1942	Jim McLeod	15	278	1
1943	Carroll Griffith	6	67	0
1944	Dan Sandifer	10	241	1
1945	Clyde Lindsey	11	147	0
1946	Sam Lyle	7	162	3
1947	Ray Bullock	12	188	2
1948	Abner Wimberly	10	197	2
1949	Sam Lyle	20	268	2
1950	Warren Virgets	25	455	3
1951	Warren Virgets	17	263	1
1952	Jim Mitchell	17	209	0
1953	Jerry Marchand	13	192	1
1954	Joe Tuminello	13	181	3
1955	Chuck Johns	14	217	3
1956	J.W. Brodnax	13	123	0
1957	Billy Cannon	11	199	1
1958	Johnny Robinson	16	235	3
1959	Johnny Robinson	16	181	4
1960	Jerry Stovall	12	114	0
1961	Wendell Harris	10	177	2
1962	Jerry Stovall	9	213	1
1963	Billy Truax	10	112	1
1964	Doug Moreau	33	391	4
1965	Doug Moreau	29	468	3
1966	Billy Masters	24	241	1
1967	Tommy Morel	28	404	3
1968	Tommy Morel	42	564	2
1969	Lonny Myles	43	559	4
1970	Andy Hamilton	39	870	6
1971	Andy Hamilton	45	854	9
1972	Gerald Keigley	27	433	7
1973	Brad Boyd	16	259	3
1974	Brad Boyd	18	275	2
1975	Carl Otis Trimble	16	177	2
1976	Carl Otis Trimble	14	211	2
1977	Carlos Carson	23	552	10
1978	Mike Quintela	30	352	1
1979	Carlos Carson	39	608	2
1980	Greg LaFleur	18	243	0
1981	Orlando McDaniel	41	719	2
1982	Eric Martin	45	817	7
1983	Eric Martin	52	1,064	5
1984	Eric Martin	47	668	2
1985	Garry James	50	414	0
1986	Wendell Davis	80	1,244	11
1987	Wendell Davis	72	993	7
1988	Tony Moss	55	957	6
1989	Tony Moss	59	934	9
1990	Todd Kinchen	34	660	3
1991	Todd Kinchen	53	855	5
1992	Wes Jacob	38	511	2
	Scott Ray	38	534	1
1993	Brett Bech	30	429	3
1994	Brett Bech	45	772	5
1995	Shedrick Wilson	60	845	6
1996	David LaFleur	30	439	3
1997	Larry Foster	43	579	4
1998	Larry Foster	56	722	4
1999	Jerel Myers	64	854	2
2000	Josh Reed	65	1,127	10

Scoring Leaders

YEAR	NAME, POS.	PTS.
1933	Abe Mickal, B	38
1934	Walter Sullivan, B	36
1935	Bill Crass, B	36
1936	Gaynell Tinsley, E	48
1937	Pinky Rohm, B;	54
	Jabbo Stell, B	54
1938	Ken Kavanaugh, Sr., E	31
1939	Ken Kavanaugh, Sr., E	54
1940	Adrian Dodson, B	42
1941	Sulcer Harris, B	36
1942	Walter Gorinski, B	36
1943	Steve Van Buren, B	98
1944	Elwyn Rowan, FB	18
1945	Gene Knight, FB	51
1946	Al Heroman, HB	30
1947	Zollie Toth, FB;	30
	Rip Collins, FB	30
1948	Six Players Tied	12
1949	Carroll Griffith, QB	39
1950	Ken Konz, HB	45
1951	Leroy Labat, HB	30
1952	Jerry Marchand, FB	42
1953	Jerry Marchand, FB	48
1954	Vince Gonzales, HB	24
	Chuck Jones, HB	24
1955	Vince Gonzales, HB	32
1956	Jimmy Taylor, FB	59
1957	Jimmy Taylor, FB	86
1958	Billy Cannon, FB	74
1959	Billy Cannon, HB	44
1960	Wendell Harris, HB	34
1961	Wendell Harris, HB	94
1962	Jerry Stovall, HB	66
1963	Donald Schwab, FB	36
1964	Doug Moreau, FL	73


1965	Doug Moreau, SE	59
1966	Tommy Allen, TB	31
1967	Roy Hurd, K	31
1968	Mark Lumpkin, K	40
1969	Mark Lumpkin, K	62
1970	Mark Lumpkin, K	53
1971	Jay Michaelson, TE	72
1972	Rusty Jackson, K	46
1973	Rusty Jackson, K	46
1974	Brad Davis, B	54
1975	Terry Robiskie, B	62
1976	Terry Robiskie, B	72
1977	Charles Alexander, B	104
1978	Charles Alexander, B	98
1979	Don Barthel, K	42
	David Woodley, QB	42
1980	David Johnston, K	42
1981	David Johnston, K	47
1982	Dalton Hilliard, TB	96
1983	Juan Betanzos, K	67
1984	Dalton Hilliard, RB	84
1985	Dalton Hilliard, RB	84
1986	Wendell Davis, WR	66
1987	David Browndyke, PK	83
1988	David Browndyke, PK	77
1989	David Browndyke, PK	71
1990	Pedro Suarez, PK	59
1991	Pedro Suarez, PK	59
1992	Robert Toomer, FB	32
1993	André Lafleur, PK	59
1994	André Lafleur, PK	57
1995	André Lafleur, PK	73
1996	Kevin Faulk, TB	84
1997	Kevin Faulk, TB	90
1998	Kevin Faulk, TB	102
1999	Rondell Mealey, TB	54
2000	John Corbello, PK	63

Leading Tacklers (SINCE 1962)

YEAR	PLAYER	POSITION	NO.
1962	Dennis Gaubatz	Linebacker	59
1963	Robbie Hucklebridge	Guard	51
1964	Mike Vincent	Linebacker	60
1965	Mike Vincent	Linebacker	54
1966	George Bevan	Linebacker	81
1967	Benny Griffin	Linebacker	74
1968	Mike Anderson	Linebacker	89
1969	George Bevan	Linebacker	72
1970	Mike Anderson	Linebacker	74
1971	Ronnie Estay	Tackle	73
1972	Warren Capone	Linebacker	71
1973	Warren Capone	Linebacker	70
1974	Steve Cassidy	Tackle	79
1975	Steve Cassidy	Tackle	83
1976	Jon Streete	Linebacker	74
	Dan Alexander	Tackle	74
1977	John Adams	End	62
1978	Lyman White	End	91
1979	Lyman White	End	109
1980	Al Richardson	Linebacker	129
1981	Al Richardson	Linebacker	150
1982	Lawrence Williams	Linebacker	123
1983	Shawn Burks	Linebacker	98
1984	Shawn Burks	Linebacker	108
1985	Shawn Burks	Linebacker	113
1986	Toby Caston	Linebacker	97
1987	Nicky Hazard	Linebacker	107
1988	Verge Ausberry	Linebacker	96
1989	Verge Ausberry	Linebacker	89
1990	Anthony Marshall	Safety	90
1991	Reggie Walker	Linebacker	108
1992	Anthony Williams	Linebacker	69
	David Walkup	Linebacker	69
1993	Ricardo Washington	Linebacker	76
1994	Rodney Young	Cornerback	80
1995	Allen Stansberry	Linebacker	109
1996	Allen Stansberry	Linebacker	95
1997	Joe Wesley	Linebacker	105
1998	Joe Wesley	Linebacker	93
1999	Ryan Clark	Safety	110
2000	Trev Faulk	Linebacker	113



Charles Alexander holds the school-record for points in a season with 104 in 1977.




André Lafleur made 37 field goals in his career and is seventh all-time total points.



Al Richardson's 150 tackles in 1981 still stands as the LSU record.

NCAA Leaders from LSU


NCAA Annual Leaders from LSU



RECEIVING
1939 Ken Kavanaugh, 30 catches (467 yards)



SCORING
1943 Steve Van Buren, 98 points
(14 TD, 14 PAT)



FIELD GOALS
1964 Doug Moreau, .650 (13 of 20)

NCAA Record Holders



PUNTING - ANNUAL CHAMPION
1997 Chad Kessler, 50.3 (39 for 1,961)

PUNTING - NCAA RECORD
HIGHEST AVERAGE PER PUNT - SEASON (MIN. 36-39 PUNTS)
50.3 Chad Kessler, 1997 (39 for 1,961)



TOTAL KICK RETURNS
MOST TOUCHDOWNS SCORED ON KICK RETURNS - SEASON
5 Pinky Rohm, 1937 (3 punts, 2 kickoffs)
(tied with Robert Woods, Grambling, 1997)

SEC Leaders from LSU



Kevin Faulk



David Browndyke

SEC Annual Leaders from LSU

RUSHING

(Based on per game average beginning in 1970)

- 1953 Jerry Marchand, 696 yards (137 att.)
- 1957 Jimmy Taylor, 767 yards (162 att.)
- 1958 Billy Cannon, 686 (115 att.)
- 1964 Don Schwab, 683 (160 att.)
- 1976 Terry Robiskie, 101.5 (1,117 on 224 att.)
- 1977 Charles Alexander, 153.3 (1,686 on 311 att.)
- 1997 Kevin Faulk, 127.1 (1,144 on 205 att.)
- 1998 Kevin Faulk, 116.3 (1,279 on 229 att.)

PASSING EFFICIENCY

- 1971 Bert Jones, 141.43 (119 att, 66 cmp, 945 yds)
- 1972 Bert Jones, 129.00 (199 att, 103 cmp, 1,446 yds)
- 1982 Alan Risher, 146.00 (234 att, 149 cmp, 1,834 yds)
- 1986 Tommy Hodson, 142.90 (288 att, 175 cmp, 2,261 yds)
- 1989 Tommy Hodson, 143.41 (317 att, 183 cmp, 2,655 yds)

RECEIVING

(Based on receptions per game beginning in 1970)

- 1986 Wendell Davis, 7.3 (80 rec. for 1,244 yds)
- 1987 Wendell Davis, 6.6 (72 rec. for 993 yards)
- 1991 Todd Kinchen, 4.8 (53 rec. for 855 yards)

TOTAL OFFENSE

(Based on average yards per game beginning in 1970)

- 1977 Charles Alexander, 162.1 (1,783 yards in 11 games)
- 1989 Tommy Hodson, 236.7 (2,604 yards in 11 games)

SCORING

(Based on points per game beginning in 1970)

- 1938 Pinky Rohm, 54 points
- 1943 Steve Van Buren, 98 points
- 1956 Jimmy Taylor, 59 points
- 1957 Jimmy Taylor, 86 points
- 1958 Billy Cannon, 74 points
- 1961 Wendell Harris, 94 points
- 1964 Doug Moreau, 73 points
- 1976 Terry Robiskie, 6.5 (72 points)
- 1977 Charles Alexander, 9.5 (104 points)
- 1997 Kevin Faulk, 10.0 (90 points)
- 1998 Kevin Faulk, 9.27 (102 points)

PUNTING

- 1948 Rip Collins, 41.3
- 1967 Eddie Ray, 42.8
- 1987 Matt DeFrank, 41.6
- 1989 Rene' Bourgeois, 43.9
- 1995 Chad Kessler, 44.1
- 1997 Chad Kessler, 50.3
- 1999 Corey Gibbs, 43.0



Todd Kinchen



Harvey Williams

Southeastern Conference Record Holders

RUSHING

YARDS PER RUSH - GAME (MIN. 10 RUSHES)

- 19.6 Harvey Williams, vs. Rice, 1987 (196 on 10 att)

ALL-PURPOSE YARDS - SEASON

- 2,109 Kevin Faulk, 1998 (1,279 rush, 287 rec., 265 PR, 278 KOR)

ALL-PURPOSE YARDS - SEASON AVERAGE

- 191.7 Kevin Faulk, 1998 (2,109 in 11 games)

ALL-PURPOSE YARDS - CAREER

- 6,833 Kevin Faulk, 1995-98 (4,557 rush, 600 rec., 832 PR, 844 KOR)

RECEIVING

YARDS PER CATCH - SEASON (MIN. 50 CATCHES)

- 20.5 Eric Martin, 1983 (52 for 1,064)

YARDS PER CATCH - SEASON (MIN. 75 CATCHES)

- 15.6 Wendell Davis, 1986 (80 for 1,244)

TOUCHDOWN CATCHES - GAME

- 5 Carlos Carson vs. Rice, 1977

SCORING

FIELD GOAL PERCENTAGE - SEASON (MIN. 10 MADE)

- 100.0 David Browndyke, 1989 (14 of 14)

MOST POINTS BY NON-KICKER - CAREER

- 318 Kevin Faulk, 1995-98 (46 rush, 4 rec, 2 PR, 1 KOR)

PUNTING

PUNTING AVERAGE - SEASON (MIN. 30 PUNTS)

- 50.3 Chad Kessler, 1997 (39 for 1,961)

PUNT RETURNS

PUNT RETURN TOUCHDOWNS - GAME

- 2 Tommy Casanova, vs. Ole Miss, 1970 (tied with 3 others)

PUNT RETURN TOUCHDOWNS - SEASON

- 3 Pinky Rohm, 1937
(tied with 4 others)

TOTAL KICK RETURNS

KICK RETURN TOUCHDOWNS - SEASON

- 5 Pinky Rohm, 1937
(3 punts, 2 kickoffs)

Early Day Records

Individual Records

POINTS SCORED

GAME:34 by Tom Dutton vs. Tulane (11-28-12)

SEASON:125 by G.E.(Doc) Fenton (1908)

CAREER:269 by G.E.(Doc) Fenton (1907-1909)

TOUCHDOWNS

GAME:6 by Tom Dutton vs. Tulane (11-28-12)

SEASON:15 by L.H.(Dutch) Dupont (1913)

CAREER:36 by G.E.(Doc) Fenton (1907-1909)

TOUCHDOWNS BY RECEIVING

GAME:3 by Gaynell Tinsley vs. Tulane (11-28-36)

SEASON:NOT AVAILABLE

CAREER:NOT AVAILABLE

PATS BY KICKING

GAME:10 by O.W. McNeese vs. Millsaps (11-11-00)

SEASON:36 by G.E.(Doc) Fenton (1908)

CAREER:NOT AVAILABLE

CONSECUTIVE PATS BY KICKING

GAME:8 by G.E.(Doc) Fenton vs. Baylor (11-30-07)

SEASON:NOT AVAILABLE

CAREER:18 by Abe Mickal (1933-34)

FIELD GOALS

GAME:NOT AVAILABLE

SEASON:6 by G.E.(Doc) Fenton (1908)

CAREER:NOT AVAILABLE

LONGEST PLAYS

TOUCHDOWN BY RUSHING: 94 yards by Jesse Fatherree vs. Georgia (11-16-35)

TOUCHDOWN BY PUNT RETURN: 100 yards by Jesse Fatherree (opponent unavailable,1935); by Mike Lally (opponent unavailable,1908)

FIELD GOAL: 45 yards by G.E.(Doc) Fenton (opponent unavailable,1908); by H.E.Landry (opponent unavailable,1902)

PUNT: 93 yards (73 yards in the air) by Bill Pitcher (opponent unavailable,1924)

Team Records

POINTS SCORED

GAME:93 vs. Southwestern Louisiana (11-21-36)

SEASON:442 (1908)

TOUCHDOWNS

GAME:15 vs. Baylor (11-10-08)

TOUCHDOWNS BY RUSHING

GAME:11 vs. Southwestern Louisiana (11-21-36)

SEASON:NOT AVAILABLE

PATS BY KICKING

GAME:10 vs. Millspas (11-11-00)

SEASON:36 (1908)

RUSHING YARDS

GAME:726 vs. Tulane (12-14-98)

SEASON:NOT AVAILABLE

POINTS ALLOWED

GAME:0 vs. many opponents, most recently vs. Tulane (11-28-36)

SEASON:11 (1908)

TOUCHDOWNS ALLOWED

GAME:0 vs. many opponents, most recently vs. Tulane (11-28-36)


SEASON:1 (1908)

G. Ellwood "Doc" Fenton

G. Ellwood "Doc" Fenton, nicknamed "Kandy Kid" was one of the early great players in LSU football history and a leader on the Tigers' first truly great football team that went 10-0 in 1908.

Coached by Edgar R. Wingard (below), the Tigers were dubbed the "point a minute" team as they ran up 442 points in 450 minutes of play.

Fenton's exploits, including 125 points scored, led LSU to the 1908 championship of the Southern Intercollegiate Association.



Edgar R. Wingard coached LSU to an undefeated season in 1908.

Yearly Records

The Southeastern Conference, of which LSU is a charter member, was founded in 1933. Since that time, LSU has fashioned a 229-181-22 (.558) record against the league schools, for the conference's fourth-highest all time winning percentage.

From 1923-32, LSU was affiliated with the 22-member Southern Intercollegiate Conference (SIC) and posted an 18-21-3 (.464) record. Prior to 1923, the Tigers were members of the much larger Southern Intercollegiate Athletic Association (SIAA) and logged a 37-38-5 (.494) record.

SEASON	OVERALL				CONFERENCE				COACH	HIGHLIGHTS	
	W	L	T	PCT.	W	L	T	PCT.			
1893	0	1	0	.000	0	1	0	.000	C.E Coates		
1894	2	1	0	.667	0	1	0	.000	A.P. Simmons		
1895	3	0	0	1.000	2	0	0	1.000	A.P. Simmons	First Undefeated Season	
1896	6	0	0	1.000	3	0	0	1.000	A.W. Jeardeau	SIAA Co-Champion	
1897	1	1	0	.500	0	0	0	---	A.W. Jeardeau		
1898	1	0	0	1.000	1	0	0	1.000	E.A.Chavanne		
1899	1	4	0	.250	1	2	0	.333	J.P. Gregg		
1900	2	2	0	.500	0	1	0	.000	E.A.Chavanne		
1901	5	1	0	.834	2	1	0	.667	W.S. Borland		
1902	6	1	0	.857	4	1	0	.800	W.S. Borland	SIAA Co-Champion	
1903	4	5	0	.445	0	4	0	.000	W.S. Borland		
1904	3	4	0	.429	1	2	0	.333	D.A.Killian		
1905	3	0	0	1.000	2	0	0	1.000	D.A.Killian		
1906	2	2	2	.500	0	1	1	.000	D.A.Killian		
1907	7	3	0	.700	2	1	0	.667	Edgar R. Wingard		
1908	10	0	0	1.000	2	0	0	1.000	Edgar R. Wingard	SIAA Champion, First 10-Win Season	
1909	6	2	0	.750	3	1	0	.750	J.G.Pritchard/J.W. Mayhew		
1910	1	5	0	.167	0	3	0	.000	J.W. Mayhew		
1911	6	3	0	.667	1	1	0	.500	J.K.Dwyer		
1912	4	3	0	.571	1	3	0	.250	J.K.Dwyer		
1913	6	1	2	.857	1	1	1	.500	J.K.Dwyer		
1914	4	4	1	.500	0	1	1	.000	E.T. McDonald		
1915	6	2	0	.750	3	1	0	.750	E.T. McDonald		
1916	7	1	2	.785	2	1	1	.667	E.T. McDonald/I.R.Pray/D.X.Bible		
1917	3	5	0	.375	1	3	0	.275	W. Sutton		
1918					No Games, World War I						
1919	6	2	0	.750	2	2	0	.500	Irving R.Pray		
1920	5	3	1	.625	0	3	0	.000	Branch Bocock		
1921	6	1	1	.857	2	1	1	.667	Branch Bocock		
1922	3	7	0	.300	1	2	0	.333	Irving R.Pray		
1923	3	5	1	.375	0	3	0	.000	Mike Donahue		
1924	5	4	0	.556	0	3	0	.000	Mike Donahue		
1925	5	3	1	.625	0	2	1	.000	Mike Donahue		
1926	6	3	0	.667	3	3	0	.500	Mike Donahue		
1927	4	4	1	.500	2	3	1	.400	Mike Donahue		
1928	6	2	1	.750	3	1	1	.750	Russ Cohen		
1929	6	3	0	.667	3	1	0	.750	Russ Cohen		
1930	6	4	0	.600	2	3	0	.400	Russ Cohen		
1931	5	4	0	.556	2	2	0	.500	Russ Cohen		
1932	6	3	1	.667	3	0	0	1.000	Biff Jones	SIC Co-Champion	
1933	7	0	3	.850	3	0	2	.800	Biff Jones		
1934	7	2	2	.800	4	2	0	.667	Biff Jones		
1935	9	2	0	.818	5	0	0	1.000	Bernie Moore	SEC Champion, Sugar Bowl	
1936	9	1	1	.864	6	0	0	1.000	Bernie Moore	SEC Champion, Sugar Bowl	
1937	9	2	0	.818	5	1	0	.833	Bernie Moore	Sugar Bowl	
1938	6	4	0	.600	2	4	0	.333	Bernie Moore		
1939	4	5	0	.444	1	5	0	.167	Bernie Moore		
1940	6	4	0	.600	3	3	0	.500	Bernie Moore		
1941	4	4	2	.500	2	2	2	.500	Bernie Moore		
1942	7	3	0	.700	3	2	0	.600	Bernie Moore		
1943	6	3	0	.667	2	2	0	.500	Bernie Moore	Orange Bowl	
1944	2	5	1	.313	2	3	1	.417	Bernie Moore		
1945	7	2	0	.778	5	2	0	.714	Bernie Moore		
1946	9	1	1	.864	5	1	0	.833	Bernie Moore	Cotton Bowl	
1947	5	3	1	.611	2	3	1	.417	Bernie Moore		
1948	3	7	0	.300	1	5	0	.167	Gaynell Tinsley		
1949	8	3	0	.727	4	2	0	.667	Gaynell Tinsley	Sugar Bowl	
1950	4	5	2	.455	2	3	2	.429	Gaynell Tinsley		
1951	7	3	1	.682	4	2	1	.643	Gaynell Tinsley		
1952	3	7	0	.300	2	5	0	.286	Gaynell Tinsley		
1953	5	3	3	.590	2	3	3	.438	Gaynell Tinsley		
1954	5	6	0	.455	2	5	0	.286	Gaynell Tinsley		
1955	3	5	2	.400	2	3	1	.417	Paul Dietzel		
1956	3	7	0	.300	1	5	0	.167	Paul Dietzel		
1957	5	5	0	.500	4	4	0	.500	Paul Dietzel		
1958	11	0	0	1.000	6	0	0	1.000	Paul Dietzel	SEC & National Champion, Sugar Bowl	
1959	9	2	0	.818	5	1	0	.833	Paul Dietzel	Sugar Bowl	
1960	5	4	1	.550	2	3	1	.417	Paul Dietzel		
1961	10	1	0	.909	6	0	0	1.000	Paul Dietzel	SEC Co-Champion, Orange Bowl	

Yearly Records/Milestones

MILESTONES

FIRSTS AND LASTS

First Game:1893 vs. Tulane (0-34) at New Orleans
 First Victory:1894 vs.Natchez AC (36-0) at Natchez, Miss.
 First Loss:1893 vs. Tulane (0-34) at New Orleans
 First Perfect Season:1895, record was 3-0-0
 Last Perfect Season:1958, record was 11-0 (NATIONAL CHAMPION)
 First Bowl Game:Jan.1,1936 (Sugar Bowl) vs.TCU (2-3) at New Orleans
 Last Bowl Game:Dec.29,2000 (Peach Bowl) vs.Georgia Tech (28-14) at Atlanta, Ga.(ESPN)
 First TV Game:Jan.1,1959 (Sugar Bowl) vs.Clemson (7-0) at New Orleans (NBC)
 Last TV Game:Dec.29,2000 (Peach Bowl) vs.Georgia Tech (28-14) at Atlanta, Ga.(ESPN)

GAMES

50th Game:1904 vs.Shreveport AC (0-16) at Shreveport, La.
 100th Game:1911 vs.Louisiana Normal (46-0) at Baton Rouge
 200th Game:1923 vs.Miss.State (7-14) at Starkville, Miss.
 300th Game:1934 vs.George Washington (6-0) at Washington, D.C.
 400th Game:1944 vs.Georgia (15-7) at Atlanta
 500th Game:1954 vs.Georgia Tech (20-30) at Atlanta
 600th Game:1963 vs.Miss.State (6-7) at Jackson, Miss.
 700th Game:1972 vs.Miss.State (28-14) at Baton Rouge
 800th Game:1981 vs.Florida (10-24) at Baton Rouge
 900th Game:1989 vs. Tulane (27-7) at New Orleans
 1000th Game:1998 vs.Alabama (16-22) at Baton Rouge

VICTORIES

1st Win:1894 vs.Natchez AC (36-0) at Natchez, Miss.
 50th Win:1908 vs.Southwestern (Tenn.) (55-0) at Baton Rouge
 100th Win:1919 vs.Southwestern La.(39-0) at Baton Rouge
 150th Win:1929 vs.Southwestern La.(58-0) at Baton Rouge
 200th Win:1936 vs.Miss.State (12-0) at Baton Rouge
 250th Win:1945 vs.Georgia (32-0) at Athens, Ga.
 300th Win:1954 vs.Florida (20-7) at Baton Rouge
 350th Win:1962 vs. Texas A&M (21-0) at Baton Rouge
 400th Win:1968 vs. Tulane (34-10) at New Orleans
 450th Win:1974 vs. Tulane (24-22) at Baton Rouge
 500th Win:1982 vs.Kentucky (34-10) at Lexington, Ky.
 550th Win:1988 vs.Alabama (19-18) at Tuscaloosa, Ala.
 600th Win:1997 vs.Kentucky (63-28) at Lexington, Ky.
 607th Win:1998 vs.Miss State (41-6) at Baton Rouge
 618th Win:2000 vs.Georgia Tech (28-14) at Atlanta, Ga.(Peach Bowl)

LOSSES

50th Loss:1917 vs.Miss.State (0-9) at Baton Rouge
 100th Loss:1934 vs. Tulane (12-13) at Baton Rouge
 150th Loss:1950 vs.Oklahoma (Sugar Bowl) (0-35) at New Orleans
 200th Loss:1963 vs.Rice (12-21) at Houston, Texas
 250th Loss:1977 vs.Stanford (Sun Bowl) (14-24) at El Paso, Texas
 300th Loss:1990 vs.Florida (8-34) at Gainesville, Fla.
 360th Loss:2000 vs.Arkansas (3-14) at Little Rock, Ark.

SEASON	OVERALL				CONFERENCE				COACH	HIGHLIGHTS
	W	L	T	PCT.	W	L	T	PCT.		
1962	9	1	1	.864	5	1	0	.833	Charles McClendon	Cotton Bowl
1963	7	4	0	.636	4	2	0	.667	Charles McClendon	Bluebonnet Bowl
1964	8	2	1	.772	4	2	1	.643	Charles McClendon	Sugar Bowl
1965	8	3	0	.727	3	3	0	.500	Charles McClendon	Cotton Bowl
1966	5	4	1	.550	3	3	0	.500	Charles McClendon	
1967	7	3	1	.682	3	2	1	.583	Charles McClendon	Sugar Bowl
1968	8	3	0	.727	4	2	0	.667	Charles McClendon	Peach Bowl
1969	9	1	0	.900	4	1	0	.800	Charles McClendon	
1970	9	3	0	.750	5	0	0	1.000	Charles McClendon	SEC Champion, Orange Bowl
1971	9	3	0	.750	3	2	0	.600	Charles McClendon	Sun Bowl
1972	9	2	1	.792	4	1	1	.750	Charles McClendon	Astro-Bluebonnet Bowl
1973	9	3	0	.750	5	1	0	.833	Charles McClendon	Orange Bowl
1974	5	5	1	.500	2	4	0	.250	Charles McClendon	
1975	5	6	0	.454	2	4	0	.250	Charles McClendon	
1976	7	3	1	.682	3	3	0	.500	Charles McClendon	
1977	8	4	0	.667	4	2	0	.667	Charles McClendon	Sun Bowl
1978	8	4	0	.667	3	3	0	.500	Charles McClendon	Liberty Bowl
1979	7	5	0	.583	4	2	0	.667	Charles McClendon	Tangerine Bowl
1980	7	4	0	.636	4	2	0	.667	Jerry Stovall	
1981	3	7	1	.318	1	4	1	.250	Jerry Stovall	
1982	8	3	1	.708	4	1	1	.750	Jerry Stovall	Orange Bowl
1983	4	7	0	.364	0	6	0	.000	Jerry Stovall	
1984	8	3	1	.708	4	1	1	.750	Bill Arnsparger	Sugar Bowl
1985	9	2	1	.792	4	1	1	.750	Bill Arnsparger	Liberty Bowl
1986	9	3	0	.750	5	1	0	.833	Bill Arnsparger	SEC Champion, USF&G Sugar Bowl
1987	10	1	1	.875	5	1	0	.833	Mike Archer	Mazda Gator Bowl
1988	8	4	0	.667	6	1	0	.857	Mike Archer	SEC Co-Champion, Hall of Fame Bowl
1989	4	7	0	.364	2	5	0	.286	Mike Archer	
1990	5	6	0	.455	2	5	0	.286	Mike Archer	
1991	5	6	0	.455	3	4	0	.429	Curley Hallman	
1992	2	9	0	.182	1	7	0	.125	Curley Hallman	
1993	5	6	0	.455	3	5	0	.375	Curley Hallman	
1994	4	7	0	.364	3	5	0	.375	Curley Hallman	
1995	7	4	1	.625	4	3	1	.563	Gerry DiNardo	Independence Bowl
1996	10	2	0	.833	6	2	0	.750	Gerry DiNardo	SEC West Co-Champion, Peach Bowl
1997	9	3	0	.750	6	2	0	.750	Gerry DiNardo	SEC West Co-Champion, Independence Bowl
1998	4	7	0	.364	2	6	0	.250	Gerry DiNardo	
1999	3	8	0	.273	1	7	0	.125	Gerry DiNardo	
2000	8	4	0	.667	5	3	0	.625	Nick Saban	Peach Bowl
				SIAA	37	38	5	.494	1893-1922	3 STAAC CHAMPIONSHIPS
				SIC	18	21	3	.464	1923-1932	1 SICC CHAMPIONSHIP
				SEC	229	181	22	.558	1933-PRESENT	7 SEC CHAMPIONSHIPS
TOTALS	618	360	47	.631	284	240	30	.540	1893-PRESENT	32 BOWL APPEARANCES

vs. All Opponents

OPPONENT	SERIES RECORD	FIRST, LAST GAME
Akron	1-0-0	1997
Alabama	17-42-5	1895, 2000
Alabama- Birmingham	0-1-0	2000
Arizona	1-0-0	1984
Arkansas	28-16-2	1901, 2000
Arkansas State	2-0-0	1991, 1998
Army	0-1-0	1931
Auburn	18-16-1	1901, 2000
Baylor	8-3-0	1907, 1985
Boston College	2-0-0	1947, 1953
Cal State Fullerton	1-0-0	1987
Centenary	3-1-1	1895, 1933
Chattanooga	1-0-0	1954
Cincinnati	0-1-0	1897
Clemson	2-0-0	1959, 1996
Colorado	5-1-0	1962, 1980
Colorado State	1-1-0	1985, 1992
Cumberland	0-1-0	1903
Duke	1-1-0	1929, 1958
East Carolina	1-0-0	1985
Florida	19-25-3	1937, 2000
Florida State	2-7-0	1968, 1991
Fordham	2-0-0	1942, 1946
George Washington	1-0-0	1934
Georgia	12-9-1	1928, 1999
Georgia Tech	6-12-0	1915, 2000
Hardin-Simmons	1-0-0	1958
Haskell	1-1-0	1908, 1914
Havana University	1-0-0	1907
Holy Cross	2-1-0	1939, 1941
Houston	2-1-0	1996, 2000
Howard	1-0-0	1907
Idaho	1-0-0	1998
Indiana	2-1-0	1924, 1978
Iowa State	1-0-0	1971
Jefferson College	6-0-0	1913, 1920
Kansas State	1-0-0	1980
Kentucky	35-15-1	1949, 2000
Louisiana College	2-0-0	1928, 1929
La.Normal (N'western)	10-0-0	1911, 1942
Louisiana Tech	15-1-0	1901, 1941
Loyola (New Orleans)	4-1-0	1922, 1939
Manhattan	1-0-0	1935
Maryland	0-3-0	1951, 1955
Mercer	1-0-0	1940
Miami (Fla.)	8-3-0	1946, 1988
Miami (Ohio)	1-1-0	1986, 1990
Michigan State	1-0-0	1995
Middle Tennessee	First Meeting	
Millsaps	2-1-0	1900, 1933
Mississippi	49-36-4	1894, 2000
Mississippi College	9-0-1	1910, 1923
Mississippi State	*58-33-3	1896, 2000
Missouri	0-1-0	1978
Nebraska	0-5-1	1971, 1987
New Mexico State	1-0-0	1996
North Carolina	5-1-0	1948, 1986
Notre Dame	4-5-0	1970, 1998
North Texas	2-0-0	1995, 1999
Ohio	1-0-0	1989, 1989
Ohio State	0-1-1	1987
Oklahoma	0-1-0	1950

OPPONENT	SERIES RECORD	FIRST, LAST GAME
Oklahoma State	1-0-0	1956
Oregon	2-1-0	1932,1977
Oregon State	3-0-0	1976,1982
Pacific	3-0-0	1950,1972
Penn State	0-1-0	1974
Rice	37-13-5	1915,1995
Rutgers	0-1-0	1922
San Jose State	1-0-0	1999
Santa Clara	0-2-0	1937,1938
Sewanee	3-6-0	1899,1932
SMU	0-1-1	1922,1934
South Carolina	12-2-1	1930,1995
S.D. Wesleyan	1-0-0	1930
Southeastern Louisiana	1-0-0	1949
Southern Cal	1-1-0	1979,1984
Southern Mississippi	1-1-0	1951,1994
Southwestern Louisiana	19-0-0	1902,1938
Southwestern (Tenn.)	1-0-0	1908
Southwestern Texas	1-0-0	1911
Spring Hill	8-0-0	1920,1932
Stanford	0-1-0	1977
Syracuse	1-1-0	1965,1989
TCU	5-2-1	1931,1968
Tennessee	4-18-3	1925, 2000
Texas	7-8-1	1896,1963
Texas A&M	26-20-3	1899,1995
Texas-El Paso	1-0-0	1997
Texas Tech	2-0-0	1954,1957
Transylvania	1-0-0	1909
Tulane	64-22-7	1893, 1996
Utah	2-0-0	1974,1976
Utah State	1-0-0	1993
Vanderbilt	18-7-1	1902,1997
Wake Forest	3-0-0	1960,1979
Washington	1-0-0	1983
Western Carolina	1-0-0	2000
Wichita State	1-0-0	1984
Wisconsin	2-0-0	1971,1972
Wyoming	3-0-0	1968,1978

*-1975 and 1976 games forfeited to LSU by NCAA

2001 Opponents in BOLD

LSU's all-time record is 618-360-47. In addition to each of the opponents listed above, LSU has fashioned an 18-4 record against a group of opponents consisting of military and club teams, which balances the all time won-lost record with the aforementioned total.