

ARKANSAS RAZORBACKS

Saturday, November 10, 2018 • 6:30 p.m. • Donald W. Reynolds Razorback Stadium (76,000) • Fayetteville, Ark.

BROADCAST INFORMATION

SEC NETWORK

Tom Hart, Play-By-Play
Jordan Rodgers, Analyst
Cole Cubelic, Reporter

RAZORBACK/IMG SPORTS NETWORK

Chuck Barrett, Play-By-Play
Quinn Grovey, Analyst
Geno Bell, Reporter

SIRIUS/XM RADIO

Sirius Channel 94
XM Channel 190

COACHING STAFF

ON THE FIELD (Year at Arkansas)

Chad Morris - Head Coach (1st)
Steve Caldwell - Defensive Line (1st)
Ron Cooper - Secondary (1st)
Dustin Fry - Offensive Line (1st)
Barry Lunney Jr. - Tight Ends (6th)
Jeff Traylor - Associate Head Coach/Running Backs (1st)
Justin Stepp - Wide Receivers (1st)

IN THE BOOTH

John Chavis - Defensive Coordinator/Linebackers (1st)
Joe Craddock - Offensive Coordinator/Quarterbacks (1st)
John Scott Jr. - Defensive Line (2nd)
Mark Smith - Secondary (1st)

FOUR DOWNS

300

>>>>>>

Dre Greenlaw recorded his 300th career tackle against Vanderbilt. He leads all active players in the SEC in total tackles.

113

>>>>>>

Rakeem Boyd racked up 113 rushing yards against Vanderbilt, giving him over 100 for the third time in four games.

93

>>>>>>

De'Jon Harris regained the SEC lead in total tackles with 93 after leading the Razorbacks with 11 vs. the Commodores.

55

>>>>>>

Connor Limpert connected on a 55-yard field goal against Vanderbilt, which was the seventh-longest in school history.

THE MATCHUP



NO. 3 LSU TIGERS (7-2, 4-2 SEC)

CFP/AP/Coaches Rank: 3/9/10

Head Coach: Ed Orgeron (Northwestern State (La.), 1984)

Career Record: 38-35 (7th season)

Record at LSU: 22-8 (3rd season)

at



ARKANSAS RAZORBACKS (2-7, 0-5 SEC)

CFP/AP/Coaches Rank: NR/NR/NR

Head Coach: Chad Morris (Texas A&M, 1992)

Career Record: 16-29 (4th season)

Record at Arkansas: 2-7 (1st season)

THE RUNDOWN

Arkansas hosts No. 3 LSU on Saturday, Nov. 10, at Donald W. Reynolds Razorback Stadium in Fayetteville in the final home game of the 2018 season. Saturday is also senior night, as the Razorbacks will honor 15 seniors in a pregame ceremony.

The Razorbacks trail the all-time series with the Tigers 39-22-2, with the series dating back to 1901. Arkansas has won two of the last four meetings, picking up back-to-back wins in 2014 & 2015.

The two teams have only met in Fayetteville four times, including each of the last three even years, while the first came in 1992. Both teams have two wins at DWRRS in the series.

The Razorbacks dropped a 45-31 decision to Vanderbilt on Oct. 27 to move to 2-7 this season and 0-5 in conference play. Arkansas had an open date last week, while LSU dropped a 29-0 matchup with Alabama in Baton Rouge.

Sophomore running back Rakeem Boyd posted his third 100-yard rushing performance in four games after tallying 113 on the ground against Vanderbilt. He is one of seven players in the SEC with three or more 100-yard games this season.


Arkansas linebackers De'Jon Harris and Bumper Pool combined for 21 of Arkansas' 72 tackles against the Commodores. It was Harris' fifth time this year to lead the team in tackles, while Pool posted the first double-digit tackle performance of his career.

Harris leads the SEC in tackles and ranks 24th nationally with his 93 stops, while Santos Ramirez is sixth in the league with 64 and Greenlaw's 60 tackles in seven games is the ninth-best mark in the SEC. Greenlaw also leads all active players in the league with 300 tackles.

The Razorbacks are averaging 31.4 points and 389.6 yards per game in the team's five games at DWRRS this season.

RETURNING TEAM LEADERS

PASSING



TY STOREY

104/178 (58.4%)
1,223 YARDS
9 TD/7 INT

RUSHING



RAKEEM BOYD

94 ATTEMPTS
615 YARDS
2 TD

RECEIVING



La'MICHAEL PETTWAY

21 RECEPTIONS
354 YARDS
4 TD

TACKLES



DE'JON HARRIS

93 TACKLES
7.0 TFL
5 PBU

2018 SCHEDULE & RESULTS



EASTERN ILLINOIS
Sept. 1
Fayetteville, Ark.
SEC Network
W 55-20



COLORADO STATE
Sept. 8
Ft. Collins, Colo.
CBSN
L 34-27



NORTH TEXAS
Sept. 15
Fayetteville, Ark.
SEC Network-Alt
L 44-17



at AUBURN
Sept. 22
Auburn, Ala.
SEC Network
L 34-3



vs. TEXAS A&M
Sept. 29
Arlington, Texas
ESPN
L 24-17



ALABAMA
Oct. 6
Fayetteville, Ark.
ESPN
L 65-31



OLE MISS
Oct. 13
Little Rock, Ark.
SECN
L 37-33



TULSA
Oct. 20
Fayetteville, Ark.
SECN
W 23-0



VANDERBILT
Oct. 27
Fayetteville, Ark.
SECN
L 45-31



LSU
Nov. 10
Fayetteville, Ark.
SECN
6:30 p.m.



at MISS. STATE
Nov. 17
Starkville, Miss.
CBS



at MISSOURI
Nov. 23
Columbia, Mo.
CBS
1:30 p.m.

THE GAME: LSU at ARKANSAS

SERIES HISTORY

LSU leads 39-22-2

STATISTICAL BREAKDOWN: LSU at ARKANSAS

Date	UA/Opp Rank	Site	Result	Arkansas	Rank: SEC (FBS)	Category	LSU	Rank: SEC (FBS)
Nov. 22, 1901		Baton Rouge, La.	L, 15-0	26.3	11 (89)	Scoring Offense	27.0	10 (82)
Nov. 30, 1906		Baton Rouge, La.	T, 6-6	33.7	13 (101)	Scoring Defense	16.7	5 (11)
Nov. 9, 1907		Little Rock, Ark.	L, 12-17	378.4	10 (87)	Total Offense	362.8	12 (103)
Nov. 26, 1908		Little Rock, Ark.	L, 4-36	412.9	13 (80)	Total Defense	357.6	8 (40)
Nov. 13, 1909		Memphis, Tenn.	W, 16-0	176.0	9 (58)	Rushing Offense	170.8	10 (62)
Nov. 24, 1910		Little Rock, Ark.	W, 51-0	153.6	9 (57)	Rushing Defense	147.2	8 (50)
Nov. 23, 1911		Little Rock, Ark.	W, 11-0	202.4	10 (94)	Passing Offense	192.0	12 (103)
Nov. 9, 1912		Little Rock, Ark.	L, 6-7	259.3	12 (105)	Pass Defense	210.3	7 (44)
Nov. 8, 1913		Shreveport, La.	L, 7-12	20.89	10 (62)	Kickoff Return Avg.	22.36	5 (42)
Nov. 7, 1914		Shreveport, La.	W, 20-12	14.67	3 (15)	Punt Return Avg.	10.33	8 (49)
Nov. 6, 1915		Shreveport, La.	L, 7-13	30:34	7 (54)	Time of Possession	31:10	3 (39)
Nov. 4, 1916		Shreveport, La.	L, 7-17	34.1%	14 (111)	3rd Down Conv. Pct.	36.6%	11 (94)
Nov. 3, 1917		Shreveport, La.	W, 14-0	34.5%	8 (35)	Opp. 3rd-D Conv. Pct.	34.8%	9 (37)
Oct. 25, 1919		Shreveport, La.	L, 0-20	32.57	14 (126)	Net Punting	41.06	4 (12)
Nov. 6, 1920		Shreveport, La.	L, 0-3	-0.67	13 (107)	Turnover Margin	1.33	1 (5)
Nov. 5, 1921		Shreveport, La.	L, 7-10	8	4 (26)	Fumbles Recovered	5	7 (72)
Oct. 28, 1922		Shreveport, La.	W, 40-6	4	3 (23)	Fumbles Lost	4	3 (23)
Oct. 27, 1923		Shreveport, La.	W, 26-13	5	9 (95)	Passes Intercepted	15	1 (2)
Nov. 1, 1924		Shreveport, La.	W, 10-7	13	8 (67)	Turnovers Gained	20	1 (8)
Oct. 31, 1925		Shreveport, La.	W, 12-0	19	14 (111)	Turnovers Lost	8	2 (9)
Nov. 6, 1926		Shreveport, La.	L, 0-14	120.05	13 (100)	Passing Efficiency	113.88	14 (116)
Oct. 29, 1927		Shreveport, La.	W, 28-0	145.29	12 (101)	Pass Efficiency Defense	102.46	2 (8)
Nov. 3, 1928		Shreveport, La.	W, 7-0	50	2 (42)	Fewest Penalties	49	1 (37)
Nov. 2, 1929		Shreveport, La.	W, 32-0	459	3 (44)	Fewest Yards Penalized	484	6 (59)
Nov. 1, 1930		Shreveport, La.	L, 12-27	2.56	3 (35)	Sacks	2.11	8 (64)
Oct. 24, 1931		Shreveport, La.	L, 6-13	2.0	8 (55)	Sacks Allowed	2.56	13 (89)
Oct. 22, 1932		Shreveport, La.	L, 0-14	6.3	8 (58)	Tackles for Losses	5.3	11 (85)
Oct. 21, 1933		Shreveport, La.	L, 0-20	7.00	12 (100)	Tackles for Loss Allowed	6.33	11 (87)
Oct. 20, 1934		Shreveport, La.	L, 0-16	176	11 (89)	First Downs	181	8 (82)
Oct. 19, 1935		Shreveport, La.	L, 7-13	193	11 (77)	First Downs Allowed	175	8 (47)
Oct. 24, 1936	NR/13	Shreveport, La.	L, 7-19	90.0%	4 (21)	Red Zone Offense	87.5%	6 (36)
Jan. 1, 1947	16/8	Dallas, Texas	T, 0-0	81.4%	7 (47)	Red Zone Defense	76.0%	5 (22)
Nov. 21, 1953		Little Rock, Ark.	L, 8-9					
Nov. 20, 1954	9/NR	Shreveport, La.	L, 6-7					
Nov. 19, 1955		Little Rock, Ark.	L, 7-13					
Nov. 24, 1956		Shreveport, La.	L, 7-21					
Jan. 1, 1966	2/NR	Dallas, Texas	L, 7-14					
Nov. 27, 1992		Fayetteville, Ark.	W, 30-6					
Nov. 27, 1993		Baton Rouge, La.	W, 42-24					
Nov. 26, 1994		Little Rock, Ark.	L, 12-30					
Nov. 18, 1995	14/NR	Baton Rouge, La.	L, 0-28					
Nov. 29, 1996	NR/19	Little Rock, Ark.	L, 7-17					
Nov. 28, 1997	NR/17	Baton Rouge, La.	L, 21-31					
Nov. 27, 1998	13/NR	Little Rock, Ark.	W, 41-14					
Nov. 26, 1999	17/NR	Baton Rouge, La.	L, 10-35					
Nov. 24, 2000	NR/24	Little Rock, Ark.	W, 14-3					
Nov. 23, 2001	24/NR	Baton Rouge, La.	L, 38-41					
Nov. 29, 2002	NR/18	Little Rock, Ark.	W, 21-20					
Nov. 28, 2003	NR/3	Baton Rouge, La.	L, 24-55					
Nov. 24, 2004	NR/14	Little Rock, Ark.	L, 14-43					
Nov. 19, 2005	NR/3	Baton Rouge, La.	L, 17-19					
Nov. 24, 2006	5/9	Little Rock, Ark.	L, 26-36					
Nov. 23, 2007	NR/1	Baton Rouge, La.	W, 50-48 (30T)					
Nov. 28, 2008		Little Rock, Ark.	W, 31-30					
Nov. 28, 2009	NR/17	Baton Rouge, La.	L, 30-33 (OT)					
Nov. 27, 2010	12/6	Little Rock, Ark.	W, 31-23					
Nov. 25, 2011	3/1	Baton Rouge, La.	L, 27-31					
Nov. 23, 2012	NR/8	Fayetteville, Ark.	L, 13-20					
Nov. 29, 2013	NR/15	Baton Rouge, La.	L, 27-31					
Nov. 15, 2014	NR/20	Fayetteville, Ark.	W, 17-0					
Nov. 14, 2015	NR/9	Baton Rouge, La.	W, 31-14					
Nov. 12, 2016	25/24	Fayetteville, Ark.	L, 10-38					
Nov. 11, 2017	NR/24	Baton Rouge, La.	L, 10-33					

INSIDE THE LSU SERIES

All-Time Record: LSU leads 39-22-2

In Fayetteville: Tied 2-2-0

In Baton Rouge: LSU leads 11-3-1

In Little Rock: LSU leads 9-7-0

In Shreveport: LSU leads 16-9-0

In Dallas: LSU leads 1-0-1

In Memphis: Arkansas leads 1-0-0

Most points scored by Arkansas: 51, (1910)

Most points scored by LSU: 55 (2003)

Largest margin of victory by Arkansas: 51 (1910)

Largest margin of victory by LSU: 32 (1908)

INDIVIDUAL STATS

ARKANSAS					LSU				
Rushing	Att.	Yds.	Avg.	TD	Rushing	Att.	Yds.	Avg.	TD
Rakeem Boyd	94	615	6.5	2	Nick Brossette	158	749	4.4	10
Devwah Whaley	65	298	4.6	2	Clyde Edwards-Helaire	111	535	4.8	5
Chase Hayden	55	252	4.6	1	Joe Burrow	79	243	3.1	4
Passing	Comp.	Att.	Yds.	TD/Int.	Passing	Comp.	Att.	Yds.	TD/Int.
Ty Storey	104	178	1223	9/7	Joe Burrow	138	258	1728	6/4
Cole Kelley	34	63	448	5/5					
Connor Noland	14	23	149	1/2					
Receiving	Rec.	Yds.	Avg.	TD	Receiving	Rec.	Yds.	Avg.	TD
LaMichael Pettway	21	354	16.9	4	Justin Jefferson	36	552	15.3	2
Cheyenne O'Grady	21	284	13.5	4	Dee Anderson	17	215	12.6	0
Rakeem Boyd	18	154	8.6	0	Stephen Sullivan	15	184	12.3	1
Jordan Jones	14	191	13.6	1	Derrick Dillon	11	149	13.5	1
Punting	No.	Yds.	Avg.	Long	Punting	No.	Yds.	Avg.	Long
Reid Bauer	38	1468	38.6	64	Zach Von Rosenberg	39	1806	46.3	65
					Josh Growden	12	433	36.1	47
Punt Returns	No.	Yds.	Avg.	Long	Punt Returns	No.	Yds.	Avg.	Long
Deon Stewart	6	88	14.7	45	Jonathan Giles	7	87	12.4	22
Kickoff Returns	No.	Yds.	Avg.	Long	Kickoff Returns	No.	Yds.	Avg.	Long
De'Vion Warren	11	285	25.9	78	Clyde Edwards-Helaire	10	218	21.8	57
Tackles	UT-AT	TT	TFL	Other	Tackles	UT-AT	TT	TFL	Other
De'Jon Harris	50-43	93	7.0	5 PBU	Devin White	36-48	84	7.0	2 FR
Santos Ramirez	35-29	64	0.5	1 FR	Jacob Phillips	22-39	61	4.0	1 INT
Dre Greenlaw	30-30	60	6.5	2 INT	Grant Delpit	31-26	57	8.5	5 INT
Kamren Curl	26-18	44	0.0	4 PBU	Rashard Lawrence	15-25	40	4.5	2 PBU
					John Battle	13-24	37	0	3 INT

Score by Quarters	1	2	3	4	Total
Arkansas	0	7	3	0	10
LSU	7	0	12	14	33

Qtr Time Scoring play

1st	01:39	LSU - DJ Chark 45 yd pass from Danny Etling (Connor Culp kick)
2nd	00:16	AR - Devwah Whaley 1 yd run (Connor Limpert kick)
3rd	11:13	LSU - Derrius Guice 6 yd run (Connor Culp kick failed)
	06:22	AR - Connor Limpert 38 yd field goal
	04:29	LSU - Derrius Guice 33 yd run (Connor Culp kick failed)
4th	14:52	LSU - DJ Chark 68 yd pass from Danny Etling (Jack Gonsoulin kick)
	03:46	LSU - Derrius Guice 1 yd run (Jack Gonsoulin kick)

	AR	LSU
FIRST DOWNS	17	21
RUSHES-YARDS (NET)	34-142	39-198
PASSING YDS (NET)	176	217
Passes Att-Comp-Int	33-16-1	16-11-0
TOTAL OFFENSE PLAYS-YARDS	67-318	55-415
Fumble Returns-Yards	0-0	0-0
Punt Returns-Yards	1-14	1--2
Kickoff Returns-Yards	6-112	1-18
Interception Returns-Yards	0-0	1-0
Punts (Number-Avg)	7-34.9	4-39.5
Fumbles-Lost	2-0	1-0
Penalties-Yards	5-59	5-40
Possession Time	31:06	28:54
Third-Down Conversions	5 of 15	5 of 10
Fourth-Down Conversions	0 of 2	0 of 0
Red-Zone Scores-Chances	2-2	2-3
Sacks By: Number-Yards	2-15	1-8

RUSHING: Arkansas-David Williams 13-81; Devwah Whaley 12-55; De'Vion Warren 1-4; Austin Cantrell 1-2; Cole Kelley 1-0; T.J. Hammonds 3-0; Austin Allen 3-0. LSU-Derrius Guice 21-147; Darrel Williams 9-43; Russell Gage 1-15; Just. Jefferson 1-4; TEAM 2-minus 2; DJ Chark 1-minus 4; Danny Etling 4-minus 5.

PASSING: Arkansas-Austin Allen 13-23-0-140; Cole Kelley 3-10-1-36. LSU-Danny Etling 11-16-0-217.

RECEIVING: Arkansas-Jeremy Patton 4-44; Will Gragg 3-47; Jonathan Nance 3-20; Devwah Whaley 2-23; La'Michael Pettway 1-25; Deon Stewart 1-18; Jordan Jones 1-7; Austin Cantrell 1-minus 8. LSU-DJ Chark 4-130; Steph. Sullivan 2-40; Derrick Dillon 2-13; Tory Carter 1-15; Dee Anderson 1-10; Foster Moreau 1-9.

INTERCEPTIONS: Arkansas-None. LSU-TEAM 1-0.

FUMBLES: Arkansas-David Williams 1-0; Gary Cross 1-0. LSU-DJ Chark 1-0.

Arkansas (4-6,1-5) vs. LSU (7-3,4-2)

Date: Nov 11, 2017 • Site: Baton Rouge, La. • Stadium: Tiger Stadium

Attendance: 98546

Kickoff time: 11:02 • End of Game: 2:06 • Total elapsed time: 3:04

Officials: Referee: James Carter; Umpire: Russ Pulley; Linesman: Johnny Crawford;

Line judge: Tim Beard; Back judge: Wayne Gautney; Field judge: J. Taylor;

Side judge: A. Jeffries; Center judge: Brian Davis;

Temperature: 68 • Wind: 5mph ENE • Weather: Sunny

IN DEPTH CHART: OFFENSE

WR



8 Mike Woods ||| 6-1, 190, Fr.

Has a catch in six of the last seven games - 3 rec./33 yds vs. VU ... Caught first college TD 9/29 ... Debuted 9/8 ... Three-star recruit by ESPN & 247Sports ... Early enrollee ... Arkansas over Vanderbilt, Washington State, Texas Tech & others.


	REC	YDS	TD
2018	14	177	1
Totals	14	177	1

16 La'Michael Pettway ||| 6-2, 219, Jr.

Five-straight games with a catch ... Leads team in rec. (21), yds (354) & TDs (4) ... 2 catches for 51 yds vs. Vandy - fourth over 30 yds in 2018 ... 39-yard touchdown rec. in Q2 vs. Ole Miss ... led team in catches (3) & yards (77) vs. the Rebels.

	REC	YDS	TD
2018	21	354	4
2017	6	92	0
2016	1	10	1
Totals	28	456	5

TE



44 Austin Cantrell ||| 6-3, 263, Jr.

Recorded one catch for six yards vs. Vandy ... Career-high 53 yards on two rec. vs. EIU (9/1), including a 42-yard play ... Started a career high 10 games in 2017 after starting five in 2016 ... Had at least one rec. in eight games last season.

	REC	YDS	TD
2018	8	119	1
2017	13	85	0
2016	13	120	2
Totals	34	314	3

85 Cheyenne O'Grady ||| 6-4, 251, Jr.

Team-high six catches/83 yards vs. VU ... Scored on 39-yard rec. vs. Ole Miss (10/13) ... Caught 7 passes, 2 TDs 10/6 ... Second career start 9/29 ... Son of the late Larry Marks, who was a three-year basketball letterwinner at Arkansas 1988-90.

	REC	YDS	TD
2018	21	284	4
2017	3	132	2
2016	3	63	1
Totals	45	479	7

LT



74 Colton Jackson ||| 6-5, 301, Jr.

Started first game of 2018 at Auburn 9/22 after missing early season games due to back surgery ... Started 10 of 12 games at left tackle in 2017 ... Played third-most offensive snaps last season (702).


	GP	GS
2018	6	5
2017	12	10
2016	12	3
Totals	30	18

73 Noah Gatlin ||| 6-7, 293, Fr.

Started his first career game 9/8 ... Consensus three-star recruit ... Helped pave the way for Jonesboro HS to 2,395 yards, averaging 6.8 yards per carry ... Chose Arkansas over Mississippi State, Arizona State and others.

	GP	GS
2018	3	2
Totals	3	2

LG



51 Hjalte Froholdt ||| 6-5, 315, Sr. >>> Preseason second-team All-SEC

Allowed first sack in 746 pass protection snaps in Q4 vs. Rebels ... No sacks allowed vs. Tulsa ... Saw action in 747 snaps last season - started all 12 games at LG ... Graded as No. 9 offensive lineman in the SEC & No. 2 guard - PFF in 2017.

	GP	GS
2018	9	9
2017	12	12
2016	13	13
2015	10	0
Totals	44	34

54 Austin Capps ||| 6-4, 311, Jr.

Transitioned from the defensive line to the offensive line for 2018 season ... Appeared in all 12 games in 2017 and 12-of-13 in 2016 ... Totaled 22 tackles last season on 272 defensive snaps ... A four-star recruit by ESPN, Scout and 247Sports.

	GP	GS
2018	8	0
2017	12	0
2016	12	0
Totals	32	0

C



66 Ty Clary ||| 6-4, 288, So.

No sacks allowed vs. Tulsa ... Started the last five games at C ... Opened 2017 with four-straight starts at RG & played in seven total on the line ... Did not allow a sack in 115 snaps in 2017 ... Three-star recruit from Fayetteville HS.

	GP	GS
2018	9	8
2017	7	4
Totals	16	12

57 Shane Clenin ||| 6-6, 302, R-Fr.

Redshirted during his first year on campus ... Consensus three-star prospect by ESPN, Rivals, Scout and 247Sports ... Rated the No. 1 offensive tackle in the state of Missouri by Scout ... The first-ever Division I signee from Jefferson HS.

	GP	GS
2018	4	1
Totals	4	1

RG



62 Johnny Gibson ||| 6-4, 319, Sr.

No sacks allowed vs. Tulsa ... Started all seven games at RG in 2018 ... Notched a team-high 807 snaps in 2017 over 12 starts - six at RG, four at RG and once at LT ... Allowed one sack and four total pressures over the last five games of 2017.

	GP	GS
2018	9	9
2017	12	12
Totals	21	21

68 Kirby Adcock ||| 6-5, 280, R-Fr.

Redshirted during his first year on campus ... Tabbed the No. 4 player in Arkansas being a consensus three-star prospect by ESPN, Rivals, Scout and 247Sports ... Winner of the 2016 Willie Roaf Award, given to the best HS OL in Arkansas.

	GP	GS
2018	3	1
Totals	3	1

RT



60 Brian Wallace ||| 6-6, 320, Sr. >>> Preseason third-team All-SEC

No sacks allowed vs. Tulsa ... Made 15-straight starts at RT, dating back to 2017 ... Played in 11 games while starting the final seven of 2017 at RT ... Played 468 offensive snaps last year, allowing only three sacks.


	GP	GS
2018	9	9
2017	11	7
2016	12	10
2015	0	3
Totals	32	30

78 Dalton Wagner ||| 6-9, 302, R-Fr.

Played in seven of eight games in 2018, starting at LT vs. Tulsa ... Redshirted in 2017 ... Consensus three-star prospect according to ESPN, Rivals, Scout and 247Sports ... Chose Arkansas over Louisville, Utah, California, Vanderbilt & others.

	GP	GS
2018	7	1
Totals	7	1

QB



4 Ty Storey ||| 6-2, 215, Jr.

Started six of seven games ... Thrown for 100+ yds in all but one ... 240 pass yds vs. VU - most since EIU (9/1) ... First career start 9/8 ... Consensus four-star recruit - chose Arkansas over Alabama, Auburn & others.

	C-A-I	YDS	TD
2018	104-178-7	1,123	9
2017	0-0-0	0	0
2016	1-4-0	3	0
Totals	105-182-7	1,126	9

15 Cole Kelley ||| 6-7, 258, So.

Tossed a 39-yard TD pass vs. Ole Miss ... Played in 10 games, starting four (at No. 1 Alabama, No. 21 Auburn, at Ole Miss, Coastal Carolina) in 2017 ... SEC Freshman of the Week after a comeback win at Ole Miss in 2017.

	C-A-I	YDS	TD
2018	35-66-5	455	5
2017	80-151-3	1,130	8
Totals	115-217-8	1,579	13

RB



5 Rakeem Boyd ||| 6-0, 200, So.

100+ yards in three of last four games vs. Ole Miss (109), Alabama (102) & VU (113) ... First Hog with 100+ vs. Alabama since Darren McFadden 2007 ... First career start 9/29 ... Rushed for 1,211 yds and 14 TDs at Independence CC in 2017.

	ATT	YDS	TD
2018	94	615	2
Totals	94	615	2

2 Chase Hayden ||| 5-10, 200, So.

Season-high 70 yards on five carries vs. Vanderbilt - first TD of 2018 on 38-yard run ... Third on the team in rushing yards ... 326 yds & 4 TDs in 2017 ... 2017 SEC Academic Honor Roll ... Four-star prospect - Rivals.

	ATT	YDS	TD
2018	55	252	1
2017	61	326	4
Totals	116	578	5

WR



1 Jared Cornelius ||| 5-11, 203, Sr.

Started two of three games played in 2017 before sustaining an Achilles injury in the third game of the season ... Recorded five receptions for 43 yards and one touchdown ... Averaged 16.09 yards per catch in 2016.

	REC	YDS	TD
2018	53	53	0
2016	32	515	4
2015	24	393	3
2014	18	212	2
Totals	84	1,216	10

9 De'Vion Warren ||| 5-10, 180, So. >>> Preseason third-team All-SEC

Had a 78-yard kick return vs. Alabama (10/6) ... Caught his first TD pass 10/6 ... Returned a kick 100-yards for a touchdown against Auburn ... Averaged 26.4 yards per return last season ... A four-star prospect by ESPN out of high school.

	REC	YDS	TD
2018	3	14	1
2017	1	5	0
Totals	4	19	1

WR



3 Deon Stewart ||| 5-11, 161, Jr.

Has a catch in 16 of the last 17 games ... Two rec./23 yds vs. VU ... Mainstay in the Razorback offense in 2017, seeing action in all 12 games last season with 33 rec. for 404 yards ... Primary return specialist in 2016 - 419 KR yards on 21 returns.

	REC	YDS	TD
2018	11	142	0
2017	33	404	3
2016	2	34	0
Totals	46	580	3

10 Jordan Jones ||| 6-1, 180, So.

One reception for eight yards vs. VU ... TD catch vs. EIU (9/1) ... Started six games in 2017, finished third in rec. yards (401) & receptions (21) and second in TD receptions (3) on the team ... Played QB Ty Storey in Arkansas state title game.

	REC	YDS	TD
2018	14	191	1
2017	21	401	3
Totals	35	592	4

IN DEPTH CHART: DEFENSE

	U-A-T	TFL	SACK
2018	16-17-33	8.0-37	3.5-20
2017	15-22-37	7.5-33	2.5-19
2016	8-19-27	5.5-23	2.5-13
Totals	39-58-87	21.0-93	8.5-52

3 McTelvin Agim ||| 6-3, 279, Jr.

Leads the team in tackles for loss with 8.0 ... team-leader with 11 QBH, three vs. Tulsa ... Posted 37 tackles, the second-most among defensive linemen ... Second on the team in TFL (7.5) ... T-3rd on the team in sacks (2.5) in 2017.

	U-A-T	TFL	SACK
2018	7-6-13	1.5-3	0.5-2
2017	0-0-0	0.0-0	0.0-0
2016	0-0-0	0.0-0	0.0-0
Totals	7-6-13	1.5-3	0.5-2

91 Michael Taylor ||| 6-2, 248, Sr.

Credited with 0.5 sacks vs. Tulsa ... Had a TFL & a forced fumble vs. EIU (9/1) ... Saw action in two games in 2017 ... Didn't participate in 2016 ... Tallied 50 tackles, including 11.5 for loss & four sacks at Riverside City College (Calif.) in 2015.

	U-A-T	TFL	SACK
2018	14-19-33	6.5-40	6.0-39
2017	2-2-4	0.0-0	0.0-0
2016	0-1-1	0.0-0	0.0-0
2015	2-0-2	0.0-0	0.0-0
Totals	18-22-40	6.5-40	6.0-39

90 Armon Watts ||| 6-5, 298, Sr.

Crip Hall Homecoming Award ... 6.0 sacks this year - 1.0 vs. VU ... Three FF - EIU (9/1), CSU (9/8) & Tulsa (10/20) ... Three-star prospect ... Chose Arkansas over Missouri, Kentucky, Cincinnati & Wisconsin among others.



	U-A-T	TFL	SACK
2018	4-10-14	2.5-14	1.5-12
2017	8-13-21	3.5	1.0-0
Totals	12-23-35	5.0-14	2.5-12

7 Briston Guidry ||| 6-2, 292, So.

Recorded a sack vs. Tulsa & 0.5 sacks vs. VU ... Scored his second career TD vs. EIU on a fumble recovery ... Played in 11 games as a freshman, with 21 tackles, 3.5 for loss, over 280 defensive snaps ... A four-star recruit out of Kenner, La.

	U-A-T	TFL	SACK
2018	7-13-20	2.5-9	1.5-6
2017	10-16-26	1.5-3	0.0-0
2016	1-3-4	4.0-17	2.0-15
Totals	18-32-50	8.0-29	3.5-21

52 TJ Smith ||| 6-3, 304, Jr.

Has 2.5 TFL in 2018 ... 0.5 sacks vs. Tulsa ... Played in five games in 2017 with four tackles, 1.5 for loss ... Redshirted as a true freshman ... Three-star recruit ... Chose Arkansas over Missouri, Vanderbilt, N. Carolina, Wake Forest & others.

	U-A-T	TFL	SACK
2018	2-7-9	0.0-0	0.0-0
2017	2-4-6	0.5-0	0.0-0
Totals	4-11-15	0.5-0	0.0-0

42 Jonathan Marshall ||| 6-3, 301, So.

Had three tackles vs. Tulsa ... Played in all 12 games last season over 160 defensive snaps ... Finished with six tackles, with 0.5 for loss & two quarterback hurries ... Three-star recruit that chose Arkansas over TCU, Nebraska & others.

	U-A-T	TFL	SACK
2018	14-14-28	6.0-32	3.0-25
2017	20-22-42	5.5-18	2.0-13
2016	13-10-23	5.5-32	2.5-20
2014	5-3-8	0.5-1	0.0
Totals	52-49-101	15.0-73	6.5-52

10 Randy Ramsey ||| 6-4, 236, Sr.

Tallied 1.0 sack vs. VU ... Recovered a fumble vs. Tulsa ... Had 2.5 TFL vs. Ole Miss - 6.0 total in 2018 ... Played in all 12 games, eight starts, at OLB in 2017 ... Finished with 42 tackles, including 5.5 for loss & 2.0 sacks, six QBH & a FF.

	U-A-T	TFL	SACK
2018	3-8-11	1.5-3	0.0-0
2017	1-0-1	0.0-0	0.0-0
Totals	4-8-12	1.5-3	0.0-0

6 Gabe Richardson ||| 6-3, 240, Jr.

Recovered a fumble vs. UNT (9/15) ... First career start 9/8 ... Saw action in four games in 2017 ... Forced a fumble that was recovered 18 yards for a TD by Henre' Toliver in the 2017 season opener against Florida A&M.

	U-A-T	TFL	SACK
2018	5-8-13	0.0-0	0.0-0
2017	3-0-3	0.0-0	0.0-0
Totals	8-8-16	0.0-0	0.0-0

27 Hayden Henry ||| 6-2, 222, So.

Earned first career start 9/29 ... Played a key role on special teams & recorded three tackles ... Earned a scholarship following the season ... A three-star recruit named the Arkansas Democrat-Gazette Prep Defensive Player of the Year.

	U-A-T	TFL	SACK
2018	1-4-5	0.5-2	0.0-0
2017	3-3-6	0.0-0	0.0-0
Totals	4-7-11	0.5-2	0.0-0

22 Deon Edwards ||| 6-1, 212, So.

Played in nine games, primarily on special teams in 2017 ... Recorded six tackles - five on special teams & one on defense ... A consensus three-star recruit who chose Arkansas over South Carolina, Missouri, Louisville & others.

	U-A-T	TFL	SACK
2018	50-43-93	7.0-19	2.0-11
2017	66-49-115	8.5-25	3.5-18
2016	18-19-37	2.0-8	1.0-6
Totals	134-111-235	17.5-52	6.5-35

8 De'Jon Harris ||| 6-0, 244, Jr. >>> Preseason third-team All-SEC

Leads the SEC in tackles (93) ... Career-high 16 tackles 9/29 ... 13 vs. Ole Miss ... Led the team in tackles (115), TFLs (8.5) & sacks (3.5) in 2017 ... First Razorback to lead a team in tackles, TFL & sacks in the same year since at least 1973.

	U-A-T	TFL	SACK
2018	7-15-22	2.5-4	0.0-0
2017	22-16-38	3.5-15	1.0-9
Totals	29-31-60	6.0-19	1.0-9

31 Grant Morgan ||| 5-11, 220, So.

Saw action in all 12 games totalling 38 tackles, including 3.5 for loss and 1.0 sack in 2017 ... Played 212 defensive snaps ... Played a season-high 58 snaps & recorded a season-high eight tackles in the season finale against Missouri.

	U-A-T	TFL	SACK
2018	30-30-60	6.5-10	2.0-6
2017	52-51-103	1.5-15	1.0-14
2016	22-20-42	1.5-3	0.0-0
2015	46-49-95	3.5-20	1.0-14
Totals	150-150-300	12.5-53	4.0-34

23 Dre Greenlaw ||| 6-0, 222, Sr.

Recorded 300th tackle vs. VU ... Had 1.0 sack vs. Tulsa ... Two INTs in 2018 ... Started all 12 games at WLB (2017) ... Had 103 tackles - 2nd on the team for the second time in three years ... Fourth in SEC in double-digit tackle games (6).

	U-A-T	TFL	SACK
2018	9-14-23	2.5-4	0.0-0
Totals	9-14-23	2.5-4	0.0-0

16 Bumper Pool ||| 6-2, 223, Fr.

Season-high 10 tackles vs. VU, including 1.0 for loss ... 2.5 TFL this season ... Recovered a fumble vs. EIU (9/1) - 60 yd return ... First start 9/8 ... Four-star recruit by 247Sports & Rivals ... Chose Arkansas over Alabama, LSU & others.

	U-A-T	TFL	INT
2018	25-5-30	2.0-8	2-0
2017	1-0-1	0.0-0	0-0
2016	33-14-47	0.5-0	2-75
2015	6-4-10	0.0-0	1-8
Totals	65-29-88	2.5-8	5-83

11 Ryan Pulley ||| 5-11, 198, Jr.

Has three INTs in 2018 (CSU, Ole Miss, Tulsa) ... Sustained a right pectoral injury in the 2017 opener & missed the rest of the year ... Started the final 12 games of 2016 & led the team with 13 pass breakups & finished fifth with 47 tackles.

	U-A-T	TFL	INT
2018	3-1-4	0.0-0	0-0
Totals	3-1-4	0.0-0	0-0

21 Montaric Brown ||| 6-0, 187, R-Fr.

First career start vs. Tulsa ... Redshirted 2017 season ... Consensus four-star recruit out of Ashdown, Ark., top prospect in state by Rivals, Scout & 247Sports ... Chose Arkansas over Alabama, Auburn, LSU, Oklahoma State.

	U-A-T	TFL	INT
2018	26-18-44	0.0-0	0-0
2017	32-14-46	0.0-0	0-0
Totals	58-32-90	0.0-0	0-0

2 Kamren Curl ||| 6-2, 201, So.

Forced a fumble vs. UNT (9/15) ... Played the second-most snaps among all SEC true freshman cornerbacks (690), was sixth on the team & tied for fourth among SEC freshmen in tackles (46) & tied for the team lead in PBUs in 2017.

	U-A-T	TFL	INT
2018	0-3-3	0.0-0	0-0
Totals	0-3-3	0.0-0	0-0

18 Myles Mason ||| 6-2, 208, Fr.

Four-star recruit by ESPN ... Top-10 prospect in Alabama by ESPN (No. 10) ... Helped Hewitt-Trussville to an 11-0 overall record and 7-0 mark in region play as a senior in 2017 ... Chose Arkansas over Alabama, Auburn, LSU and others.

	U-A-T	TFL	INT
2018	35-29-64	0.5-0	0-0
2017	34-29-63	2.0-4	1-16
2016	30-13-43	0.0-0	1-24
2015	22-13-35	0.0-0	1-18
Totals	121-84-205	2.5-4	3-58

9 Santos Ramirez ||| 6-2, 204, Sr. >>> Preseason third-team All-SEC

Led team in tackles (10) vs. Tulsa ... Recovered a fumble vs. EIU (9/1) ... One of only three players in the FBS in 2017 to record at least 60 tackles, an interception, eight pass breakups & three fumbles forced in 2017.



	U-A-T	TFL	INT
2018	2-2-4	0.0-0	0-0
Totals	2-2-4	0.0-0	0-0

17 Joe Foucha ||| 5-11, 198, Fr.

Consensus three-star recruit by 247Sports, ESPN and Rivals ... Had 68 tackles, five interceptions, six forced fumbles, four fumble recoveries & 15 pass breakups as a senior ... Chose Arkansas over Alabama, Auburn, LSU & others.

	U-A-T	TFL	INT
2018	16-4-20	0.0-0	0-0
Totals	16-4-20	0.0-0	0-0

24 Jacques McClellion ||| 5-10, 190, R-Fr.

Team-high six PBUs in 2018 ... Redshirted initial year with the program ... Three-star prospect by ESPN, Rivals, Scout & 247Sports ... Totaled 46 tackles & 21 pass breakups as a senior ... Selected Arkansas over Florida, Louisville & others.

	U-A-T	TFL	INT
2018	0-1-1	0.0-0	0-0
2017	2-0-2	0.0-0	0-0
Totals	2-1-3	0.0-0	0-0

14 Britto Tutt ||| 6-1, 180, Jr.

Earned first career start 9/15 ... Played in eight games & totaled two tackles last season ... Played in 10 games helping the team finish 8-3 as co-champs of the National Northern Conference as a freshman at Ventura College in 2015.


	U-A-T	TFL	INT
2018	0-1-1	0.0-0	0-0
2017	2-0-2	0.0-0	0-0
Totals	2-1-3	0.0-0	0-0



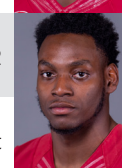
DE



DL




DL



DE



LB



LB



LB



CB



SS



FS



CB

RAZORBACK TRENDS

	2018	Morris	Streak
Overall	2-7	16-29	L1
At Home	2-3	12-13	L1
On the Road	0-2	4-14	L3
Neutral	0-2	0-2	L4
September	1-4	8-10	L4
October	1-3	5-10	L1
November	0-0	3-9	L1
December-January	0-0	0-0	L1
vs. SEC	0-5	0-5	L6
vs. Non-Conference	2-2	8-8	W1
vs. Ranked Opponents	0-2	1-11	L7
Record in Games...			
Decided by 7 pts or less	0-3	4-7	L3
Decided by 3 pts or less	0-0	2-3	W4
During the day	2-4	7-16	L1
At night	0-3	9-13	L5
Record When Scoring...			
Less than 21 points	0-3	0-10	L12
21+ points	2-4	16-19	L1
30+ points	1-3	14-12	L3
40+ points	1-0	8-5	W2
50+ points	1-0	4-0	W3
Record When Allowing...			
Less than 14 points	1-0	2-0	W12
Less than 21 points	1-0	5-0	W9
21+ points	0-7	10-29	L8
Record When...			
Scoring first	2-1	11-14	L1
Opponents score first	0-6	5-15	L7
Leading after the 1Q	1-2	11-9	L2
Trailing after the 1Q	0-4	2-16	L5
Tied after the 1Q	1-1	3-4	L1
Leading at halftime	2-2	15-3	W1
Trailing at halftime	0-5	1-25	L5
Tied at halftime	0-0	0-1	--
Leading after the 3Q	2-2	12-2	W1
Trailing after the 3Q	0-5	4-27	L7
Tied going into the 4Q	0-0	0-0	--
In overtime games	0-0	1-1	L1
Record With...			
Less than 300 yards total offense	0-2	0-5	L8
400+ yards total offense	1-4	14-16	L4
500+ yards total offense	0-0	4-3	W1
Less than 100 yards rushing	1-1	2-7	W2
100+ yards rushing	1-6	14-22	L1
200+ yards rushing	0-3	9-7	L3
300+ yards rushing	0-1	2-1	L1
Less than 200 yards passing	1-4	3-8	W1
200+ yards passing	1-3	13-21	L3
300+ yards passing	1-0	6-6	W1
400+ yards passing	0-0	0-1	L2
A 100-yard rusher	0-4	8-10	L4
2+ 100-yard rushers	0-0	2-0	W8
Record When Allowing...			
Less than 200 total yards	0-0	0-0	W6
200+ total yards	2-7	16-29	L1
300+ total yards	1-6	12-27	L6
400+ total yards	0-4	7-22	L5
Less than 100 rush yards	0-3	6-3	L3
100+ rush yards	2-4	9-27	L1
200+ rush yards	0-3	4-22	L6
Less than 200 pass yards	1-2	7-9	L1
200+ pass yards	1-5	9-20	L5
300+ pass yards	0-3	5-10	L3
400+ pass yards	0-0	2-4	L2
A 100-yard rusher	0-3	2-17	L4
Record When Having...			
No turnovers	1-0	7-3	W3
Less than 3 turnovers	2-5	13-19	L1
3 or more turnovers	0-2	2-9	L14
No takeaways	0-3	1-8	L4
Less than 3 takeaways	1-7	10-23	L1
3 or more takeaways	1-0	6-6	W2
Win turnover battle	1-1	12-7	L1
Lost turnover battle	0-4	2-17	L5
Turnovers even	1-2	2-5	W1
More than 30:00 TOP	1-4	11-14	W1
Less than 30:00 TOP	1-3	5-15	L3

RAZORBACK NOTEBOOK

QUICK HITS

- Oct. 27 marked the 10th meeting between the Razorbacks and the Commodores. Arkansas leads the all-time series, 7-3, with the first matchup coming in 1949. It was the first time since 2011 the two teams had met.
- Three freshmen started on defense against Vanderbilt for the Razorbacks - Montaric Brown (CB), Jarques McClellion (CB) & Bumper Pool (LB). Three other members of the defensive squad made their 21st consecutive starts in: Santos Ramirez, De'Jon Harris and T.J. Smith, which is tied for the most on the defensive side of the ball.
- Arkansas' 31 points marked the third time in four games the Razorbacks have scored 30+ points.
- The Razorbacks scored four touchdowns in the contest, two by ground & two through the air. It was the first time this season Arkansas' first two scores of a game had come via rushing touchdowns, as sophomore running backs Rakeem Boyd & Chase Hayden both found the end zone.
- Boyd's rushing TD came on Arkansas' first drive of the game, making it the first opening drive touchdown by the Razorbacks this season.
- Redshirt-freshman wide receiver Tyson Morris & junior tight end Cheyenne O'Grady also recorded touchdown receptions against Vanderbilt. It was Morris' first as a Razorback and O'Grady's fourth of the season.
- Hjalte Froholdt made his 33rd consecutive start, the longest streak among current Razorbacks.
- Linebacker De'Jon Harris posted his fifth double-digit tackle performance of the season with 11 against the Commodores, giving him the conference lead with 93.

SACK LUNCHES

Senior defensive lineman Armon Watts added another sack to his season total after racking up 1.0 for seven yards against the Commodores. The St. Louis, Missouri, native has registered a sack in six of nine games this season to lead the Razorbacks in the category with six, which is also good for fourth in the SEC. Two more sacks will tie him with Deatrich Wise Jr. (2015) and Henry Ford (1991) for 10th-most in a single season by an Arkansas defender. The school record is 14 set by Ford in 1993.

THREE FOR NO. 5

After coming up a yard short vs. Tulsa, sophomore running back Rakeem Boyd racked up another 100-yard performance against Vanderbilt with 113 yards on 19 carries. His first 100-yard game as a Razorback came against Alabama on Oct. 6 behind 15 carries and 102 yards, then he followed it up with a 109-yard showing on seven carries vs. Ole Miss.

- Boyd's three 100-yard performances, combined with Devwah Whaley's at Colorado State (165) have pushed the school total to 328, with the first coming from Richard Miller in 1928.
- Boyd's 69-yard touchdown rush vs. Ole Miss is the longest play from scrimmage for the Razorbacks this year.
- He is the first Razorback to rush for 100 yards in back-to-back games since Rawleigh Williams III in 2016 (205 at Mississippi State & 117 at Missouri).
- Boyd was the first Arkansas back to rush for over 100 yards against Alabama since Darren McFadden in 2007.
- Arkansas has had a 100-yard rusher every year since 1983 - 35 consecutive seasons.
- Boyd is one of seven SEC student-athletes with three or more 100-yard performances this year & is the 38th Razorback with at least three over their Arkansas careers.
- The Razorbacks ran the ball 53 times vs. Tulsa, the second time this year Arkansas has had 53 rushing attempts (9/8).

SOSA THE DESTROYER

Junior defensive lineman McTelvin "Sosa" Agim highlighted a strong showing from the Arkansas defense in the 23-0 victory over Tulsa. Agim was disruptive in the Tulsa backfield, accounting for seven tackles, 3.5 for loss, along with 2.0 sacks and three quarterback hurries. One of his QBH forced Tulsa's Seth Boomer to throw an interception near the end of the second quarter, while his final sack of the day kept the Golden Hurricane out of the end zone on their final possession of the game. He added another 0.5 sack and a QB hurry vs. Vanderbilt, which increased his season-leading totals to 8.0 TFL & 11 QBH.

- Agim's 2.0 sacks were the most by a Razorback since Deatrich Wise Jr. vs. Missouri on Nov. 27, 2015.
- His 3.5 tackles for loss were a career-high, leads the team this season & is the second time this year a Razorback has recorded 3.0 or more in a game - Dre Greenlaw at Auburn on Sept. 22 (3.0).

LSU SERIES SUPERLATIVES 100-YARD RUSHING GAMES (13)

Player	Date	Rushes	Yards	TDs
Alex Collins	11/14/15	16	141	2
Knile Davis	11/27/10	30	152	1
Dennis Johnson	11/28/08	18	127	1
Darren McFadden	11/23/07	32	206	3
Darren McFadden	11/24/06	21	182	2
Felix Jones	11/24/06	16	137	1
Cedric Cobbs	11/28/03	21	169	1
Fred Talley	11/29/02	15	118	1
Brandon Holmes	11/24/00	42	143	1
Chrys Chukwuma	11/27/98	29	166	2
Oscar Malone	11/27/93	10	143	2
Carlton Calvin	11/27/93	14	123	2
Marius Johnson	11/27/93	19	106	0

300-YARD PASSING GAMES (4)

Player	Date	C-A	Yards	TDs
Tyler Wilson	11/23/12	31-52	369	1
Ryan Mallett	11/27/10	13-23	320	3
Clint Stoerner	11/27/98	27-38	334	2
Clint Stoerner	11/28/97	18-38	387	2





100-YARD RECEIVING GAMES (6)

Player	Date	Rec.	Yards	TDs
Cobi Hamilton	11/27/10	3	164	2
Greg Childs	11/28/09	5	124	0
George Wilson	11/23/01	7	115	1
Anthony Eubanks	11/28/97	4	142	1
Anthony Lucas	11/28/97	6	137	1
Bobby Crockett	1/1/66	10	129	1

TOTALS

100-Yard Rushing Games (Players): 13 (12)
 300-Yard Passing Games (Players): 4 (3)
 100-Yard Receiving Games (Players): 6 (6)

FUTURE NON-CONFERENCE FOES

	2020 2025	2021	2022 2023	2024 2027
				

SENIOR NIGHT

As the 2018 home slate draws to a close against LSU, the Razorbacks will take a portion of the pregame festivities to honor the 15 members of the senior class for their hard work and contributions to the University of Arkansas football program. This year's class includes student-athletes from seven different states, four from the natural state, one from another country and one from Fayetteville in Dre Greenlaw. Jared Cornelius and Kevin Richardson II have both been Razorbacks since 2013, with Richardson in his sixth year of eligibility in 2018. Since 2014, the senior class has 28 victories and three bowl appearances. Seven of the 15 seniors have already graduated. The 15 seniors are: WR Jared Cornelius (graduate), WR Gary Cross, OL Hjalte Froholdt, OL Johnny Gibson Jr., LB Dre Greenlaw, FB Kendrick Jackson, DB Ryder Lucas (graduate), OL Deion Malone (graduate), TE Jeremy Patton, DB Santos Ramirez (graduate), DL Randy Ramsey, DB Kevin Richardson II (graduate), DL Michael Taylor II, OL Brian Wallace (graduate) and DL Armon Watts (graduate).

SEC NATION RETURNS TO THE HILL

For the fourth time in five years, SEC Nation will broadcast live from Fayetteville. The two-hour pregame show airing on SEC Network will delve into the storylines of Southeastern Conference football, the weekend's biggest matchups and more before the Razorbacks and Tigers face off. This year's show will originate from Lot 60 at Bud Walton Arena (corner of Razorback Rd. & Leroy Pond Rd.) and will air from 9-11 a.m. Laura Rutledge hosts the traveling pregame show, navigating the Saturday morning conversations with analysts Tim Tebow, Marcus Spears and Paul Finebaum, along with reporter Lauren Sisler. Finebaum's 'The Paul Finebaum Show' will be held in the same location on Friday, Nov. 9, from 2-6 p.m. The Razorbacks are 2-1 when SEC Nation rolls into Fayetteville, claiming each of the last two victories with the show the campus of Arkansas. It is the sixth time the Razorbacks have been the featured game for the SEC Nation broadcast.

BOOT SCOOTIN' BOOGIE

Along with senior night & SEC Nation festivities, the Arkansas/LSU matchup has a piece of hardware attached to the series that the Razorbacks will look to keep in Fayetteville for the next year. The Golden Boot Trophy is a 24-carat memento shaped in the outline of the states of Arkansas and Louisiana. The trophy weighs approximately 175 pounds and stands four feet tall. It was originally created by former Arkansas linebacker David Bazzel (1981-85) and was first awarded in 1996. LSU leads the series since the introduction of the Golden Boot, 14-8, with the Razorbacks last claiming the trophy in 2015 on a 31-14 win in Baton Rouge.

THE OTHER GOLDEN BOOT

Junior kicker Connor Limpert was named a semifinalist for the Lou Groza Award on Nov. 1, which is presented annually to the nation's top kicker. The Allen, Texas, native is one of 20 semifinalists up for the honor, as he is 16-of-20 in FG attempts this year and owns the longest field goal made among the group & the second-longest in the country this season at 55 yards. Limpert is one of the most accurate kickers in school history, aided by 10-straight made over the previous five weeks of competition. His 16 in 2018 also sits at 10th all-time among Razorback kickers for FGM in a single season.

GRADING OUT

Offensive lineman Hjalte Froholdt and defensive lineman Armon Watts were the latest Razorbacks to be recognized by Pro Football Focus' SEC Teams of the Week for their week nine performances. Froholdt graded out at 78.8 after anchoring the offensive line for the 33rd consecutive game, while Watts earned a 75.2 mark after picking up a sack to go with six tackles, three solo, against Vanderbilt on Oct. 27. The duo added to Arkansas' total of eight 'Team of the Week' honorees by PFF this season, including each of the last six weeks, dating back to the fourth week of the year when the outlet began grading players by conference.

- Ryan Pulley - SEC Team of the Week - Week 4 - 77.9 Grade / Week 8 - 90.3 Grade
- Cheyenne O'Grady - SEC Team of the Week - Week 5 - 78.8 Grade / Week 6 - 83.3 Grade
- La'Michael Pettway - SEC Team of the Week - Week 7 - 76.6 Grade
- McTelvin Agim - SEC Team of the Week - Week 8 - 74.9 Grade
- Hjalte Froholdt - SEC Team of the Week - Week 9 - 78.8 Grade
- Armon Watts - SEC Team of the Week - Week 9 - 75.2 Grade

2018 ACCOLADES

Hjalte Froholdt • Sr. • OL (10)

Preseason second-team All-American (Phil Steele)
Preseason first-team All-SEC (Phil Steele)
Preseason second-team All-SEC (Coaches)
Preseason second-team All-SEC (SEC media)
Preseason second-team All-SEC (Lindy's)
Preseason third-team All-SEC (Athlon)
Wuerffel Trophy Watch List
Outland Trophy Watch List
Allstate AFCA Good Works Team Nominee
PFF SEC Team of the Week (Week 9) - 78.8 Grade

De'Jon Harris • Jr. • LB (6)

Preseason second-team All-SEC (Phil Steele)
Preseason third-team All-SEC (Coaches)
Preseason third-team All-SEC (SEC media)
Bednark Award Watch List
Bronko Nagurski Award Watch List
Butkus Award Watch List

Ryan Pulley • Jr. • DB (3)

PFF SEC Team of the Week (Week 4) - 77.9 Grade
PFF National Team of the Week (Week 8) - 90.3 Grade
PFF SEC Team of the Week (Week 8) - 90.3 Grade

Armon Watts • Sr. • DL (3)

PFF National Team of the Week (Week 2) - 92.6 Grade
PFF Midseason All-SEC Team - 89.8 Grade
PFF SEC Team of the Week (Week 9) - 75.2 Grade

Connor Limpert • Jr. • K (2)

Burlsworth Trophy Nominee
Lou Groza Award Semifinalist

Cheyenne O'Grady • Sr. • TE (2)

PFF SEC Team of the Week (Week 5) - 78.8 Grade
PFF SEC Team of the Week (Week 6) - 83.3 Grade

McTelvin Agim • Jr. • DL (1)

PFF SEC Team of the Week (Week 8) - 74.9 Grade

Chase Hayden • So. • RB (1)

Doak Walker Award Watch List

La'Michael Pettway • Jr. • WR (1)

PFF SEC Team of the Week (Week 7) - 76.6 Grade

Santos Ramirez • Sr. • DB (1)

Preseason third-team All-SEC (Coaches)

Brian Wallace • Sr. • OL (1)

Preseason third-team All-SEC (Coaches)

De'Vion Warren • Sr. • WR (1)

Preseason third-team All-SEC (Coaches)

Devwah Whaley • Jr. • RB (1)

Doak Walker Award Watch List



RAZORBACK NOTEBOOK

CAREER 100-YARD RUSHING GAMES

Devwah Whaley • Jr. • RB (4)

165, at Colorado State, 2018
135, Alcorn State, 2016
119, New Mexico State, 2017
112, at Mississippi State, 2016

Rakeem Boyd • So. • RB (3)

113, Vanderbilt, 2018
109, Ole Miss, 2018
102, Alabama, 2018

T.J. Hammonds • Jr. • RB (1)

119, Coastal Carolina, 2017

Chase Hayden • So. • RB (1)

120, Florida A&M, 2017

CAREER 100-YARD RECEIVING GAMES

Jared Cornelius • Sr. • WR (3)

146, Alabama, 2016
126, vs. Texas A&M, 2016
106, Alcorn State, 2016

Jordan Jones • So. • WR (2)

132, Eastern Illinois, 2018
122, Missouri, 2017

CAREER 200-YARD PASSING GAMES

Cole Kelley • So. • QB (3)

264, Coastal Carolina, 2017
240, Vanderbilt, 2018
200, at Alabama, 2017

Ty Storey • Jr. • QB (1)

261, Eastern Illinois, 2018
230, Alabama, 2018

CONSECUTIVE GAMES WITH ...

A reception ...

Cheyenne O'Grady » 5
La'Michael Pettway » 5
Jordan Jones » 2
Austin Cantrell » 2

A tackle for loss ...

McTelvin Agim » 2
Armon Watts » 2
Briston Guidry » 2

A made field goal ...

Connor Limpert » 10

KICKING HIS WAY TO THE TOP

Junior kicker Connor Limpert saw his streak of 10 consecutive field goals made come to an end against Vanderbilt, but he also etched his name in the record books during the game. After missing a 60-yard FG, Limpert returned and nailed a 55-yarder to tie for the seventh-longest FG in school history. So far this season, he's connected on 16 field goals over 20 attempts.

- Limpert's 10-straight field goals made is tied for the third-longest streak in school history.
- He has made at least one FG in each of the last 10 games.
- Limpert's 4-for-4 night against Ole Miss was the first for a Razorback kicker since Alex Tejada vs. Troy on Sept. 1, 2007.
- He is now tied for 10th in FGs made in a single season at Arkansas with Zack Hocker (2010) and Alex Tejada (2009).
- Limpert is the first Razorback kicker with multiple 50-yard FGs made in a season since Zack Hocker in 2013 (53, 51, 54).

TOP TACKLING TR(DUO)IO

No other defense in the SEC has a tackling trio as accomplished as Arkansas. Senior De'Jon Harris (93) leads the league in total & solo tackles, while senior defensive back Santos Ramirez (64) and senior linebacker Dre Greenlaw (60) rank sixth & ninth, respectively, in tackles. The Razorback trio has combined for 217 stops this season, while the next closest threesome in the league sits at 213. The combination of Harris and Ramirez is also the top tackling duo in the conference. At least one member of the trio has had 10 or more tackles in each of the last five games & eight of the last nine contests, with all three accomplishing the feat against Texas A&M (9/29) and Alabama (10/6).

STEADY HJALTE

Senior center and Denmark native Hjalte Froholdt has continued his consistent play into his fourth year on the Hill, leading the team with 549 snaps played. Two weeks ago, Froholdt allowed his first sack in 746 snaps of pass protection dating back to 2016 after a late fourth quarter play against Ole Miss, but responded with the rest of the offensive line to keep Connor Noland and Cole Kelley from taking a sack against Tulsa. This season, Froholdt started the first three games of the season at center before moving back to left guard at Auburn. Froholdt originally signed with the Razorbacks as a four-star defensive lineman out of IMG Academy in 2014. He has played in 91.5% of the Razorbacks' snaps over three years (Pro Football Focus).

O'GRADY, TIGHT ENDS ROLLING

Cheyenne O'Grady & his fellow tight ends have emerged to be the top targets among the Arkansas receiving core with four tight ends catching passes. O'Grady recorded a career-high seven receptions against Alabama, while fellow TEs Austin Cantrell (two catches) & Grayson Gunter (one catch) also were part of the passing game. Grayson Gunter added to the fun with a touchdown reception against Tulsa, while O'Grady led the team in receptions (six) and yards (83), including a touchdown to tie the team lead this season with four. The Razorbacks have relied on the tight end position in the passing game through the first nine games with four different tight ends being targeted for a total of 58 targets according to PFF. O'Grady, Cantrell, Gunter & Jeremy Patton have combined for 37 receptions for 476 yards & six touchdowns. Only three SEC teams have targeted tight ends more this season.

- Cheyenne O'Grady leads Arkansas' tight ends with 21 catches for 284 yards and four touchdowns.
- O'Grady also is tied for the team-lead in receptions (21) and TDs (four).
- Of Arkansas' 154 completions, 37 have gone to tight ends this season.
- The Razorbacks are one of just four SEC teams to complete passes to four different tight ends this season.

THE KIDS ARE ALRIGHT

The Razorbacks are getting a lot of production out of the underclassmen on the roster this season. Fifty-seven of the 198 starting spots this season have gone to freshmen or sophomores, with 22 of those spots going to freshmen.

- Eight of the team's 11 rushing touchdowns have come from underclassmen, with QB Cole Kelley leading the team (three).
- Five of the 15 receiving TDs have been hauled in by freshmen or sophomores, with five different players doing so.
- A first-year Razorback has scored a touchdown in each of the last three games, with an underclassmen scoring in each of the last five contests.
- Arkansas has had three first-time starters in back-to-back games.

Dre Greenlaw (left), **De'Jon Harris** (center) & **Santos Ramirez** (right) lead the SEC in total tackles, combining for 203. The trio has 11 double-digit tackle performances in 2018.



RAZORBACK NOTEBOOK

WHAT'S NEW IN 2018?

Put simply, a lot is new in the Razorbacks' 125th season of football. Below is a list of what's new for Arkansas football this fall.

- **Head Coach Chad Morris** - The Edgewood, Texas native takes over as the 33rd head coach in Arkansas football history. Morris lands on the Hill after a three-year stint as the head coach at SMU (2015-17) and successful runs as the offensive coordinator at Clemson (2011-14) and Tulsa (2010). Prior to coaching in college, Morris was a Texas high school head coaching legend with his final stop coming at Lake Travis (Austin, Texas) and capped by back-to-back undefeated state championships. Morris wrapped up his high school career 169-38 as a head coach in 16 seasons with three state titles.
- **Coordinators** - Morris brought in two new coordinators with Joe Craddock following Morris from SMU and lured the legendary John Chavis to be the Hogs' defensive coordinator. Craddock held the offensive coordinator position at SMU after following Morris to Dallas from Clemson. Chavis makes his third SEC West stop and fourth in the league after serving at Texas A&M (2015-17), LSU (2009-14) and his alma mater, Tennessee (1995-2008).
- **Coaching Staff** - Six new assistant coaches are on Morris' initial staff. Steve Caldwell returns to the Hill to coach the defensive ends. Caldwell served as the Razorbacks' defensive line coach 2010-12 and coached with Chavis at Tennessee 1995-2008. Ron Cooper was with Chavis at Texas A&M and LSU and will coach the Arkansas safeties. Dustin Fry joins the Razorbacks after coaching the offensive line for Morris at SMU for the last three years. Jeff Traylor is the Associate Head Coach and will work with the running backs after coaching at SMU and Texas. Mark Smith coaches the team's corners and came with Morris from SMU. Justin Stepp works with the Arkansas wide receivers. Stepp coached at Appalachian State and SMU prior to his arrival in Fayetteville.
- **New Strength Coach** - Trumain Carroll serves as the Hogs' new strength coach. Morris named Carroll as the strength coach shortly after his hiring in December and Carroll began transforming the Razorbacks' bodies. Carroll spent all three years with Morris at SMU.
- **New Athletic Trainer** - Dave Polanski is the new man in charge of the Hogs' health. He joins Arkansas after working at Tulsa.
- **Hunter Yurachek** - Arkansas hired new athletic director Hunter Yurachek one day prior to announcing the hiring of Coach Morris. Yurachek has served as the athletic director at Houston, Coastal Carolina and Akron.
- **Donald W. Reynolds Razorback Stadium** - Arkansas' newly added north end zone seating and home locker room debuted this fall.

WHAT'S BACK IN 2018?

Despite a plethora of newness around the football program this fall, the Razorbacks have some familiar faces back.

- **Assistant Coaches** - Head coach Chad Morris retained two assistant coaches for his new staff. Barry Lunney Jr. is back for his sixth season coaching the Razorback tight ends. The former Hog QB has helped the program garner the nickname #TEU over the last five years with Arkansas the only school in the nation with a tight end taken in the last three NFL Drafts. John Scott is back and coaching the team's defensive tackles. Scott joined the Razorbacks last season as the defensive line coach.
- **Letterwinners and Starters** - Arkansas returns 55 letterwinners from 2017 with 25 on the offensive side of the ball and 25 on the defensive side. Among those 55 letterwinners are 19 returning starters - nine on offense, eight on defense and two on special teams.

GREENLAW AMONG THE NATION'S, SEC'S BEST TACKLERS

Senior Dre Greenlaw is among the nation's leading active career tacklers. The Fayetteville native ranks 16th in the FBS among active players nationwide and leads the way in the Southeastern Conference. Greenlaw posted his best season as a Razorback in 2017 with a career-high 103 tackles. The breakout junior season came on the heels of a sophomore season that was cut short due to a foot injury that cost him six games and limited him to 42 tackles. He burst onto the scene as a freshman in 2015, starting in 11 of his 13 games played and making 95 tackles to earn Freshman All-American honors and SEC Defensive Freshman of the Year from Athlon.

SEC's Top Tacklers			
Name, School	Games	Tackles	
Dre Greenlaw, ARK	39	300	
Mike Edwards, UK	47	293	
Otaro Alaka, TAMU	50	250	
Devin White, LSU	34	247	
De'Jon Harris, ARK	33	245	
Jordan Jones, UK	39	236	
Ladarius Wiley, VU	47	235	

WEARING THE PATCH

Ten players on the 2018 Arkansas roster are wearing the SEC Graduate Patch this season having already earned their undergraduate degree: DL Damani Carter, WR Jared Cornelius, DB Ryder Lucas, OL Deion Malone, LB Tyler Phillips, DB Santos Ramirez, DB Kevin Richardson, QB Ty Storey, OL Brian Wallace and DL Armon Watts.

The special patch on their jersey highlights their academic achievement. The patch features a red and white SEC logo with a "stole" wrapping underneath it emblazoned with the all-important word, "Graduate."

Arkansas is one of 24 schools at the FBS level with at least 10 graduates on the roster this fall. The Hogs are one of four schools from the SEC.

FBS SCHOOLS WITH AT LEAST 10 GRADUATES

19	UAB	12	Akron	10	Arkansas
17	Clemson	12	Houston	10	Cincinnati
15	Arizona State	12	Maryland	10	Minnesota
15	Pittsburgh	12	Temple	10	Nevada
14	Baylor	12	Virginia	10	South Carolina
14	Northwestern	11	Kansas	10	Tennessee
14	SMU	11	Old Dominion	10	UCF
12	Alabama	11	Penn State	10	West Virginia



RAZORBACKS IN THE NFL

#PROHOGS

As of Nov. 4, 2018

Name	Pos.	NFL Team
^Brandon Allen	QB	Los Angeles Rams
Alex Collins	RB	Baltimore Ravens
A.J. Derby	TE	Miami Dolphins
Trey Flowers	DE	New England Patriots
*Hunter Henry	TE	Los Angeles Chargers
**Cody Hollister	WR	New England Patriots
^Denver Kirkland	OL	Oakland Raiders
^Jeremiah Ledbetter	DT	Tampa Bay Buccaneers
Mitchell Loewen	DE	New Orleans Saints
*Tevin Mitchel	DB	Oakland Raiders
Jason Peters	OL	Philadelphia Eagles
Darius Philon	DE	Los Angeles Chargers
Frank Ragnow	OL	Detroit Lions
Chris Smith	DE	Cleveland Browns
Martrell Spaight	LB	Miami Dolphins
Jeremy Sprinkle	TE	Washington Redskins
Travis Swanson	OL	Miami Dolphins
^Robert Thomas	DL	Buffalo Bills
^David Williams	RB	Denver Broncos
Jonathan Williams	RB	New Orleans Saints
Deatrich Wise Jr.	DE	New England Patriots
Jarius Wright	WR	Carolina Panthers

* Reserve/Injured | ** Reserve/Non-Football Injury | ^ on practice squad

ACTIVE CAREER LEADERS

TACKLES

Rank	Player, Class	Tackles
1.	Dre Greenlaw, Sr.	300
2.	De'Jon Harris, Jr.	245
3.	Santos Ramirez, Sr.	205
4.	Kevin Richardson, Sr.	120
5.	Randy Ramsey, Sr.	95

TACKLES FOR LOSS

Rank	Player, Class	TFL
1.	McTelvin Agim, Jr.	21.0
2.	De'Jon Harris, Jr.	17.5
3.	Randy Ramsey, Sr.	17.5
4.	Dre Greenlaw, Sr.	13.0
5.	TJ Smith, Sr.	8.0
6.	Armon Watts, Sr.	6.5

SACKS

Rank	Player, Class	Sacks
1.	McTelvin Agim, Jr.	8.5
2.	Randy Ramsey, Sr.	7.5
3.	De'Jon Harris, Jr.	6.5
4.	Armon Watts, Sr.	6.0
5.	Dre Greenlaw, Sr.	4.0
6.	T.J. Smith, Jr.	3.5

INTERCEPTIONS

Rank	Player, Class	INTs
1.	Ryan Puley, Jr.	6
2.	Kevin Richardson, Sr.	4
3.	Santos Ramirez, Sr.	3
	Dre Greenlaw, Sr.	3

RUSHING

Rank	Player, Class	Yards
1.	Dewah Whaley, Jr.	1,459
2.	Rakeem Boyd, So.	615
3.	Chase Hayden So.	578
4.	T.J. Hammonds, Jr.	376

RECEPTIONS

Rank	Player, Class	Receptions/Yards
1.	Jared Cornelius, Sr.	84/1,216
2.	Jordan Jones, So.	35/592

SEC STANDINGS

EASTERN DIVISION

Team	OVR	SEC	Home	Road	Strk
Georgia	8-1	6-1	4-0	3-1	W2
Kentucky	7-2	5-2	5-1	2-1	L1
Florida	6-3	4-3	3-2	3-0	L2
S. Carolina	4-3	5-3	3-2	2-1	W2
Missouri	5-4	1-4	3-2	2-2	W1
Tennessee	4-5	1-4	3-2	1-2	W1
Vanderbilt	4-5	1-4	3-2	1-3	W1

WESTERN DIVISION

Team	OVR	SEC	Home	Road	Strk
Alabama	9-0	6-0	4-0	4-0	W9
LSU	7-2	4-2	5-1	1-1	L1
Auburn	6-3	3-3	4-2	1-1	W2
Texas A&M	5-4	3-3	3-1	1-3	L2
Mississippi State	6-3	2-3	5-1	1-2	W2
Ole Miss	5-4	1-4	3-3	1-1	L2
Arkansas	2-7	0-5	2-4	0-2	L1

THIS WEEK IN THE SEC

Saturday, November 10

Vanderbilt at Missouri | 11 a.m. | SEC Network
 South Carolina at Florida | 11 a.m. | ESPN
 Ole Miss at Texas A&M | 11 a.m. | CBS
 Mississippi State at Alabama | 2:30 p.m. | CBS
 Kentucky at Tennessee | 2:30 p.m. | SEC Network
 Auburn at Georgia | 6 p.m. | ESPN
 LSU at Arkansas | 6:30 p.m. | SEC Network

NEXT WEEK IN THE SEC

Saturday, November 17

The Citadel at Alabama
 Rice at LSU
 UMass at Georgia
 Middle Tennessee at Kentucky
 Idaho at Florida
 Arkansas at Mississippi State
 UAB at Texas A&M
 Liberty at Auburn
 Chattanooga at South Carolina
 Missouri at Tennessee
 Ole Miss at Vanderbilt

All times Central

HJALTE FROHOLDT



RAZORBACK NOTEBOOK

CAPTAINS ELECTED

Arkansas elected team captains during Week 5 with team voting four Razorbacks captains for the remainder of the season. Seniors Hjalte Froholdt, Dre Greenlaw and Santos Ramirez and junior De'Jon Harris were selected by their teammates to serve as captains for the rest of the season. Froholdt has been a mainstay on the offensive line his entire career. Greenlaw is one of the biggest contributors on the Arkansas defense and the SEC's active leading tackler. Ramirez is now a two-time team captain after serving in that roll last season. Harris led the Hogs in tackles a year ago and has been a staple in the middle of the Razorbacks' defense.

HARRIS & GREENLAW SEC'S TOP TACKLING DUO RETURN

Linebackers De'Jon Harris (115) and Dre Greenlaw (103) combined for 218 total tackles last season to become the SEC's top tackling duo. The pair were the only SEC teammates to accomplish the 100+ tackle feat in 2017 with Harris finishing second in the league and Greenlaw finishing sixth overall. Harris and Greenlaw are one of just two returning pairs of linebackers in the FBS this season that recorded 100+ tackles each last season.

- Harris and Greenlaw were among the leaders in the SEC in tackles with Harris registering seven games of 10+ tackles and Greenlaw collecting six games of 10+ stops.
- Six of Harris' double-digit tackle efforts came in SEC play in 2017.
- Harris' seven double-digit tackle games in 2017 is the most since All-SEC linebacker Martrell Spaight had eight in 2014.
- Harris finished No. 3 in the SEC and No. 29 in the FBS in solo tackles (66).
- Greenlaw has 11 double-digit tackle efforts since 2015.
- With 11 tackles against Coastal Carolina on Nov. 4, Greenlaw eclipsed 200 for his career. He became just the seventh Razorback in the last 10 seasons to accomplish that feat.
- Greenlaw has led or tied for the team lead in tackles 12 times since his freshman season in 2015.

DECORATED FROHOLDT ANCHORING O-LINE

Senior Hjalte Froholdt is anchoring the offensive line in his final season in Fayetteville. The native of Denmark moved to center during fall camp after starring at left guard and starting 25 straight games. The former defensive lineman was tabbed an All-SEC first teamer by Pro Football Focus, All-SEC third team by Phil Steele and a CoSIDA Academic All-District member in 2017 after not allowing a sack over 389 snaps of pass protection. Froholdt has garnered plenty of preseason accolades:

- Second-team All-American & first-team All-SEC (Phil Steele)
- Second-team All-SEC (SEC media, SEC coaches & Lindy's) // Third-team All-SEC (Athlon)
- Wuerffel Trophy Watch List, Outland Trophy Watch List, Allstate AFCA Good Works Team Nominee
- William V. Campbell Trophy semifinalist

HARRIS = TACKLING MACHINE

Junior De'Jon "Scoota" Harris was a tackling machine as a sophomore, racking up a team-best 115 tackles last season. Those tackles helped Harris earn All-SEC first team recognition from Pro Football Focus and second-team All-SEC from the Associated Press. He paced the Hogs in tackles for loss (8.5) and sacks (3.5) to become the first Razorback since at least 1973 to lead Arkansas in tackles, tackles for loss and sacks in the same season. Harris enters his junior season with these preseason honors:

- Second-team All-SEC (Phil Steele)
- Third-team All-SEC (SEC media & SEC coaches)
- Bednarik Award Watch List, Bronko Nagurski Award Watch List, Butkus Award Watch List

WHALEY, HAYDEN ON DOAK WALKER WATCH LIST

Running backs Devwah Whaley and Chase Hayden are among the 62 running backs on the preseason Doak Walker Award watch list to make Arkansas one of three programs with two players on the list. Whaley is the Razorbacks' leading returning rusher after he ran for 559 yards and seven touchdowns on 127 carries while starting 11 of 12 games last season. He carries a six-game streak with at least one touchdown scored, scoring either on the ground or through the air in the Hogs' final six games of 2017. Hayden rushed for 326 yards on 61 carries, scoring four times in seven games of his freshman campaign before a broken leg forced him to miss the final five games.

- Whaley finished last season as the second-leading rusher with 559 yards and seven TDs.
- Tied for the team lead in total touchdowns with eight.
- Scored a touchdown in Arkansas' final six games of 2017.
- Hayden ran for 326 yards (third-most on team) on 61 carries in just seven games as a freshman in 2017.
- Tabbed SEC Freshman of the Week after the opener, when he ran for a game-high 120 yards on 14 carries in his collegiate debut against Florida A&M.
- Darren McFadden is the only Razorback to win the award, doing it in back-to-back years (2006 & 2007).

YOUNG HOGS

The Razorbacks' roster has 75 underclassmen, the second-most in the Southeastern Conference. Only Georgia's 87 underclassmen outrank the Hogs in the league. With 75 underclassmen on the roster, that equates to 62% of the Razorbacks' roster as freshmen and sophomores. Arkansas is one of 39 schools in the FBS with underclassmen making up 60+% of the roster and one of six SEC rosters with that distinction (Georgia, Kentucky, Missouri, Auburn, South Carolina).

MISCELLANEOUS OFFENSE STATS

GAMES WITH A RECEPTION

Player	2014	2015	2016	2017	2018	Career
Jarrold Barnes	--	--	--	1	0	1
Rakeem Boyd	--	--	--	--	7	7
Austin Cantrell	--	--	10	8	6	24
Jared Cornelius	8	8	10	3	3	32
Gary Cross	--	--	--	1	0	1
Grayson Gunter	--	--	1	--	3	4
Chase Hayden	--	--	--	1	6	7
T.J. Hammonds	--	--	0	1	3	4
Chase Harrell	--	--	--	--	1	1
Hayden Johnson	--	--	2	3	0	5
Jordan Jones	--	--	--	9	7	16
Tyson Morris	--	--	--	--	2	2
Cheyenne O'Grady	--	--	2	9	5	16
Jeremy Patton	--	--	--	5	4	9
LaMichael Pettway	--	--	1	6	8	15
Deon Stewart	--	--	2	10	8	20
Ty Storey	--	--	0	0	1	1
De'Vion Warren	--	--	--	1	2	3
Devwah Whaley	--	--	5	5	3	13
Mike Woods	--	--	--	--	6	6

5+ RECEPTIONS

Player	2015	2016	2017	2018	Career
Rakeem Boyd	--	--	--	1	1
Jared Cornelius	1	2	--	0	3
Chase Hayden	--	--	0	1	1
Jordan Jones	--	--	--	1	1
Cheyenne O'Grady	--	0	0	2	2
LaMichael Pettway	--	--	--	1	1
Deon Stewart	--	0	2	0	2

20+ YARD RECEPTION

Player	2014	2015	2016	2017	2018	Career
Jarrold Barnes	--	--	--	1	--	1
Rakeem Boyd	--	--	--	--	3	3
Austin Cantrell	--	--	1	1	2	4
Jared Cornelius	2	6	11	--	0	19
Grayson Gunter	--	--	1	--	0	1
T.J. Hammonds	--	--	0	1	1	2
Chase Harrell	--	--	--	--	1	1
Chase Hayden	--	--	--	1	1	2
Jordan Jones	--	--	--	3	2	5
Cheyenne O'Grady	--	--	2	--	5	7
Jeremy Patton	--	--	--	5	0	5
LaMichael Pettway	--	--	0	1	6	7
Deon Stewart	--	--	--	3	2	5
Devwah Whaley	--	--	4	1	0	5
Mike Woods	--	--	--	--	4	4

40+ YARD RECEPTION

Player	2015	2016	2017	2018	Career
Austin Cantrell	--	--	--	1	1
Jared Cornelius	1	1	--	0	2
T.J. Hammonds	--	0	1	1	2
Jordan Jones	--	--	3	2	5
LaMichael Pettway	--	--	--	2	2
Devwah Whaley	--	1	--	0	1

FIRST DOWN RECEPTIONS

Player	2014	2015	2016	2017	2018	Career
Jarrold Barnes	--	--	--	1	--	1
Rakeem Boyd	--	--	--	--	5	5
Austin Cantrell	--	--	3	5	6	14
Jared Cornelius	11	20	21	2	5	59
Grayson Gunter	--	--	1	--	3	4
T.J. Hammonds	--	--	0	1	2	3
Chase Harrell	--	--	--	--	2	2
Chase Hayden	--	--	--	1	3	4
Hayden Johnson	--	--	1	2	0	3
Jordan Jones	--	--	--	12	6	18
Tyson Morris	--	--	--	--	2	2
Cheyenne O'Grady	--	--	2	10	15	27
Jeremy Patton	--	--	--	7	2	9
LaMichael Pettway	--	--	0	3	13	16
Deon Stewart	--	--	1	20	5	26
De'Vion Warren	--	--	--	0	1	1
Devwah Whaley	--	--	5	3	1	9
Mike Woods	--	--	--	--	8	8

100 YARDS RECEIVING

Player	2015	2016	2017	2018	Career
Jared Cornelius	--	3	--	--	3
Jordan Jones	--	--	1	1	2

GAMES WITH A RECEIVING TD

Player	2014	2015	2016	2017	2018	Career
Austin Cantrell	--	--	2	--	1	3
Jared Cornelius	2	3	3	1	0	9
Grayson Gunter	--	--	0	--	1	1
T.J. Hammonds	--	--	0	1	1	2
Jordan Jones	--	--	--	3	1	4
Tyson Morris	--	--	--	--	1	1
Cheyenne O'Grady	--	--	1	2	3	6
LaMichael Pettway	--	--	1	--	3	4
Deon Stewart	--	--	--	3	0	3
De'Vion Warren	--	--	--	0	1	1
Devwah Whaley	--	--	0	1	0	1
Mike Woods	--	--	--	--	1	1

GAMES WITH MULTIPLE RECEIVING TDS

Player	2015	2016	2017	2018	Career
Jared Cornelius	--	1	--	0	1
Cheyenne O'Grady	--	0	0	1	1
LaMichael Pettway	--	--	--	1	1

10+ YARD RUNS

Player	2014	2015	2016	2017	2018	Career
Rakeem Boyd	--	--	--	--	16	16
Jared Cornelius	1	3	1	--	0	5
T.J. Hammonds	--	--	3	9	1	13
Chase Hayden	--	--	--	9	6	15
John Stephen Jones	--	--	--	--	1	1
Jordan Jones	--	--	--	2	0	2
Cole Kelley	--	--	--	6	1	7
Connor Noland	--	--	--	--	2	2
Ty Storey	--	--	--	--	12	12
Devwah Whaley	--	--	19	12	10	41
Maleek Williams	--	--	--	--	1	1

20+ YARD RUNS

Player	2015	2016	2017	2018	Career
Rakeem Boyd	--	--	--	8	8
Jared Cornelius	1	--	--	0	1
T.J. Hammonds	--	1	4	0	5
Chase Hayden	--	--	2	0	2
Jordan Jones	--	--	2	1	3
Cole Kelley	--	--	0	1	1
Ty Storey	--	0	0	1	1
Devwah Whaley	--	3	5	0	8
Maleek Williams	--	--	--	1	1

RUSHING FIRST DOWNS

Player	2014	2015	2016	2017	2018	Career
Rakeem Boyd	--	--	--	--	23	23
Austin Cantrell	--	--	0	1	0	1
Jared Cornelius	1	3	3	0	0	7
T.J. Hammonds	--	--	4	9	1	14
Chase Hayden	--	--	--	17	11	28
Jordan Jones	--	--	--	2	0	2
Cole Kelley	--	--	--	16	8	24
Connor Noland	--	--	--	--	2	2
Ty Storey	--	--	0	0	12	12
Devwah Whaley	--	--	28	28	18	74
Maleek Williams	--	--	--	--	3	3

100 YARDS RUSHING

Player	2015	2016	2017	2018	Career
Rakeem Boyd	--	--	--	3	3
T.J. Hammonds	--	0	1	0	1
Chase Hayden	--	--	1	0	1
Devwah Whaley	--	2	1	1	4

GAMES WITH A RUSHING TD

Player	2015	2016	2017	2018	Career
Rakeem Boyd	--	--	--	2	2
Austin Cantrell	--	0	1	0	1
Jared Cornelius	2	1	--	0	3
T.J. Hammonds	--	1	1	0	2
Chase Hayden	--	--	3	1	4
Cole Kelley	--	--	2	2	4
Ty Storey	--	--	--	1	1
Devwah Whaley	--	3	6	2	11
Maleek Williams	--	--	--	2	2

GAMES WITH MULTIPLE RUSHING TDS

Player	2015	2016	2017	2018	Career
Chase Hayden	--	--	1	0	1

MISC. DEFENSE STATS

DOUBLE-DIGIT TACKLES

Player	2015	2016	2017	2018	Career
Dre Greenlaw	4	1	5	3	13
De'Jon Harris	--	1	7	6	14
Santos Ramirez	0	0	1	4	5
Kevin Richardson	2	--	--	0	2

TEAM LEADER IN TACKLES (Ties included)

Player	2015	2016	2017	2018	Career
Kamren Curl	--	--	1	1	2
Dre Greenlaw	5	2	4	2	13
De'Jon Harris	--	2	7	5	14
Grant Morgan	--	--	1	0	1
Ryan Pulley	--	1	--	0	1
Santos Ramirez	0	2	2	1	5
Kevin Richardson	2	1	--	0	3

GAMES WITH A SACK (Half sacks included)

Player	2015	2016	2017	2018	Career
McTelvin Agim	--	3	2	3	8
Austin Capps	--	1	2	0	3
Dre Greenlaw	1	0	1	2	4
Briston Guidry	--	0	1	2	3
De'Jon Harris	--	1	4	2	7
D'Vone McClure	--	--	0	1	1
Derrick Munson	--	--	--	1	1
Ryan Pulley	0	0	0	1	1
Randy Ramsey	--	3	2	3	8
T.J. Smith	--	0	2	2	4
Michael Taylor	--	--	0	1	1
Armon Watts	0	0	0	6	6

MULTIPLE SACKS (1.5 sacks or more)

Player	2015	2016	2017	2018	Career
McTelvin Agim	--	0	0	1	1

MONEY PLAYS

NOTE: Money plays are defined as plays resulting in a first down or a touchdown.

Money Rushers

	1st	TD	No	Att
Rakeem Boyd	23	2	24	94
Devwah Whaley	18	2	20	65
Ty Storey	12	1	13	40
Cole Kelley	8	3	11	26
Chase Hayden	11	1	11	55
Maleek Williams	3	2	4	20
Connor Noland	2	0	2	7
TJ Hammonds	1	0	1	10
TOTALS	78	11	86	329

1st Down

	1st	TD	No	Att
Rakeem Boyd	8	2	9	64
Devwah Whaley	5	1	6	40
Ty Storey	6	0	6	16
Chase Hayden	3	0	3	33
Cole Kelley	1	1	2	8
TJ Hammonds	1	0	1	5
Maleek Williams	1	1	1	10
TOTALS	25	5	28	186

2nd Down

	1st	TD	No	Att
Rakeem Boyd	14	0	14	28
Devwah Whaley	11	0	11	22
Ty Storey	5	1	6	18
Chase Hayden	5	1	5	18
Cole Kelley	1	1	2	8
Maleek Williams	1	1	2	7
TOTALS	37	4	40	106

3rd Down

	1st	TD	No	Att
Cole Kelley	4	1	5	8
Devwah Whaley	2	1	3	3
Chase Hayden	3	0	3	4
Connor Noland	2	0	2	4
Rakeem Boyd	1	0	1	1
Ty Storey	1	0	1	6
Maleek Williams	1	0	1	3
TOTALS	14	2	16	34

4th Down

	1st	TD	No	Att
Cole Kelley	2	0	2	2
TOTALS	2	0	2	3

Money Receptions

	1st	TD	No	Rec
Cheyenne O'Grady	15	4	17	21
LaMichael Pettway	13	4	13	21
Mike Woods	8	1	8	14
Jordan Jones	6	1	6	14
Austin Cantrell	6	1	6	8
Rakeem Boyd	5	0	5	18
Deon Stewart	5	0	5	11
Jared Cornelius	5	0	5	5
Grayson Gunter	3	1	3	3
Chase Hayden	3	0	3	11
Tyson Morris	2	1	2	4
Jeremy Patton	2	0	2	5
Chase Harrell	2	0	2	4
TJ Hammonds	2	1	2	4
De'Vion Warren	1	1	1	3
Devwah Whaley	1	0	1	5
TOTALS	80	15	82	154

1st Down

	1st	TD	No	Rec
LaMichael Pettway	5	2	5	7
Cheyenne O'Grady	2	0	2	5
TJ Hammonds	2	1	2	2
Jordan Jones	2	1	2	7
Mike Woods	2	1	2	6
Jared Cornelius	1	0	1	1
Tyson Morris	1	1	1	2
Grayson Gunter	1	0	1	1
Deon Stewart	1	0	1	4
Austin Cantrell	1	0	1	2
Rakeem Boyd	1	0	1	4
TOTALS	20	6	20	47

2nd Down

	1st	TD	No	Rec
Cheyenne O'Grady	8	3	9	10
LaMichael Pettway	6	2	6	10
Mike Woods	5	0	5	6
Austin Cantrell	3	0	3	4
Rakeem Boyd	3	0	3	9
Jeremy Patton	2	0	2	4
Deon Stewart	2	0	2	4
Chase Hayden	2	0	2	7
De'Vion Warren	1	1	1	2
Devwah Whaley	1	0	1	3
Jared Cornelius	1	0	1	1
Jordan Jones	1	0	1	4
TOTALS	35	6	36	69

3rd Down

	1st	TD	No	Rec
Cheyenne O'Grady	5	1	6	6
Jared Cornelius	3	0	3	3
Jordan Jones	3	0	3	3
LaMichael Pettway	2	0	2	4
Grayson Gunter	2	1	2	2
Deon Stewart	2	0	2	3
Chase Harrell	2	0	2	2
Austin Cantrell	2	1	2	2
Rakeem Boyd	1	0	1	5
Tyson Morris	1	0	1	1
Mike Woods	1	0	1	2
Chase Hayden	1	0	1	2
TOTALS	25	3	26	38

20+ YARD BREAKDOWN

BY YARDS

Yards	No.	TD
100+	0	0
90-99	0	0
80-89	0	0
70-79	1	0
60-69	4	3
50-59	1	1
40-49	6	2
30-39	15	3
20-29	27	2
TOTAL	54	11

BY TYPE

Type	No.	TD
Rushing	12	3
Passing	28	8
Punt returns	2	0
Kick returns	11	0
Interceptions	0	0
Fumble returns	1	0
Other	0	0
TOTAL	54	11

BY PLAYER

Player	No.	TD	R	P	KR	PR	IR	FR
Rakeem Boyd	11	1	8	3	0	0	0	0
De'Vion Warren	8	0	0	0	8	0	0	0
LaMichael Pettway	6	3	0	6	0	0	0	0
Cheyenne O'Grady	5	1	0	5	0	0	0	0
Deon Stewart	5	0	0	2	1	2	0	0
Mike Woods	4	1	0	4	0	0	0	0
Austin Cantrell	2	1	0	2	0	0	0	0
Jordan Jones	2	1	0	2	0	0	0	0
Chase Hayden	2	1	1	1	0	0	0	0
TJ Hammonds	1	1	0	1	0	0	0	0
Maleek Williams	1	1	1	0	0	0	0	0
Cole Kelley	1	0	1	0	0	0	0	0
Gary Cross	1	0	0	0	1	0	0	0
Ty Storey	1	0	1	0	0	0	0	0
Britto Tutt	1	0	0	0	1	0	0	0
Chase Harrell	1	0	0	1	0	0	0	0
Bumper Pool	1	0	0	0	0	0	0	1
TOTAL	54	11	12	28	11	2	0	1

ARKANSAS 20+ YARD PLAYS

Yards	Type	Player(s)	Opponent
78	KR	De'Vion Warren	Alabama
*69	Rush	Rakeem Boyd	Ole Miss
*68	Rush	Maleek Williams	North Texas
*64	Pass	TJ Hammonds from Cole Kelley	Colorado State
60	FR	Bumper Pool	Eastern Illinois
*57	Pass	Jordan Jones from Ty Storey	Eastern Illinois
*48	Pass	LaMichael Pettway from Ty Storey	Eastern Illinois
46	Pass	Jordan Jones from Ty Storey	Eastern Illinois
45	PR	Deon Stewart	Colorado State
45	Rush	Rakeem Boyd	Auburn
*42	Pass	Austin Cantrell from Cole Kelley	Eastern Illinois
40	Pass	LaMichael Pettway from Ty Storey	Vanderbilt
*39	Pass	LaMichael Pettway from Cole Kelley	Ole Miss
*39	Pass	Cheyenne O'Grady from Ty Storey	Ole Miss
38	Pass	Rakeem Boyd from Ty Storey	Ole Miss
*38	Rush	Chase Hayden	Vanderbilt
37	Pass	Deon Stewart from Ty Storey	Alabama
36	Rush	Rakeem Boyd	Colorado State
36	Pass	Chase Harrell from Ty Storey	Eastern Illinois
36	Pass	Cheyenne O'Grady from Ty Storey	Texas A&M
34	KR	De'Vion Warren	Eastern Illinois
33	KR	De'Vion Warren	Ole Miss
33	Pass	Rakeem Boyd from Ty Storey	Auburn
32	Pass	Deon Stewart from Ty Storey	Auburn
32	Rush	Rakeem Boyd	Alabama
31	Rush	Rakeem Boyd	Alabama
30	Pass	LaMichael Pettway from Connor Noland	Tulsa
29	PR	Deon Stewart	Tulsa
*29	Pass	Mike Woods from Ty Storey	Texas A&M
28	Pass	Mike Woods from Ty Storey	Vanderbilt
27	KR	De'Vion Warren	Eastern Illinois
27	Rush	Rakeem Boyd	Vanderbilt
26	Pass	Deon Stewart from Cole Kelley	Colorado State
26	KR	Britto Tutt	North Texas
25	Pass	Cheyenne O'Grady from Ty Storey	Vanderbilt
*25	Pass	LaMichael Pettway from Cole Kelley	Colorado State
25	Rush	Rakeem Boyd	Texas A&M
25	Pass	Mike Woods from Cole Kelley	North Texas
24	Pass	Cheyenne O'Grady from Ty Storey	Texas A&M
24	KR	De'Vion Warren	Vanderbilt
23	KR	De'Vion Warren	Colorado State
23	Pass	Austin Cantrell from Connor Noland	Tulsa
23	Rush	Ty Storey	Ole Miss
21	Pass	Rakeem Boyd from Ty Storey	Alabama
21	Pass	LaMichael Pettway from Cole Kelley	Ole Miss
21	Pass	Mike Woods from Ty Storey	Texas A&M
21	Rush	Rakeem Boyd	Vanderbilt
21	KR	De'Vion Warren	Eastern Illinois
20	Pass	Cheyenne O'Grady from Connor Noland	Tulsa
20	KR	Gary Cross	North Texas
20	KR	De'Vion Warren	Eastern Illinois
20	KR	Deon Stewart	Auburn
20	Pass	Chase Hayden from Ty Storey	Alabama
20	Rush	Cole Kelley	Tulsa

* Touchdown scored on play

NEED TO KNOW INFO

Opponent	Captains	Length	Coin Toss	Kick/Receive	Helmet/Jersey/Pants	Attendance	1st Poss.	Opp. 1st Poss.	Result
Eastern Illinois	Cornelius, Froholdt, Greenlaw, Ramirez, Harris	3:22	EIU	ARK Kick	White/White/White	63,342	FG	FUM	W 55-20
at Colorado St.	Patton, Taylor, Wallace, Watts	3:37	CSU	ARK Receive	Chrome/White/White	31,894	INT	FG	L 34-27
North Texas	Agim, Dalton, Malone, Nance	3:53	UNT	ARK Receive	Cardinal/Cardinal/White	62,355	PUNT	PUNT	L 44-17
at Auburn	Cornelius, Froholdt, Ramirez, Ramsey	3:15	AUB	ARK Receive	Cardinal/White/Cardinal	84,188	PUNT	TD	L 34-3
vs. Texas A&M	Froholdt, Greenlaw, Harris, Ramirez	3:17	ARK	ARK Kick	Cardinal/White/White	55,383	PUNT	TD	L 24-17
Alabama	Froholdt, Greenlaw, Harris, Ramirez	3:17	ALA	ARK Kick	Cardinal/Cardinal/White	64,974	FUM	TD	L 65-31
Ole Miss (LR)	Froholdt, Greenlaw, Harris, Ramirez	3:30	ARK	ARK Kick	White/Cardinal/White	51,438	FG	FG	L 37-33
Tulsa	Froholdt, Greenlaw, Harris, Ramirez	3:08	TUL	ARK Receive	Cardinal/Cardinal/White	56,691	INT	FGA	W 23-0
Vanderbilt	Froholdt, Greenlaw, Harris, Ramirez	3:21	VU	ARK Receive	Cardinal/Cardinal/White	56,251	TD	TD	W 45-31
LSU									
at Mississippi St.									
at Missouri									

HEAD COACH CHAD MORRIS

THE MORRIS TEMPO

46,975

Yards of total offense Chad Morris' offenses have racked up over last 8 years, averaging 460.5 yards per game

3,611

Total points - 35.4 points per game - over last eight seasons

431

Total touchdowns (242 passing, 189 rushing) over last eight seasons

40

Averaged 40+ points per game in four seasons, at least once at Tulsa, Clemson & SMU

19

Games with 50+ points and 42 games with 40+ points

10

Finish nationally in scoring offense four times

5

Passed for 3,000+ yards and rushed for 2,000+ yards in the same season five times

COACHING HISTORY

2018-Pres.	Arkansas - Head Coach
2015-17	SMU - Head Coach
2011-14	Clemson - Offensive Coordinator/QBs
2010	Tulsa - Associate Head Coach/OC/QBs
2008-09	Lake Travis (Texas) HS - Head Coach
2003-07	Stephenville (Texas) HS - Head Coach
2000-02	Bay City (Texas) HS - Head Coach
1998-99	Elysian Fields (Texas) HS - Head Coach
1994-97	Eustace (Texas) HS - Head Coach

POSTSEASON EXPERIENCE

HEAD COACH	
SMU	2017 Frisco Bowl

ASSISTANT COACH

Clemson	2014 Russell Athletic Bowl
	2013 Orange Bowl
	2012 Chick-fil-a Bowl
	2011 Orange Bowl
Tulsa	2010 Hawaii Bowl

MORRIS TAKES OVER ON THE HILL

SMU TURNAROUND

During his three seasons at SMU (2015-17), Morris used his Texas recruiting roots and offensive prowess to take the Mustangs from a 1-11 campaign in 2013 before he took over to the program's first bowl bid since 2012 with a 7-5 mark last season.

Morris' offensive scheme was exactly what SMU needed, as it increased the team's scoring output by 16.7 points per game in his first season - the second-largest increase in the nation in 2015. Even more impressive, Morris inherited an offense that ranked last (128th) in the FBS in scoring in 2014 (11.8) and turned it into the nation's eighth-highest scoring offense (40.1) in 2017.

The 2017 SMU offense marked the fourth time and third different program that Morris has either been the head coach or offensive coordinator of that has finished in the top 10 in the FBS in scoring average at more than 40 points per game. The Mustangs are one just two FBS teams that featured a 3,000-yard passer, 1,000-yard rusher and multiple 1,000-yard receivers in 2017.

CLEMSON OFFENSIVE EXPLOSION

Morris' impact during his four years at Clemson as offensive coordinator helped result in a 41-11 record, the 2011 ACC Championship and four bowl berths, including two BCS Orange Bowl appearances. Under Morris' scheme, the Tigers established 127 offensive records (89 individual/38 team) and posted the top three scoring seasons in school history, as well as four of the top five passing seasons at Clemson.

The Clemson offense in its second season under Morris with ACC Player of the Year Tajh Boyd at quarterback set school records for total yards per game (512.7) and points per game (41.0), ranking sixth in the nation in scoring and ninth in the nation in total offense. The 2013 squad backed up those numbers with 508.5 yards and 40.2 points per game, figures that ranked ninth and eighth nationally.

Morris' record-setting offense in 2012 and 2013 marked the first time in ACC history that an active member of the conference had averaged more than 40 points per game in back-to-back seasons. Clemson was also one of just two FBS schools with a 3,000-yard passer, 1,000-yard rusher and 1,000-yard receiver every year from 2011-13.

For his work, Morris was named AFCA National Assistant Coach of the Year and one of five finalists for National Offensive Coordinator of the Year by 247Sports.com in 2013, and the National Offensive Coordinator of the Year by Rivals.com in 2011.

Morris' offensive brilliance also helped attract and develop some of the best offensive players in Clemson history into current NFL stars. From the 2012 NFL Draft to 2015 NFL Draft, Morris saw seven of his offensive players drafted, including four wide receivers, tied for the most from any school over that span. Included in the quartet of wide receivers drafted were first round picks DeAndre Hopkins (Houston Texans) and Sammy Watkins (Los Angeles Rams). Morris also recruited 2015 All-Americans Deshaun Watson and Shaq Lawson, who both went on to be first round NFL draft picks.

INSTANT IMPACT

After a legendary 16 years as a head coach on the Texas prep level, Morris' collegiate debut came as the associate head coach/offensive coordinator at Tulsa in 2010. In his one season as offensive coordinator working specifically with the quarterbacks, Morris helped the Golden Hurricane average 41.4 points per game, good for sixth nationally, and finish with seven straight wins for a 10-3 record following a 5-7 mark in 2009. Tulsa scored 40 or more points seven times, including 50+ in four games, and finished as one of five FBS teams with over 30 rushing and 30 passing touchdowns.

TEXAS LEGEND

A native of Dallas, Morris became a legend in the state of Texas during his 16 years as a head coach at the high school level, posting a 169-38 record overall and winning back-to-back undefeated state championships in his final two seasons at Lake Travis High School. Over his 16 seasons, Morris led six of his teams to the Texas State Championship game, highlighted by three titles, and he earned Coach of the Year honors 11 times.

Morris earned his bachelor's degree in mathematics with a minor in statistics from Texas A&M University in 1992. He and his wife, Paula, have two children, daughter Mackenzie and son Chandler.



BESTS UNDER MORRIS

RECORD WHEN ...

Scoring First	11-14
Opponent Scores First	5-15
Leading After 1st Quarter	11-10
Leading At Halftime	15-2
Leading After 3rd Quarter	11-1
Scoring 21+ Points	15-21
Scoring 30+ Points	14-12
Scoring 40+ Points	8-5
Scoring 50+ Points	4-0
400+ Yards Total Offense	14-16
500+ Yards Total Offense	4-3
200+ Rushing Yards	9-7
300+ Rushing Yards	2-1
200+ Passing Yards	13-21
300+ Passing Yards	6-6
20+ First Downs	12-19
40 percent+ 3rd-Down Conv.	12-11
2 or Fewer Turnovers	13-18
Less than 14 Points Allowed	2-0
Less than 21 Points Allowed	5-0
300 or Less Yds Total Off Allowed	4-1
150 or Less Rush Yds Allowed	10-3
100 or Less Rush Yds Allowed	6-3
150 or Less Pass Yds Allowed	4-6
100 or Less Pass Yds Allowed	0-2
15 or Less 1st Downs Allowed	3-2
2+ Turnovers Forced	11-12
More Rush Yards	11-5
More Pass Yards	10-12
Fewer Turnovers	12-7
More Time of Possession	10-14
More First Downs	9-7
Fewer Penalties	10-15
1 Penalty	0-1
2-5 Penalties	6-15
6-9 Penalties	7-11
10+ Penalties	3-1
Special Teams Touchdown	1-2
100-Yard Rusher	8-10
200-Yard Passer	11-16
100-Yd Rusher+200-Yd Passer	5-6

VS. ALL-TIME OPPONENTS

Team	Record
Alabama	0-1
Arkansas State	1-0
Auburn	0-1
Baylor	0-2
UCF	0-1
Cincinnati	1-0
Colorado State	0-1
Connecticut	1-0
East Carolina	1-1
Eastern Illinois	1-0
Houston	1-2
James Madison	0-1
Liberty	1-0
Memphis	0-3
Ole Miss	0-1
Navy	0-3
North Texas	3-1
USF	0-2
Stephen F. Austin	1-0
Temple	0-2
Texas A&M	0-1
TCU	0-3
Tulane	3-0
Tulsa	2-2
Vanderbilt	0-1
Overall Record	16-29

VS. CONFERENCES

Team	Record
American	9-16
Big 12	0-5
Big South	1-0
CAA	0-1
C-USA	3-1
Mountain West	0-1
Ohio Valley	1-0
Southeastern	0-5
Southland	1-0
Sun Belt	1-0

BESTS UNDER MORRIS

OFFENSE: TEAM

Total Points

1. 58 SMU vs. Stephen F. Austin (9/2/17)
2. **55 Arkansas vs. Eastern Illinois (9/2/18)**
SMU at East Carolina (11/12/16)
4. 54 SMU vs. North Texas (9/09/17)
5. 49 SMU vs. UCONN (9/30/17)
SMU vs. Tulane (11/21/15)
7. 45 SMU at Memphis (11/18/17)
SMU vs. James Madison (9/26/15)
9. 44 SMU vs. Arkansas State (9/23/17)

Total Offensive Yards

1. 581 SMU vs. Tulsa (10/27/17)
2. 578 SMU vs. South Florida (11/19/16)
3. 577 SMU vs. Arkansas State (9/23/17)
4. 572 SMU at North Texas (9/3/16)
5. 544 SMU at Houston (10/7/17)
6. 518 SMU vs. Tulane (11/21/15)
7. 508 SMU at TCU (9/19/15)
8. 498 SMU vs. UCONN (9/30/17)

Total Offensive Plays

1. 89 SMU vs. South Florida (11/19/16)
SMU vs. Central Florida (11/4/17)
3. 87 SMU at Tulsa (10/7/16)
4. 86 SMU vs. Arkansas State (9/23/17)
5. 85 SMU at Houston (10/7/17)
6. 83 SMU vs. Navy (11/26/16)
7. 82 SMU at Baylor (9/10/16)
8. 81 SMU at Cincinnati (10/21/17)

Rushing Attempts

1. 54 SMU vs. Baylor (9/4/15)
SMU vs. Arkansas State (9/23/17)
3. **53 Arkansas vs. Tulsa (10/20/18)**
Arkansas at Colorado State (9/8/18)
SMU vs. North Texas (9/12/15)
5. **48 Arkansas vs. Ole Miss (10/13/18)**
SMU vs. Stephen F. Austin (9/2/17)
SMU at TCU (9/19/15)
8. 47 (4x) last SMU vs. Liberty (9/17/16)

Rushing Yards

1. 323 SMU vs. Tulane (11/21/15)
2. 311 SMU vs. Arkansas State (9/23/17)
3. **300 Arkansas vs. Ole Miss (10/13/18)**
4. **299 Arkansas at Colorado State (9/8/18)**
5. 286 SMU vs. Liberty (9/17/16)
6. 273 SMU vs. North Texas (9/12/15)
7. 272 SMU at North Texas (9/3/16)
8. 259 SMU at Memphis (11/18/17)
9. 243 SMU vs. Stephen F. Austin (9/2/17)

Rushing Touchdowns

1. 6 SMU vs. Tulane (11/21/15)
2. 5 SMU vs. James Madison (9/26/15)
3. 4 SMU vs. Arkansas State (9/23/17)
4. 3 (6x) last SMU vs. UCONN (9/30/17)

Pass Completions

1. 41 SMU at Houston (10/7/17)
2. 31 SMU vs. Navy (11/26/16)
3. 29 SMU at Tulsa (10/7/16)
4. 27 SMU vs. UCONN (9/30/17)
5. 27 SMU vs. Central Florida (11/4/17)
6. 26 SMU at Cincinnati (10/21/17)
7. **26 Arkansas vs. Alabama (10/6/18)**
SMU at South Florida (11/16/16)
9. 24 SMU vs. Tulane (11/25/17)
10. **23 Arkansas vs. Vanderbilt (10/27/18)**

Pass Attempts

1. 59 SMU at Houston (10/7/17)
2. 52 SMU at Tulsa (10/7/16)
SMU vs. Central Florida (11/04/17)
4. 46 SMU vs. Tulsa (10/31/15)
SMU vs. Navy (11/26/16)
6. **45 Arkansas vs. North Texas (9/15/18)**
7. 44 SMU at Temple (10/1/16)
SMU at Baylor (9/10/16)
9. 42 SMU vs. South Florida (11/19/16)

Passing Yards

1. 423 SMU vs. South Florida (11/19/16)
2. 397 SMU at Houston (10/7/17)
3. 394 SMU vs. North Texas (9/9/17)
4. 375 SMU vs. Tulane (11/25/17)
5. 366 SMU vs. Tulsa (10/27/17)
6. **353 Arkansas vs. Eastern Illinois (9/2/18)**
7. 339 SMU at TCU (9/16/17)
8. 331 SMU vs. Navy (11/26/16)
9. 330 SMU at TCU (9/19/15)

Passing Touchdowns

1. 5 SMU vs. North Texas (9/9/17)
2. **4 (6x) last Arkansas vs. Eastern Illinois (9/2/18)**

First Downs

1. 31 SMU vs. Arkansas State (9/23/17)
2. 30 SMU vs. Houston (10/7/17)
3. 28 (3x) last vs. South Florida (11/19/16)
6. **27 (3x) last Arkansas vs. Ole Miss (10/13/18)**

DEFENSE: TEAM

Fewest Total Yards Allowed

1. 219 SMU vs. Stephen F. Austin (9/2/17)
2. **225 Arkansas at Auburn (9/22/18)**
3. 240 SMU vs. North Texas (9/12/15)
4. **260 Arkansas vs. Tulsa (10/20/18)**
5. 280 SMU vs. Liberty (9/17/16)
6. 303 SMU vs. Houston (10/22/16)
7. 328 SMU vs. Tulane (11/21/15)
8. 352 SMU at South Florida (10/24/15)
9. **357 Arkansas vs. Eastern Illinois (9/2/18)**
SMU vs. Louisiana Tech (12/20/17)

Fewest Rushing Yards Allowed

1. **40 Arkansas at Colorado State (9/8/18)**
2. 62 SMU vs. Houston (10/22/16)
3. 69 SMU vs. North Texas (9/9/17)
4. 75 SMU vs. Stephen F. Austin (9/2/17)
5. 83 SMU at North Texas (9/3/16)
6. **91 Arkansas at Auburn (9/22/18)**
7. 97 SMU vs. Liberty (9/17/16)
8. 112 SMU vs. North Texas (9/12/15)
9. **127 Arkansas vs. Eastern Illinois (9/2/18)**
10. **133 Arkansas vs. Tulsa (10/20/18)**

Fewest Passing Yards Allowed

1. 0 SMU at Navy (11/11/17)
2. 81 SMU at Navy (11/14/15)
3. 97 SMU at South Florida (10/24/15)
4. 104 SMU vs. Navy (11/23/16)
5. 124 SMU at Temple (10/1/16)
6. **127 Arkansas vs. Tulsa (10/20/18)**
7. 128 SMU vs. North Texas (9/12/15)
SMU vs. Tulane (11/21/15)
9. **134 Arkansas at Auburn (9/22/18)**
10. 144 SMU vs. Stephen F. Austin (9/2/17)

Fewest First Downs Allowed

1. **13 Arkansas at Auburn (9/22/18)**
SMU vs. Houston (10/22/16)
3. **15 Arkansas vs. Tulsa (10/20/18)**
SMU vs. Stephen F. Austin (9/2/17)
SMU at South Florida (10/24/15)
6. 16 SMU vs. Liberty (9/17/16)
SMU vs. South Florida (11/19/16)
8. 17 (3x) last SMU at Temple (10/1/16)

Fewest Points Allowed

1. **0 Arkansas vs. Tulsa (10/20/18)**
3. 13 SMU vs. North Texas (9/12/15)
4. 14 SMU vs. Stephen F. Austin (9/2/17)
SMU vs. Liberty (9/17/16)
6. 16 SMU vs. Houston (10/22/16)
7. 21 (3x) last SMU vs. Arkansas State (9/23/17)

Sacks

1. 8 SMU vs. UCONN (9/30/17)
2. 7 SMU vs. Houston (10/22/16)
3. **6 Arkansas vs. Tulsa (10/20/18)**
4. 5 SMU at North Texas (9/3/16)
SMU vs. North Texas (9/9/17)
6. **4 Arkansas at Auburn (9/22/18)**
SMU at Tulsa (10/7/16)
8. **3 (6x) last Arkansas vs. Texas A&M (9/29/18)**

Tackles For Loss

1. 13 SMU vs. UCONN (9/30/17)
2. 11 SMU at South Florida (10/24/15)
3. 10 SMU at Houston (10/22/16)
SMU vs. Memphis (11/5/16)
5. **9 Arkansas at Auburn (9/22/18)**
SMU at TCU (9/16/17)
7. **8 (5x) last Arkansas vs. Tulsa (10/20/18)**

Turnovers Forced

1. **5 Arkansas vs. Eastern Illinois (9/2/18)**
SMU at East Carolina (11/12/16)
3. 4 SMU vs. North Texas (9/12/15)
SMU vs. Liberty (9/17/16)
5. 3 (7x) last SMU vs. Central Florida (11/4/17)

OFFENSE: INDIVIDUAL

Pass Completions

41 Ben Hicks vs. Houston (10/7/17)

Pass Attempts

58 Ben Hicks vs. Houston (10/7/17)

Pass Completion % (Min. 10 attempts)

75.0 Ty Storey vs. Ole Miss (10/13/18)

Passing Yards

397 Ben Hicks vs. Houston (10/7/17)

Passing Touchdowns

4 Ben Hicks vs. Tulane (11/25/17)
Ben Hicks vs. Memphis (11/18/17)
Ben Hicks vs. Navy (11/11/17)
Ben Hicks vs. UConn (9/30/17)
Ben Hicks vs. North Texas (9/9/17)

Passing Interceptions

4 Cole Kelley vs. North Texas (9/15/18)

Passer Rating (Min. 10 attempts)

257.8 Ty Storey vs. Eastern Illinois (9/1/18)

Rush Attempts

29 Braeden West vs. South Florida (11/19/16)

Rushing Yards

220 Braeden West vs. Liberty (9/17/16)

Rushing Touchdowns

3 Xavier Jones at Tulane (11/21/15)

Receptions

17 Trey Quinn at Cincinnati (10/21/17)
Trey Quinn at Houston (10/7/17)

Receiving Yards

252 Courtland Sutton vs. South Florida (11/19/16)

Receiving Touchdowns

3 Courtland Sutton at North Texas (9/3/17)

Total Touchdowns

4 Courtland Sutton vs. North Texas (9/9/17)

DEFENSE: INDIVIDUAL

Solo Tackles

12 De'Jon Harris vs. Texas A&M (9/29/18)
Mikial Onu vs. Tulsa (10/27/17)
Jonathan Yenga vs. James Madison (9/26/15)

Total Tackles

16 De'Jon Harris vs. Texas A&M (9/29/18)

Tackles For Loss

4 Justin Lawler vs. Memphis (11/5/17)
Kyrin Mitchell vs. UConn (9/30/17)
Justin Lawler vs. UConn (9/30/17)
Justin Lawler at North Texas (9/3/16)

Sacks

4.0 Justin Lawler vs. UConn (9/30/17)

Interceptions

2 Dre Greenlaw vs. Texas A&M (9/29/18)
Horace Richardson at East Carolina (11/12/16)
Jordan Wyatt vs. Liberty (9/17/16)
Horace Richardson at North Texas (9/3/16)

Pick Sixes

2 Horace Richardson at East Carolina (11/12/16)

Fumbles Recovered

2 Chevin Calloway vs. Eastern Illinois (9/1/18)

Scoop and Scores

1 Jordan Wyatt vs. Stephen F. Austin (9/2/17)

Fumbles Forced

2 McTelvin Agim vs. Colorado State (9/8/18)
Andrew McCleneghen vs. North Texas (9/12/15)

SPECIAL TEAMS: INDIVIDUAL

Extra Points Made

7 Connor Limpert vs. Eastern Illinois (9/1/18)
Josh Williams vs. UConn (9/30/17)
Josh Williams vs. North Texas (9/9/17)
Josh Williams vs. Stephen F. Austin (9/2/17)
Chad Hedlund vs. Tulane (11/12/15)

Field Goals Made

4 Connor Limpert vs. Ole Miss (10/13/18)
Josh Williams at Tulsa (10/7/16)

Points Kicking

16 Josh Williams at Tulsa (10/7/16)

Punt Yards

406 Jamie Sackville at Tulsa (10/7/16)

Yards Per Punt

50 Jamie Sackville at Houston (10/7/17)

Kick Return Yards

180 Braeden West vs. Temple (11/6/15)

Punt Return Yards

45 Deon Stewart at Colorado State (9/8/18)

Kick Return Touchdown

1 Braeden West vs. Temple (11/6/15)

300-YARD PASSING GAMES

Total: 9

397	Ben Hicks at Houston (10/7/17)
380	Ben Hicks vs. South Florida (11/19/16)
375	Ben Hicks vs. Tulane (11/25/17)
338	Ben Hicks vs. Tulsa (10/27/17)
334	Matt Davis at TCU (9/19/15)
331	Ben Hicks vs. Navy (11/26/16)
312	Ben Hicks vs. North Texas (9/9/17)
305	Ben Hicks at TCU (9/16/17)
302	Ben Hicks at Tulane (10/29/16)

100-YARD RUSHING GAMES

Total: 22

220	Braeden West vs. Liberty (9/17/16)
177	Xavier Jones at Memphis (11/18/17)
165	Devwah Whaley at Colorado State (9/8/18)
156	Matt Davis vs. Tulane (11/21/15)
146	Xavier Jones vs. Arkansas State (9/23/17)
126	Braeden West at Tulsa (10/7/16)
125	Matt Davis vs. North Texas (9/12/15)
120	Braeden West vs. South Florida (11/19/16)
119	Braeden West at Tulane (10/29/16)
117	Xavier Jones at North Texas (9/3/16)
117	Xavier Jones vs. Tulane (11/21/15)
115	Braeden West vs. Houston (10/22/16)
115	Matt Davis vs. Baylor (9/4/15)
113	Rakeem Boyd vs. Vanderbilt (10/27/18)
111	Ke'Mon Freeman at East Carolina (11/12/16)
111	Xavier Jones at Navy (11/11/17)
110	Matt Davis at North Texas (9/3/16)
109	Rakeem Boyd vs. Ole Miss (10/13/18)
104	Braeden West at East Carolina (11/12/16)
102	Rakeem Boyd vs. Alabama (10/6/18)
102	Matt Davis vs. Temple (11/6/15)
100	Xavier Jones at Houston (10/7/17)

MULTIPLE 100-YARD RUSHERS

Total: 3 (Order by date)

111	Ke'Mon Freeman at East Carolina (11/12/16)
104	Braeden West
117	Xavier Jones at North Texas (9/3/16)
110	Matt Davis
156	Matt Davis vs. Tulane (11/21/15)
117	Xavier Jones

100-YARD RECEIVING GAMES

Total: 25

252	Courtland Sutton vs. South Florida (11/19/16)
186	Trey Quinn at Cincinnati (10/21/17)
173	James Proche vs. UCF (11/4/17)
166	Courtland Sutton at East Carolina (11/12/16)
165	Courtland Sutton vs. Tulsa (10/31/15)
164	James Proche at Tulane (10/29/16)
163	Courtland Sutton vs. North Texas (9/9/17)
162	Courtland Sutton at North Texas (9/3/16)
160	Courtland Sutton at Houston (10/7/17)
156	Trey Quinn at Houston (10/7/17)
139	Trey Quinn vs. Tulane (11/25/17)
137	Courtland Sutton vs. James Madison (9/26/15)
136	Courtland Sutton vs. Tulsa (10/27/17)
132	Jordan Jones vs. Eastern Illinois (9/2/18)
131	James Proche vs. Arkansas State (9/23/17)
123	Courtland Sutton at Navy (11/11/17)
123	James Proche vs. Tulsa (10/27/17)
116	Trey Quinn vs. UConn (9/30/17)
116	Trey Quinn at TCU (9/16/17)
115	Courtland Sutton at TCU (9/19/15)
113	Courtland Sutton vs. TCU (9/23/16)
112	Courtland Sutton vs. UConn (9/30/17)
112	Courtland Sutton at Baylor (9/10/16)
107	Courtland Sutton vs. Tulane (11/25/17)
101	Trey Quinn vs. Tulsa (10/27/17)

MULTIPLE 100-YARD RECEIVERS

Total: 4 (Order by date)

139	Trey Quinn vs. Tulane (11/25/17)
107	Courtland Sutton
136	Courtland Sutton vs. Tulsa (10/27/17)
123	James Proche
101	Trey Quinn
160	Courtland Sutton at Houston (10/7/17)
156	Trey Quinn
116	Trey Quinn vs. UConn (9/30/17)
112	Courtland Sutton

100-YARD RUSHER & RECEIVER

Total: 6

111	Xavier Jones (rush) at Navy (11/11/17)
123	Courtland Sutton (rec)
146	Xavier Jones (rush) vs. Arkansas State (9/23/17)
131	James Proche (rec)
120	Braeden West (rush) vs. South Florida (11/19/16)
252	Courtland Sutton (rec)
111	Ke'Mon Freeman (rush) at East Carolina (11/12/16)
104	Braeden West (rush)
166	Courtland Sutton (rec)
119	Braeden West (rush) at Tulane (10/29/16)
164	James Proche (rec)
117	Xavier Jones (rush) at North Texas (9/3/16)
110	Matt Davis (rush)
162	Courtland Sutton (rec)

300-YARD PASSER / 100-YARD RUSHER

Total: 3

397	Ben Hicks (pass) at Houston (10/7/17)
160	Courtland Sutton (rush)
156	Trey Quinn (rush)
380	Ben Hicks (pass) vs. South Florida (11/19/16)
120	Braeden West (rush)
302	Ben Hicks at Tulane (10/29/16)
119	Braeden West (rush)

300 / 100 / 100

Total: 2

380	Ben Hicks (pass) vs. South Florida (11/19/16)
120	Braeden West (rush)
252	Courtland Sutton (rec)
302	Ben Hicks at Tulane (10/29/16)
119	Braeden West (rush)
164	James Proche (rec)

DEPTH CHART

OFFENSE

WR (9)	8	Mike Woods	Fr. // 6-1 // 190
	16	La'Michael Pettway	Jr. // 6-2 // 219
	14	Chase Harrell	Jr. // 6-4 // 215
TE (3)	44	Austin Cantrell	Jr. // 6-3 // 263
-OR-	85	Cheyenne O'Grady	Jr. // 6-4 // 251
LT	74	Colton Jackson	Jr. // 6-5 // 301
	73	Noah Gatlin	Fr. // 6-7 // 293
LG	51	Hjalte Froholdt	Sr. // 6-5 // 315
	54	Austin Capps	Jr. // 6-4 // 311
C	66	Ty Clary	So. // 6-4 // 288
	57	Shane Clenin	R-Fr. // 6-6 // 302
RG	62	Johnny Gibson	Sr. // 6-4 // 319
	68	Kirby Adcock	R-Fr. // 6-5 // 280
RT	60	Brian Wallace	Sr. // 6-6 // 320
	78	Dalton Wagner	R-Fr. // 6-9 // 302
QB	4	Ty Storey	Jr. // 6-2 // 215
	15	Cole Kelley	So. // 6-7 // 258
-OR-	13	Connor Noland	Fr. // 6-2 // 207
RB (4)	5	Rakeem Boyd	So. // 6-0 // 200
	2	Chase Hayden	So. // 5-10 // 200
	23	Maleek Williams	R-Fr. // 5-11 // 226
WR (5)	1	Jared Cornelius	Sr. // 5-11 // 203
	9	De'Vion Warren	So. // 5-10 // 180
WR (2)	3	Deon Stewart	Jr. // 5-11 // 161
	10	Jordan Jones	So. // 6-1 // 180

DEFENSE

DE	3	McTelvin Agim	Jr. // 6-3 // 279
	91	Michael Taylor	Sr. // 6-2 // 248
DT	90	Armon Watts	Sr. // 6-5 // 298
	7	Briston Guidry	So. // 6-2 // 292
DT	52	TJ Smith	Jr. // 6-3 // 304
	42	Jonathan Marshall	So. // 6-3 // 301
DE	10	Randy Ramsey	Sr. // 6-4 // 236
	6	Gabe Richardson	Jr. // 6-3 // 240
SAM	27	Hayden Henry	So. // 6-2 // 222
	22	Deon Edwards	So. // 6-1 // 212
MIKE	8	De'Jon Harris	Jr. // 6-0 // 244
	31	Grant Morgan	So. // 5-11 // 220
WILL	23	Dre Greenlaw	Sr. // 6-0 // 227
	16	Bumper Pool	Fr. // 6-2 // 223
	33	Dee Walker	So. // 6-2 // 216
CB	11	Ryan Pulley	Jr. // 5-11 // 198
	21	Montaric Brown	R-Fr. // 6-0 // 187
SS	2	Kamren Curl	So. // 6-2 // 201
	18	Myles Mason	Fr. // 6-2 // 208
FS	9	Santos Ramirez	Sr. // 6-2 // 204
	17	Joe Foucha	Fr. // 5-11 // 198
CB	24	Jarques McClellion	R-Fr. // 6-0 // 173
	14	Britto Tutt	Jr. // 6-1 // 180
NB	36	D'Vone McClure	So. // 6-2 // 215
-OR-	30	Kevin Richardson	Sr. // 5-11 // 180
	29	Derrick Munson	So. // 5-11 // 200

SPECIAL TEAMS

K	19	Connor Limpert	Jr. // 6-1 // 175
	83	Preston Stafford	Fr. // 6-0 // 180
P	28	Reid Bauer	Fr. // 5-11 // 198
	80	Matthew Phillips	Fr. // 5-10 // 180
LS	48	Jordan Silver	R-Fr. // 6-1 // 217
SN	43	George Madden	Jr. // 6-1 // 212
H	14	Jack Lindsey	So. // 6-2 // 195
	18	Blake Johnson	Jr. // 6-1 // 182
KR	9	De'Vion Warren	So. // 5-10 // 180
	3	Deon Stewart	Jr. // 5-11 // 161
PR	3	Deon Stewart	Jr. // 5-11 // 161
	1	Jared Cornelius	Sr. // 5-11 // 203

GAME-BY-GAME OFFENSIVE STARTERS

Opponent	LT	LG	C	RG	RT	TE	TE/WR/FB	QB	RB	WR	WR
Eastern Illinois	Clenin	Adcock	Froholdt	Gibson	Wallace	Cantrell	Pettway	Kelley	Whaley	Cornelius	Nance
at Colorado State	Gatlin	Clary	Froholdt	Gibson	Wallace	Cantrell	Gunter (TE)	Storey	Whaley	Pettway	Nance
North Texas	Gatlin	Clary	Froholdt	Gibson	Wallace	Cantrell	Patton (TE)	Kelley	Whaley	Pettway	Nance
at Auburn	Jackson	Froholdt	Clary	Gibson	Wallace	Cantrell	Cornelius (WR)	Storey	Whaley	Pettway	Nance
vs. Texas A&M	Jackson	Froholdt	Clary	Gibson	Wallace	Cantrell	O'Grady (TE)	Storey	Boyd	Woods	Stewart
Alabama	Jackson	Froholdt	Clary	Gibson	Wallace	Cantrell	O'Grady (TE)	Storey	Boyd	Woods	Stewart
Ole Miss	Jackson	Froholdt	Clary	Gibson	Wallace	O'Grady	Cornelius (WR)	Storey	Boyd	Woods	Stewart
Tulsa	Wagner	Froholdt	Clary	Gibson	Wallace	Cantrell	Cornelius (WR)	Noland	Boyd	Woods	Stewart
Vanderbilt	Jackson	Froholdt	Clary	Gibson	Wallace	O'Grady	Gunter (TE)	Storey	Boyd	Woods	Stewart
LSU											
at Mississippi State											
at Missouri											

GAME-BY-GAME DEFENSIVE STARTERS

Opponent	DE	DT	DT	DE	SAM	MIKE	WILL	CB	SS	FS	CB	NB
Eastern Illinois	Taylor	Agim	TJ Smith	G. Richardson	--	Harris	Greenlaw	Pulley	Curl	Ramirez	Calloway	McClure
at Colorado State	Agim	Watts	TJ Smith	G. Richardson	--	Harris	Pool	Pulley	Curl	Ramirez	Calloway	McClure
North Texas	Agim	Watts	TJ Smith	Ramsey	--	Harris	Pool	Pulley	Curl	Ramirez	Tutt	McClure
at Auburn	Agim	Watts	TJ Smith	Ramsey	--	Harris	Greenlaw	Pulley	Curl	Ramirez	McClellion	Munson
vs. Texas A&M	Agim	Watts	TJ Smith	Ramsey	Henry	Harris	Greenlaw	Pulley	Curl	Ramirez	McClellion	--
Alabama	Agim	Watts	TJ Smith	Ramsey	--	Harris	Greenlaw	Pulley	Curl	Ramirez	McClellion	Richardson
Ole Miss	Agim	Watts	TJ Smith	Ramsey	--	Harris	Greenlaw	Pulley	Curl	Ramirez	McClellion	Richardson
Tulsa	Agim	Watts	TJ Smith	Ramsey	--	Harris	Greenlaw	Brown	Curl	Ramirez	McClellion	McClure
Vanderbilt	Agim	Watts	TJ Smith	Ramsey	--	Harris	Pool	Brown	Curl	Ramirez	McClellion	McClure
LSU												
at Mississippi State												
at Missouri												

CAREER STARTS

OFFENSE	2018	2017	2016	2015	TOT	CONS	DEFENSE	2018	2017	2016	2015	TOT	CONS
Hjalte Froholdt, OL, Sr.	8	12	13	-	34	34	Dre Greenlaw, LB, Sr.	6	12	7	11	36	-
Johnny Gibson, OL, Sr.	8	12	5	-	26	24	Santos Ramirez, DB, Sr.	9	12	7	3	31	21
Brian Wallace, OL, Sr.	8	7	10	-	26	16	McTelvin Agim, DL, Jr.	9	11	5	-	25	13
Austin Cantrell, TE, Jr.	6	10	5	-	21	-	De'Jon Harris, LB, Jr.	9	12	-	-	21	21
Colton Jackson, OL, Jr.	5	10	3	-	18	1	Ryan Pulley, DB, Jr.	7	1	12	1	21	-
Devwah Whaley, RB, Jr.	4	10	-	-	14	-	T.J. Smith, DL, Sr.	9	12	-	-	21	21
Ty Clary, OL, So.	8	4	-	-	12	8	Kamren Curl, DB, So.	9	11	-	-	20	10
Jonathan Nance, WR, Sr.	4	6	-	-	10	-	Randy Ramsey, LB, Sr.	7	8	3	-	18	7
Deon Stewart, WR, Jr.	5	5	-	-	10	5	Kevin Richardson, DB, Sr.	2	9	1	5	17	-
Kendrick Jackson, FB, Sr.	-	5	2	1	8	-	Armon Watts, DL, Sr.	8	-	-	-	8	8
Hayden Johnson, FB/TE, Jr.	-	-	7	-	7	-	Jarques McClellion, DB, R-Fr.	6	-	-	-	6	6
Jeremy Patton, TE, Sr.	1	6	-	-	7	-	D'Vone McClure, NB, So.	5	-	-	-	5	2
La'Michael Pettway, WR, Jr.	4	3	-	-	7	-	Bumper Pool, LB, Fr.	3	-	-	-	3	1
Jordan Jones, WR, So.	-	6	-	-	6	-	Montaric Brown, DB, R-Fr.	2	-	-	-	2	2
Cole Kelley, QB, So.	2	4	-	-	6	-	Chevin Calloway, CB, So.	2	-	-	-	2	-
Ty Storey, QB, Jr.	6	-	-	-	5	1	Gabe Richardson, DL, Jr.	2	-	-	-	2	-
Cheyenne O'Grady, TE, Jr.	4	1	-	-	5	1	Hayden Henry, LB, So.	1	-	-	-	1	-
Rakeem Boyd, RB, So.	5	-	-	-	5	5	Derrick Munson, DB, So.	1	-	-	-	1	-
Mike Woods, WR, Fr.	5	-	-	-	5	5	Michael Taylor, DL, Sr.	1	-	-	-	1	-
Noah Gatlin, OL, Fr.	2	-	-	-	2	-	Britto Tutt, DB, Jr.	1	-	-	-	1	-
Grayson Gunter, TE, So.	2	-	-	-	2	1							
Kirby Adcock, OL, R-Fr.	1	-	-	-	1	-							
Shane Clenin, OL, R-Fr.	1	-	-	-	1	-							
Connor Noland, QB, Fr.	1	-	-	-	1	-							
Dalton Wagner, OL, F-Fr.	1	-	-	-	1	-							

EXPERIENCE ANALYSIS

The chart below shows Arkansas' offensive and defensive starting lineups over the last five years with numbers representing total starts by classes and percentages of total starts for the entire season.

Season	G	SR	JR	SO	FR	UpperCI%
2018	9 (2-7)	78 (39.4%)	63 (31.8%)	35 (17.7%)	22 (11.1%)	141 (71.2%)
2017	12 (4-8)	66 (25.0%)	108 (40.1%)	65 (24.6%)	25 (9.5%)	174 (65.9%)
2016	13 (7-6)	114 (39.9%)	82 (28.7%)	70 (24.5%)	20 (6.9%)	196 (68.5%)
2015	13 (8-5)	67 (23.4%)	143 (50.0%)	58 (20.3%)	18 (6.3%)	210 (73.4%)
2014	13 (7-6)	92 (32.2%)	72 (25.2%)	89 (31.1%)	33 (11.5%)	164 (57.3%)
2013	12 (3-9)	107 (40.5%)	59 (22.3%)	57 (21.6%)	41 (15.5%)	166 (66.7%)

GAME 10 LSU

GAME-BY-GAME BREAKDOWN

	FINAL	SCORE BY QUARTER					FIRST DOWNS					RUSHING			PASSING			OFFENSE		PUNTING	FUMBLES	PENALTY	THIRD	TOTAL
GAME	SCORE	1	2	3	4	OT	RU	PA	PN	TOT	ATT	YDS	TD	C-A-I	YDS	TD	ATT	YDS	NO-AVG	NO-LOST	NO-YDS	DOWNS	TOP	
E. Illinois	20	0	6	7	7	-	8	11	2	21	41	127	0	27-40-0	230	3	81	357	4-40.8	6-5	6-30	6/18	30:50	
Arkansas	55	10	28	10	7	-	5	13	0	18	37	80	2	21-29-0	353	4	66	433	5-29.4	0-0	4-40	7/15	27:31	
Arkansas	27	7	6	14	0	-	16	5	3	24	53	299	1	11-22-2	144	2	75	443	5-38.2	0-0	6-60	5/15	32:27	
Colorado St.	34	3	6	8	17	-	5	14	2	21	23	40	1	32-50-1	389	2	73	429	5-56.8	3-1	6-54	6/15	27:33	
North Texas	44	17	17	3	7	-	3	11	4	18	29	95	2	24-46-0	281	1	75	376	9-42.4	2-1	9-102	3/16	30:04	
Arkansas	17	0	10	0	7	-	4	12	4	20	32	126	2	20-45-6	210	0	77	336	9-34.2	0-0	10-70	4/16	29:56	
Arkansas	3	0	0	3	0	-	6	5	2	13	38	149	0	13-32-1	141	0	70	290	9-33.8	2-1	8-57	3/17	32:29	
Auburn	34	10	7	7	10	-	6	6	1	13	36	91	3	15-22-0	134	0	58	225	5-47.2	0-0	7-40	4/13	27:31	
Arkansas	17	0	7	3	7	-	3	8	0	11	26	55	1	14-27-1	193	1	53	248	8-43.2	1-0	6-71	3/12	23:04	
Texas A&M	24	14	3	0	7	-	11	10	3	24	46	176	2	17-26-2	201	0	72	377	4-48.8	0-0	7-44	2/10	36:56	
Alabama	65	21	20	7	17	-	11	13	0	24	41	246	4	14-18-0	393	4	59	639	0-0.0	1-0	5-31	3/6	27:04	
Arkansas	31	7	7	3	14	-	7	12	3	22	31	172	1	26-40-1	233	3	71	405	3-37.7	3-2	2-20	6/12	32:56	
Ole Miss	37	3	14	7	13	-	15	15	2	32	38	224	3	26-35-1	387	2	73	611	1-35.0	1-0	4-50	6-10	24:42	
Arkansas	33	17	10	6	0	-	17	7	3	27	48	300	1	15-22-1	177	2	70	476	2-47.5	1-0	5-65	2-9	35:18	
Tulsa	0	0	0	0	0	-	9	5	1	15	40	133	0	8-25-1	127	0	65	260	6-40.8	2-1	4-43	4-15	24:34	
Arkansas	23	0	10	10	3	-	12	6	2	20	53	196	1	11-19-1	131	1	72	327	4-34.8	3-1	3-40	6-16	35:26	
Vanderbilt	45	7	14	3	21	-	15	8	2	25	49	250	4	13-19-0	192	2	68	442	4-46.2	0-0	7-60	6-10	35:32	
Arkansas	31	7	7	3	14	-	8	12	1	21	29	207	2	23-36-2	240	2	65	447	4-43.5	0-0	6-46	6-12	24:28	
LSU																								
Arkansas																								
Arkansas																								
Miss. State																								
Arkansas																								
Missouri																								

GAME 10 LSU

ARKANSAS INDIVIDUAL SEASON-HIGHS

Rush Attempts	26	Devwah Whaley, 9/8 at Colorado State
Yards Rushing	165	Devwah Whaley, 9/8 at Colorado State
TD Rushes	1 (11x)	Boyd, Hayden, 10/27 vs. Vanderbilt
Long Rush	69	Rakeem Boyd, 10/13 vs. Ole miss
Pass Attempts	39	Ty Storey, 10/6 vs. Alabama
Pass Completions	25	Ty Storey, 10/6 vs. Alabama
Yards Passing	261	Ty Storey, 9/1 vs. E. Illinois
TD Passes	3	Ty Storey, 9/1 vs. E. Illinois
Long Pass	64	Cole Kelley, 9/8 at Colorado State
Receptions	7	Cheyenne O'Grady, 10/6 vs. Alabama
Yards Receiving	132	Jordan Jones, 9/1 vs. E. Illinois
TD Receptions	2 (2x)	last Cheyenne O'Grady, 10/6 vs. Alabama
Long Reception	64	TJ Hammonds, 9/8 at Colorado State
Field Goals	4	last Connor Limpert, 10/13 vs. Ole Miss
Long Field Goal	55	Connor Limpert, 10/27 vs. Vanderbilt
Punts	8	Reid Bauer, 9/22 at Auburn
Punting Avg.	47.5	Reid Bauer, 10/13 vs. Ole Miss
Long Punt	64	Reid Bauer, 10/13 vs. Ole Miss
Punts Inside 20	4	Reid Bauer, 10/20 vs. Tulsa
Long Punt Return	45	Deon Stewart, 9/8 at Colorado State
Long Kickoff Return	78	De'Vion Warren, 10/6 vs. Alabama
Tackles	16	De'Jon Harris, 9/15 vs. North Texas
Sacks	2.0	McTelvin Agim, 10/20 vs. Tulsa
Tackles For Loss	3.5	McTelvin Agim, 10/20 vs. Tulsa
Interceptions	2	Dre Greenlaw, 9/29 vs. Texas A&M

ARKANSAS TEAM GAME-HIGHS

Rushes	53 (2x)	last 10/20 vs. Tulsa
Yards Rushing	300	10/13 vs. Ole Miss
Yards Per Rush	7.1	10/27 vs. Vanderbilt
TD Rushes	2	9/1 vs. E. Illinois
Pass Attempts	45	9/15 vs. North Texas
Pass Completions	26	10/6 vs. Alabama
Yards Passing	353	9/1 vs. E. Illinois
Yards Per Pass Comp.	16.8	9/1 vs. E. Illinois
TD Passes	4	9/1 vs. E. Illinois
Total Plays	77	9/15 vs. North Texas
Total Offense	476	10/13 vs. Ole Miss
Yards Per Play	6.9	10/27 vs. Vanderbilt
Points	55	9/1 vs. E. Illinois
Sacks By	6	10/20 vs. Tulsa
First Downs	27	10/13 vs. Ole Miss
Penalties	10	9/15 vs. North Texas
Penalty Yards	70	9/15 vs. North Texas
Turnovers	6	9/15 vs. North Texas
Interceptions By	2	9/29 vs. Texas A&M
Punts	9	9/15 vs. North Texas
Punting Avg	47.5	10/13 vs. Ole Miss
Long Punt	64	10/13 vs. Ole Miss
Punts inside 20	4	10/20 vs. Tulsa

ARKANSAS' LONGEST PLAYS

Rush	69	Rakeem Boyd, 10/13 vs. Ole Miss
Pass	64	C. Kelley to TJ Hammonds, 9/8 at CSU
Field Goal	54	Connor Limpert, 9/15 vs. North Texas
Punt	64	Reid Bauer, 10/13 vs. Ole Miss
Punt Return	45	Deon Stewart, 9/8 at Colorado State
Kickoff Return	78	De'Vion Warren, 10/6 vs. Alabama
Interception Return	5	Dre Greenlaw, 9/29 vs. Texas A&M
Fumble Return	60	Bumper Pool, 9/1 vs. E. Illinois

OPPONENT INDIVIDUAL SEASON-HIGHS

Rush Attempts	29	T. Williams, 9/29 vs. Texas A&M
Yards Rushing	172	Ke'Shawn Vaughn, 10/27 vs. Vanderbilt
TD Rushes	3	Ke'Shawn Vaughn, 10/27 vs. Vanderbilt
Long Rush	63	Ke'Shawn Vaughn, 10/27 vs. Vanderbilt
Pass Attempts	47	KJ Carta-Samuels, 9/8 at Colorado State
Pass completions	32	KJ Carta-Samuels, 9/8 at Colorado State
Yards Passing	389	KJ Carta-Samuels, 9/8 at Colorado State
TD Passes	4	Tua Tagovailoa, 10/6 vs. Alabama
Long Pass	76	Tua Tagovailoa, 10/6 vs. Alabama
Receptions	12	Preston Williams, 9/8 at Colorado State
Yards Receiving	154	Preston Williams, 9/8 at Colorado State
TD Receptions	3	A. Hollins, 9/1 vs. E. Illinois
Long Reception	76	Irv Smith Jr., 10/6 vs. Alabama
Field Goals	4	Wyatt Bryan, 9/8 at Colorado State
Long Field Goal	55	Wyatt Bryan, 9/8 at Colorado State
Punts	9	A. Kenworthy, 9/15 vs. North Texas
Punting Avg.	56.8	R. Stonehouse, 9/8 at Colorado State
Long Punt	70	Ryan Stonehouse, 9/8 at Colorado State
Punts Inside 20	5	A. Kenworthy, 9/15 vs. North Texas
Long Punt Return	90	Keegan Brewer, 9/15 vs. North Texas
Long Kickoff Return	100	Jashaun Corbin, 9/29 vs. Texas A&M
Tackles	14	Zaven Collins, 10/20 vs. Tulsa
Sacks	2.0	L. Hamilton, 9/15 vs. North Texas
Tackles for Loss	3.0	EJ Ejiya, 9/15 vs. North Texas
Interceptions	2 (2x)	Brooks, Muhammad, 9/15 vs. North Texas

OPPONENT TEAM GAME-HIGHS

Rushes	49	10/27 vs. Vanderbilt
Yards Rushing	252	10/6 vs. Alabama
Yards per Rush	6.0	10/6 vs. Alabama
TD Rushes	4 (2x)	last 10/27 vs. Vanderbilt
Pass Attempts	50	9/8 at Colorado State
Pass Completions	32	9/8 at Colorado State
Yards Passing	393	10/6 vs. Alabama
Yards per Pass Comp.	28.1	10/6 vs. Alabama
TD Passes	4	10/6 vs. Alabama
Total Plays	81	9/1 vs. E. Illinois
Total Offense	639	10/6 vs. Alabama
Yards per Play	10.8	10/6 vs. Alabama
Points	65	10/6 vs. Alabama
Sacks By	5 (2x)	last 9/29 vs. Texas A&M
First Downs	32	10/13 vs. Ole Miss
Penalties	9	9/15 vs. North Texas
Penalty Yards	102	9/15 vs. North Texas
Turnovers	5	9/1 vs. E. Illinois
Interceptions By	6	9/15 vs. North Texas
Punts	9	9/15 vs. North Texas
Punting Avg.	56.8	9/8 at Colorado State
Long Punt	70	9/8 at Colorado State
Punts Inside 20	5	9/15 vs. North Texas

OPPONENT'S LONGEST PLAYS

Rush	63	Ke'Shawn Vaughn, 10/27 vs. Vanderbilt
Pass	76	Tagovailoa to Smith Jr., 10/6 vs. Alabama
Field Goal	55	Wyatt Bryan, 9/8 at Colorado State
Punt	70	R. Stonehouse, 9/8 at Colorado State
Punt Return	90	Keegan Brewer, 9/15 vs. North Texas
Kickoff Return	100	Jashaun Corbin, 9/29 vs. Texas A&M
Interception Return	44	Shyheim Carter, 10/6 vs. Alabama
Fumble Return		

THE LAST TIME ARKANSAS . . .

RUSHING

Had 500+ yards rushing	vs. South Carolina, 2007 (542)
Had 400+ yards rushing	at Texas Tech, 2014 (438)
Had 400+ yards rushing in consecutive games	at Texas Tech, 2014 (438)
	vs. Nicholls, 2014 (495)
Had 300+ yards rushing	vs. Ole Miss, 2018 (300)
Had 300+ yards rushing in consecutive games	at Texas Tech, 2014 (438)
	vs. Nicholls, 2014 (495)
Had 300+ yards rushing in three consecutive games	at Alabama, 2007 (301)
	vs. Kentucky, 2007 (338)
	vs. North Texas, 2007 (446)
Had 300+ yards rushing in four consecutive games	vs. Troy, 2007 (350)
	at Alabama, 2007 (301)
	vs. Kentucky, 2007 (338)
	vs. North Texas, 2007 (446)
Had 250+ yards rushing	vs. Ole Miss, 2018 (300)
Had 200+ yards rushing	vs. Vanderbilt, 2018 (207)
Had 200+ yards in consecutive games	vs. Coastal Carolina, 2017 (259) and at Ole Miss, 2017 (265)
Had 70+ rushing attempts	at Kentucky, 2003 (71)
Had 60+ rushing attempts	at Texas Tech, 2014 (68)
Had 50+ rushing attempts	vs. Tulsa, 2018 (53)
Had 7+ rushing TDs	at Texas Tech, 2014 (7)
Had 6+ rushing TDs	vs. UT Martin, 2015 (6)
Had 6+ rushing TDs in consecutive games	vs. Nicholls, 2014 (6)
	at Texas Tech, 2014 (7)
Had 5+ rushing TDs	at Mississippi State, 2016 (5)
Had 5+ rushing TDs in consecutive games	vs. Nicholls, 2014 (6)
	at Texas Tech, 2014 (7)
Had 4+ rushing TDs	vs. Missouri, 2017 (4)
Had 4+ rushing TDs in consecutive games	vs. UT Martin, 2015 (6) and vs. Auburn, 2015 (4)
Had 3+ rushing TDs	vs. Missouri, 2017 (4)
Had 3+ rushing TDs in consecutive games	vs. Texas A&M, 2017 (3) and vs. New Mexico State, 2017 (3)
Had 3+ rushing TDs in three straight games	at Texas Tech, 2014 (7)
	vs. NIU, 2014 (3)
	vs. Texas A&M, 2014 (3)
Had 2+ players with 100 yards rushing	at Mississippi State, 2016 (Williams III - 205, Whaley - 112)
Had 3+ players with 100 yards rushing	vs. North Texas, 2007 (McFadden - 138, Jones - 132, Barnett - 105)

PASSING

Had 500+ yards passing	vs. Texas A&M, 2011 (510)
Had 400+ yards passing	vs. Alabama, 2016 (400)
Had 300+ yards passing	vs. Eastern Illinois, 2018 (353)
Had 200+ yards passing	vs. Alabama, 2018 (233)
Had 50+ pass attempts	vs. Toledo, 2015 (53)
Had 40+ pass attempts	vs. Alabama, 2018 (40)
Had 30+ pass attempts	vs. Vanderbilt, 2018 (36)
Had 30+ pass completions	vs. Mississippi State, 2015 (30)
Had 25+ pass completions	vs. Alabama, 2018 (26)
Had 20+ pass completions	vs. Alabama, 2018 (26)
Had fewer than 10 pass completions	vs. TCU, 2017 (9)
Had 7+ passing TDs	vs. Mississippi State, 2015 (7)
Had 6+ passing TDs	vs. Mississippi State, 2015 (7)
Had 5+ passing TDs	vs. Mississippi State, 2015 (7)
Had 4+ passing TDs	vs. Eastern Illinois, 2018 (4)
Had 3+ passing TDs	vs. Alabama, 2018 (3)
Had 4+ passes intercepted	vs. North Texas, 2018 (6)
Had 3+ passes intercepted	vs. North Texas, 2018 (6)

RECEIVING

Had two players with 100 yards receiving	at Ole Miss, 2015 (Morgan - 122, Reed - 105)
Had 10+ different receivers catch a pass	vs. Alabama, 2018 (10)
Had 9+ different receivers catch a pass	vs. Alabama, 2018 (10)
Had 8+ different receivers catch a pass	vs. Vanderbilt, 2018 (8)
Had multiple players catch 7+ passes in a game	vs. Mississippi State, 2015 (2)
	(Morgan - 7 & Henry - 7)

COMBINATION OFFENSE

Had one 300-yard passer and one 100-yard rusher in a game	at Missouri, 2016 (Allen - 346 pass & Williams III - 117 rush)
Had one 300-yard passer and one 200-yard rusher in a game	at Mississippi State, 2016 (Allen - 303 pass & Williams III - 205 rush)
Had one 100-yard receiver and one 100-yard rusher in a game	at Missouri, 2016 (Hatcher - 106 receiving & Williams III - 117 rush)
Had one 100-yard receiver and one 100-yard rusher in consecutive games	at Missouri, 2016 (Hatcher - 106 receiving & Williams III - 117 rush)
Had one 200-yard rusher and one 100-yard receiver in a game	vs. South Carolina, 2006 (McFadden - 219 rushing & Monk - 192 receiving)
Had one 150-yard rusher and one 150-yard receiver in a game	vs. Texas A&M, 2015 (Collins - 151 rushing & Morgan - 155 receiving)
Had four different receivers catch a touchdown pass	at Mississippi State, 2015 (Sprinkle - 3, Henry - 2, Morgan - 1, Cornelius - 1)
Had two 100-yard rushers	at Mississippi State, 2015 (Williams III - 205 & Whaley - 112)
Had two 100-yard rushers in consecutive games	at Texas Tech, 2014 (Collins - 145 & Williams - 212)
	vs. Nicholls, 2014 (Collins - 143 & Williams - 131)

Had a 200-yard rusher and a 100-yard rusher in a game	at Mississippi State, 2015 (Williams III - 205 & Whaley - 112)
Had two 150-yard rushers in a game	vs. South Carolina, 2007 (McFadden - 321 & Jones - 166)
Had three 100-yard rushers in a game	vs. North Texas, 2007 (McFadden - 138, Jones - 132 & Barnett - 105)
Had two 100-yard receivers in a game	at Ole Miss, 2015 (Morgan - 122 & Reed - 105)

TOTAL OFFENSE

Had 700+ yards total offense	vs. North Texas, 2007 (713)
Had 600+ yards total offense	at Mississippi State, 2016 (663)
Had 550+ yards total offense	at Mississippi State, 2016 (663)
Had 500+ yards total offense	vs. Coastal Carolina, 2017 (523)
Had 400+ yards total offense	vs. Vanderbilt, 2018 (447)
Had 500+ yards total offense in consecutive games	at Mississippi State, 2016 (661)
	at Missouri, 2016 (503)
Had 85+ plays total offense	at Missouri, 2016 (85)
Had 80+ plays total offense	at Ole Miss, 2017 (83)
Had 75+ plays total offense	vs. North Texas, 2018 (75)

SCORING

Scored 70+ points	vs. Nicholls, 2014 (73)
Scored 60+ points	vs. UT Martin, 2015 (63)
Scored 50+ points	vs. Eastern Illinois, 2018 (55)
Scored 40+ points	vs. Eastern Illinois, 2018 (55)
Scored 30+ points	vs. Vanderbilt, 2018 (31)
Scored 40+ points in three consecutive games	vs. Auburn, 2015 (54)
	vs. UT Martin, 2015 (63)
	at Ole Miss, 2015 (53)
Scored 30+ points in five consecutive games	vs. Auburn, 2015 (54)
	vs. UT Martin, 2015 (63)
	at Ole Miss, 2015 (53)
	at LSU, 2015 (31)
	vs. Mississippi State, 2015 (50)
Scored 40+ points in a half	vs. Nicholls, 2014 (56)
Scored 30+ points in a half	at Eastern Illinois, 2018 (38)
Scored 35+ points in a quarter	vs. Nicholls, 2014 (35)
Scored 28+ points in a quarter	vs. Eastern Illinois, 2018 (2nd-28)
Scored 50+ points in consecutive games	at Ole Miss, 2015 (53)
	vs. UT Martin, 2015 (63)
Scored 50+ points in three consecutive games	vs. Auburn, 2015 (54)
	at Ole Miss, 2015 (53)
	vs. UT Martin, 2015 (63)
Scored 50+ points in consecutive SEC games	vs. Auburn, 2015 (54)
	at Ole Miss, 2015 (53)
Both teams combined for 100+ points	at Mississippi State, 2016 (W, 58-42)
Allowed 60+ points	vs. Alabama, 2018 (65)
Allowed 50+ points	vs. Alabama, 2018 (65)
Allowed 40+ points	vs. Vanderbilt, 2018 (45)
Allowed 30+ points	vs. Vanderbilt, 2018 (45)
Was held scoreless	at Alabama, 2013 (52-0)
Was held scoreless at Donald W. Reynolds Razorback Stadium	vs. Alabama, 2012 (52-0)
Was held scoreless on the road	at Alabama, 2013 (52-0)
Was held scoreless at a neutral site	vs. Ole Miss, 1959 (28-0)
Won a game without a rushing TD	vs. Kansas State, 2011
Won a game without a passing TD	vs. Missouri, 2015
Won a game in the last 25 seconds of regulation with a TD	at Georgia, 2010
Won a game in the last 25 seconds of regulation with a field goal	at Ole Miss, 2017
Held opponent scoreless	vs. Tulsa, 2018 (23-0)
Held opponent scoreless at Donald W. Reynolds Razorback Stadium	vs. Tulsa, 2018 (23-0)
Held opponent scoreless on the road	at South Carolina, 2002 (23-0)
Held opponent without a touchdown	vs. Tulsa, 2018 (23-0)
Held opponent without an offensive touchdown	vs. Tulsa, 2018 (23-0)
Held two opponents scoreless in one season	vs. LSU, 2014 (17-0)
	vs. Ole Miss, 2014 (30-0)
Held three opponents scoreless in one season	vs. Tulsa, 1982 (38-0)
	vs. TCU, 1982 (35-0)
	vs. Texas A&M, 1982 (35-0)
Held an opponent scoreless in consecutive games	vs. LSU, 2014 (17-0)
	vs. Ole Miss, 2014 (30-0)
Held an SEC opponent scoreless	vs. Ole Miss, 2014 (30-0)
Held an SEC opponent scoreless in consecutive games	vs. LSU, 2014 (17-0)
	vs. Ole Miss, 2014 (30-0)
Held two SEC opponents scoreless in one season	vs. LSU, 2014 (17-0)
	vs. Ole Miss, 2014 (30-0)
Scored on the first offensive play of the game	vs. Nicholls, 2014 (Hatcher - 82-yard rush)
Scored on the first offensive series of the game	vs. Ole Miss, 2018 (Limpert - 43-yd FG)
Scored a two-point conversion passing	vs. Coastal Carolina, 2017 (Cole Kelley to Jeremy Patton)
Scored a two-point conversion rushing	at Mississippi State, 2016 (Keon Hatcher rush)
Had three players with 2 TDs in a game	vs. Eastern Michigan, 2009 (Green - 2, Davis - 2 & Adams - 2)

THE LAST TIME ARKANSAS...

DEFENSE

Held opponent to 10 or fewer first downs: vs. Florida A&M, 2017 (9)
 Held opponent to 0 or fewer yards rushing: vs. Wisconsin, 2007 (-5)
 Held opponent to 25 or fewer yards rushing: vs. New Mexico State, 2017 (11)
 Held opponent to 50 or fewer yards rushing: at Colorado State, 2018 (40)
 Held opponent to 50 or fewer yards passing: vs. Vanderbilt, 2010 (36)
 Held opponent to 100 or fewer yards rushing: vs. North Texas, 2018 (95)
 Held opponent to 100 or fewer yards passing: vs. Florida A&M, 2017 (95)
 Held opponent to 200 or fewer yards total offense: vs. Florida A&M, 2017 (175)
 Held opponent to 250 or fewer yards total offense: at Auburn, 2018 (225)
 Held opponent to 300 or fewer yards total offense: vs. Tulsa, 2018 (260)
 Intercepted 5+ passes: vs. Florida International, 2007 (5)
 Intercepted 4+ passes: vs. Mississippi State, 2007 (4)
 Intercepted 3+ passes: vs. Ole Miss, 2014 (3)
 Scored a safety: vs. Toledo, 2015
 Recorded 8+ sacks: at Auburn, 2012 (8)
 Recorded 6+ sacks: vs. Tulsa, 2018 (6)
 Recorded 5+ sacks: vs. Tulsa, 2018 (6)
 Recorded 4+ sacks: vs. Tulsa, 2018 (6)
 Had 3 players with 10+ tackles: vs. Alabama, 2018
 De'Jon Harris (11), Dre Greenlaw (13), Santos Ramirez (12)

SPECIAL TEAMS

Returned a punt for a TD: vs. Kansas State, 2011 (Adams - 51 yards)
 Returned two punts for TDs: vs. Missouri State, 2011 (Adams - 61 yards, 69 yards)
 Returned a blocked punt for a TD: vs. Eastern Michigan, 2009 (Armbrust - 1 yard)
 Returned a kickoff for a TD: vs. Auburn, 2017 (Warren - 100)
 Returned a game-opening kickoff for a TD: vs. Northern Illinois, 2014 (Marshall - 97)
 Returned a season-opening kickoff for a TD: vs. Missouri State, 2009 (D. Johnson - 91 yards)
 Returned a blocked FG for a TD: at Mississippi State, 2004 (Brown - 76 yards)
 Blocked one punt: at Alabama, 2015 (Sprinkle)
 Punted 10+ times: at Auburn, 2016 (10)
 Did not punt: vs. Alcorn State, 2016
 Blocked a field goal vs. Alcorn State, 2016 (Dan Skipper)
 Had a punt blocked: at Auburn, 2018 (Jordyn Peters)
 Scored on a fake punt vs. Texas A&M, 2014 (Sam Irwin-Hill - 51 yard rush)
 Scored on a fake field goal vs. UAB, 2014 (Sebastian Tretola 6 yard pass to Alan D'Appollonio)
 Had a field goal blocked: vs. Kansas State, 2015/16 (Marquel Bryant)
 Blocked a PAT kick: vs. Eastern Illinois, 2018 (Bumper Pool)
 Missed a kicking PAT: at Alabama, 2017 (Connor Limpert)
 Had a kicking PAT blocked: vs. Georgia, 2014 (Ray Drew)

MISCELLANEOUS

Had 35+ first downs at Ole Miss, 2015 (35)
 Had 30+ first downs: vs. Kansas State, 2015 (30)
 Had 20+ first downs: vs. Vanderbilt, 2018 (21)
 Had 20+ passing first downs: vs. Mississippi State, 2015 (21)
 Had 20+ rushing first downs: at Texas Tech, 2014 (24)
 Had 15+ penalties: vs. Air Force, 1975 (17)
 Had 10+ penalties: vs. North Texas, 2018 (10)
 Had 100+ yards in penalties: vs. Texas A&M, 2011 (112)
 Had 35 minutes+ of possession time: vs. Tulsa, 2018 (35:26)
 Was involved in an overtime game: vs. Texas A&M, 2017 (L, 50-43)
 Defeated a ranked opponent vs. No. 10 Florida, 2016 (31-10)
 Defeated a ranked opponent on the road at No. 15 TCU, 2016
 Defeated ranked opponents in consecutive games at No. 18 Ole Miss, 2015 (53-52, OT)
 at No. 9 LSU, 2015 (31-14)
 Won game on final offensive play: at Ole Miss, 2017 (34-yard field goal)
 Zero sacks allowed in a game: vs. Tulsa, 2018
 Zero sacks allowed in consecutive games: vs. Toledo, 2015
 vs. Texas Tech, 2015
 Zero sacks allowed in three consecutive games: vs. UTEP, 2015
 vs. Toledo, 2015
 vs. Texas Tech, 2015
 Came back from 15+ points down to win: at Ole Miss, 2017 (down 24 - won 38-37)
 Recorded more points than plays: vs. UT Martin, 2015 (63 points, 56 plays)

THE LAST TIME AN ARKANSAS PLAYER...

RUSHING

Rushed 40+ times:	DeCori Birmingham at Kentucky, 2003 (40)
Rushed 35+ times:	Michael Smith at Kentucky, 2008 (35)
Rushed 30+ times:	Alex Collins vs. Missouri, 2015 (30)
Rushed 25+ times:	Devwah Whaley at Colorado State, 2018 (26)
Rushed for 300+ yards:	Darren McFadden vs. South Carolina, 2007 (321)
Rushed for 250+ yards:	Darren McFadden vs. South Carolina, 2007 (321)
Rushed for 200+ yards:	Rawleigh Williams III at Mississippi State, 2016 (205)
Rushed for 175+ yards:	Rawleigh Williams III at Mississippi State, 2016 (205)
Rushed for 150+ yards:	Devwah Whaley at Colorado State, 2018 (165)
Rushed for 125+ yards:	Devwah Whaley at Colorado State, 2018 (165)
Rushed for 100+ yards:	Rakeem Boyd vs. Vanderbilt, 2018 (113)
Rushed for 100+ yards as a true freshman in his first career game:	Chase Hayden vs. Florida A&M, 2017 (120)
Rushed for 100+ yards (quarterback):	Matt Jones vs. Ole Miss, 2004 (126)
Rushed for 150+ yards in consecutive games:	Alex Collins at Texas Tech, 2015 (170) vs. Texas A&M, 2015 (151) at Tennessee, 2015 (154)
Rushed for 100+ yards in consecutive games:	Rakeem Boyd vs. Alabama, 2018 (102) vs. Ole Miss, 2018 (109)
Rushed for 5+ touchdowns:	Alex Collins vs. UT Martin, 2015 (5)
Rushed for 4+ touchdowns:	Rawleigh Williams III at Mississippi State, 2016 (4)
Rushed for 3+ touchdowns:	Rawleigh Williams III at Mississippi State, 2016 (4)
Rushed for 3+ touchdowns (quarterback):	Matt Jones vs. New Mexico State, 2003 (3)
Rushed for 2+ touchdowns:	David Williams vs. Missouri, 2017 (2)
Had three players rush for touchdowns:	Hammonds (1), Whaley (1), Cantrell (1) and Kelley (1) vs. Coastal Carolina, 2017
Had four players rush for touchdowns:	Hammonds (1), Whaley (1), Cantrell (1) and Kelley (1) vs. Coastal Carolina, 2017
Had a run of 80+ yards:	T.J. Hammonds vs. Coastal Carolina, 2017 (88)
Had a run of 70+ yards:	T.J. Hammonds vs. Coastal Carolina, 2017 (88)
Had a run of 60+ yards:	Rakeem Boyd vs. Ole Miss, 2018 (69)
Had a run of 50+ yards:	Rakeem Boyd vs. Ole Miss, 2018 (69)
Had multiple players with a run of 50+ yards:	Rawleigh Williams III (72) & Devwah Whaley (50) at Mississippi State, 2016

PASSING

Passed for 500+ yards:	Tyler Wilson vs. Texas A&M, 2011 (510)
Passed for 450+ yards:	Tyler Wilson vs. Texas A&M, 2011 (510)
Passed for 400+ yards:	Austin Allen vs. Alabama, 2016 (400)
Passed for 300+ yards:	Austin Allen vs. Missouri, 2017 (313)
Passed for 250+ yards:	Ty Storey vs. Eastern Illinois, 2018 (261)
Passed for 200+ yards:	Ty Storey vs. Vanderbilt, 2018 (240)
Attempted 50+ passes:	Brandon Allen vs. Toledo, 2015 (53)
Attempted 45+ passes:	Austin Allen vs. Alabama, 2016 (48)
Attempted 35+ passes:	Ty Storey vs. Vanderbilt, 2018 (36)
Attempted 30+ passes:	Ty Storey vs. Vanderbilt, 2018 (36)
Completed 20+ passes:	Ty Storey vs. Vanderbilt, 2018 (23)
Threw 4+ touchdown passes:	Brandon Allen vs. Mississippi State, 2015 (7)
Threw 3+ touchdown passes:	Ty Storey vs. Eastern Illinois, 2018 (3)
Threw 2+ touchdown passes:	Ty Storey vs. Alabama, 2018 (2)
Threw 2+ touchdown passes in consecutive games:	Austin Allen vs. Texas A&M, 2017 (2) vs. New Mexico State, 2017 (3)
Threw 5+ interceptions:	Lamar McHan at SMU, 1951 (5)
Threw 4+ interceptions:	Cole Kelley vs. North Texas, 2018 (4)
Threw 3+ interceptions:	Cole Kelley vs. North Texas, 2018 (4)
Completed pass for 90+ yards:	Matt Jones at Tennessee, 2002 (92)
Completed pass for 80+ yards:	Tyler Wilson vs. Rutgers, 2012 (80)
Completed pass for 70+ yards:	Austin Allen vs. Texas State, 2016 (73)
Completed pass for 60+ yards:	Cole Kelley at Colorado State, 2018 (64)
Completed pass for 50+ yards:	Cole Kelley at Colorado State, 2018 (64)

RECEIVING

Caught 10+ passes:	Cobi Hamilton vs. LSU, 2012 (10)
Caught 9+ passes:	Drew Morgan at Ole Miss, 2015 (9)
Caught 8+ passes:	Jonathan Nance at South Carolina, 2017 (8)
Caught 7+ passes:	Cheyenne O'Grady vs. Alabama, 2018 (7)
Caught 10+ passes in consecutive games:	Cobi Hamilton vs. Tulsa, 2012 (11) vs. Ole Miss, 2012 (12)
Had 300+ yards receiving:	Cobi Hamilton vs. Rutgers, 2012 (303)
Had 200+ yards receiving:	Cobi Hamilton vs. Rutgers, 2012 (303)
Had 175+ yards receiving:	Cobi Hamilton vs. Tulsa, 2012 (177)
Had 150+ yards receiving:	Drew Morgan vs. Texas A&M, 2015 (155)
Had 100+ yards receiving:	Jordan Jones vs. Eastern Illinois, 2018 (132)
Had 100+ yards receiving in consecutive games:	Jordan Jones vs. Missouri, 2017 (122) vs. Eastern Illinois, 2018 (132)
Had 100+ yards receiving (tight end):	Hunter Henry vs. Mississippi State, 2015 (129)
Caught 3+ TD passes:	Jeremy Sprinkle vs. Mississippi State, 2015 (3)
Caught 2+ TD passes:	Cheyenne O'Grady vs. Alabama, 2018 (2)
Caught 2+ TD passes (tight end):	Cheyenne O'Grady vs. Alabama, 2018 (2)
2+ tight ends caught TD passes:	Hunter Henry (2) & Jeremy Sprinkle (3) vs. Mississippi State, 2015

TOTAL OFFENSE

Had 450+ yards total offense:	Tyler Wilson vs. Texas A&M, 2011 (481)
Had 400+ yards total offense:	Brandon Allen vs. Mississippi State, 2015 (411)
Had 350 yards+ total offense:	Austin Allen vs. Alabama, 2016 (390)
Had 300 yards+ total offense:	Austin Allen vs. Missouri, 2017 (307)
Had 100 yards both passing and rushing:	Matt Jones vs. Ole Miss, 2004 (Rushing - 126, Passing - 108)

SCORING

Accounted for 5+ touchdowns:	Rawleigh Williams III at Mississippi State, 2016 (5)
Accounted for 4+ touchdowns:	Ty Storey vs. Eastern Illinois, 2018 (4)
Accounted for 3+ touchdowns:	Ty Storey vs. Eastern Illinois, 2018 (4)
Scored 4+ touchdowns:	Rawleigh Williams III at Mississippi State, 2016 (5)
Scored 3+ touchdowns:	Rawleigh Williams III at Mississippi State, 2016 (5)
Scored 2+ touchdowns:	Cheyenne O'Grady (2) vs. Alabama, 2018 (2)
Multiple players score 2+ touchdowns:	Chase Hayden (2) and Jonathan Nance (2) vs. New Mexico State, 2017

DEFENSE

Intercepted 3+ passes:	Michael Grant vs. Louisiana-Monroe, 2006 (3)
Intercepted 2+ passes:	Dre Greenlaw vs. Texas A&M, 2018 (2)
Recovered 2+ fumbles:	Chevin Calloway vs. Eastern Illinois, 2018 (2)
Forced 2+ fumbles:	McTelvin Agim at Colorado State, 2018 (2)
Recorded 5+ sacks:	Wayne Martin vs. Ole Miss, 1988 (5.0)
Recorded 3+ sacks:	Chris Smith vs. Southern Miss, 2013 (3.0-22)
Recorded 2+ sacks:	McTelvin Agim vs. Tulsa, 2018 (2.0-11)
Recorded 5+ tackles for loss:	Jermaine Brooks vs. Auburn, 2001 (5-16)
Recorded 3+ tackles for loss:	McTelvin Agim vs. Tulsa, 2018 (3.5-18)
Recorded 20+ tackles:	Jerry Franklin at Mississippi State, 2010 (20)
Recorded 10+ tackles:	De'Jon Harris, Bumper Pool vs. Vanderbilt, 2018 (11, 10)
Recorded 10+ tackles in back-to-back games:	Dre Greenlaw vs. Texas A&M (13) vs. Alabama (13) De'Jon Harris vs. Texas A&M (16) vs. Alabama (11) Santos Ramirez vs. Texas A&M (10) vs. Alabama (12)
Recorded 10+ tackles in three straight games:	De'Jon Harris vs. Texas A&M, 2018 (16) vs. Alabama, 2018 (11) vs. Ole Miss, 2018 (13)
Recorded 15+ tackles in back-to-back games:	Tony Bua vs. Kentucky, 2003 (15) vs. South Carolina, 2003 (19)
Recorded 15+ tackles twice in one season:	Brooks Ellis vs. Alabama, 2015 (15) vs. Mississippi State, 2015 (15)
Returned an interception for a touchdown:	Santos Ramirez vs. Florida, 2016
Returned a fumble for a touchdown:	Briston Guidry (1) vs. Eastern Illinois, 2018

SPECIAL TEAMS

Scored 10+ points kicking:	Connor Limpert vs. Eastern Illinois, 2018 (13)
Made 5+ field goals:	Kendall Trainor vs. Texas A&M, 1988 (5)
Made 4+ field goals:	Connor Limpert vs. Ole Miss, 2018 (4)
Made two field goals of 50+ yards:	Steve Little vs. Oklahoma State, 1976 (53 & 57)
Made one field goal of 50+ yards:	Connor Limpert vs. North Texas, 2018 (54)
Kicked a punt of 70+ yards:	Sam Irwin-Hill vs. South Carolina, 2013 (79)
Kicked a punt of 60+ yards:	Reid Bauer vs. Ole Miss, 2018 (64)
Punted 10+ times:	Toby Baker at Auburn, 2016 (10)
Totalled 175+ kick return yards:	DeCori Birmingham vs. Alabama, 2002 (197)
Totalled 150+ kick return yards:	Dennis Johnson at Texas, 2008 (150)
Totalled 100+ kick return yards:	De'Vion Warren at Coastal Carolina, 2017 (104)
Totalled 50+ punt return yards:	D.J. Dean vs. Nicholls, 2014 (94)

THE LAST TIME AN OPPONENT ...

RUSHING

Had 500+ yards rushing:	at Auburn, 2016 (543)
Had 400+ yards rushing:	at Auburn, 2016 (543)
Had 300+ yards rushing:	Auburn, 2017 (345)
Had 200+ yards rushing:	Vanderbilt, 2018 (250)
Had 70+ rushing attempts:	at Mississippi State, 2010 (70)
Had 60+ rushing attempts:	Missouri, 2017 (60)
Had 50+ rushing attempts:	Missouri, 2017 (60)
Had 7+ rushing TDs:	at Auburn, 2016 (7)
Had 6+ rushing TDs:	at Auburn, 2016 (7)
Had 5+ rushing TDs:	Auburn, 2017 (5)
Had 4+ rushing TDs:	Vanderbilt, 2018 (4)

PASSING

Had 500+ yards passing:	Mississippi State, 2015 (508)
Had 400+ yards passing:	Missouri, 2017 (448)
Had 300+ yards passing:	Ole Miss, 2018 (387)
Had 200+ yards passing:	Ole Miss, 2018 (387)
Had 60+ pass attempts:	Louisiana-Monroe, 2012 (68)
Had 50+ pass attempts:	at Colorado State, 2018 (50)
Had 40+ pass attempts:	North Texas, 2018 (46)
Had 30+ pass attempts:	Ole Miss, 2018 (35)
Had 40+ pass completions:	Louisiana-Monroe, 2012 (42)
Had 30+ pass completions:	at Colorado State, 2018 (32)
Had 25+ pass completions:	Ole Miss, 2018 (26)
Had 20+ pass completions:	Ole Miss, 2018 (26)
Had 5+ passing TDs:	Missouri, 2017 (5)
Had 4+ passing TDs:	Alabama, 2018 (4)
Had 3+ passing TDs:	Alabama, 2018 (4)

RECEIVING

Had two players with 100-yards receiving in a game:	Alabama, 2018 (Jerry Jeudy, 135 - Irv Smith Jr., 123)
Had 4+ players catch 5+ passes:	(Kyle Hicks - 8, K. Turpin - 7, Ty Slanina - 7 & Desmond White - 5) TCU, 2016
Had 3+ players catch 5+ passes:	Missouri, 2017 (J'Mon Moore - 10, Al Okwuegbunam - 5, Nate Brown - 5)
Had 10+ players catch a pass:	UT Martin, 2015 (10)
Had 8+ players catch a pass:	vs. Ole Miss, 2018 (8)

TOTAL OFFENSE

Had 700+ yards total offense:	at Southern California, 2005 (736)
Had 650+ yards total offense:	Missouri, 2017 (696)
Had 600+ yards total offense:	Ole Miss, 2018 (611)
Had 550+ yards total offense:	Ole Miss, 2018 (611)
Had 500+ yards total offense:	Ole Miss, 2018 (611)
Had 400+ yards total offense:	Vanderbilt, 2018 (442)
Had 100+ plays total offense:	Missouri, 2017 (102)
Had 90+ plays total offense:	Missouri, 2017 (102)
Had 80+ plays total offense:	Eastern Illinois, 2018 (81)
Had 75+ plays total offense:	vs. North Texas, 2018 (75)

SCORING

Scored 70+ points:	at Southern California, 2005 (70)
Scored 60+ points:	Alabama, 2018 (65)
Scored 50+ points:	Alabama, 2018 (65)
Scored 40+ points:	Vanderbilt, 2018 (45)
Scored 30+ points:	Vanderbilt, 2018 (45)
Scored a two-point conversion rushing:	at LSU, 2007
Scored a two-point conversion passing:	at Colorado State, 2018
Failed on a two-point conversion attempt:	vs. Texas A&M, 2017

TURNOVERS

Had 5+ fumbles:	Eastern Illinois, 2018 (6, lost 5)
Had 4+ fumbles lost:	Eastern Illinois, 2018 (5)
Had 3+ fumbles lost:	Eastern Illinois, 2018 (5)
Committed 5+ turnovers:	Eastern Illinois, 2018 (5)
Did not commit a turnover:	Alabama, 2018
Intercepted 8+ Arkansas passes:	at SMU, 1951 (8)
Intercepted 7+ Arkansas passes:	at SMU, 1951 (8)
Intercepted 6+ Arkansas passes:	North Texas, 2018 (6)
Intercepted 5+ Arkansas passes:	North Texas, 2018 (6)
Intercepted 4+ Arkansas passes:	North Texas, 2018 (6)
Intercepted 3+ Arkansas passes:	North Texas, 2018 (6)
Returned an interception for a touchdown:	Alabama, 2018
Returned a fumble for a touchdown:	Coastal Carolina, 2017

DEFENSE

Held Arkansas to 10 or fewer first downs:	at Alabama, 2015 (10)
Recorded 9+ sacks:	Oklahoma, 2001 (9.0-55)
Recorded 8+ sacks:	Oklahoma, 2001 (9.0-55)
Recorded 7+ sacks:	Alabama, 2016 (7.0-53)
Recorded 6+ sacks:	vs. Auburn, 2017 (6.0-34)
Scored a safety:	at Auburn, 2008
Held Arkansas to 50 or fewer yards rushing:	at Alabama, 2017 (27)
Held Arkansas to 25 or fewer yards rushing:	at Auburn, 2016 (25)
Held Arkansas to 100 or fewer yards passing:	at Texas Tech, 2014 (61)
Held Arkansas to 50 or fewer yards passing:	South Carolina, 2013 (30)
Held Arkansas to 300 or less yards total offense:	vs. Texas A&M, 2018 (248)
Held Arkansas to 200 or less yards total offense:	Alabama, 2012 (137)
Held Arkansas to 100 or fewer yards both rushing & passing:	Alabama, 2012 (Rush - 58, Pass - 79)

SPECIAL TEAMS

Returned a punt for a TD:	North Texas, 2018
Returned a kickoff for a TD:	vs. Texas A&M, 2018
Punted 10+ times:	Chattanooga, 2007 (12)
Punted 10+ times in consecutive games:	North Texas, 2007 (10)
Did not punt:	Chattanooga, 2007 (12)
Missed a kicking PAT:	Alabama, 2018
Missed two kicking PATs:	Eastern Illinois, 2018
Blocked a field goal:	at LSU, 2017
Blocked a punt:	Kansas State, 2015
	at Auburn, 2018

MISCELLANEOUS

Had 30+ first downs:	Ole Miss, 2018 (32)
Had 10+ penalties:	Missouri, 2017 (10)
Had 100+ yards in penalties:	North Texas, 2018 (102)
Had 35 minutes+ of possession time:	Vanderbilt, 2018 (35:32)
Had two 100-yard rushers and one 100-yard receiver:	Texas A&M, 2017
	(Kellen Mond - 109 rushing, Keith Ford - 102 rushing & Christian Kirk - 110 receiving)
Had one 100-yard rusher and one 100-yard receiver:	at LSU, 2017
	(Derrius Guice - 147 rushing & DJ Chark - 130 receiving)
Had one 100-yard rusher and two 100-yard receivers:	Alabama, 2018
	(Damien Harris - 111 rushing, Jerry Jeudy - 135 receiving & Irv Smith Jr. - 123 receiving)

LAST TIME AN INDIVIDUAL OPPONENT . . .

INDIVIDUAL RUSHING

Rushed 40+ times: Travis Stephens (41), Tennessee (2001)
 Rushed 35+ times: Ish Witter (39), Missouri (2017)
 Rushed 30+ times: Ish Witter (39), Missouri (2017)
 Rushed for 200+ yards: Derrius Guice (252), LSU (2016)
 Rushed for 175+ yards: Derrius Guice (252), LSU (2016)
 Rushed for 150+ yards: Ke'Shawn Vaughn (172), vs. Vanderbilt (2018)
 Rushed for 125+ yards: Ke'Shawn Vaughn (172), vs. Vanderbilt (2018)
 Rushed for 100+ yards: Ke'Shawn Vaughn (172), vs. Vanderbilt (2018)
 Rushed for 4+ touchdowns: Nick Fitzgerald (4), Mississippi State (2016)
 Rushed for 3+ touchdowns: Ke'Shawn Vaughn (3), vs. Vanderbilt (2018)
 Had a run of 80+ yards: Johnathon Johnson (82), Missouri (2016)
 Had a run of 70+ yards: Damien Harris (75), Alabama (2017)
 Had a run of 60+ yards: Ke'Shawn Vaughn (63), vs. Vanderbilt (2018)
 Had a run of 50+ yards: Ke'Shawn Vaughn (63), vs. Vanderbilt (2018)

INDIVIDUAL PASSING

Passed for 500+ yards: Dak Prescott (508), Mississippi State (2015)
 Passed for 450+ yards: Dak Prescott (508), Mississippi State (2015)
 Passed for 400+ yards: Drew Lock (448), Missouri (2017)
 Passed for 300+ yards: Jordan Ta'amu (387), vs. Ole Miss (2018)
 Attempted 60+ passes: Kolton Browning (67), Louisiana-Monroe (2012)
 Attempted 50+ passes: Kenny Hill (56), TCU (2016)
 Attempted 40+ passes: Mason Fine (45), North Texas (2018)
 Completed 40+ passes: Kolton Browning (42), Louisiana-Monroe (2012)
 Completed 30+ passes: K.J. Carta-Samuels (37), at Colorado State (2018)
 Completed 20+ passes: Jordan Ta'amu (26), vs. Ole Miss (2018)
 Threw 5+ touchdown passes: Drew Lock (5), Missouri (2017)
 Threw 4+ touchdown passes: Tua Tagovailoa (4), Alabama (2018)
 Threw 3+ touchdown passes: Tua Tagovailoa (4), Alabama (2018)
 Completed a pass for 90+ yards: Trevor Knight (92), Texas A&M (2016)
 Completed a pass for 80+ yards: Kellen Mond (81), Texas A&M (2017)
 Completed a pass for 70+ yards: Tua Tagovailoa (76), Alabama (2018)
 Completed a pass for 60+ yards: Seth Boomer (65), vs. Tulsa (2018)

INDIVIDUAL RECEIVING

Caught 15+ passes: Willie Gosha (17), Auburn (1995)
 Caught 10+ passes: DaMarkus Lodge (10), vs. Ole Miss (2018)
 Caught 7+ passes: DaMarkus Lodge (10), vs. Ole Miss (2018)
 Had 200+ yards receiving: Jamayel Smith (208), Mississippi State (2007)
 Had 150+ yards receiving: Preston Williams (154), at Colorado State (2018)
 Had 100+ yards receiving: Jerry Jeudy (135) & Irv Smith Jr. (123), Alabama (2018)
 Caught 3+ TD passes: A. Hollins (3), Eastern Illinois (2018)
 Caught 2+ TD passes: Jared Pinkney (2), Vanderbilt (2018)

INDIVIDUAL TOTAL OFFENSE

Had 400+ yards total offense: Jordan Ta'amu (528; Pass - 387, Rush - 141), Ole Miss (2018)
 Had 300+ yards total offense: Jordan Ta'amu (528; Pass - 387, Rush - 141), Ole Miss (2018)
 Had 100 yards both passing and rushing: Jordan Ta'amu (528; Pass - 387, Rush - 141), Ole Miss (2018)

INDIVIDUAL SCORING

Accounted for 6+ touchdowns: Nick Fitzgerald (Mississippi State), 2016 (6)
 Accounted for 5+ touchdowns: Drew Lock (Missouri), 2016 (5)
 Accounted for 4+ touchdowns: Drew Lock (Missouri), 2016 (5)
 Scored 4+ touchdowns: Peyton Barber (Auburn), 2015 (4)
 Scored 3+ touchdowns: Derrius Guice (3), LSU (2017)

INDIVIDUAL DEFENSE

Intercepted 3+ passes: Minkah Fitzpatrick (3), Alabama (2016)
 Intercepted 2+ passes: N. Brooks, K. Muhammad (2,2), North Texas (2018)
 Recorded 3+ sacks: M. Frazier (3.0), Missouri (2016)
 Recorded 2+ sacks: L. Hamilton (2.0), North Texas (2018)

SPECIAL TEAMS

Kicked 5+ field goals: Dan Nystrom (5-5), Minnesota (2002)
 Kicked four field goals: Wyatt Bryan (4-4), at Colorado State (2018)
 Returned a punt for a TD: Keegan Brewer, North Texas (2018)
 Returned a kick for a TD: Jashaun Corbin, vs. Texas A&M (2018)

ARKANSAS BIG PLAYS FROM SCRIMMAGE

Opponent	Rushing					Passing			
	10-19	20-29	30-39	40-49	50+	20-29	30-39	40-49	50+
Eastern Illinois	2	0	0	0	0	0	1	3	1
at Colorado State	9	0	1	0	0	1	0	0	1
North Texas	2	0	0	0	1	1	0	0	0
at Auburn	4	0	0	1	0	0	2	0	0
vs. Texas A&M	2	1	0	0	0	3	1	0	0
Alabama	2	0	2	0	0	2	1	0	0
Ole Miss	8	1	0	0	1	1	3	0	0
Tulsa	5	1	0	0	0	2	1	0	0
Vanderbilt	5	2	1	0	0	2	0	1	0
LSU									
at Mississippi State									
at Missouri									
TOTAL	39	5	4	1	2	12	9	4	2

OPPONENT BIG PLAYS FROM SCRIMMAGE

Opponent	Rushing					Passing			
	10-19	20-29	30-39	40-49	50+	20-29	30-39	40-49	50+
Eastern Illinois	2	1	0	0	0	0	0	1	0
at Colorado State	2	0	0	0	0	3	2	0	1
North Texas	3	1	0	0	0	1	4	0	0
at Auburn	3	0	0	0	0	0	0	1	0
vs. Texas A&M	7	0	0	0	0	3	0	0	0
Alabama	7	2	0	0	0	2	0	2	2
Ole Miss	6	3	0	0	0	1	0	2	1
Tulsa	6	0	0	0	0	0	1	0	1
Vanderbilt	6	1	0	0	1	1	1	1	0
LSU									
at Mississippi State									
at Missouri									
TOTAL	42	8	0	0	1	11	8	7	5

FIRST DOWN GAME LOG

Arkansas					Opponents				
Opponent	Rush	Pass	Penalty	Total	Opponent	Rush	Pass	Penalty	Total
Eastern Illinois	5	13	0	18	Eastern Illinois	8	11	2	21
at Colorado State	16	5	3	24	at Colorado State	5	14	2	21
North Texas	4	12	4	20	North Texas	3	11	14	18
at Auburn	6	5	2	13	at Auburn	6	6	1	13
vs. Texas A&M	3	8	0	11	vs. Texas A&M	11	10	3	24
Alabama	7	12	3	22	Alabama	11	13	0	24
Ole Miss	17	7	3	27	Ole Miss	15	15	2	32
Tulsa	12	6	2	20	Tulsa	9	5	1	15
Vanderbilt	8	12	1	21	Vanderbilt	15	8	2	25
LSU					LSU				
at Mississippi State					at Mississippi State				
at Missouri					at Missouri				
TOTAL	78	80	18	176	TOTAL	83	93	27	193

TURNOVER CHART

Takeaways					Giveaways				
Opponent	Fumbles	Interceptions	Total	Pts Off	Fumbles	Interceptions	Total	Points Off	Margin
Eastern Illinois	5	0	5	24	0	0	0	0	+5
at Colorado State	1	1	2	7	0	2	2	6	0
North Texas	1	0	1	0	0	6	6	24	-5
at Auburn	0	0	0	0	1	1	2	3	-2
vs. Texas A&M	0	2	2	0	0	1	1	0	+1
Alabama	0	0	0	0	2	1	3	21	-3
Ole Miss	0	1	1	7	0	1	1	0	0
Tulsa	1	1	2	3	1	1	2	0	0
Vanderbilt	0	0	0	0	0	2	2	14	-2
LSU									
at Mississippi State									
at Missouri									
TOTAL	8	5	13	41	4	15	19	68	-6

DRIVE SUPERLATIVES

Longest Drive

By No. of Plays
By No. of Yards
By Time of Possession

Arkansas

16 (74 yards, 8:19) vs. Tulsa, FG
92 (8 plays, 3:45) vs. Vanderbilt, TD
6:38 (10 plays, 33 yards) vs. Ole Miss, Punt

Opponents

15 (63 yards, 5:28) vs. Eastern Illinois, Missed FG
99 (5 plays, 1:55) vs. Alabama, TD
7:24 (14 plays, 57 yards) vs. Vanderbilt, FG

Shortest Drive

By No. of Plays
By No. of Yards
By Time of Possession

Arkansas

1 (16x) last (-2 yards, 0:11) vs. Tulsa, End of Game
-15 (1 plays, 0:13) vs. Ole Miss, Interception
0:01 (1 plays, -1 yard) vs. Texas A&M, End of Half

Opponents

1 (10x) last (-1 yards, 0:14) vs. Vanderbilt, End of Game
-19 (3 plays, 1:24) vs. Tulsa, Fumble
0:00 (1 plays, 0 yards) at Auburn, Missed FG

Scoring Drive Breakdown

Yardage	ARKANSAS		OPPONENT	
	TD	FG	TD	FG
No drive	1	-	5	-
Neg. Yards	-	-	-	1
0-9	1	-	1	3
10-19	-	2	-	1
20-29	2	-	2	-
30-39	-	1	2	-
40-49	2	2	4	3
50-59	1	6	2	3
60-69	2	3	3	1
70-79	13	2	12	1
80-89	2	-	4	-
90-99	2	-	3	-
TOTALS	27	16	38	13

Game-Opening Drives

OPP	ARKANSAS			OPPONENTS		
	PTS	ISTS	YDS	PTS	ISTS	YDS
Eastern Illinois	0	0	9	3	1	16
at Colorado St.	0	0	-2	3	0	6
North Texas	0	2	10	0	0	12
at Auburn	0	1	10	7	2	27
vs. Texas A&M	0	0	2	7	5	69
Alabama	0	2	34	7	1	76
Ole Miss	3	2	41	3	1	56
Tulsa	0	1	11	0	1	11
Vanderbilt	7	4	75	7	3	89
LSU						
at Miss. St.						
at Missouri						
TOTALS	10	12	190	37	44	362

Second Half-Opening Drives

OPP	ARKANSAS			OPPONENTS		
	PTS	ISTS	YDS	PTS	ISTS	YDS
Eastern Illinois	0	0	9	3	1	16
at Colorado St.	7	5	91	0	1	29
North Texas	0	2	29	3	4	72
at Auburn	3	2	68	0	0	7
vs. Texas A&M	3	2	46	0	1	11
Alabama	0	1	20	7	2	44
Ole Miss	3	4	55	7	2	79
Tulsa	0	0	-3	0	0	-1
Vanderbilt	3	2	35	0	0	4
LSU						
at Miss. St.						
at Missouri						
TOTALS	19	18	350	20	11	261

Three & Out Drives

	ARKANSAS	OPPONENT
	THREE-&-OUTS/DRIVES	THREE-&-OUTS/DRIVES
Eastern Illinois	3/15 (20.0%)	2/15 (13.3%)
at Colorado State	1/15 (6.7%)	3/14 (21.4%)
North Texas	3/20 (15.0%)	7/20 (35.0%)
at Auburn	6/15 (40.0%)	4/15 (26.7%)
vs. Texas A&M	7/13 (53.9%)	1/13 (7.7%)
Alabama	3/12 (25.0%)	0/13 (0.0%)
Ole Miss	0/11 (0.0%)	0/11 (0.0%)
Tulsa	1/13 (7.7%)	3/12 (25.0%)
Vanderbilt	3/12 (25.0%)	2/13 (15.4%)
LSU		
at Mississippi State		
at Missouri		
TOTALS	27/126 (21.4%)	22/126 (17.5%)

ARKANSAS DRIVE CHARTS

Eastern Illinois

Qtr.	Time	Start	Pl-Yds	TOP	Result
1st	14:24	E135	6-18	1:41	*FIELD GOAL
1st	09:15	AR30	7-26	2:50	punt
1st	04:52	E129	3-(-8)	2:29	punt
1st	01:46	E101	0-0	0:00	*TOUCHDOWN
2nd	11:18	AR20	11-80	3:53	*TOUCHDOWN
2nd	07:12	E127	3-27	0:50	*TOUCHDOWN
2nd	03:45	AR15	3-1	0:47	punt
2nd	02:22	AR21	4-79	1:02	*TOUCHDOWN
2nd	00:52	AR43	1-57	0:07	*TOUCHDOWN
3rd	15:00	AR26	3-7	1:20	punt
3rd	11:31	E105	2-5	0:37	*TOUCHDOWN
3rd	05:51	AR36	10-59	5:11	*FIELD GOAL
4th	12:34	AR05	4-7	2:32	punt
4th	07:51	AR28	8-72	4:03	*TOUCHDOWN
4th	01:39	AR28	3-(-7)	0:00	end of game

OPPONENT DRIVE CHARTS

Eastern Illinois

Qtr.	Time	Start	Pl-Yds	TOP	Result
1st	15:00	E126	3-9	0:36	fumble
1st	12:43	E125	10-45	3:28	missed fg
1st	06:25	E109	5-20	1:33	fumble
1st	02:23	E114	2-(-13)	0:37	fumble
1st	01:46	E125	15-63	5:28	missed fg
2nd	07:25	E125	1-2	0:13	fumble
2nd	06:22	E125	6-17	2:37	punt
2nd	02:58	AR47	2-47	0:36	*TOUCHDOWN
2nd	01:20	E125	3-1	0:28	punt
2nd	00:45	E118	1-(-4)	0:45	end of half
3rd	13:40	E147	6-18	2:09	fumble
3rd	10:54	E115	14-85	5:03	*TOUCHDOWN
3rd	00:40	E123	8-26	3:06	punt
4th	10:02	AR37	4-37	2:02	*TOUCHDOWN
4th	03:48	E125	3-4	2:09	punt

ARKANSAS DRIVE CHARTS

at Colorado State

Qtr.	Time	Start	Pl-Yds	TOP	Result
1st	15:00	AR25	3-(-2)	1:03	interception
1st	12:26	AR25	4-18	1:07	punt
1st	08:08	AR27	14-73	6:06	*TOUCHDOWN
1st	00:46	AR27	5-8	1:44	punt
2nd	13:41	AR20	10-70	4:04	*FIELD GOAL
2nd	09:08	AR22	8-65	2:40	*FIELD GOAL
2nd	03:00	AR25	6-22	2:03	interception
2nd	00:32	AR25	1-(-1)	0:32	end of half
3rd	12:26	AR09	9-91	3:51	*TOUCHDOWN
3rd	07:39	AR36	1-64	0:11	*TOUCHDOWN
3rd	06:49	CSU28	4-(-2)	1:22	missed fg
3rd	02:46	AR25	5-25	3:10	punt
4th	11:01	AR26	3-2	1:39	punt
4th	05:09	AR20	4-(-1)	2:31	punt
4th	00:06	AR28	1-10	0:06	end of game

North Texas

Qtr.	Time	Start	Pl-Yds	TOP	Result
1st	15:00	AR20	5-25	2:05	punt
1st	11:26	AR23	1-0	0:07	interception
1st	09:36	AR22	8-41	2:47	punt
1st	06:49	AR23	2-0	0:50	interception
1st	05:04	AR30	6-17	2:54	punt
1st	00:44	AR39	7-61	1:36	*TOUCHDOWN
2nd	12:22	AR15	10-49	2:55	*FIELD GOAL
2nd	08:00	AR20	1-0	0:09	interception
2nd	07:21	AR25	6-55	1:40	missed fg
2nd	02:55	AR14	3-(-6)	1:19	punt
2nd	00:10	AR25	1-6	0:10	end of half
3rd	09:26	AR25	4-29	1:32	interception
3rd	06:17	AR09	6-10	3:37	punt
3rd	01:13	AR07	3-5	1:23	punt
4th	13:22	AR17	4-0	1:49	punt
4th	10:51	AR08	4-7	1:28	punt
4th	07:49	AR20	1-0	0:07	interception
4th	07:42	AR27	3-3	0:57	interception
4th	05:23	AR01	3-3	2:19	punt
4th	01:05	AR32	1-68	0:12	*TOUCHDOWN

at Auburn

Qtr.	Time	Start	Pl-Yds	TOP	Result
1st	15:00	AR25	5-15	2:03	punt
1st	10:36	AR25	11-53	3:59	missed fg
1st	05:21	AR28	3-5	1:44	punt
1st	02:00	AR36	1-6	0:14	fumble
1st	00:21	AR25	7-3	3:42	punt
2nd	10:06	AR20	5-20	2:07	punt
2nd	04:30	AR09	3-3	1:22	punt
2nd	00:49	AR25	5-25	0:49	interception
2nd	00:00	AR33	0-0	0:00	end of half
3rd	13:09	AR21	10-68	3:50	*FIELD GOAL
3rd	09:05	AR25	3-9	1:49	punt
3rd	05:30	AR09	3-9	2:01	punt
3rd	00:47	AR10	10-62	3:38	downs
4th	08:18	AR25	3-(-13)	2:27	punt
4th	03:07	AR25	3-(-2)	2:36	punt

vs. Texas A&M

Qtr.	Time	Start	Pl-Yds	TOP	Result
1st	14:46	AR25	3-2	1:20	punt
1st	08:36	AR11	3-(-7)	1:28	punt
1st	06:26	AR49	3-6	1:58	punt
1st	01:43	AR20	3-(-4)	1:31	punt
2nd	12:36	AR25	7-75	3:01	*TOUCHDOWN
2nd	03:24	AR23	3-0	1:39	punt
2nd	00:01	AR20	1-(-1)	0:01	end of half
3rd	15:00	AR25	9-46	3:44	*FIELD GOAL
3rd	06:19	AR07	3-4	2:18	punt
3rd	02:26	AR02	6-26	2:38	punt
4th	09:33	AR20	3-1	0:59	punt
4th	05:03	AR25	6-75	1:47	*TOUCHDOWN
4th	01:51	AR26	4-19	0:40	interception

OPPONENT DRIVE CHARTS

at Colorado State

Qtr.	Time	Start	Pl-Yds	TOP	Result
1st	13:57	AR43	4-6	1:31	*FIELD GOAL
1st	11:19	CSU17	6-13	3:11	punt
1st	01:56	CSU26	3-15	1:10	interception
2nd	14:02	CSU32	3-0	0:21	punt
2nd	09:34	CSU14	3-(-5)	0:26	punt
2nd	06:28	CSU25	10-47	3:28	*FIELD GOAL
2nd	00:57	AR44	5-18	0:25	*FIELD GOAL
3rd	14:54	CSU20	4-26	2:28	punt
3rd	08:35	CSU25	3-39	0:56	fumble
3rd	07:21	CSU15	3-0	0:32	punt
3rd	05:27	CSU30	7-70	2:41	*TOUCHDOWN
4th	14:36	CSU04	9-96	3:29	*TOUCHDOWN
4th	09:22	CSU36	11-60	4:03	*FIELD GOAL
4th	02:38	CSU41	6-59	2:30	*TOUCHDOWN

North Texas

Qtr.	Time	Start	Pl-Yds	TOP	Result
1st	12:55	NT24	3-7	1:29	punt
1st	11:19	AR44	7-44	1:43	*TOUCHDOWN
1st	06:49	AR00	0-0	0:00	*TOUCHDOWN
1st	05:59	AR08	4-1	0:55	*FIELD GOAL
1st	02:10	NT12	3-6	1:26	punt
2nd	14:08	NT25	4-13	1:46	punt
2nd	09:27	NT25	4-29	1:27	punt
2nd	07:51	AR34	2-34	0:30	*TOUCHDOWN
2nd	05:41	NT20	8-80	2:46	*TOUCHDOWN
2nd	01:36	AR49	7-40	1:26	*FIELD GOAL
3rd	15:00	NT25	14-72	5:34	*FIELD GOAL
3rd	07:54	NT44	3-3	1:37	punt
3rd	02:40	AR49	3-4	1:27	punt
4th	14:50	NT50	3-7	1:28	punt
4th	11:33	NT50	2-42	0:42	fumble
4th	09:23	AR49	3-2	1:34	punt
4th	07:42	AR00	0-0	0:00	*TOUCHDOWN
4th	06:45	AR49	3-4	1:22	punt
4th	03:04	AR37	4-5	1:59	downs
4th	00:53	NT20	1-(-2)	0:53	end of game

at Auburn

Qtr.	Time	Start	Pl-Yds	TOP	Result
1st	12:57	AR27	7-27	2:21	*TOUCHDOWN
1st	06:37	AU22	3-3	1:16	punt
1st	03:37	AU45	5-19	1:37	missed fg
1st	01:46	AR02	4-1	1:25	*FIELD GOAL
2nd	11:39	AU20	3-9	1:33	punt
2nd	07:59	AU24	9-67	3:29	downs
2nd	03:08	AR09	4-9	2:19	*TOUCHDOWN
2nd	00:00	AR33	1-0	0:00	missed fg
3rd	15:00	AU25	3-7	1:51	punt
3rd	09:05	AR00	0-0	0:00	*TOUCHDOWN
3rd	07:16	AU25	3-6	1:46	punt
3rd	03:29	AU40	7-12	2:42	punt
4th	12:09	AU28	8-72	3:51	*TOUCHDOWN
4th	05:51	AR15	4-(-10)	2:36	*FIELD GOAL
4th	00:31	AU38	1-(-2)	0:31	end of game

vs. Texas A&M

Qtr.	Time	Start	Pl-Yds	TOP	Result
1st	15:00	AR00	0-0	0:14	*TOUCHDOWN
1st	13:26	TAMU21	9-79	4:50	*TOUCHDOWN
1st	07:08	TAMU40	2-5	0:42	interception
1st	04:28	TAMU19	5-16	2:45	punt
1st	00:12	TAMU39	7-48	2:36	*FIELD GOAL
2nd	09:35	TAMU25	10-45	6:11	interception
2nd	01:45	TAMU26	9-55	1:44	missed fg
3rd	11:16	TAMU32	6-11	4:57	punt
3rd	04:01	TAMU46	3-4	1:35	punt
4th	14:48	TAMU27	12-58	5:15	missed fg
4th	08:34	TAMU39	7-61	3:31	*TOUCHDOWN
4th	03:16	TAMU25	5-18	1:25	punt
4th	01:11	TAMU26	2-(-2)	1:11	end of game

ARKANSAS DRIVE CHARTS

Alabama

Qtr.	Time	Start	Pl-Yds	TOP	Result
1st	14:39	AR25	9-30	3:48	fumble
1st	10:01	AR25	3-4	1:32	punt
1st	05:38	AR25	11-75	5:14	*TOUCHDOWN
2nd	13:34	AL43	3-42	1:27	fumble
2nd	10:12	AR25	7-75	4:03	*TOUCHDOWN
2nd	02:49	AR25	3-4	0:59	punt
2nd	01:38	AR25	3-7	1:08	punt
3rd	15:00	AR25	6-20	2:59	downs
3rd	08:47	AR25	11-52	5:21	*FIELD GOAL
4th	13:37	AR25	4-15	1:22	interception
4th	12:15	AR25	7-75	3:17	*TOUCHDOWN
4th	01:59	AL22	5-22	1:46	*TOUCHDOWN

Ole Miss

Qtr.	Time	Start	Pl-Yds	TOP	Result
1st	12:49	AR25	11-50	5:08	*FIELD GOAL
1st	06:25	AR22	7-78	3:01	*TOUCHDOWN
1st	01:35	AR20	3-80	1:04	*TOUCHDOWN
2nd	12:23	AR25	5-75	1:33	*TOUCHDOWN
2nd	07:03	AR28	9-52	4:27	*FIELD GOAL
2nd	00:33	AR20	1-(-1)	0:33	end of half
3rd	15:00	AR25	10-55	5:32	*FIELD GOAL
3rd	07:29	AR25	11-57	4:56	*FIELD GOAL
4th	13:47	AR20	10-33	6:38	punt
4th	04:15	AR10	6-23	2:13	punt
4th	00:42	AR43	1-(-15)	0:13	interception

Tulsa

Qtr.	Time	Start	Pl-Yds	TOP	Result
1st	15:00	AR25	5-11	2:22	interception
1st	10:03	AR20	8-29	4:00	punt
1st	03:34	AR25	9-60	4:20	*FIELD GOAL
2nd	12:27	AR44	3-5	1:26	punt
2nd	08:46	AR41	5-18	2:48	punt
2nd	04:54	TU49	8-49	3:29	*TOUCHDOWN
2nd	00:04	AR20	1-(-2)	0:04	end of half
3rd	13:33	TU43	1-(-3)	0:06	fumble
3rd	12:03	TU27	7-10	2:56	*FIELD GOAL
3rd	07:01	TU40	3-40	1:23	*TOUCHDOWN
3rd	02:22	AR09	8-41	4:02	punt
4th	09:39	AR20	16-74	8:19	*FIELD GOAL
4th	00:11	AR18	1-(-2)	0:11	end of game

Vanderbilt

Qtr.	Time	Start	Pl-Yds	TOP	Result
1st	15:00	AR25	9-75	3:05	*TOUCHDOWN
1st	08:02	AR25	6-36	3:57	punt
1st	02:23	AR39	3-1	0:58	interception
2nd	13:46	AR16	3-0	1:43	punt
2nd	10:30	AR08	8-92	3:45	*TOUCHDOWN
2nd	05:14	AR25	3-7	1:22	punt
2nd	00:57	AR16	8-42	0:57	missed fg
3rd	12:19	AR28	9-35	3:40	*FIELD GOAL
3rd	01:15	AR25	3-6	1:03	punt
4th	11:31	AR25	6-75	2:06	*TOUCHDOWN
4th	04:40	AR24	2-3	0:46	interception
4th	01:20	AR25	7-75	1:06	*TOUCHDOWN

OPPONENT DRIVE CHARTS

Alabama

Qtr.	Time	Start	Pl-Yds	TOP	Result
1st	15:00	AL24	1-76	0:21	*TOUCHDOWN
1st	10:51	AL45	2-55	0:50	*TOUCHDOWN
1st	08:29	AL24	8-76	2:51	*TOUCHDOWN
1st	00:24	AL34	4-9	1:50	downs
2nd	12:07	AL01	5-99	1:55	*TOUCHDOWN
2nd	06:09	AL26	8-74	3:20	*TOUCHDOWN
2nd	01:50	AL40	1-60	0:12	*TOUCHDOWN
2nd	00:30	AL33	2-9	0:30	end of half
3rd	12:01	AR44	7-44	3:14	*TOUCHDOWN
3rd	03:26	AL33	10-58	4:49	*FIELD GOAL
4th	12:15	AR00	0-0	0:00	*TOUCHDOWN
4th	08:58	AL28	11-72	6:59	*TOUCHDOWN
4th	00:13	AL27	1-(-3)	0:13	end of game

Ole Miss

Qtr.	Time	Start	Pl-Yds	TOP	Result
1st	15:00	OM25	6-56	2:11	*FIELD GOAL
1st	07:41	OM25	4-18	1:16	punt
1st	03:24	OM25	5-40	1:49	interception
1st	00:31	OM25	9-75	3:08	*TOUCHDOWN
2nd	10:50	OM40	9-33	3:47	missed fg
2nd	02:36	OM23	10-77	2:03	*TOUCHDOWN
3rd	09:28	OM21	5-79	1:59	*TOUCHDOWN
3rd	02:33	OM25	10-64	3:46	missed fg
4th	07:09	OM16	10-84	2:54	*TOUCHDOWN
4th	02:02	OM03	7-97	1:20	*TOUCHDOWN
4th	00:29	OM42	1-13	0:29	end of game

Tulsa

Qtr.	Time	Start	Pl-Yds	TOP	Result
1st	12:38	AR23	7-11	2:35	missed fg
1st	06:03	TU15	7-60	2:29	missed fg
2nd	14:14	TU25	5-15	1:47	punt
2nd	11:01	TU10	8-49	2:15	downs
2nd	05:58	TU11	3-2	1:04	punt
2nd	01:25	TU25	5-23	1:21	interception
3rd	15:00	TU10	3-(-1)	1:27	punt
3rd	13:27	TU46	3-(-19)	1:24	fumble
3rd	09:07	TU04	3-(-2)	2:06	punt
3rd	05:38	TU10	9-34	3:16	punt
4th	13:20	TU18	8-37	3:41	punt
4th	01:20	TU21	6-61	1:09	downs

Vanderbilt

Qtr.	Time	Start	Pl-Yds	TOP	Result
1st	11:55	VU11	7-89	3:53	*TOUCHDOWN
1st	04:05	VU20	3-(-4)	1:42	punt
1st	01:25	AR42	6-42	2:39	*TOUCHDOWN
2nd	12:03	AR44	3-4	1:33	punt
2nd	06:45	VU35	3-65	1:31	*TOUCHDOWN
2nd	03:52	VU21	5-3	2:55	punt
2nd	00:00	VU30	0-0	0:00	end of half
3rd	15:00	VU20	4-4	2:41	punt
3rd	08:39	VU25	14-57	7:24	*FIELD GOAL
3rd	00:12	VU24	7-76	3:41	*TOUCHDOWN
4th	09:25	VU25	9-75	4:45	*TOUCHDOWN
4th	03:54	AR29	7-29	2:34	*TOUCHDOWN
4th	00:14	VU16	1-(-2)	0:14	end of game

ALPHABETICAL ROSTER

No.	Name	Pos.
68	Kirby Adcock	OL
3	McTelvin Agim	DL
19	Courtne Alexander	DL
84	Peyton Ausley	WR
81	Jarrold Barnes	WR
28	Reid Bauer	P
86	Jamario Bell	DL
35	Matt Berry	DB
15	LaDarius Bishop	DB
45	Simeon Blair	DB
21	Montaric Brown	DB
5	Rakeem Boyd	RB
1	Chevin Calloway	DB
44	Austin Cantrell	TE
54	Austin Capps	OL
46	Damani Carter	DL
39	Colton Chapin	DB
66	Ty Clary	OL
57	Shane Clinin	OL
54	Terrell Collins	LB
1	Jared Cornelius	WR
82	Gary Cross	WR
2	Kamren Curl	DB
32	Jordon Curtis	DB
13	Nate Dalton	DB
22	Deon Edwards	LB
86	Tobias Enlow	WR
99	Billy Ferrell	DL
17	Joseph Foucha	DB
51	Hjalte Froholdt	OL
48	Nicholas Fulwider	DL
73	Noah Gatlin	OL
5	Dorian Gerald	DL
62	Johnny Gibson Jr.	OL
23	Dre Greenlaw	LB
7	Briston Guidry	DL
89	Grayson Gunter	TE
92	Elias Hale	DL
67	Tyler Hall	OL
6	T.J. Hammonds	RB
14	Chase Harrell	WR
8	DeJon Harris	LB
2	Chase Hayden	RB
69	Dylan Hays	OL
27	Hayden Henry	LB
64	Audry Horn	OL
58	Griffin Hunt	DL
11	Daulton Hyatt	QB
74	Colton Jackson	OL
34	Kendrick Jackson	FB
3	Koilan Jackson	WR
4	Alexy Jean-Baptiste	LB
18	Blake Johnson	P
32	Hayden Johnson	FB
9	John Stephen Jones	QB
10	Jordan Jones	WR
15	Cole Kelley	QB
87	Blake Kern	TE
43	Jake Kuykendall	DB
20	Giovanni LaFrance	LB
19	Connor Limpert	K
14	Jack Lindsey	QB
35	Cooper Lucas	LB
26	Ryder Lucas	DB
73	Deion Malone	OL
43	George Madden	LS
42	Jonathan Marshall	DL
18	Myles Mason	DB
24	Jarques McClellion	DB

NUMERICAL ROSTER

No.	Name	Pos.	Ht.	Wt.	Cl.	Exp.	Hometown (Previous School)
1	Chevin Calloway	DB	5-10	192	So.	1L	Dallas, Texas (Bishop Dunne HS)
1	Jared Cornelius	WR	5-11	203	Sr.	4L	Shreveport, La. (Evangel Christian Academy)
2	Kamren Curl	DB	6-2	201	So.	1L	San Diego, Calif. (Muskogee [Okla.] HS)
2	Chase Hayden	RB	5-10	200	So.	1L	Memphis, Tenn. (Saint George's Independent School)
3	McTelvin Agim	DL	6-3	279	Jr.	2L	Texarkana, Texas (Hope [Ark.] HS)
3	Koilan Jackson	WR	6-2	211	R-Fr.	RS	Little Rock, Ark. (Joe T. Robinson HS)
3	Deon Stewart	WR	5-11	161	Jr.	2L	Hardy, Ark. (Highland HS)
4	Alexy Jean-Baptiste	LB	6-2	235	So.	SQ	Pompano Beach, Fla. (Coconut Creek HS)
4	Ty Storey	QB	6-2	215	Jr.	1L	Charleston, Ark. (Charleston HS)
5	Rakeem Boyd	RB	6-0	200	So.	JC	Stratford, Texas (Independence [Kan.] CC)
5	Dorian Gerald	DL	6-3	260	Jr.	JC	Florence, S.C. (College of the Canyons [Calif.] CC)
6	T.J. Hammonds	RB	5-10	205	Jr.	2L	Little Rock, Ark. (Joe T. Robinson HS)
6	Gabe Richardson	DL	6-3	240	Jr.	SQ	Decatur, Ga. (Hutchinson [Kan.] CC)
7	Briston Guidry	DL	6-2	292	So.	1L	Kenner, La. (Archbishop Rummel HS)
8	DeJon Harris	LB	6-0	245	Jr.	2L	Harvey, La. (John Ehret HS)
8	Mike Woods	WR	6-1	190	Fr.	HS	Magnolia, Texas (Magnolia HS)
9	John Stephen Jones	QB	5-11	194	Fr.	HS	Dallas, Texas (Highland Park HS)
9	Santos Ramirez	DB	6-2	204	Sr.	3L	Shreveport, La. (Evangel Christian Academy)
9	De'Vion Warren	WR	5-10	180	So.	1L	Monroe, La. (Ouachita Parish HS)
10	Jordan Jones	WR	6-1	180	So.	1L	Smackover, Ark. (Smackover HS)
10	Randy Ramsey	DL	6-4	234	Sr.	3L	Fort Lauderdale, Fla. (Dillard HS)
11	Daulton Hyatt	QB	6-4	196	R-Fr.	RS	Arab, Ala. (Etowah HS)
11	Ryan Pulley	DB	5-11	198	Jr.	2L	Fort Myers, Fla. (Island Coast HS)
13	Nate Dalton	DB	6-3	195	Jr.	1L	Baton Rouge, La. (Cypress Falls HS)
13	Connor Noland	QB	6-2	207	Fr.	HS	Greenwood, Ark. (Greenwood HS)
14	Chase Harrell	WR	6-4	215	Jr.	TR	Huffman, Texas (Kansas)
14	Britto Tutt	DB	6-1	180	Jr.	1L	Augusta, Ga. (Ventura [Calif.] College)
14	Jack Lindsey	QB	6-2	195	So.	SQ	Fayetteville, Ark. (Springdale HS)
14	Nathan Parodi	DB	5-9	161	Fr.	HS	Austin, Texas (Lake Travis HS)
15	LaDarius Bishop	DB	6-0	196	Fr.	HS	Ashdown, Ark. (Ashdown HS)
15	Cole Kelley	QB	6-7	258	So.	1L	Lafayette, La. (Teurlings Catholic HS)
16	La'Michael Pettway	WR	6-2	219	Jr.	2L	Nashville, Ark. (Nashville HS)
16	Bumper Pool	LB	6-2	223	Fr.	HS	Lucas, Texas (Lovejoy HS)
17	Joe Foucha	DB	5-11	198	Fr.	HS	New Orleans, La. (McDonogh 35 HS)
17	Jimmie Stoudemire	WR	6-2	205	Jr.	JC	Prattville, Ala. (Riverside City [Calif.] College)
18	Blake Johnson	P	6-1	178	Jr.	1L	Long Beach, Calif. (Los Alamitos HS)
18	Myles Mason	DB	6-2	208	Fr.	HS	Trussville, Ala. (Hewitt-Trussville HS)
18	Jeremy Patton	TE	6-5	253	Sr.	1L	Indianapolis, Ind. (Arizona Western College)
19	Courtne Alexander	DL	6-5	239	Fr.	HS	Owasso, Okla. (Owasso HS)
19	Connor Limpert	K	6-1	175	Jr.	2L	Allen, Texas (Allen HS)
19	Tyson Morris	WR	6-1	200	R-Fr.	RS	Helena-West Helena, Ark. (Fayetteville HS)
20	Giovanni LaFrance	LB	6-1	242	So.	SQ	New Orleans, La. (Saint Augustine HS)
21	Montaric Brown	DB	6-0	187	R-Fr.	RS	Ashdown, Ark. (Ashdown HS)
21	Devwah Whaley	RB	5-11	209	Jr.	2L	Beaumont, Texas (Central HS)
22	Deon Edwards	LB	6-1	213	So.	1L	Clermont, Fla. (Lake Minneola HS)
23	Dre Greenlaw	LB	6-0	227	Sr.	3L	Fayetteville, Ark. (Fayetteville HS)
23	Maleek Williams	RB	5-11	226	R-Fr.	RS	Punta Gorda, Fla. (Charlotte HS)
24	Jarques McClellion	DB	6-0	173	R-Fr.	RS	Lake Worth, Fla. (American Heritage School)
24	Kasey Montrois	RB	5-10	192	R-Fr.	HS	West Palm Beach, Fla. (Berean Christian HS)
25	Micahh Smith	DB	6-0	203	So.	1L	Marshall, Texas (Marshall HS)
26	Ryder Lucas	DB	6-0	188	Sr.	3L	The Woodlands, Texas (The Woodlands College Park HS)
27	Hayden Henry	LB	6-2	220	So.	1L	Little Rock, Ark. (Pulaski Academy)
28	Andrew Parker	LB	6-2	238	Fr.	HS	New Orleans, La. (Sophie B. Wright HS)
28	Reid Bauer	P	5-11	198	Fr.	HS	Magnolia, Texas (Magnolia HS)
29	Derrick Munson	DB	5-11	200	So.	1L	New Orleans, La. (Archbishop Rummel HS)
30	Kevin Richardson	DB	5-11	180	Sr.	3L	Jacksonville, Fla. (Jacksonville HS)
31	Grant Morgan	LB	5-11	220	So.	1L	Greenwood, Ark. (Greenwood HS)
32	Jordon Curtis	DB	6-0	179	R-Fr.	RS	Jenks, Okla. (Jenks HS)
32	Hayden Johnson	FB	6-2	249	Jr.	2L	Columbia, Mo. (Rock Bridge HS)
33	Dee Walker	LB	6-2	216	So.	1L	Moultrie, Ga. (Colquitt County HS)
34	Kendrick Jackson	FB	6-0	259	Sr.	3L	Haynesville, La. (Haynesville HS)
34	Tyler Phillips	LB	6-1	219	Jr.	1L	North Little Rock, Ark. (North Little Rock HS)
35	Matt Berry	DB	5-10	197	Jr.	TR	Booneville, Ark. (Ouachita Baptist University)
35	Cooper Lucas	LB	5-10	225	Fr.	HS	Lamar, Mo. (Lamar HS)
36	D'Vone McClure	LB	6-2	215	So.	1L	Rixey, Ark. (Jacksonville HS)
37	Brenden Young	DB	6-1	198	Jr.	1L	Little Rock, Ark. (Ouachita Baptist University)
38	Jonathan Meadors	WR	5-8	165	Fr.	HS	Plano, Texas (Plano East HS)
38	Jayden Minchew	DB	6-1	190	So.	TR	Springdale, Ark. (Dartmouth)
39	Colton Chapin	DB	5-11	170	Fr.	HS	Carrollton, Texas (Hebron HS)
39	Thomas Muldrow	WR	5-11	190	Fr.	HS	Gurdon, Ark. (Prescott HS)

NUMERICAL ROSTER

No.	Name	Pos.	Ht.	Wt.	Cl.	Exp.	Hometown (Previous School)
40	Trey Purifoy	TE	6-7	237	Jr.	TR	Little Rock, Ark. (Ouachita Baptist University)
42	Jonathan Marshall	DL	6-3	293	So.	1L	Shepherd, Texas (Shepherd HS)
43	Jake Kuykendall	DB	5-10	181	Fr.	HS	Charleston, Ark. (Charleston HS)
43	George Madden	LS	6-1	207	Jr.	SQ	Blanchard, Okla. (Blanchard HS)
44	Austin Cantrell	TE	6-3	263	Jr.	2L	Roland, Okla. (Roland HS)
44	Cameron Vail	DB	6-1	180	Fr.	HS	Bryant, Ark. (Bryant HS)
45	Simeon Blair	DB	5-10	201	Fr.	HS	Pine Bluff, Ark. (Pine Bluff HS)
46	Damani Carter	DL	5-11	248	Jr.	1L	Fayetteville, Ark. (Fayetteville HS)
47	Tyler Pennington	LB	5-10	222	R-Fr.	RS	Cary, Ill. (Cary-Grove HS)
48	Nicholas Fulwider	DL	6-7	260	Fr.	HS	Tyrone, Ga. (Sandy Creek HS)
48	Jordan Silver	LS	6-1	217	R-Fr.	RS	Branson, Mo. (Branson HS)
49	McKinley Williams	LB	6-4	196	Fr.	HS	Sheridan, Ark. (Sheridan HS)
51	Hjalte Froholdt	OL	6-5	315	Sr.	3L	Svendborg, Denmark (IMG [Fla.] Academy)
52	T.J. Smith	DL	6-3	304	Jr.	2L	Moultrie, Ga. (Colquitt County HS)
54	Austin Capps	OL	6-4	311	Jr.	2L	Star City, Ark. (Star City HS)
54	Terrell Collins	LB	6-0	245	So.	SQ	St. Louis, Mo. (Iowa Western CC)
57	Shane Clenin	OL	6-6	302	R-Fr.	RS	Festus, Mo. (Jefferson HS)
58	Griffin Hunt	DL	6-4	222	Fr.	HS	Lucas, Texas (Lovejoy HS)
60	Brian Wallace	OL	6-6	318	Sr.	3L	Florissant, Mo. (Christian Brothers College HS)
62	Johnny Gibson Jr.	OL	6-4	324	Sr.	2L	Dumas, Ark. (Dumas HS)
64	Audry Horn	OL	6-2	290	R-Fr.	RS	Benton, Ark. (Little Rock Catholic HS)
66	Ty Clary	OL	6-4	287	So.	1L	Fayetteville, Ark. (Fayetteville HS)
67	Tyler Hall	OL	6-4	292	So.	SQ	Maumelle, Ark. (Maumelle HS)
68	Kirby Adcock	OL	6-5	280	R-Fr.	RS	Nashville, Ark. (Nashville HS)
69	Dylan Hays	OL	6-3	294	So.	1L	Little Rock, Ark. (Little Rock Christian Academy)
71	Ryan Winkel	OL	6-6	286	Fr.	HS	Memphis, Tenn. (Christian Brothers HS)
73	Noah Gatlin	OL	6-7	293	Fr.	HS	Jonesboro, Ark. (Jonesboro HS)
73	Deion Malone	OL	6-3	293	Sr.	SQ	Batesville, Miss. (Northwest CC)
74	Colton Jackson	OL	6-5	301	Jr.	2L	Conway, Ark. (Conway HS)
75	Silas Robinson	OL	6-4	308	Fr.	HS	Yoakum, Texas (Yoakum HS)
78	Dalton Wagner	OL	6-9	300	R-Fr.	RS	Spring Grove, Ill. (Richmond Burton HS)
79	Jalen Merrick	OL	6-4	318	Jr.	2L	Oak Hill, Fla. (New Smyrna Beach HS)
80	Matthew Phillips	P	5-10	180	Fr.	HS	Brentwood, Tenn. (Brentwood HS)
81	Jarrold Barnes	WR	5-11	183	So.	SQ	Cabot, Ark. (Cabot HS)
82	Gary Cross	WR	6-1	188	Sr.	1L	Fordyce, Ark. (Hutchinson [Kan.] CC)
83	Preston Stafford	K	5-10	166	Fr.	HS	Baton Rouge, La. (Catholic HS)
84	Peyton Ausley	WR	6-2	176	Fr.	HS	Austin, Texas (Vandegrift High School)
85	Cheyenne O'Grady	TE	6-4	251	Jr.	1L	Fayetteville, Ark. (Fayetteville HS)
86	Jamario Bell	DL	6-5	247	Jr.	SQ	Junction City, Ark. (Junction City HS)
86	Tobias Enlow	WR	6-2	207	So.	SQ	North Little Rock, Ark. (North Little Rock HS)
87	Blake Kern	TE	6-4	257	So.	SQ	Lamar, Ark. (Lamar HS)
89	Grayson Gunter	TE	6-6	238	So.	1L	Madison, Miss. (Madison Central HS)
90	Armon Watts	DL	6-5	298	Sr.	1L	St. Louis, Mo. (Christian Brothers College HS)
91	Michael Taylor II	DL	6-2	248	Sr.	SQ	Orlando, Fla. (Riverside City [Calif.] College)
92	Elias Hale	DL	6-4	237	So.	SQ	Fayetteville, Ark. (Fayetteville HS)
93	Chad Stephens	P	5-11	188	So.	SQ	Owasso, Okla. (Dodge City CC)
93	Isaiah Nichols	DL	6-3	273	Fr.	HS	Springdale, Ark. (Springdale HS)
94	David Porter	DL	6-3	262	R-Fr.	RS	Little Rock, Ark. (Joe T. Robinson HS)
99	Billy Ferrell	DL	6-3	343	Fr.	HS	Fordyce, Ark. (Fordyce HS)

Roster by Class: Senior - 15 | Junior - 30 | Sophomore - 30 | Freshman - 44

FOOTBALL STAFF

Coaching Staff

Chad Morris Head Coach	1st Season
John Chavis Defensive Coordinator/LBs	1st Season
Joe Craddock Offensive Coordinator/QBs	1st Season
Steve Caldwell Defensive Line	1st Season
Ron Cooper Secondary	1st Season
Dustin Fry Offensive Line	1st Season
Barry Lunney Jr. Tight Ends	6th Season
John Scott Jr. Defensive Line	2nd Season
Jeff Traylor Associate Head Coach/RBs	1st Season
Mark Smith Secondary	1st Season
Justin Stepp Wide Receivers	1st Season

Graduate Assistants

Kelvin Bolden Offense	1st Season
Ty Gatson Offense	1st Season
Imarjaye Albury Defense	1st Season
Eric Ponio Defense	1st Season

Quality Control/Analysts

Tanner Burns Special Teams	5th Season
Jordan Traylor Offense	1st Season
Will Bryant Offense	1st Season
Xavier Adibi Defense	1st Season
Corey Chamblin Defense	1st Season
John Roberts Defense	4th Season
GJ Kinne Offensive Analyst	1st Season

Support Staff

Randy Ross Football Operations	1st Season
Trumain Carroll Strength & Conditioning	1st Season
Dave Polanski Athletic Training	1st Season
Taylor Edwards Recruiting	1st Season
Bobby Allen HS/NFL Relations	6th Season
Sam Ogden Video	1st Season
Jake Rosch Equipment	5th Season

ALPHABETICAL ROSTER

No.	Name	Pos.
36	D'Vone McClure	LB
79	Jalen Merrick	OL
38	Jayden Minchew	DB
24	Kasey Monstros	RB
31	Grant Morgan	LB
19	Tyson Morris	WR
39	Thomas Muldrow	WR
29	Derrick Munson	DB
93	Isaiah Nichols	DL
13	Connor Noland	QB
85	Cheyenne O'Grady	TE
28	Andrew Parker	LB
14	Nathan Parodi	DB
18	Jeremy Patton	TE
16	La'Michael Pettway	WR
47	Tyler Pennington	LB
80	Matthew Phillips	P
34	Tyler Phillips	LB
16	Bumper Pool	LB
94	David Porter	DL
11	Ryan Puley	DB
40	Trey Purifoy	TE
9	Santos Ramirez	DB
10	Randy Ramsey	DL
6	Gabe Richardson	DL
30	Kevin Richardson	DB
75	Silas Robinson	OL
48	Jordan Silver	LS
25	Micahh Smith	DB
52	T.J. Smith	DL
83	Preston Stafford	K
92	Chad Stephens	P
3	Deon Stewart	WR
4	Ty Storey	QB
17	Jimmie Stoudemire	WR
91	Michael Taylor II	DL
14	Britto Tutt	DB
44	Cameron Vail	DB
78	Dalton Wagner	OL
33	Dee Walker	LB
60	Brian Wallace	OL
9	De'Vion Warren	WR
90	Armon Watts	DL
21	Devwah Whaley	RB
49	McKinley Williams	LB
71	Ryan Winkel	OL
23	Maleek Williams	RB
8	Michael Woods	WR
37	Brenden Young	DB

PRONUNCIATIONS

Courtne Alexander	core-TRAY
McTelvin Agim	UH-geem
Peyton Ausley	OZ-lee
Jarrold Barnes	JUH-rod
Chevin Calloway	Ch-evin
Tobias Enlow	N-low
Joseph Foucha	foo-SHAY
Hjalte Froholdt	YELL-duh FRO-holt
De'Jon Harris	DEE-jhon
Koilan Jackson	Coy-Lynn
Barry Lunney Jr.	LUHN-ee
Jarques McClellion	JAR-kezz
D'Vone McClure	de-VON
Nathan Parodi	pa-ro-DEE
Britto Tutt	BREE-toe
Devwah Whaley	DEV-wah



McTELVIN AGIM

3

Defensive Line | 6-3 | 279 | Junior
Texarkana, Texas | Hope (Ark.) HS

QUICK HITS

- Recorded at least 0.5 TFL in 21 of 34 career games, including seven of the last 10.
- Arkansas' active career leader in tackles for loss (21.0).
- Ranked 17th in the SEC in tackles for loss with 7.5.
- Tied his career high in tackles (9) against Mississippi State (11/24/17).
- One of four SEC players to force multiple fumbles in a conference game last season.

CAREER STATS

	GP/GS	UA	A	ToT	TFL-YDS	SCK-YDS	FF	FR-YDS	INT-YDS	QBH	BRUP
2016	13/5	8	19	27	5.5-23	2.5-13	0	0-0	0-0	2	0
2017	12/11	15	22	37	7.5-33	2.5-19	2	0-0	0-0	3	3
2018	9/9	16	17	33	8.0-37	3.5-20	2	1-0	0-0	11	1
TOTAL	34/25	39	58	97	21.0-93	8.5-52	4	1-0	0-0	16	4

GAME-BY-GAME STATS

	GP/GS	UA	A	ToT	TFL-YDS	SCK-YDS	FF	FR-YDS	INT-YDS	QBH	BRUP
EASTERN ILLINOIS	1/1	2	1	3	1.0-1	0.0-0	0	0-0	0-0	2	1
at Colorado State	1/1	2	2	4	1.0-7	0.0-0	2	1-0	0-0	2	0
NORTH TEXAS	1/1	1	1	2	0.5-1	0.0-0	0	0-0	0-0	3	0
at Auburn	1/1	3	0	3	1.0-6	1.0-6	0	0-0	0-0	0	0
vs. Texas A&M	1/1	2	1	3	0.0-0	0.0-0	0	0-0	0-0	0	0
ALABAMA	1/1	1	5	6	0.5-1	0.0-0	0	0-0	0-0	0	0
OLE MISS	1/1	2	1	3	0.0-0	0.0-0	0	0-0	0-0	0	0
TULSA	1/1	2	5	7	3.5-18	2.0-11	0	0-0	0-0	3	0
VANDERBILT	1/1	1	1	2	0.5-3	0.5-3	0	0-0	0-0	1	0
LSU											
at Mississippi State											
at Missouri											
TOTAL	9/9	16	17	33	8.0-37	3.5-20	2	1-0	0-0	11	1

SEASON HIGHS

Tackles	7 vs. Tulsa (10/20/18)
Tackles For Loss	3.5 vs. Tulsa (10/20/18)
Sacks	2.0 vs. Tulsa (10/20/18)
QB Hurries	3 (2x) last vs. Tulsa (10/20/18)
Pass Breakups	1 vs. Eastern Illinois (9/1/18)
Forced Fumbles	2 at Colorado State (9/8/18)

CAREER HIGHS

Tackles	9 vs. TCU (9/9/17)
Tackles For Loss	3.5 vs. Tulsa (10/20/18)
Sacks	2.0 vs. Tulsa (10/20/18)
QB Hurries	3 vs. North Texas (9/15/18)
Pass Breakups	1 (4x) vs. Eastern Illinois (9/1/18)
Forced Fumbles	2 (2x) last at Colorado State (9/8/18)



RAKEEM BOYD

5

Running Back | 6-0 | 200 | Sophomore
Stratford, Texas | Independence CC (Kansas)

QUICK HITS

- First Hog to have 100+ rushing yards against Alabama since Darren McFadden's 195 in 2007.
- Just the 15th player to have 100+ rushing yards against Alabama since 2007.
- Fourth player since 2007 to average 6.8 or more ypc on more than 15 carries against Alabama.
- Ranked sixth in the league, averaging 6.54 yards per carry this season.
- 69 yard touchdown run against Ole Miss is Arkansas' longest play from scrimmage.

CAREER STATS

	GP/GS	ATT	YDS	AVG	TD	LNG	REC	YDS	AVG	TD	LNG
2018	9/5	94	615	6.5	2	69	18	154	9.3	0	38
TOTAL	9/5	94	615	6.5	2	69	18	154	9.3	0	38

GAME-BY-GAME STATS


	GP/GS	ATT	YDS	AVG	TD	LNG	REC	YDS	AVG	TD	LNG
EASTERN ILLINOIS	1/0	6	12	2.0	0	7	1	8	8.0	0	8
at Colorado State	1/0	7	67	9.6	0	36	0	0	0.0	0	0
NORTH TEXAS	1/0	0	0	0.0	0	0	1	0	0.0	0	0
at Auburn	1/0	8	66	8.2	0	45	2	39	19.5	0	33
vs. Texas A&M	1/1	10	47	4.7	0	25	4	33	8.3	0	11
ALABAMA	1/1	15	102	6.8	0	32	5	24	4.8	0	21
OLE MISS	1/1	7	109	15.6	1	69	2	36	18.0	0	38
TULSA	1/1	22	99	4.5	0	17	3	14	4.6	0	6
VANDERBILT	1/1	19	113	5.9	1	27	0	0	0.0	0	0
LSU											
at Mississippi State											
at Missouri											
TOTAL	9/5	94	615	6.5	2	69	18	154	9.3	0	38

SEASON HIGHS

Rushes	22 vs. Tulsa (10/20/18)
Rushing Yards	113 vs. Vanderbilt (10/27/18)
Rushing Touchdowns	1 (2x) last vs. Vanderbilt (10/27/18)
Long Rush	69 vs. Ole Miss (10/13/18)
100-Yard Games	3 last vs. Vanderbilt (10/27/18)
Receptions	5 vs. Alabama (10/6/18)
Receiving Yards	39 at Auburn (9/22/18)
Receiving Touchdowns	None
Long Reception	38 vs. Ole Miss (10/13/18)

CAREER HIGHS

Rushes	22 vs. Tulsa (10/20/18)
Rushing Yards	113 vs. Vanderbilt (10/27/18)
Rushing Touchdowns	1 (2x) last vs. Vanderbilt (10/27/18)
Long Rush	69 vs. Ole Miss (10/13/18)
100-Yard Games	3 last vs. Vanderbilt (10/27/18)
Receptions	5 vs. Alabama (10/6/18)
Receiving Yards	39 at Auburn (9/22/18)
Receiving Touchdowns	None
Long Reception	38 vs. Ole Miss (10/13/18)



AUSTIN CANTRELL

44

Tight End | 6-3 | 253 | Junior
Roland, Okla. | Roland HS

QUICK HITS

- 42 yard catch vs. EIU is longest by Hog TE since Hunter Henry's 43 yarder against K-State (1/2/16).
- Recorded a catch in 22 of 32 career games.
- Caught a 1-yard TD pass from Rawleigh Williams III at Mississippi State (11/19/16).
- Only player on roster who is married.

CAREER STATS

	RECEIVING					RUSHING					
	GP/GS	REC	YDS	AVG	TD	LNG	ATT	YDS	AVG	TD	LNG
2016	13/5	13	120	9.2	2	32	0	0	0.0	0	0
2017	12/10	13	85	6.5	0	31	4	15	3.8	1	5
2018	9/7	8	119	14.8	1	42	0	0	0.0	0	0
TOTAL	34/22	34	324	9.5	3	42	4	26	3.8	1	5

GAME-BY-GAME STATS

	RECEIVING					RUSHING					
	GP/GS	REC	YDS	AVG	TD	LNG	ATT	YDS	AVG	TD	LNG
EASTERN ILLINOIS	1/1	2	53	26.5	1	42	0	0	0.0	0	0
at Colorado State	1/1	1	10	10.0	0	0	0	0	0.0	0	0
NORTH TEXAS	1/1	0	0	0.0	0	0	0	0	0.0	0	0
at Auburn	1/1	1	6	6.0	0	6	0	0	0.0	0	0
vs. Texas A&M	1/1	0	0	0.0	0	0	0	0	0.0	0	0
ALABAMA	1/1	2	21	10.5	0	20	0	0	0.0	0	0
OLE MISS	1/0	0	0	0.0	0	0	0	0	0.0	0	0
TULSA	1/1	1	23	23.0	0	23	0	0	0.0	0	0
VANDERBILT	1/0	1	6	6.0	0	6	0	0	0.0	0	0
LSU											
at Mississippi State											
at Missouri											
TOTAL	9/7	8	119	14.8	1	42	0	0	0.0	0	0

SEASON HIGHS

Receptions 2 (2x) last vs. Alabama (10/6/18)
 Receiving Yards 53 vs. Eastern Illinois (9/1/18)
 Receiving Touchdowns 1 vs. Eastern Illinois (9/1/18)
 Long Reception 42 vs. Eastern Illinois (9/1/18)
 Rushes None
 Rushing Yards None
 Rushing Touchdowns None

CAREER HIGHS

Receptions 3 at Ole Miss (10/28/17)
 Receiving Yards 53 vs. Eastern Illinois (9/1/18)
 Receiving Touchdowns 1 (3x) last vs. Eastern Illinois (9/1/18)
 Long Reception 42 vs. Eastern Illinois (9/1/18)
 Rushes 3 vs. Coastal Carolina (11/4/17)
 Rushing Yards 13 vs. Coastal Carolina (11/4/17)
 Rushing Touchdowns 1 vs. Coastal Carolina (11/4/17)



JARED CORNELIUS

1

Wide Receiver | 5-11 | 203 | Senior
Shreveport, La. | Evangel Christian Academy



QUICK HITS

- Had multiple catches in back-to-back games for the first time since Nov. 19-25, 2016.
- His two receptions against North Texas were his first since 9/23/17 against Texas A&M.
- Has recorded a catch in 23 of the last 27 games played, including three-straight.
- Dating back to the 2016 season, 28 of his 42 catches have resulted in a first down or TD.
- Led the team in catches of 30+ yards (5), 25+ yards (7) and 20+ yards (11) in 2016.

CAREER STATS

	RECEIVING					RUSHING						PUNT RETURN			
	GP/GS	REC	YDS	AVG	TD	LNG	ATT	YDS	AVG	TD	LNG	RET	YDS	TD	LNG
2014	13/0	18	212	11.8	2	38	5	23	4.6	0	11	9	91	0	35
2015	9/6	24	393	16.4	3	58	7	112	16.0	2	69	7	93	0	43
2016	11/4	32	515	16.1	4	57	13	53	4.1	1	14	12	85	0	21
2017	3/2	5	43	8.6	1	15	0	0	0.0	0	0	0	0	0	0
2018	8/4	5	53	10.6	0	14	0	0	0.0	0	0	0	0	0	0
TOTAL	43/15	84	1,216	14.5	10	58	25	188	7.5	3	69	28	269	0	43

GAME-BY-GAME STATS

	RECEIVING					RUSHING						PUNT RETURN			
	GP/GS	REC	YDS	AVG	TD	LNG	ATT	YDS	AVG	TD	LNG	RET	YDS	TD	LNG
EASTERN ILLINOIS	1/1	0	0	0.0	0	0	0	0	0.0	0	0	0	0	0	0
at Colorado State	1/0	0	0	0.0	0	0	0	0	0.0	0	0	0	0	0	0
NORTH TEXAS	1/0	2	27	13.5	0	14	0	0	0.0	0	0	0	0	0	0
at Auburn	1/1	2	15	7.5	0	11	0	0	0.0	0	0	0	0	0	0
vs. Texas A&M	1/0	1	11	11.0	0	11	0	0	0.0	0	0	0	0	0	0
ALABAMA	1/0	0	0	0.0	0	0	0	0	0.0	0	0	0	0	0	0
OLE MISS	1/1	0	0	0.0	0	0	0	0	0.0	0	0	0	0	0	0
TULSA	1/1	0	0	0.0	0	0	0	0	0.0	0	0	0	0	0	0
VANDERBILT	-/-	-	-	-	-	-	-	-	-	-	-	-	-	-	-
LSU															
at Mississippi State															
at Missouri															
TOTAL	8/4	5	53	10.6	0	14	0	0	0.0	0	0	0	0	0	0

SEASON HIGHS

Receptions 2 (2x) last at Auburn (9/22/18)
 Receiving Yards 27 vs. North Texas (9/15/18)
 Receiving TDs 14 vs. North Texas (9/15/18)
 Long Reception None
 100-Yard Games None
 Rushes None
 Rushing Yards None
 Rushing TDs None
 Long Rush None
 Punt Returns None
 Punt Return Yards None
 Punt Return TDs None

CAREER HIGHS

Receptions 7 vs. Texas A&M (9/24/16)
 Receiving Yards 146 vs. Alabama (10/8/16)
 Receiving TDs 2 vs. Alcorn State (10/1/16)
 Long Reception 58 vs. UTEP (9/5/15)
 100-Yard Games 3, last vs. Alabama (10/8/16)
 Rushes 3 vs. LA Tech (9/3/16)
 Rushing Yards 71 at LSU (11/14/15)
 Rushing TDs 1 (2x), last vs. Ole Miss (10/15/16)
 Long Rush 69 at LSU (11/14/15)
 Punt Returns 3 vs. Florida (11/5/16)
 Punt Return Yards 43 vs. Toledo (9/12/15)
 Punt Return TDs None
 Long Return 43 vs. Toledo (9/12/15)
 Total TDs 2 vs. Alcorn State (10/1/16)



KAMREN CURL

2

Defensive Back | 6-2 | 201 | Sophomore
San Diego, Calif. | Muskogee HS (Okla.)

QUICK HITS

- Led the team in tackles for the second time in career at Auburn (9/22/18) with nine.
- Has started 19-consecutive games, was the only freshman to make start on D in 2017.
- Tied for 29th in the league in pass breakups with 4.
- 8 PBUs were the most by an Arkansas freshman since Lawrence Richardson (17) in 2001.
- One of 10 freshmen in the FBS to record 7 pass breakups against conference competition.

CAREER STATS

	GP/GS	UA	A	ToT	TFL-YDS	SCK-YDS	FF	FR-YDS	INT-YDS	QBH	BRUP
2017	12/11	32	14	46	0.0-0	0.0-0	0	0-0	0-0	0	8
2018	9/9	26	18	44	0.0-0	0.0-0	1	0-0	0-0	0	4
TOTAL	21/20	58	32	90	0.0-0	0.0-0	1	0-0	0-0	0	12

GAME-BY-GAME STATS

	GP/GS	UA	A	ToT	TFL-YDS	SCK-YDS	FF	FR-YDS	INT-YDS	QBH	BRUP
EASTERN ILLINOIS	1/1	1	2	3	0.0-0	0.0-0	0	0-0	0-0	0	0
at Colorado State	1/1	3	1	4	0.0-0	0.0-0	0	0-0	0-0	0	2
NORTH TEXAS	1/1	3	2	5	0.0-0	0.0-0	1	0-0	0-0	0	1
at Auburn	1/1	4	5	9	0.0-0	0.0-0	0	0-0	0-0	0	0
vs. Texas A&M	1/1	2	1	3	0.0-0	0.0-0	0	0-0	0-0	0	0
ALABAMA	1/1	3	2	5	0.0-0	0.0-0	0	0-0	0-0	0	1
OLE MISS	1/1	3	2	5	0.0-0	0.0-0	0	0-0	0-0	0	0
TULSA	1/1	2	1	3	0.0-0	0.0-0	0	0-0	0-0	0	0
VANDERBILT	1/1	5	2	7	0.0-0	0.0-0	0	0-0	0-0	0	0
LSU											
at Mississippi State											
at Missouri											
TOTAL	9/9	26	18	44	0.0-0	0.0-0	1	0-0	0-0	0	4

SEASON HIGHS

Tackles 9 at Auburn (9/22/18)
Tackles For Loss None
Sacks None
QB Hurries None
Pass Breakups 2 at Colorado State (9/8/18)
Forced Fumbles 1 vs. North Texas (9/15/18)
Interceptions None

CAREER HIGHS

Tackles 9 at Auburn (9/22/18)
Tackles For Loss None
Sacks None
QB Hurries None
Pass Breakups 3 at South Carolina (10/7/17)
Forced Fumbles 1 vs. North Texas (9/15/18)
Interceptions None

IN THE SEC RANKINGS

	Stat	Ranking
Passes Broken Up	4	T-29th
Passes Broken Up (Among Underclassmen)	4	T-10th



JOE FOUCHA

17

Defensive Back | 5-11 | 198 | Freshman
New Orleans, La. | McDonogh 35 HS

QUICK HITS

- Made his first career appearance against EIU (9/1/18) recording two tackles.
- Had 68 tackles, five INTs, six forced fumbles and 15 PBUs as a senior at McDonogh 35 HS.
- Consensus three star that chose Arkansas over Alabama, Auburn, LSU and others.

CAREER STATS

	GP/GS	UA	A	ToT	TFL-YDS	SCK-YDS	FF	FR-YDS	INT-YDS	QBH	BRUP
2018	7/0	2	2	4	0.0-0	0.0-0	0	0-0	0-0	0	0
TOTAL	7/0	2	2	4	0.0-0	0.0-0	0	0-0	0-0	0	0

GAME-BY-GAME STATS

	GP/GS	UA	A	ToT	TFL-YDS	SCK-YDS	FF	FR-YDS	INT-YDS	QBH	BRUP
EASTERN ILLINOIS	1/0	1	1	2	0.0-0	0.0-0	0	0-0	0-0	0	0
at Colorado State	-/-	-	-	-	-	-	-	-	-	-	-
NORTH TEXAS	1/0	1	0	1	0.0-0	0.0-0	0	0-0	0-0	0	0
at Auburn	1/0	0	0	0	0.0-0	0.0-0	0	0-0	0-0	0	0
vs. Texas A&M	1/0	0	0	0	0.0-0	0.0-0	0	0-0	0-0	0	0
ALABAMA	1/0	0	0	0	0.0-0	0.0-0	0	0-0	0-0	0	0
OLE MISS	-/-	-	-	-	-	-	-	-	-	-	-
TULSA	1/0	0	1	1	0.0-0	0.0-0	0	0-0	0-0	0	0
VANDERBILT	1/0	0	0	0	0.0-0	0.0-0	0	0-0	0-0	0	0
LSU											
at Mississippi State											
at Missouri											
TOTAL	7/0	2	2	4	0.0-0	0.0-0	0	0-0	0-0	0	0

SEASON HIGHS

Tackles 2 vs. Eastern Illinois (9/1/18)
Tackles For Loss None
Sacks None
QB Hurries None
Pass Breakups None
Forced Fumbles None
Interceptions None

CAREER HIGHS

Tackles 2 vs. Eastern Illinois (9/1/18)
Tackles For Loss None
Sacks None
QB Hurries None
Pass Breakups None
Forced Fumbles None
Interceptions None



GRAYSON GUNTER

89

Tight End | 6-6 | 238 | Sophomore
Madison, Miss. | Madison Central HS

QUICK HITS

- Recorded his first career touchdown vs. Tulsa (10/20/18)
- Saw action in 13 games his freshman season in 2016, recording one catch for 29 yards.
- Redshirted his second season on campus.
- One of three players on 2018 roster from the state of Mississippi.
- Consensus three-star recruit that chose Arkansas over Mississippi State and others.

CAREER STATS

	GP/GS	RECEIVING				LNG	RUSHING				LNG
		REC	YDS	AVG	TD		ATT	YDS	AVG	TD	
2016	13/0	1	29	29.0	0	29	0	0	0.0	0	0
2018	8/1	3	28	9.3	1	11	0	0	0.0	0	0
TOTAL	21/1	4	57	14.25	1	29	0	0	0.0	0	0

GAME-BY-GAME STATS

	GP/GS	RECEIVING				LNG	RUSHING				LNG
		REC	YDS	AVG	TD		ATT	YDS	AVG	TD	
EASTERN ILLINOIS	1/0	0	0	0.0	0	0	0	0	0.0	0	0
at Colorado State	1/1	0	0	0.0	0	0	0	0	0.0	0	0
NORTH TEXAS	1/0	1	11	11.0	0	11	0	0	0.0	0	0
at Auburn	1/0	0	0	0.0	0	0	0	0	0.0	0	0
vs. Texas A&M	-	-	-	-	-	-	-	-	-	-	-
ALABAMA	1/0	1	10	10.0	0	10	0	0	0.0	0	0
OLE MISS	1/0	0	0	0.0	0	0	0	0	0.0	0	0
TULSA	1/0	1	7	7.0	1	7	0	0	0.0	0	0
VANDERBILT	1/1	0	0	0.0	0	0	0	0	0.0	0	0
LSU											
at Mississippi State											
at Missouri											
TOTAL	8/1	3	28	9.3	1	11	0	0	0.0	0	0

SEASON HIGHS

Receptions	1 (3x) last vs. Tulsa (10/20/18)
Receiving Yards	11 vs. North Texas (9/8/18)
Receiving Touchdowns	1 vs. Tulsa (10/20/18)
Long Reception	11 vs. North Texas (9/8/18)
Rushes	None
Rushing Yards	None
Rushing Touchdowns	None

CAREER HIGHS

Receptions	1 (4x) last vs. Tulsa (10/20/18)
Receiving Yards	29 at Mississippi State (11/12/16)
Receiving Touchdowns	1 vs. Tulsa (10/20/18)
Long Reception	29 at Mississippi State (11/12/16)
Rushes	None
Rushing Yards	None
Rushing Touchdowns	None



DRE GREENLAW

23

Linebacker | 6-0 | 227 | Senior
Fayetteville, Ark. | Fayetteville HS

QUICK HITS

- Tallied 300th career tackle vs. Vanderbilt (Oct. 27).
- 3.0 TFL at Auburn is most in a game by a Hog since Brooks Ellis had 3.0 at TCU (9/10/16).
- Started 36 games in his career, the most on roster.
- Recorded two interceptions against Texas A&M, for his second and third in his career.
- Finished tied for fourth in the SEC in tackles during conference play (72) last season.

CAREER STATS

	GP/GS	UA	A	ToT	TFL-YDS	SCK-YDS	FF	FR-YDS	INT-YDS	QBH	BRUP
2015	13/11	46	49	95	3.5-20	1.0-14	2	0-0	0-0	1	1
2016	7/7	22	20	42	1.5-3	0.0-0	0	2-0	1-3	1	0
2017	12/12	52	51	103	1.5-15	1.0-14	0	0-0	0-0	2	2
2018	7/6	30	30	60	6.5-10	2.0-6	2	0-0	2-5	1	0
TOTAL	39/36	150	150	300	13.0-48	4.0-34	4	2-0	3-8	5	3

GAME-BY-GAME STATS

	GP/GS	UA	A	ToT	TFL-YDS	SCK-YDS	FF	FR-YDS	INT-YDS	QBH	BRUP
EASTERN ILLINOIS	1/1	3	7	10	2.0-2	0.0-0	2	0-0	0-0	0	0
at Colorado State	-/-	-	-	-	-	-	-	-	-	-	-
NORTH TEXAS	-/-	-	-	-	-	-	-	-	-	-	-
at Auburn	1/1	5	3	8	3.0-3	1.0-1	0	0-0	0-0	1	0
vs. Texas A&M	1/1	5	8	13	0.0-0	0.0-0	0	0-0	2-5	0	0
ALABAMA	1/1	6	7	13	0.0-0	0.0-0	0	0-0	0-0	0	0
OLE MISS	1/1	3	2	5	0.5-0	0.0-0	0	0-0	0-0	0	0
TULSA	1/1	6	3	9	1.0-5	1.0-5	0	0-0	0-0	0	0
VANDERBILT	1/0	2	0	2	0.0-0	0.0-0	0	0-0	0-0	0	0
LSU											
at Mississippi State											
at Missouri											
TOTAL	7/6	30	30	60	6.5-10	2.0-6	2	0-0	2-5	1	0

SEASON HIGHS

Tackles	13 (2x) last vs. Alabama (10/6/18)
Double-Figure Tackle Games	3 last vs. Alabama (10/6/18)
Tackles For Loss	3.0 at Auburn (9/22/18)
Sacks	1.0 (2x) last vs. Tulsa (10/20/18)
Interceptions	2 vs. Texas A&M (9/29/18)
Interception Return Yards	5 vs. Texas A&M (9/29/18)
QB Hurries	1 at Auburn (9/22/18)
Pass Breakups	None
Forced Fumbles	2 vs. Eastern Illinois (9/1/18)

CAREER HIGHS

Tackles	17 vs. TCU (9/9/17)
Double-Figure Tackle Games	14 last vs. Alabama (10/6/18)
Tackles For Loss	3.0 at Auburn (9/22/18)
Sacks	1.0 (4x) last vs. Tulsa (10/20/18)
Interceptions	2 vs. Texas A&M (9/29/18)
Interception Return Yards	5 vs. Texas A&M (9/29/18)
QB Hurries	1 (5x), last at Auburn (9/22/18)
Pass Breakups	1 (3x), last vs. Texas A&M (9/23/17)
Forced Fumbles	2 vs. Eastern Illinois (9/1/18)

IN THE SEC RANKINGS

	Stat	Ranking
Tackles	60	T-15th
Tackles Per Conference Game	8.20	13th
Total Tackles In Conference Games	41	25th
Interceptions	2	T-9th
Tackles For Loss	6.5	T-31st



BRISTON GUIDRY

7

Defensive Line | 6-2 | 292 | Sophomore
Kenner, La. | Archbishop Rummel HS

QUICK HITS

- Has two fumble recoveries for touchdowns, against Missouri (11/24/17) and EIU (9/1/18)
- Recorded at least one tackle in 16 of 18 games.
- Saw action in 11 games last season, playing 280 defensive snaps.
- Played a season-high 50 defensive snaps against Missouri, recording his first career sack.
- A four-star recruit by ESPN, 247Sports and Rivals.

CAREER STATS

	GP/GS	UA	A	ToT	TFL-YDS	SCK-YDS	FF	FR-YDS	INT-YDS	QBH	BRUP
2017	11/0	8	13	21	3.5-8	1.0-3	1	2-0	0-0	2	0
2018	7/0	4	10	14	2.5-14	1.5-12	0	1-1	0-0	0	2
TOTAL	18/0	12	23	35	5.0-22	2.5-15	1	3-1	0-0	2	2

GAME-BY-GAME STATS

	GP/GS	UA	A	ToT	TFL-YDS	SCK-YDS	FF	FR-YDS	INT-YDS	QBH	BRUP
EASTERN ILLINOIS	1/0	0	1	1	0.0-0	0.0-0	0	1-1	0-0	0	1
at Colorado State	1/0	0	1	1	0.0-0	0.0-0	0	0-0	0-0	0	0
NORTH TEXAS	1/0	1	3	4	1.0-2	0.0-0	0	0-0	0-0	0	1
at Auburn	1/0	0	1	1	0.0-0	0.0-0	0	0-0	0-0	0	0
vs. Texas A&M	1/0	2	0	2	0.0-0	0.0-0	0	0-0	0-0	0	0
ALABAMA	-/-	-	-	-	-	-	-	-	-	-	-
OLE MISS	-/-	-	-	-	-	-	-	-	-	-	-
TULSA	1/0	1	2	3	1.0-8	1.0-8	0	0-0	0-0	0	0
VANDERBILT	1/0	0	2	2	0.5-4	0.5-4	0	0-0	0-0	0	0
LSU											
at Mississippi State											
at Missouri											
TOTAL	7/0	4	10	14	2.5-14	1.5-12	0	1-1	0-0	0	2

SEASON HIGHS

Tackles 4 vs. North Texas (9/15/18)
Tackles For Loss 1.0 (2x) last vs. Tulsa (10/20/18)
Sacks 1.0 vs. Tulsa (10/20/18)
Interceptions None
Interception Return Yards None
QB Hurries None
Pass Breakups 1 (2x) last vs. North Texas (9/15/18)
Forced Fumbles None
Fumble Recoveries 1 vs. Eastern Illinois (9/1/18)

CAREER HIGHS

Tackles 5 vs Mississippi State (11/18/17)
Tackles For Loss 1.0 (5x) last vs. Tulsa (10/20/18)
Sacks 1.0 (2x) last vs. Tulsa (10/20/18)
Interceptions None
Interception Return Yards None
QB Hurries 1 (2x) last vs Mississippi State (11/18/17)
Pass Breakups 1 (2x) last vs. North Texas (9/15/18)
Forced Fumbles 1 vs Coastal Carolina (11/4/17)
Fumble Recoveries 1 (3x) last vs. Eastern Illinois (9/1/18)



T.J. HAMMONDS

6

Running Back | 5-10 | 205 | Junior
Little Rock, Ark. | Joe T. Robinson HS

QUICK HITS

- Took only reception 64 yards for a touchdown against Colorado State (9/8/18)
- Responsible for two of the three longest plays from scrimmage for Arkansas last season.
- His 88-yard TD run against Coastal Carolina was the sixth-longest run in team history.
- Became the 4th player in team history to have multiple 60+ yard TDs in a game since 1997.
- First Hog since Jonathan Williams (2012) with two TD of 60+ yards in the same game.

CAREER STATS

	GP/GS	RECEIVING					RUSHING				
		REC	YDS	AVG	TD	LNG	ATT	YDS	AVG	TD	LNG
2016	8/0	0	0	0.0	0	0	15	88	5.9	1	30
2017	12/0	2	64	32.0	1	60	32	267	8.3	1	88
2018	4/0	4	84	12.0	1	64	10	28	2.8	0	10
TOTAL	24/0	6	148	24.7	2	64	57	397	6.9	2	88

GAME-BY-GAME STATS

	GP/GS	RECEIVING					RUSHING				
		REC	YDS	AVG	TD	LNG	ATT	YDS	AVG	TD	LNG
EASTERN ILLINOIS	1/0	1	3	3.0	0	3	3	14	4.7	0	10
at Colorado State	1/0	1	64	64.0	1	64	3	8	2.7	0	6
NORTH TEXAS	1/0	2	17	8.5	0	11	1	0	0.0	0	0
at Auburn	-/-	-	-	-	-	-	-	-	-	-	-
vs. Texas A&M	1/0	0	0	0.0	0	0	3	6	2.0	0	5
ALABAMA	-/-	-	-	-	-	-	-	-	-	-	-
OLE MISS	-/-	-	-	-	-	-	-	-	-	-	-
TULSA	-/-	-	-	-	-	-	-	-	-	-	-
VANDERBILT	-/-	-	-	-	-	-	-	-	-	-	-

LSU											
at Mississippi State											
at Missouri											
TOTAL	4/0	4	84	12.0	1	64	10	28	2.8	0	10

SEASON HIGHS

Rushes 3 (2x) last at Colorado State (9/8/18)
Rushing Yards 14 vs. Eastern Illinois (9/1/18)
Rushing Touchdowns None
Long Rush 10 vs. Eastern Illinois (9/1/18)
Receptions 2 vs. North Texas (9/15/18)
Receiving Yards 64 at Colorado State (9/8/18)
Receiving Touchdowns 1 at Colorado State (9/8/18)
Long Reception 64 at Colorado State (9/8/18)

CAREER HIGHS

Rushes 11 at Ole Miss (10/28/17)
Rushing Yards 119 vs. Coastal Carolina (11/4/17)
Rushing Touchdowns 1 (2x), last vs. Coastal Carolina (11/4/17)
Long Rush 88 vs. Coastal Carolina (11/4/17)
Receptions 2 vs. North Texas (9/15/18)
Receiving Yards 64 at Colorado State (9/8/18)
Receiving Touchdowns 1 (2x) last at Colorado State (9/8/18)
Long Reception 64 at Colorado State (9/8/18)



De'JON HARRIS

8

Linebacker | 6-0 | 244 | Junior
Harvey, La. | John Ehret HS

QUICK HITS

- Had a career day vs. Texas A&M (9/29/18), posting 16 tackles, 2.0 TFL and a sack.
- Led the team in tackles against North Texas (12), Colorado State (11) and Texas A&M (16).
- 16 tackles in a game are the most since Dre Greenlaw had 17 against TCU (9/9/17).
- 93 tackles is second-most among Power 5 defenders.
- Leads the league in solo tackles in conference games.

CAREER STATS

	GP/GS	UA	A	ToT	TFL-YDS	SCK-YDS	FF	FR-YDS	INT-YDS	QBH	BRUP
2016	12/0	18	19	37	2.0-8	1.0-6	1	0-0	0-0	0	0
2017	12/12	66	49	115	8.5-25	3.5-18	0	0-0	0-0	4	2
2018	9/9	50	43	93	7.0-19	2.0-11	1	0-0	0	1	5
TOTAL	33/21	134	111	245	17.5-52	6.5-31	2	0-0	0-0	5	7

GAME-BY-GAME STATS

	GP/GS	UA	A	ToT	TFL-YDS	SCK-YDS	FF	FR-YDS	INT-YDS	QBH	BRUP
EASTERN ILLINOIS	1/1	4	5	9	0.0-0	0.0-0	1	0-0	0-0	0	0
at Colorado State	1/1	0	11	11	1.0-1	0.0-0	0	0-0	0-0	0	2
NORTH TEXAS	1/1	7	5	12	0.0-0	0.0-0	0	0-0	0-0	0	2
at Auburn	1/1	2	3	5	1.5-4	0.0-0	0	0-0	0-0	0	0
vs. Texas A&M	1/1	12	4	16	2.0-10	1.0-9	0	0-0	0-0	0	0
ALABAMA	1/1	5	6	11	0.5-1	0.0-0	0	0-0	0-0	0	0
OLE MISS	1/1	10	3	13	1.0-2	1.0-2	0	0-0	0-0	0	0
TULSA	1/1	2	3	5	0.0-0	0.0-0	0	0-0	0-0	1	1
VANDERBILT	1/1	8	3	11	1.0-1	0.0-0	0	0-0	0-0	0	0

LSU											
at Mississippi State											
at Missouri											
TOTAL	9/9	50	43	93	7.0-19	2.0-11	1	0-0	0	1	5

SEASON HIGHS

Tackles	16 vs. Texas A&M (9/29/18)
Tackles For Loss	2.0 vs. Texas A&M (9/29/18)
Double-Figure Tackle Games	5, last vs. Ole Miss (10/13/18)
Sacks	1.0 (2x) last vs. Ole Miss (10/13/18)
Interceptions	None
Interception Return Yards	None
QB Hurries	1 vs. Tulsa (10/20/18)
Pass Breakups	2 (2x) last vs. North Texas (9/15/18)
Forced Fumbles	1 vs. Eastern Illinois (9/1/18)

CAREER HIGHS

Tackles	16 vs. Texas A&M (9/29/18)
Tackles For Loss	2.0 (3x), last vs. Texas A&M (9/29/18)
Double-Figure Tackle Games	13, last vs. Ole Miss (10/13/18)
Sacks	1.0 (6x) last vs. Ole Miss (10/13/18)
Interceptions	None
Interception Return Yards	1 vs. Tulsa (10/20/18)
QB Hurries	3 vs. Missouri (11/24/17)
Pass Breakups	2 (2x) last vs. North Texas (9/15/18)
Forced Fumbles	1 (2x) vs. Eastern Illinois (9/1/18)

IN THE SEC RANKINGS

	Stat	Ranking
Tackles	93	1st
Tackles In Conference Games	56	5th
Solo Tackles	50	2nd
Solo Tackles in Conference Games	37	1st
Tackles per game	10.33	1st
Tackles Per Conference Game	11.2	2nd
Pass Breakups	5	T-18th



CHASE HAYDEN

2

Running Back | 5-10 | 200 | Sophomore
Memphis, Tenn. | Saint George's Independent School

QUICK HITS

- Recorded most rushing yards against Colorado State (55) since 9/24/17 against Texas A&M.
- Was the first Arkansas true freshman with multiple rushing TDs in a game since 2011.
- His 120 yards against Florida A&M were the 14th-most by a true freshman in team history.
- The only true freshman to rush for 100+ yards and score a TD in week one last season.
- Led all freshmen in the SEC with four rushing TDs before his injury.

CAREER STATS

	GP/GS	ATT	YDS	AVG	TD	LNG	REC	YDS	AVG	TD	LNG
2017	7/0	61	326	5.3	4	40	1	23	23.0	0	23
2018	9/0	55	270	4.9	1	38	11	61	5.5	0	20
TOTAL	16/0	116	596	5.1	5	40	12	84	7.0	0	23

GAME-BY-GAME STATS

	GP/GS	ATT	YDS	AVG	TD	LNG	REC	YDS	AVG	TD	LNG
EASTERN ILLINOIS	1/0	4	6	0.8	0	3	1	2	2.0	0	2
at Colorado State	1/0	11	55	5.0	0	18	0	0	0.0	0	0
NORTH TEXAS	1/0	5	21	4.2	0	6	1	3	3.0	0	3
at Auburn	1/0	6	16	1.8	0	8	1	6	6.0	0	6
vs. Texas A&M	1/0	1	1	1.0	0	1	0	0	0.0	0	0
ALABAMA	1/0	2	18	9.0	0	17	2	26	13.0	0	20
OLE MISS	1/0	12	30	2.5	0	17	0	0	0.0	0	0
TULSA	1/0	9	43	4.8	0	10	1	7	7.0	0	7
VANDERBILT	1/0	5	70	14.0	1	38	5	17	3.4	0	7


LSU											
at Mississippi State											
at Missouri											
TOTAL	9/0	55	270	4.9	1	38	11	61	5.5	0	20

SEASON HIGHS

Rushes	12 vs. Ole Miss (10/13/18)
Rushing Yards	70 vs. Vanderbilt (10/27/18)
Rushing Touchdowns	1 vs. Vanderbilt (10/27/18)
Long Rush	38 vs. Vanderbilt (10/27/18)
100-Yard Games	None
Receptions	5 vs. Vanderbilt (10/27/18)
Receiving Yards	26 vs. Alabama (10/6/18)
Receiving Touchdowns	None
Long Reception	20 vs. Alabama (10/6/18)

CAREER HIGHS

Rushes	14 vs. Florida A&M (8/31/17)
Rushing Yards	120 vs. Florida A&M (8/31/17)
Rushing Touchdowns	2 vs. New Mexico State (9/30/17)
Long Rush	40 vs. Auburn (10/21/17)
100-Yard Games	1, 120 vs. Florida A&M (8/31/17)
Receptions	5 vs. Vanderbilt (10/27/18)
Receiving Yards	26 vs. Alabama (10/6/18)
Receiving Touchdowns	None
Long Reception	23 vs. Auburn (10/21/17)



HAYDEN HENRY

27

Linebacker | 6-2 | 222 | Sophomore
Little Rock, Ark. | Pulaski Academy

QUICK HITS

- Has recorded a tackle in eight of the last 10 games.
- Made his first career start against Texas A&M (9/29/18), recording one tackle.
- Had a career high 6 tackles against top-ranked Alabama (10/6/18).
- Nearly doubled his season production, with 6 tackles against Alabama, bringing his total to 13 on the year.
- Rated a three-star recruit by 247Sports and ranked as the No. 13 player in the state.

CAREER STATS

	GP/GS	UA	A	ToT	TFL-YDS	SCK-YDS	FF	FR-YDS	INT-YDS	QBH	BRUP
2017	12/0	3	0	3	0.0-0	0.0-0	0	0-0	0-0	0	0
2018	9/0	7	9	16	0.0-0	0.0-0	0	0-0	0-0	0	0
TOTAL	21/0	10	9	19	0.0-0	0.0-0	0	0-0	0-0	0	0

GAME-BY-GAME STATS

	GP/GS	UA	A	ToT	TFL-YDS	SCK-YDS	FF	FR-YDS	INT-YDS	QBH	BRUP
EASTERN ILLINOIS	1/0	1	2	3	0.0-0	0.0-0	0	0-0	0-0	0	0
at Colorado State	1/0	2	0	2	0.0-0	0.0-0	0	0-0	0-0	0	0
NORTH TEXAS	1/0	0	1	1	0.0-0	0.0-0	0	0-0	0-0	0	0
at Auburn	1/0	0	0	0	0.0-0	0.0-0	0	0-0	0-0	0	0
vs. Texas A&M	1/1	1	0	1	0.0-0	0.0-0	0	0-0	0-0	0	0
ALABAMA	1/0	1	5	6	0.0-0	0.0-0	0	0-0	0-0	0	0
OLE MISS	1/0	0	0	0	0.0-0	0.0-0	0	0-0	0-0	0	0
TULSA	1/0	0	0	0	0.0-0	0.0-0	0	0-0	0-0	0	0
VANDERBILT	1/0	2	1	3	0.0-0	0.0-0	0	0-0	0-0	0	0
LSU											
at Mississippi State											
at Missouri											
TOTAL	9/0	7	9	16	0.0-0	0.0-0	0	0-0	0-0	0	0

SEASON HIGHS

Tackles	6 vs. Alabama (10/6/18)
Tackles For Loss	None
Sacks	None
Interceptions	None
Interception Return Yards	None
QB Hurries	None
Pass Breakups	None
Forced Fumbles	None

CAREER HIGHS

Tackles	6 vs. Alabama (10/6/18)
Tackles For Loss	None
Sacks	None
Interceptions	None
Interception Return Yards	None
QB Hurries	None
Pass Breakups	None
Forced Fumbles	None



JORDAN JONES

10

Wide Receiver | 6-1 | 180 | Sophomore
Smackover, Ark. | Smackover HS

QUICK HITS

- Recorded at least one reception in 17 of 21 games, including nine multi-catch games.
- Finished 2nd on the team in catches over 15+ yards (13), and third in first-down catches (14)
- His 65-yard reception against Missouri was Arkansas' longest reception of the season.
- Was the only Arkansas player with multiple catches of 50+ yards in 2017.

CAREER STATS

	GP/GS	RECEIVING					RUSHING				
		REC	YDS	AVG	TD	LNG	ATT	YDS	AVG	TD	LNG
2017	12/6	21	401	19.1	3	65	8	88	11.0	0	30
2018	9/0	14	191	14.1	1	57	1	9	9.0	0	9
TOTAL	21/6	35	592	16.9	4	65	9	97	10.7	0	30

GAME-BY-GAME STATS

	GP/GS	RECEIVING					RUSHING				
		REC	YDS	AVG	TD	LNG	ATT	YDS	AVG	TD	LNG
EASTERN ILLINOIS	1/0	5	132	26.4	1	57	0	0	0.0	0	0
at Colorado State	1/0	1	2	2.0	0	2	0	0	0.0	0	0
NORTH TEXAS	1/0	1	13	13.0	0	13	0	0	0.0	0	0
at Auburn	1/0	2	15	7.5	0	15	0	0	0.0	0	0
vs. Texas A&M	1/0	2	6	3.0	0	8	0	0	0.0	0	0
ALABAMA	1/0	0	0	0.0	0	0	1	9	9.0	0	9
OLE MISS	1/0	0	0	0.0	0	0	0	0	0.0	0	0
TULSA	1/0	2	15	7.5	0	10	0	0	0.0	0	0
VANDERBILT	1/0	1	8	8.0	0	8	0	0	0.0	0	0
LSU											
at Mississippi State											
at Missouri											
TOTAL	9/0	14	191	14.1	1	57	1	9	9.0	0	9

SEASON HIGHS

Receptions	5 vs. Eastern Illinois (9/1/18)
Receiving Yards	132 vs. Eastern Illinois (9/1/18)
Receiving Touchdowns	1 vs. Eastern Illinois (9/1/18)
Long Reception	57 vs. Eastern Illinois (9/1/18)
Rushes	1 vs. Alabama (10/6/19)
Rushing Yards	9 vs. Alabama (10/6/19)
Rushing Touchdowns	None
Long Rush	9 vs. Alabama (10/6/19)

CAREER HIGHS

Receptions	5 vs. Eastern Illinois (9/1/18)
Receiving Yards	132 vs. Eastern Illinois (9/1/18)
Receiving Touchdowns	1 (4x) last vs. Eastern Illinois (9/1/18)
Long Reception	65 vs. Missouri (11/24/17)
Rushes	2 vs. Texas A&M (9/23/17)
Rushing Yards	50 vs. Texas A&M (9/23/17)
Rushing Touchdowns	None
Long Rush	30 vs. Texas A&M (9/23/17)



COLE KELLEY

15

Quarterback | 6-7 | 258 | Sophomore
Lafayette, La. | Teurlings Catholic HS

QUICK HITS

- Threw for a TD in 9 of 16 games played, including in 5 of 9 SEC contests.
- 8 TD passes were the second-most in a season by an Arkansas freshman in the SEC era.
- Totaled 692 passing yards in October 2017, the third most in the SEC during the month.
- Completed 13-of-18 (.722) passes for 74 yards and 5 touchdowns in the redzone in 2017.
- The first freshman QB at Arkansas since 2006 to defeat an SEC team on the road.

CAREER STATS

	PASSING								RUSHING							
	GP/GS	COMP	ATT	PCT	YDS	TD	INT	LNG	ATT	YDS	AVG	TD	LNG			
2017	9/4	87	151	57.6	1,038	8	4	60	53	74	1.4	2	15			
2018	8/3	35	66	53.0	449	5	5	64	28	73	2.6	3	20			
TOTAL	17/7	123	217	56.6	1,487	13	9	64	81	147	1.8	5	20			

GAME-BY-GAME STATS

	PASSING								RUSHING							
	GP/GS	COMP	ATT	PCT	YDS	TD	INT	LNG	ATT	YDS	AVG	TD	LNG			
EASTERN ILLINOIS	1/1	9	12	75.0	92	1	0	42	3	4	1.33	0	2			
at Colorado State	1/0	6	9	66.6	102	2	0	64	3	-6	-2.0	0	3			
NORTH TEXAS	1/1	16	35	45.7	185	0	4	25	4	14	3.5	1	5			
at Auburn	1/0	0	0	0.0	0	0	0	0	2	2	1.0	0	2			
vs. Texas A&M	1/0	0	1	0.0	0	0	0	0	1	1	1.0	1	1			
ALABAMA	1/0	1	1	100.0	3	1	0	3	3	6	2.0	1	3			
OLE MISS	1/0	2	5	40.0	60	1	1	39	7	25	3.6	0	11			
TULSA	1/0	1	3	33.3	7	0	0	7	5	27	5.4	0	20			
VANDERBILT	-/-	-	-	-	-	-	-	-	-	-	-	-	-			
LSU																
at Mississippi State																
at Missouri																
TOTAL	8/3	35	66	53.0	449	5	5	64	28	73	2.6	3	20			

SEASON HIGHS

Pass Attempts.....	35 vs. North Texas (9/15/18)
Completions.....	16 vs. North Texas (9/15/18)
Pass Yards.....	185 vs. North Texas (9/15/18)
Pass TDs.....	2 at Colorado State (9/8/18)
Long Pass.....	64 at Colorado State (9/8/18)
Completion %.....	100.0 vs. Alabama (10/6/19)
Rushes.....	7 vs. Ole Miss (10/13/18)
Rush Yards.....	25 vs. Ole Miss (10/13/18)
Rush TDs.....	1 (3x) last vs. Alabama (10/6/19)
Long Rush.....	20 vs. Tulsa (10/20/18)

CAREER HIGHS

Pass Attempts.....	42 at Alabama (10/14/17)
Completions.....	23 at Alabama (10/14/17)
Pass Yards.....	200 at Alabama (10/14/17)
Pass TDs.....	3 at Ole Miss (10/28/17)
Long Pass.....	64 at Colorado State (9/8/18)
Completion %.....	100.0 vs. Alabama (10/6/19)
Rushes.....	15 vs. Auburn (10/21/17)
Rush Yards.....	25 vs. Ole Miss (10/13/18)
Rush TDs.....	1 (5x) last vs. Alabama (10/6/19)
Long Rush.....	20 vs. Tulsa (10/20/18)



GRANT MORGAN

31

Linebacker | 5-11 | 220 | Sophomore
Greenwood HS | Greenwood, Ark.

QUICK HITS

- Has recorded at least 0.5 tackle for loss in five of the last 11 games.
- Recorded three-plus tackles in 14 of his first 20 collegiate appearances.
- Tied for the team lead in tackles (5) against Florida A&M (8/31/17) in his collegiate debut.
- Recorded his first multi-tackle for loss game against Mississippi State, including 1.0 sack.
- Played a career-high 58 snaps against Missouri (11/24/17), with a career high eight tackles.

CAREER STATS

	GP/GS	UA	A	ToT	TFL-YDS	SCK-YDS	FF	FR-YDS	INT-YDS	QBH	BRUP
2017	12/0	22	16	38	3.5-15	1.0-9	1	0-0	0-0	2	2
2018	9/0	7	17	23	2.5-4	0.0-0	0	0-0	0-0	1	1
TOTAL	21/0	29	33	62	6.0-19	1.0-9	1	0-0	0-0	3	3

GAME-BY-GAME STATS

	GP/GS	UA	A	ToT	TFL-YDS	SCK-YDS	FF	FR-YDS	INT-YDS	QBH	BRUP
EASTERN ILLINOIS	1/0	1	4	5	0.5-1	0.0-0	0	0-0	0-0	0	1
at Colorado State	1/0	0	4	4	0.5-1	0.0-0	0	0-0	0-0	0	0
NORTH TEXAS	1/0	2	1	3	1.0-2	0.0-0	0	0-0	0-0	1	0
at Auburn	1/0	0	0	0	0.0-0	0.0-0	0	0-0	0-0	0	0
vs. Texas A&M	1/0	0	1	1	0.0-0	0.0-0	0	0-0	0-0	0	0
ALABAMA	1/0	3	2	5	0.5-0	0.0-0	0	0-0	0-0	0	0
OLE MISS	1/0	1	0	1	0.0-0	0.0-0	0	0-0	0-0	0	0
TULSA	1/0	0	1	1	0.0-0	0.0-0	0	0-0	0-0	0	0
VANDERBILT	1/0	0	2	2	0.0-0	0.0-0	0	0-0	0-0	0	0
LSU											
at Mississippi State											
at Missouri											
TOTAL	9/0	7	17	23	2.5-4	0.0-0	0	0-0	0-0	1	1

SEASON HIGHS

Tackles.....	5 (2x) last vs. Alabama (10/6/18)
Tackles For Loss.....	1.0 vs. North Texas (9/15/18)
Sacks.....	None
Interceptions.....	None
Interception Return Yards.....	None
QB Hurries.....	1 vs. North Texas (9/15/18)
Pass Breakups.....	1 vs. Eastern Illinois (9/1/18)
Forced Fumbles.....	None
Fumble Recoveries.....	None

CAREER HIGHS

Tackles.....	8 vs. Missouri (11/24/17)
Tackles For Loss.....	2.0 vs. Mississippi State (11/18/17)
Sacks.....	1.0 2x last vs. North Texas (9/15/18)
Interceptions.....	None
Interception Return Yards.....	None
QB Hurries.....	1 (3x) last vs. North Texas (9/15/18)
Pass Breakups.....	1 (3x) last vs. Eastern Illinois (9/1/18)
Forced Fumbles.....	1 vs. Auburn (10/21/17)
Fumble Recoveries.....	None



CONNOR NOLAND

13

Quarterback | 6-2 | 207 | Freshman
Greenwood, Ark. | Greenwood HS

QUICK HITS

- The first true freshman to start at QB for Arkansas since Mitch Mustain in 2006.
- Completed 62.5% of his passes in his first start against Tulsa (10/20/18).
- A four-star prospect from Greenwood, Arkansas.
- Chose Arkansas over Texas A&M, Ole Miss, Penn State, UCLA and others.
- Led Greenwood HS to a 25-1 record as starting quarterback his junior and senior seasons.

CAREER STATS

	PASSING								RUSHING					
	GP/GS	COMP	ATT	PCT	YDS	TD	INT	LNG	ATT	YDS	AVG	TD	LNG	
2018	2/1	14	23	60.9	149	1	2	30	12	10	0.8	0	13	
TOTAL	2/1	14	23	60.9	149	1	2	30	12	10	0.8	0	13	

GAME-BY-GAME STATS

	PASSING								RUSHING					
	GP/GS	COMP	ATT	PCT	YDS	TD	INT	LNG	ATT	YDS	AVG	TD	LNG	
EASTERN ILLINOIS	-/-	-	-	-	-	-	-	-	-	-	-	-	-	-
at Colorado State	-/-	-	-	-	-	-	-	-	-	-	-	-	-	-
NORTH TEXAS	1/0	4	7	57.1	25	0	1	11	7	-10	-1.4	0	13	
at Auburn	-/-	-	-	-	-	-	-	-	-	-	-	-	-	-
vs. Texas A&M	-/-	-	-	-	-	-	-	-	-	-	-	-	-	-
ALABAMA	-/-	-	-	-	-	-	-	-	-	-	-	-	-	-
OLE MISS	-/-	-	-	-	-	-	-	-	-	-	-	-	-	-
TULSA	1/1	10	16	62.5	124	1	1	30	5	20	4.0	0	10	
VANDERBILT	-/-	-	-	-	-	-	-	-	-	-	-	-	-	-
LSU														
at Mississippi State														
at Missouri														
TOTAL	2/1	14	23	60.9	149	1	2	30	12	10	0.8	0	13	

SEASON HIGHS

Pass Attempts.....	16 vs. Tulsa (10/20/18)
Completions.....	10 vs. Tulsa (10/20/18)
Pass Yards.....	124 vs. Tulsa (10/20/18)
Pass TDs.....	1 vs. Tulsa (10/20/18)
Long Pass.....	30 vs. Tulsa (10/20/18)
Completion %.....	62.5 vs. Tulsa (10/20/18)
Rushes.....	7 vs. North Texas (9/7/18)
Rush Yards.....	20 vs. Tulsa (10/20/18)
Rush TDs.....	None
Long Rush.....	13 vs. North Texas (9/7/18)

CAREER HIGHS

Pass Attempts.....	16 vs. Tulsa (10/20/18)
Completions.....	10 vs. Tulsa (10/20/18)
Pass Yards.....	124 vs. Tulsa (10/20/18)
Pass TDs.....	1 vs. Tulsa (10/20/18)
Long Pass.....	30 vs. Tulsa (10/20/18)
Completion %.....	62.5 vs. Tulsa (10/20/18)
Rushes.....	7 vs. North Texas (9/7/18)
Rush Yards.....	20 vs. Tulsa (10/20/18)
Rush TDs.....	None
Long Rush.....	13 vs. North Texas (9/7/18)



CHEYENNE O'GRADY

85

Tight End | 6-4 | 251 | Junior
Fayetteville, Ark. | Fayetteville HS

QUICK HITS

- Became the 14th player since 2007 to record multiple receiving touchdowns against Alabama.
- 77 yards vs. Texas A&M was the most by a Hog TE since Hunter Henry had 92 against K-State in 2016.
- First Hog tight end to record multiple touchdowns since Hunter Henry had 2 against MSU in 2015.
- The seventh Arkansas TE to have multiple receiving TDs in a game since 2004.
- Fifth in the SEC in reception yards among tight ends with 201.

CAREER STATS

	RECEIVING						RUSHING				
	GP/GS	REC	YDS	AVG	TD	LNG	ATT	YDS	AVG	TD	LNG
2016	8/0	3	63	21.0	1	28	0	0	0.0	0	0
2017	11/1	21	132	6.3	2	19	0	0	0.0	0	0
2018	7/4	21	284	13.5	4	39	0	0	0.0	0	0
TOTAL	26/5	45	479	10.6	7	39	0	0	0.0	0	0

GAME-BY-GAME STATS

	RECEIVING						RUSHING				
	GP/GS	REC	YDS	AVG	TD	LNG	ATT	YDS	AVG	TD	LNG
EASTERN ILLINOIS	-/-	-	-	-	-	-	-	-	-	-	-
at Colorado State	-/-	-	-	-	-	-	-	-	-	-	-
NORTH TEXAS	1/0	0	0	0.0	0	0	0	0	0.0	0	0
at Auburn	1/0	0	0	0.0	0	0	0	0	0.0	0	0
vs. Texas A&M	1/1	3	77	25.7	0	36	0	0	0.0	0	0
ALABAMA	1/1	7	48	6.9	2	16	0	0	0.0	0	0
OLE MISS	1/1	3	41	13.6	1	39	0	0	0.0	0	0
TULSA	1/0	2	35	17.5	0	20	0	0	0.0	0	0
VANDERBILT	1/1	6	83	13.8	1	25	0	0	0.0	0	0
LSU											
at Mississippi State											
at Missouri											
TOTAL	7/4	21	284	13.5	4	39	0	0	0.0	0	0

SEASON HIGHS

Receptions.....	7 vs. Alabama (10/6/18)
Receiving Yards.....	83 vs. Vanderbilt (10/27/18)
Receiving Touchdowns.....	2 vs. Alabama (10/6/18)
Long Reception.....	39 vs. Ole Miss (10/13/18)

CAREER HIGHS

Receptions.....	7 vs. Alabama (10/6/18)
Receiving Yards.....	83 vs. Vanderbilt (10/27/18)
Receiving Touchdowns.....	2 vs. Alabama (10/6/18)
Long Reception.....	39 vs. Ole Miss (10/13/18)

IN THE SEC RANKINGS

	Stat	Ranking
Receiving Touchdowns	4	T-14th
Receiving Touchdowns (Among Tight Ends)	4	T-5th
Receiving Touchdowns In Conference Games	4	T-5th
Receiving Touchdowns In Conference Games (Among Tight Ends)	4	T-2nd



La'MICHAEL PETTWAY 16

Wide Receiver | 6-2 | 219 | Junior
Nashville, Ark. | Nashville HS

QUICK HITS

- Surpassed last year's receiving yard total in game one against EIU (9/1/18).
- One of six players in the SEC with two touchdowns in a game in week one.
- Recorded career highs in receptions, yards, TDs and long reception against EIU.
- Started 2018 with three games of multiple receptions, after having none prior to this year.
- Made his first career start against Florida A&M in the season opener last year.

CAREER STATS

	GP/GS	RECEIVING					RUSHING				
		REC	YDS	AVG	TD	LNG	ATT	YDS	AVG	TD	LNG
2016	10/0	1	10	10.0	1	10	0	0	0.0	0	0
2017	9/3	6	92	15.3	0	25	0	0	0.0	0	0
2018	9/3	21	358	17.0	4	48	0	0	0.0	0	0
TOTAL	28/7	28	460	16.4	5	48	0	0	0.0	0	0

GAME-BY-GAME STATS

	GP/GS	RECEIVING					RUSHING				
		REC	YDS	AVG	TD	LNG	ATT	YDS	AVG	TD	LNG
EASTERN ILLINOIS	1/0	5	93	18.6	2	48	0	0	0.0	0	0
at Colorado State	1/1	2	31	15.5	1	25	0	0	0.0	0	0
NORTH TEXAS	1/1	4	49	12.3	0	16	0	0	0.0	0	0
at Auburn	1/1	0	0	0.0	0	0	0	0	0.0	0	0
vs. Texas A&M	1/0	1	10	10.0	0	10	0	0	0.0	0	0
ALABAMA	1/0	3	17	5.6	0	9	0	0	0.0	0	0
OLE MISS	1/0	3	77	25.6	1	39	0	0	0.0	0	0
TULSA	1/0	1	30	30.0	0	30	0	0	0.0	0	0
VANDERBILT	1/0	2	51	25.5	0	40	0	0	0.0	0	0
LSU											
at Mississippi State											
at Missouri											
TOTAL	9/3	21	358	17.0	4	48	0	0	0.0	0	0

SEASON HIGHS

Receptions 5 vs. Eastern Illinois (9/1/18)
 Receiving Yards 93 vs. Eastern Illinois (9/1/18)
 Receiving Touchdowns 2 vs. Eastern Illinois (9/1/18)
 Long Reception 48 vs. Eastern Illinois (9/1/18)

CAREER HIGHS

Receptions 5 vs. Eastern Illinois (9/1/18)
 Receiving Yards 93 vs. Eastern Illinois (9/1/18)
 Receiving Touchdowns 2 vs. Eastern Illinois (9/1/18)
 Long Reception 48 vs. Eastern Illinois (9/1/18)



BUMPER POOL 16

Linebacker | 6-2 | 223 | Freshman
Lucas, Texas | Lovejoy HS

QUICK HITS

- Made first career start at Colorado State (9/8/18), recording first TFL (0.5) and PBU (1).
- 60-yard fumble return is Arkansas' longest since Jerry Franklin's 94-yard return in 2011.
- Tied for the third-most tackles on team in debut against EIU (9/1/18).
- Four-star recruit that chose Arkansas over Alabama, LSU, Texas A&M and others.

CAREER STATS

	GP/GS	UA	A	ToT	TFL-YDS	SCK-YDS	FF	FR-YDS	INT-YDS	QBH	BRUP
2018	7/3	9	14	23	2.5-4	0.0-0	0	1-60	0-0	1	3
TOTAL	7/3	9	14	23	2.5-4	0.0-0	0	1-60	0-0	1	3

GAME-BY-GAME STATS

	GP/GS	UA	A	ToT	TFL-YDS	SCK-YDS	FF	FR-YDS	INT-YDS	QBH	BRUP
EASTERN ILLINOIS	1/0	2	4	6	0.0-0	0.0-0	0	1-60	0-0	0	0
at Colorado State	1/1	0	4	4	0.5-1	0.0-0	0	0-0	0-0	0	1
NORTH TEXAS	1/1	1	2	3	1.0-1	0.0-0	0	0-0	0-0	1	1
at Auburn	1/0	0	0	0	0.0-0	0.0-0	0	0-0	0-0	0	0
vs. Texas A&M	1/0	0	0	0	0.0-0	0.0-0	0	0-0	0-0	0	0
ALABAMA	1/0	0	0	0	0.0-0	0.0-0	0	0-0	0-0	0	0
OLE MISS	-/-	-	-	-	-	-	-	-	-	-	-
TULSA	1/0	0	0	0	0.0-0	0.0-0	0	0-0	0-0	0	1
VANDERBILT	1/1	6	4	10	1.0-2	0.0-0	0	0-0	0-0	0	0
LSU											
at Mississippi State											
at Missouri											
TOTAL	7/3	9	14	23	2.5-4	0.0-0	0	1-60	0-0	1	3

SEASON HIGHS

Tackles 10 vs. Vanderbilt (10/27/18)
 Tackles For Loss 1.0 (2x) last vs. Vanderbilt (10/27/18)
 Sacks None
 Interceptions None
 Interception Return Yards None
 QB Hurries 1 vs. North Texas (9/15/18)
 Pass Breakups 1 (3x) last vs. Tulsa (10/20/18)
 Forced Fumbles 1 at Colorado State (9/8/18)
 Fumble Recoveries 1 vs. Eastern Illinois (9/1/18)

CAREER HIGHS

Tackles 10 vs. Vanderbilt (10/27/18)
 Tackles For Loss 1.0 (2x) last vs. Vanderbilt (10/27/18)
 Sacks None
 Interceptions None
 Interception Return Yards None
 QB Hurries 1 vs. North Texas (9/15/18)
 Pass Breakups 1 (3x) last vs. Tulsa (10/20/18)
 Forced Fumbles 1 at Colorado State (9/8/18)
 Fumble Recoveries 1 vs. Eastern Illinois (9/1/18)



RYAN PULLEY

11

Defensive Back | 5-11 | 198 | Junior
Fort Myers, Fla. | Island Coast HS

QUICK HITS

- Recorded his first interception since the 2016 season against Colorado State (9/8/18).
- Has started 21-consecutive games played, recording 17 PBUs and four INTs.
- Suffered a right pectoral injury and missed most of the 2017 season.
- Recorded his first career sack at Auburn (9/22/18).
- Recorded his first career FF against Alabama (10/6/18), the sixth fumble for the Tide this season.

CAREER STATS

	GP/GS	UA	A	ToT	TFL-YDS	SCK-YDS	FF	FR-YDS	INT-YDS	QBH	BRUP
2015	10/1	6	4	10	0.0-0	0.0-0	0	0-0	1-8	0	2
2016	13/12	33	14	47	0.5-0	0.0-0	0	1-0	2-75	0	13
2017	1/1	1	0	1	0.0-0	0.0-0	0	0-0	0-0	0	0
2018	9/7	25	5	30	2.0-8	1.0-5	1	0-0	3-0	0	6
TOTAL	33/21	65	23	88	2.5-8	1.0-5	1	1-0	6-83	0	21

GAME-BY-GAME STATS

	GP/GS	UA	A	ToT	TFL-YDS	SCK-YDS	FF	FR-YDS	INT-YDS	QBH	BRUP
EASTERN ILLINOIS	1/1	2	1	3	0.0-0	0.0-0	0	0-0	0-0	0	0
at Colorado State	1/1	4	1	5	0.0-0	0.0-0	0	0-0	1-0	0	2
NORTH TEXAS	1/1	3	0	3	1.0-3	0.0-0	0	0-0	0-0	0	0
at Auburn	1/1	3	1	4	1.0-5	1.0-5	0	0-0	0-0	0	1
vs. Texas A&M	1/1	4	0	4	0.0-0	0.0-0	0	0-0	0-0	0	0
ALABAMA	1/1	3	1	4	0.0-0	0.0-0	1	0-0	0-0	0	0
OLE MISS	1/1	2	1	3	0.0-0	0.0-0	0	0-0	1-0	0	1
TULSA	1/0	2	0	2	0.0-0	0.0-0	0	0-0	1-0	0	1
VANDERBILT	1/0	2	0	2	0.0-0	0.0-0	0	0-0	0-0	0	1
LSU											
at Mississippi State											
at Missouri											
TOTAL	9/7	25	5	30	2.0-8	1.0-5	1	0-0	3-0	0	6

SEASON HIGHS

Tackles 5 at Colorado State (9/8/18)
Tackles For Loss 1.0 (2x) last at Auburn (9/22/18)
Sacks 1.0 at Auburn (9/22/18)
Interceptions 1 (3x) last vs. Tulsa (10/21/18)
Interception Return Yards None
QB Hurries None
Pass Breakups 2 at Colorado State (9/8/18)
Forced Fumbles 1 vs. Alabama (10/6/18)
Fumble Recoveries None

CAREER HIGHS

Tackles 7 at Missouri (11/24/16)
Tackles For Loss 1.0 (2x) last at Auburn (9/22/18)
Sacks 1.0 at Auburn (9/22/18)
Interceptions 1 (6x), last vs. Tulsa (10/21/18)
Interception Return Yards 50 vs. Virginia Tech (12/29/16)
QB Hurries None
Pass Breakups 3 at TCU (9/10/16)
Forced Fumbles 1 vs. Alabama (10/6/18)
Fumble Recoveries None



SANTOS RAMIREZ

9

Defensive Back | 6-2 | 204 | Senior
Shreveport, La. | Evangel Christian Academy

QUICK HITS

- Had his fifth career double-digit tackling effort against Tulsa (10/20/18).
- In 2017, finished third on the team and first among DBs in tackles (63).
- Enters the 2018 campaign with 5 career FF, the most since Tenarius Wright (2008-2012).
- Forced and recovered a key fumble and broke up a pass against Ole Miss (10/28/17).
- One of 3 players in the FBS to record at least 60 tackles, an INT, 8 PBUs and 3 FF in 2017.

CAREER STATS

	GP/GS	UA	A	ToT	TFL-YDS	SCK-YDS	FF	FR-YDS	INT-YDS	QBH	BRUP
2015	12/3	22	13	35	0.0-0	0.0-0	0	0-0	1-18	0	3
2016	12/7	30	13	43	0.0-0	0.0-0	2	0-0	1-24	0	2
2017	12/12	34	29	63	2.0-4	0.0-0	3	1-0	1-16	0	8
2018	9/9	35	29	64	0.5-0	0.0-0	0	1-0	0	0	0
TOTAL	45/31	116	79	195	2.0-4	0.0-0	5	1-0	3-58	0	13

GAME-BY-GAME STATS

	GP/GS	UA	A	ToT	TFL-YDS	SCK-YDS	FF	FR-YDS	INT-YDS	QBH	BRUP
EASTERN ILLINOIS	1/1	5	1	6	0.0-0	0.0-0	0	1-0	0-0	0	0
at Colorado State	1/1	4	6	10	0.0-0	0.0-0	0	0-0	0-0	0	0
NORTH TEXAS	1/1	3	1	4	0.0-0	0.0-0	0	0-0	0-0	0	0
at Auburn	1/1	4	1	5	0.0-0	0.0-0	0	0-0	0-0	0	0
vs. Texas A&M	1/1	6	4	10	0.0-0	0.0-0	0	0-0	0-0	0	0
ALABAMA	1/1	3	9	12	0.0-0	0.0-0	0	0-0	0-0	0	0
OLE MISS	1/1	4	2	6	0.0-0	0.0-0	0	0-0	0-0	0	0
TULSA	1/1	5	5	10	0.5-0	0.0-0	0	0-0	0-0	0	0
VANDERBILT	1/1	1	0	1	0.0-0	0.0-0	0	0-0	0-0	0	0
LSU											
at Mississippi State											
at Missouri											
TOTAL	9/9	35	29	64	0.5-0	0.0-0	0	1-0	0	0	0

SEASON HIGHS

Tackles 12 vs. Alabama (10/6/18)
Tackles For Loss 0.5 vs. Tulsa (10/20/18)
Sacks None
Interceptions None
Interception Return Yards None
QB Hurries None
Pass Breakups None
Forced Fumbles None
Fumble Recoveries 1 vs. Eastern Illinois (9/1/18)

CAREER HIGHS

Tackles 12 vs. Alabama (10/6/18)
Tackles For Loss 1 vs. New Mexico State (9/30/17)
Sacks None
Interceptions 1 (3x), last vs. TCU (9/9/17)
Interception Return Yards 24 vs. Florida (11/5/16)
QB Hurries None
Pass Breakups 2 (3x) last vs. Coastal Carolina (11/4/17)
Forced Fumbles 1 (4x) last at Ole Miss (10/28/17)
Fumble Recoveries 1 (2x) last vs. Eastern Illinois (9/1/18)



RANDY RAMSEY

10

Defensive Line | 6-4 | 236 | Senior
Ft. Lauderdale, Fla. | Dillard HS

QUICK HITS

- Led the team last season with six QBHs, with five coming in SEC Contests.
- Logged his first career sack against Florida A&M (8/31/17).
- Recorded a career -high nine tackles in a comeback win against Ole Miss (10/28/17).
- Made at least 1.0 tackle for loss in four games, had 1.0 sack in two games in 2017.

CAREER STATS

	GP/GS	UA	A	ToT	TFL-YDS	SCK-YDS	FF	FR-YDS	INT-YDS	QBH	BRUP
2014	7/1	5	3	8	0.5-1	0.0-0	0	0-0	0-0	0	0
2016	12/3	13	10	23	5.5-32	2.5-20	3	1-0	0-0	4	0
2017	12/8	20	22	42	5.5-18	2.0-13	1	0-0	0-0	6	2
2018	7/7	14	14	28	6.0-32	3.0-22	0	1-0	0-0	4	0
TOTAL	38/19	52	49	101	17.5-83	7.5-55	4	2-0	0-0	14	2

GAME-BY-GAME STATS

	GP/GS	UA	A	ToT	TFL-YDS	SCK-YDS	FF	FR-YDS	INT-YDS	QBH	BRUP
EASTERN ILLINOIS	-/-	-	-	-	-	-	-	-	-	-	-
at Colorado State	-/-	-	-	-	-	-	-	-	-	-	-
NORTH TEXAS	1/1	0	1	1	0.0-0	0.0-0	0	0-0	0-0	3	0
at Auburn	1/1	5	1	6	2.0-11	1.0-6	0	0-0	0-0	0	0
vs. Texas A&M	1/1	1	3	4	0.0-0	0.0-0	0	0-0	0-0	0	0
ALABAMA	1/1	0	3	3	0.5-1	0.0-0	0	0-0	0-0	1	0
OLE MISS	1/1	2	2	4	2.5-10	1.0-6	0	0-0	0-0	0	0
TULSA	1/1	2	1	3	0.0-0	0.0-0	0	1-0	0-0	0	0
VANDERBILT	1/1	4	3	7	1.0-10	1.0-10	0	0-0	0-0	0	0
LSU											
at Mississippi State											
at Missouri											
TOTAL	7/7	14	14	28	6.0-32	3.0-22	0	1-0	0-0	4	0

SEASON HIGHS

Tackles6 at Auburn (9/22/18)
Tackles For Loss.....2.5 vs. Ole Miss (10/14/18)
Sacks.....1.0 (3x) last vs. Vanderbilt (10/27/18)
InterceptionsNone
Interception Return YardsNone
QB Hurries3 vs. North Texas (9/15/18)
Pass Breakups.....None
Forced FumblesNone

CAREER HIGHS

Tackles9 vs. Ole Miss (10/28/17)
Tackles For Loss.....2.5 vs. Ole Miss (10/14/18)
Sacks.....1.0 (7x) last vs. Vanderbilt (10/27/18)
InterceptionsNone
Interception Return YardsNone
QB Hurries3 vs. North Texas (9/15/18)
Pass Breakups.....1 (2x) last vs. Mississippi State (11/17/17)
Forced Fumbles1 (4x) last vs. Coastal Carolina (11/4/17)



KEVIN RICHARDSON

30

Defensive Back | 5-11 | 180 | Senior
Jacksonville, Ark. | Jacksonville HS



QUICK HITS

- Recorded his first statistics of the season against Texas A&M (9/29/18) with two tackles.
- Tied for the team lead in interceptions (3), breaking up four passes in 2017.
- Recorded three picks in four games, the most in a four game stretch by a Hog since 2011.
- Ended Jalen Hurts' streak of 206 passes thrown without an interception last season.
- Finished the year with 17 tackles over the final two games.

CAREER STATS

	GP/GS	UA	A	ToT	TFL-YDS	SCK-YDS	FF	FR-YDS	INT-YDS	QBH	BRUP
2014	13/0	5	3	8	0.0-0	0.0-0	0	0-0	0-0	1	0
2015	13/5	22	22	44	0.0-0	0.0-0	0	0-0	1-0	0	3
2016	1/1	2	5	7	0.0-0	0.0-0	0	0-0	0-0	0	0
2017	12/9	21	29	50	0.5-1	0.0-0	0	1-22	3-7	0	4
2018	6/2	4	6	10	0.0-0	0.0-0	0	0-0	0-0	0	1
TOTAL	45/17	54	67	121	0.5-1	0.0-0	0	1-22	4-7	1	8

GAME-BY-GAME STATS

	GP/GS	UA	A	ToT	TFL-YDS	SCK-YDS	FF	FR-YDS	INT-YDS	QBH	BRUP
EASTERN ILLINOIS	-/-	-	-	-	-	-	-	-	-	-	-
at Colorado State	-/-	-	-	-	-	-	-	-	-	-	-
NORTH TEXAS	-/-	-	-	-	-	-	-	-	-	-	-
at Auburn	1/0	0	0	0	0.0-0	0.0-0	0	0-0	0-0	0	0
vs. Texas A&M	1/0	0	2	2	0.0-0	0.0-0	0	0-0	0-0	0	0
ALABAMA	1/1	1	2	3	0.0-0	0.0-0	0	0-0	0-0	0	1
OLE MISS	1/1	2	0	2	0.0-0	0.0-0	0	0-0	0-0	0	0
TULSA	1/0	1	2	3	0.0-0	0.0-0	0	0-0	0-0	0	0
VANDERBILT	1/0	0	0	0	0.0-0	0.0-0	0	0-0	0-0	0	0
LSU											
at Mississippi State											
at Missouri											
TOTAL	6/2	4	6	10	0.0-0	0.0-0	0	0-0	0-0	0	1

SEASON HIGHS

Tackles3 (2x) last vs. Alabama (10/20/18)
Tackles For Loss.....None
Sacks.....None
InterceptionsNone
Interception Return YardsNone
QB HurriesNone
Pass Breakups.....1 vs. Alabama (10/6/18)
Forced FumblesNone
Fumble Recoveries.....None

CAREER HIGHS

Tackles10 (2x), last vs. Mississippi State (11/21/15)
Tackles For Loss.....None
Sacks.....None
Interceptions1 (4x) last vs. Auburn (10/21/17)
Interception Return Yards7 vs. Auburn (10/21/17)
QB Hurries1 vs. UAB (10/25/14)
Pass Breakups.....3 vs. Mississippi State (11/21/1)
Forced FumblesNone
Fumble Recoveries.....1 vs. Ole Miss (10/28/17)



T.J. SMITH

52

Defensive Line | 6-3 | 304 | Senior
Moultrie, Ga. | Colquitt County HS

QUICK HITS

- Started all 12 games in 2017, finishing as one of five Arkansas players with multiple sacks.
- Recorded his first TFL and sack of the 2018 campaign against Texas A&M (9/29/18).
- Recorded a career high five tackles against Ole Miss (10/27/17)
- All four tackles for loss and two sacks came away from home in SEC competition.
- Recorded 2.0 TFLs, 1.0 sack, a FF and a QBH in a career day against South Carolina in 2017.

CAREER STATS

	GP/GS	UA	A	ToT	TFL-YDS	SCK-YDS	FF	FR-YDS	INT-YDS	QBH	BRUP
2016	5/0	1	3	4	1.5-3	0.0-0	0	0-0	0-0	0	0
2017	12/12	10	16	26	4.0-17	2.0-15	1	0-0	0-0	3	0
2018	9/9	7	13	20	2.5-9	1.5-6	0	0-0	0-0	0	0
TOTAL	26/21	18	32	50	8.0-29	3.5-21	1	0-0	0-0	3	0

GAME-BY-GAME STATS

	GP/GS	UA	A	ToT	TFL-YDS	SCK-YDS	FF	FR-YDS	INT-YDS	QBH	BRUP
EASTERN ILLINOIS	1/1	1	2	3	0.5-1	0.0-0	0	0-0	0-0	0	0
at Colorado State	1/1	0	1	1	0.5-2	0.0-0	0	0-0	0-0	0	0
NORTH TEXAS	1/1	0	3	3	0.0-0	0.0-0	0	0-0	0-0	0	0
at Auburn	1/1	2	1	3	0.0-0	0.0-0	0	0-0	0-0	0	0
vs. Texas A&M	1/1	1	1	2	1.0-5	1.0-5	0	0-0	0-0	0	0
ALABAMA	1/1	0	2	2	0.0-0	0.0-0	0	0-0	0-0	0	0
OLE MISS	1/1	2	0	2	0.0-0	0.0-0	0	0-0	0-0	0	0
TULSA	1/1	1	3	4	0.5-1	0.5-1	0	0-0	0-0	0	0
VANDERBILT	1/1	0	0	0	0.0-0	0.0-0	0	0-0	0-0	0	0
LSU											
at Mississippi State											
at Missouri											
TOTAL	9/9	7	13	20	2.5-9	1.5-6	0	0-0	0-0	0	0

SEASON HIGHS

Tackles	3 (3x) last at Auburn (9/22/18)
Tackles For Loss	1.0 vs. Texas A&M (9/29/18)
Sacks	1.0 vs. Texas A&M (9/29/18)
Interceptions	None
Interception Return Yards	None
QB Hurries	None
Pass Breakups	None
Forced Fumbles	None
Fumble Recoveries	None

CAREER HIGHS

Tackles	5 at Ole Miss (10/28/17)
Tackles For Loss	2.0 at South Carolina (10/7/17)
Sacks	1.0 (3x) last vs. Texas A&M (9/29/18)
Interceptions	None
Interception Return Yards	None
QB Hurries	1 (3x) last vs. Coastal Carolina (11/4/17)
Pass Breakups	None
Forced Fumbles	1 at South Carolina (10/7/17)
Fumble Recoveries	None



DEON STEWART

3

Wide Receiver | 5-11 | 161 | Junior
Hardy, Ark. | Highland HS

QUICK HITS

- Has at least one catch in 15 consecutive games, including nine multi-catch games.
- Recorded multiple catches in six of the last 10 SEC contests.
- Finished second on the team in receptions (33), receiving yards (404) and TD catches (3).
- 8 of 9 catches on third down resulted in a first down, including 32-yarder at Auburn.

CAREER STATS

	GP/GS	RECEIVING					RUSHING				
		REC	YDS	AVG	TD	LNG	ATT	YDS	AVG	TD	LNG
2016	12/0	2	34	17.0	0	19	2	9	4.5	0	5
2017	12/6	33	404	12.2	3	38	8	10	1.2	0	8
2018	9/4	12	141	11.8	0	37	0	0	0.0	0	0
TOTAL	31/10	47	579	12.3	3	38	8	15	1.9	0	5

GAME-BY-GAME STATS


	GP/GS	REC	YDS	AVG	TD	LNG	ATT	YDS	AVG	TD	LNG
EASTERN ILLINOIS	1/0	1	0	0.0	0	0	0	0	0.0	0	0
at Colorado State	1/0	1	10	10.0	0	10	0	0	0.0	0	0
NORTH TEXAS	1/0	2	12	6.0	0	8	0	0	0.0	0	0
at Auburn	1/0	1	32	32.0	0	32	0	0	0.0	0	0
vs. Texas A&M	1/1	1	6	6.0	0	6	0	0	0.0	0	0
ALABAMA	1/1	2	53	21.5	0	37	0	0	0.0	0	0
OLE MISS	1/1	2	5	2.5	0	5	0	0	0.0	0	0
TULSA	1/1	0	0	0.0	0	0	0	0	0.0	0	0
VANDERBILT	1/1	2	23	11.5	0	17	0	0	0.0	0	0
LSU											
at Mississippi State											
at Missouri											
TOTAL	9/4	12	141	11.8	0	37	0	0	0.0	0	0

SEASON HIGHS

Receptions	2 (2x) last vs. Alabama (10/6/18)
Receiving Yards	53 vs. Alabama (10/6/18)
Receiving Touchdowns	None
Long Reception	37 vs. Alabama (10/6/18)
Rushes	None
Rushing Yards	None
Rushing Touchdowns	None
Long Rush	None
Punt Returns	2 vs. Tulsa (10/20/18)
Long Punt Return	45 at Colorado State (9/8/18)
Kick Returns	1 (2x) last at Auburn (9/22/18)
Kick Return Yards	20 at Auburn (9/22/18)
Kick Return Touchdowns	None

CAREER HIGHS

Receptions	6 (2x) last vs Missouri (11/24/17)
Receiving Yards	71 vs. New Mexico State (9/30/17)
Receiving Touchdowns	1 (3x), last at Ole Miss (10/28/17)
Long Reception	38 vs. New Mexico State (9/30/17)
Rushes	2 vs. Auburn (10/21/17)
Rushing Yards	5 vs. Virginia Tech (12/29/16)
Rushing Touchdowns	None
Punt Returns	2 vs. Tulsa (10/20/18)
Long Rush	5 vs. Virginia Tech (12/29/16)
Long Punt Return	45 at Colorado State (9/8/18)
Kick Returns	7 vs. LSU (11/12/16)
Kick Return Yards	119 at Missouri (11/25/16)
Kick Return Touchdowns	None



TY STOREY

4

Quarterback | 6-2 | 215 | Junior
Charleston, Ark. | Charleston HS



QUICK HITS

- 15th quarterback to complete 25 or more passes against Alabama since 2007.
- Had a career high completions (13), attempts (31), rushes (12) and rush yards (44) at Auburn.
- Recorded 261 yards and accounted for four total touchdowns against EIU (9/1/18).
- Posted his first passing statistics since Oct. 22, 2016 against Auburn in season opener.
- Four-star recruit and early enrollee in 2015 before redshirting in first year.

CAREER STATS

	PASSING								RUSHING							
	GP/GS	COMP	ATT	PCT	YDS	TD	INT	LNG	ATT	YDS	AVG	TD	LNG	ATT	YDS	AVG
2016	3/0	1	4	25.0	3	0	0	3	2	-17	-8.5	0	0			
2017	2/0	0	0	0.0	0	0	0	0	1	-5	-5	0	0			
2018	7/6	104	178	58.4	1,223	9	6	57	50	207	4.1	1	23			
TOTAL	12/6	105	182	57.6	1,226	9	6	57	50	185	3.7	1	23			

GAME-BY-GAME STATS

	PASSING								RUSHING							
	GP/GS	COMP	ATT	PCT	YDS	TD	INT	LNG	ATT	YDS	AVG	TD	LNG	ATT	YDS	AVG
EASTERN ILLINOIS	1/0	12	17	70.5	261	3	0	57	3	15	5.0	1	10			
at Colorado State	1/1	5	13	38.5	36	0	2	19	2	11	5.5	0	17			
NORTH TEXAS	-/-	-	-	-	-	-	-	-	-	-	-	-	-			
at Auburn	1/1	13	31	41.9	141	0	1	33	12	44	3.7	0	17			
vs. Texas A&M	1/1	14	26	53.8	193	1	1	36	10	1	0.1	0	11			
ALABAMA	1/1	25	39	64.1	230	2	1	37	9	42	4.6	0	11			
OLE MISS	1/1	12	16	75.0	122	1	0	39	9	70	7.8	0	23			
TULSA	-/-	-	-	-	-	-	-	-	-	-	-	-	-			
VANDERBILT	1/1	23	36	63.8	240	2	1	40	5	24	4.8	0	16			
LSU																
at Mississippi State																
at Missouri																
TOTAL	7/6	104	178	58.4	1,223	9	6	57	50	207	4.1	1	23			

SEASON HIGHS

Pass Attempts	39 vs. Alabama (10/6/18)
Completions	25 vs. Alabama (10/6/18)
Pass Yards	261 vs. Eastern Illinois (9/1/18)
Pass TDs	3 vs. Eastern Illinois (9/1/18)
Long Pass	57 vs. Eastern Illinois (9/1/18)
Completion %	75.0 vs. Ole Miss (10/13/18)
Rushes	12 at Auburn (9/22/18)
Rush Yards	70 vs. Ole Miss (10/13/18)
Rush TDs	1 vs. Eastern Illinois (9/1/18)
Long Rush	23 vs. Ole Miss (10/13/18)

CAREER HIGHS

Pass Attempts	39 vs. Alabama (10/6/18)
Completions	25 vs. Alabama (10/6/18)
Pass Yards	261 vs. Eastern Illinois (9/1/18)
Pass TDs	3 vs. Eastern Illinois (9/1/18)
Long Pass	57 vs. Eastern Illinois (9/1/18)
Completion %	75.0 vs. Ole Miss (10/13/18)
Rushes	12 at Auburn (9/22/18)
Rush Yards	70 vs. Ole Miss (10/13/18)
Rush TDs	1 vs. Eastern Illinois (9/1/18)
Long Rush	23 vs. Ole Miss (10/13/18)



De'VION WARREN

9

Wide Receiver | 5-10 | 180 | Sophomore
Monroe, La. | Ouachita Parish HS

QUICK HITS

- Led the SEC and ranked 13th nationally with a 26.38 kickoff return average last year.
- His 765 yards returning kicks ranks third in single-season school history.
- Led SEC with four 40-plus yard kickoff returns, longest was a 100-yard TD against Auburn.
- Became the first Razorback since 2014 to return a kickoff for a touchdown.
- 100-yard kickoff return was the longest for a score since Felix Jones' 100-yard TD in 2006.

CAREER STATS

	RECEIVING					RUSHING					KICK RETURN				
	GP/GS	REC	YDS	AVG	TD	LNG	ATT	YDS	AVG	TD	LNG	RET	YDS	TD	LNG
2017	12/0	1	5	5.0	0	5	2	10	5.0	0	6	29	765	1	100
2018	6/0	3	14	4.6	1	0	0	0	0.0	0	0	11	285	0	78
TOTAL	19/0	4	19	4.75	1	5	2	10	5.0	0	6	401,050	1	100	

GAME-BY-GAME STATS

	RECEIVING					RUSHING					KICK RETURN				
	GP/GS	REC	YDS	AVG	TD	LNG	ATT	YDS	AVG	TD	LNG	RET	YDS	TD	LNG
EASTERN ILLINOIS	1/0	0	0	0.0	0	0	0	0	0.0	0	0	4	102	0	34
at Colorado State	1/0	2	-3	-1.5	0	0	0	0	0.0	0	0	1	23	0	23
NORTH TEXAS	-/-	-	-	-	-	-	-	-	-	-	-	-	-	-	-
at Auburn	-/-	-	-	-	-	-	-	-	-	-	-	-	-	-	-
vs. Texas A&M	1/0	0	0	0.0	0	0	0	0	0.0	0	0	1	11	0	11
ALABAMA	1/0	1	17	17.0	1	0	0	0	0.0	0	0	1	78	0	78
OLE MISS	1/0	0	0	0.0	0	0	0	0	0.0	0	0	2	37	0	33
TULSA	1/0	0	0	0.0	0	0	0	0	0.0	0	0	0	0	0	0
VANDERBILT	1/0	0	0	0.0	0	0	0	0	0.0	0	0	2	34	0	24
LSU															
at Mississippi State															
at Missouri															
TOTAL	6/0	3	14	4.6	1	0	0	0	0.0	0	0	11	285	0	78

SEASON HIGHS

Kickoff Returns	4 vs. Eastern Illinois (9/1/18)
Kickoff Return Yards	102 vs. Eastern Illinois (9/1/18)
Kickoff Return Touchdowns	None

CAREER HIGHS

Kickoff Returns	5 (2x), last vs. Coastal Carolina (11/4/17)
Kickoff Return Yards	141 at Ole Miss (10/28/17)
Kickoff Return Touchdowns	1 vs. Auburn (10/21/17)



ARMON WATTS

90

Defensive Line | 6-5 | 298 | Senior
St. Louis, Mo. | Christian Brothers College HS

QUICK HITS

- First Hog to have 1.0+ sacks in each of the first three games of a season since Randy Garner in 1998.
- Fourth Hog since 1998 to have 3.0+ sacks through the first three games of a season.
- Tied for 5th in the SEC in sacks (4.0), 7th in sack yards (24) T-6th in sacks per game (0.80).
- 4.0 sacks is most by a Razorback since Deatrich Wise had 8.0 in 2015.
- 4.0 sacks through five games is the most since Chris Smith had 6.0 through five in 2013.

CAREER STATS

	GP/GS	UA	A	ToT	TFL-YDS	SCK-YDS	FF	FR-YDS	INT-YDS	QBH	BRUP
2015	11/0	2	0	2	0.0-0	0.0-0	0	0-0	0-0	1	0
2016	1/0	0	1	1	0.0-0	0.0-0	0	0-0	0-0	0	0
2017	3/0	2	2	4	0.0-0	0.0-0	0	0-0	0-0	0	0
2018	9/8	12	21	33	6.0-33	5.5-32	2	0-0	0-0	2	2
TOTAL	24/8	16	24	40	6.0-33	5.5-32	2	0-0	0-0	3	2

GAME-BY-GAME STATS

	GP/GS	UA	A	ToT	TFL-YDS	SCK-YDS	FF	FR-YDS	INT-YDS	QBH	BRUP
EASTERN ILLINOIS	1/0	1	1	2	1.0-7	1.0-7	1	0-0	0-0	0	0
at Colorado State	1/1	1	4	5	1.5-5	1.0-4	1	0-0	0-0	1	0
NORTH TEXAS	1/1	1	1	2	1.0-9	1.0-9	0	0-0	0-0	0	1
at Auburn	1/1	2	1	3	0.0-0	0.0-0	0	0-0	0-0	1	0
vs. Texas A&M	1/1	1	4	5	1.0-4	1.0-4	0	0-0	0-0	0	0
ALABAMA	1/1	0	2	2	0.0-0	0.0-0	0	0-0	0-0	0	1
OLE MISS	1/1	2	2	4	0.0-0	0.0-0	0	0-0	0-0	0	0
TULSA	1/1	1	3	4	0.5-1	0.5-1	0	0-0	0-0	0	0
VANDERBILT	1/1	3	3	6	1.0-7	1.0-7	0	0-0	0-0	0	0
LSU											
at Mississippi State											
at Missouri											
TOTAL	9/8	12	21	33	6.0-33	5.5-32	2	0-0	0-0	2	2

SEASON HIGHS

Tackles	6 vs. Vanderbilt (10/27/18)
Tackles For Loss	1.5 at Colorado State (9/8/18)
Sacks	1.0 (5x) last vs. Vanderbilt (10/27/18)
Interceptions	None
Interception Return Yards	None
QB Hurries	1 (3x) last at Auburn (9/22/18)
Pass Breakups	1 (2x) last vs. Alabama (10/6/18)
Forced Fumbles	1 (2x) last at Colorado State (9/8/18)
Fumble Recoveries	None

CAREER HIGHS

Tackles	5 (2x) last vs. Texas A&M (9/29/18)
Tackles For Loss	1.5 at Colorado State (9/8/18)
Sacks	1.0 (5x) last vs. Vanderbilt (10/27/18)
Interceptions	None
Interception Return Yards	None
QB Hurries	1 (3x) last at Auburn (9/22/18)
Pass Breakups	1 (2x) last vs. Alabama (10/6/18)
Forced Fumbles	1 (2x) last at Colorado State (9/8/18)
Fumble Recoveries	None



DEVWAH WHALEY

21

Running Back | 5-11 | 209 | Junior
Beaumont, Texas | Central HS

QUICK HITS

- Set career highs in rushes (26) and rushing yards (165) against Colorado State (9/8/18).
- The 11th Arkansas running back to rush for 165+ yards since 2010, fourth on the road.
- Has scored a touchdown in eight of the last 10 games.
- Finished as the team's second leading rusher with 559 yards and 7 TDs on 127 carries.
- Named a preseason Doak Walker Award watch list member.

CAREER STATS

	GP/GS	RUSHING					RECEIVING				
		ATT	YDS	AVG	TD	LNG	REC	YDS	AVG	TD	LNG
2016	13/0	110	602	5.4	3	75	6	139	23.2	0	43
2017	12/11	127	559	4.4	7	33	8	56	7.0	1	20
2018	5/4	65	301	4.6	2	18	6	30	5.0	0	8
TOTAL	30/16	302	1,464	4.8	12	75	20	225	11.3	1	43

GAME-BY-GAME STATS

	GP/GS	ATT	YDS	AVG	TD	LNG	REC	YDS	AVG	TD	LNG
EASTERN ILLINOIS	1/1	10	29	2.8	1	8	0	0	0.0	0	0
at Colorado State	1/1	26	165	6.3	1	18	0	0	0.0	0	0
NORTH TEXAS	1/1	9	16	1.3	0	7	2	12	6.0	0	8
at Auburn	1/1	8	26	3.2	0	16	2	9	4.5	0	7
vs. Texas A&M	-/-	-	-	-	-	-	-	-	-	-	-
ALABAMA	-/-	-	-	-	-	-	-	-	-	-	-
OLE MISS	1/0	12	67	5.6	0	16	2	9	4.5	0	5
TULSA	-/-	-	-	-	-	-	-	-	-	-	-
VANDERBILT	-/-	-	-	-	-	-	-	-	-	-	-
LSU											
at Mississippi State											
at Missouri											
TOTAL	5/4	65	301	4.6	2	18	6	30	5.0	0	8

SEASON HIGHS

Rushes	26 at Colorado State (9/8/18)
Rushing Yards	165 at Colorado State (9/8/18)
Rushing TDs	1 (2x) last at Colorado State (9/8/18)
Long Rush	18 at Colorado State (9/8/18)
100-Yard Games	1 at Colorado State (9/15/18)
Receptions	2 vs. North Texas (9/15/18)
Receiving Yards	12 vs. North Texas (9/15/18)
Receiving TDs	None
Long Reception	8 vs. North Texas (9/15/18)

CAREER HIGHS

Rushes	26 at Colorado State (9/8/18)
Rushing Yards	165 at Colorado State (9/8/18)
Rushing TDs	1 (13x) last at Colorado State (9/8/18)
Long Rush	75 vs. Alcorn State (10/1/16)
100-Yard Games	4, last at Colorado State (9/8/18)
Receptions	2 (4x) last vs. North Texas (9/15/18)
Receiving Yards	69 vs. Florida (11/5/16)
Receiving TDs	1 at Ole Miss (10/28/17)
Long Reception	43 vs. Florida (11/5/16)



MIKE WOODS

8

Wide Receiver | 6-1 | 190 | Freshman
Magnolia, Texas | Magnolia HS

QUICK HITS

- Led Arkansas with four catches of 61 yards against North Texas.
- Recorded his first career touchdown late in the fourth quarter against Texas A&M (9/29/18).
- Three of four catches against North Texas resulted in a first down.
- Three-star recruit by ESPN and 247Sports.
- Chose Arkansas over Vanderbilt, Washington State, Texas Tech and others.

CAREER STATS

	GP/GS	RUSHING					RECEIVING				
		ATT	YDS	AVG	TD	LNG	REC	YDS	AVG	TD	LNG
2018	8/5	14	177	12.6	1	29	0	0	0.0	0	0
TOTAL	8/5	14	177	12.6	1	29	0	0	0.0	0	0

GAME-BY-GAME STATS

	GP/GS	RECEIVING					RUSHING				
		REC	YDS	AVG	TD	LNG	ATT	YDS	AVG	TD	LNG
EASTERN ILLINOIS	-/-	-	-	-	-	-	-	-	-	-	-
at Colorado State	1/0	0	0	0	0	0	0	0	0.0	0	0
NORTH TEXAS	1/0	4	61	16.0	0	25	0	0	0.0	0	0
at Auburn	1/0	1	13	13.0	0	13	0	0	0.0	0	0
vs. Texas A&M	1/1	2	50	25.0	1	29	0	0	0.0	0	0
ALABAMA	1/1	2	6	3.0	0	4	0	0	0.0	0	0
OLE MISS	1/1	2	14	7.0	0	9	0	0	0.0	0	0
TULSA	1/1	0	0	0.0	0	0	0	0	0.0	0	0
VANDERBILT	1/1	3	33	11.0	0	28	0	0	0.0	0	0
LSU											
at Mississippi State											
at Missouri											
TOTAL	8/5	14	177	12.6	1	29	0	0	0.0	0	0

SEASON HIGHS

RushesNone
Rushing YardsNone
Rushing TDsNone
Long RushNone
100-Yard GamesNone
Receptions4 vs. North Texas (9/15/18)
Receiving Yards61 vs. North Texas (9/15/18)
Receiving TDsNone
Long Reception29 vs. Texas A&M (9/29/19)

CAREER HIGHS

RushesNone
Rushing YardsNone
Rushing TDsNone
Long RushNone
100-Yard GamesNone
Receptions6 vs. North Texas (9/15/18)
Receiving Yards61 vs. North Texas (9/15/18)
Receiving TDsNone
Long Reception29 vs. Texas A&M (9/29/19)



MALEEK WILLIAMS

23

Running Back | 5-11 | 223 | Freshman
Punta Gorda, Fla. | Charlotte HS

QUICK HITS

- Made debut against EIU (9/1/18), rushing for 17 yards on three attempts.
- Redshirted his first year on campus.
- A four star prospect that chose Arkansas over Tennessee, Oregon and others.

CAREER STATS

	GP/GS	RUSHING					RECEIVING				
		ATT	YDS	AVG	TD	LNG	REC	YDS	AVG	TD	LNG
2018	5/0	20	115	5.75	2	68	0	0	0.0	0	0
TOTAL	5/0	20	115	5.75	2	68	0	0	0.0	0	0

GAME-BY-GAME STATS

	GP/GS	RUSHING					RECEIVING				
		ATT	YDS	AVG	TD	LNG	REC	YDS	AVG	TD	LNG
EASTERN ILLINOIS	1/0	3	17	5.7	0	7	0	0	0.0	0	0
at Colorado State	-/-	-	-	-	-	-	-	-	-	-	-
NORTH TEXAS	1/0	5	74	14.8	1	68	0	0	0.0	0	0
at Auburn	1/0	2	0	0.0	0	2	0	0	0.0	0	0
vs. Texas A&M	-/-	-	-	-	-	-	-	-	-	-	-
ALABAMA	1/0	1	1	1.0	0	1	0	0	0.0	0	0
OLE MISS	-/-	-	-	-	-	-	-	-	-	-	-
TULSA	1/0	9	23	2.6	1	5	0	0	0.0	0	0
VANDERBILT	-/-	-	-	-	-	-	-	-	-	-	-
LSU											
at Mississippi State											
at Missouri											
TOTAL	5/0	20	115	5.75	2	68	0	0	0.0	0	0

SEASON HIGHS

Rushes9 vs. Tulsa (10/20/18)
Rushing Yards74 vs. North Texas (9/15/18)
Rushing TDs1 vs. North Texas (9/15/18)
Long Rush68 vs. North Texas (9/15/18)
100-Yard GamesNone
ReceptionsNone
Receiving YardsNone
Receiving TDsNone
Long ReceptionNone

CAREER HIGHS

Rushes9 vs. Tulsa (10/20/18)
Rushing Yards74 vs. North Texas (9/15/18)
Rushing TDs1 vs. North Texas (9/15/18)
Long Rush68 vs. North Texas (9/15/18)
100-Yard GamesNone
ReceptionsNone
Receiving YardsNone
Receiving TDsNone
Long ReceptionNone

GAME 1 ||| EASTERN ILLINOIS

EASTERN ILLINOIS (0-1)20
ARKANSAS (1-0)55

September 1, 2018 | Fayetteville, Ark.
 Donald W. Reynolds Razorback Stadium | Time: 3 p.m. | Attendance: 63,342
 TV: SEC Network > Dave Neal (PBP), DJ Shockley (Analyst) & Dawn Davenport (Sideline)

SCORING SUMMARY

	1st	2nd	3rd	4th	Final
Eastern Illinois	0	6	7	7	20
Arkansas	10	28	10	7	55

Qtr.	Team	Scoring Play
1st	AR	C. Limpert 35 yd field goal, 6-18 1:41
	AR	B. Guidry 1 yd fumble recovery (C. Limpert kick)
2nd	AR	D. Whaley 1 yd run (C. Limpert kick), 11-80 3:53
	AR	L. Pettway 14 yd pass from T. Storey (C. Limpert kick), 3-27 0:50
	EIU	A. Hollins 43 yd pass from H. Woodberry (N. Bruno kick blocked), 2-47 0:36
	AR	L. Pettway 48 yd pass from Ty Storey (C. Limpert kick), 4-79 1:02
	AR	J. Jones 57 yd pass from T. Storey (C. Limpert kick), 1-57 0:07
3rd	AR	T. Storey 2 yd run (C. Limpert kick), 2-5 0:37, EIU 6 - AR 45
	EIU	A. Hollins 15 yd pass from H. Woodberry (N. Bruno kick), 14-85 5:03
	AR	C. Limpert 23 yd field goal, 10-59 5:11
4th	EIU	A. Hollins 16 yd pass from J. Brantley (N. Bruno kick), 4-37 2:02
	AR	A. Cantrell 42 yd pass from C. Kelley (C. Limpert kick), 8-72 4:03

TEAM STATS

	EASTERN ILLINOIS	ARKANSAS
FIRST DOWNS	21	18
RUSHES-YARDS (NET)	41-127	37-80
PASSING YDS (NET)	230	353
Passes Att-Comp-Int	40-27-0	29-21-0
TOTAL OFFENSE PLAYS-YARDS	81-357	66-433
Fumble Returns-Yards	0-0	2-61
Punt Returns-Yards	1-3	0-0
Kickoff Returns-Yards	5-99	4-102
Interception Returns-Yards	0-0	0-0
Punts (Number-Avg)	4-40.8	5-29.4
Fumbles-Lost	6-5	0-0
Penalties-Yards	6-30	4-40
Possession Time	30:50	29:10
Third-Down Conversions	6 of 18	7 of 15
Fourth-Down Conversions	3 of 4	0 of 0
Red-Zone Scores-Chances	2-3	5-5
Sacks By: Number-Yards	1-4	2-15

EASTERN ILLINOIS

RUSHING	Att.	Gain	Lost	Net	TD	Long	Avg.
Jamal Scott	12	82	0	82	0	29	6.8
Isaiah Johnson	7	30	1	29	0	8	4.1
John Brantley	12	30	17	13	0	12	1.1
Robert Columbus	6	13	5	8	0	5	1.3
D. McCullough	2	6	0	6	0	5	3.0
TEAM	1	0	4	-4	0	0	-4.0
Harry Woodberry	1	0	7	-7	0	0	-7.0

PASSING	Comp.	Att.	Yds	TD	Int	Long	Sack
John Brantley	18	25	134	1	0	16	1
Harry Woodberry	9	15	96	2	0	43	1

RECEIVING	No.	Yds	TD	Long
A. Hollins	9	127	3	43
Aaron Gooch	6	43	0	12
Isaiah Johnson	3	13	0	12
Matt Reyna	2	12	0	9
James Sheehan	2	9	0	5
Teriq Phillips	2	7	0	4
Nick Atoyebe	1	11	0	11
Robert Columbus	1	5	0	5
Xander Richards	1	3	0	3

PUNTING	No.	Yds	Avg.	Long	I20	TB
Nick Bruno	4	163	40.8	46	2	0

FIELD GOALS	Made	Att.	Long	Kicks
Matt Servino	0	2	--	x47, x29

ARKANSAS

RUSHING	Att.	Gain	Lost	Net	TD	Long	Avg.
Devwah Whaley	10	29	1	28	1	8	2.8
Maleek Williams	3	17	0	17	0	7	5.7
Ty Storey	3	15	0	15	1	10	5.0
TJ Hammonds	3	14	0	14	0	10	4.7
Rakeem Boyd	6	15	3	12	0	7	2.0
Cole Kelley	3	4	0	4	0	2	1.3
Chase Hayden	4	6	3	3	0	3	0.8
Daulton Hyatt	2	0	6	-6	0	0	-3.0
TEAM	3	0	7	-7	0	0	-2.3

PASSING	Comp.	Att.	Yds	TD	Int	Long	Sack
Ty Storey	12	17	261	3	0	57	0
Cole Kelley	9	12	92	1	0	42	0
Daulton Hyatt	0	0	0	0	0	0	1

RECEIVING	No.	Yds	TD	Long
Jordan Jones	5	132	1	57
LaMichael Pettway	5	93	2	48
Chase Harrell	4	60	0	36
Austin Cantrell	2	53	1	42
Rakeem Boyd	1	8	0	8
TJ Hammonds	1	3	0	3
Chase Hayden	1	2	0	2
Jeremy Patton	1	2	0	2
Deon Stewart	1	0	0	0

PUNTING	No.	Yds	Avg.	Long	I20	TB
Blake Johnson	4	122	30.5	44	2	0
Reid Bauer	1	25	25.0	25	0	0

FIELD GOALS	Made	Att.	Long	Kicks
Connor Limpert	2	2	35	35, 23



QB Ty Storey came off the bench to spark the offense in a 28-point second quarter against Eastern Illinois. Storey finished the day 12-for-17 for 261 yards and account for four touchdowns (3 passing, 1 running).

GAME 2 ||| at COLORADO STATE

ARKANSAS (1-1)..... 27
 COLORADO STATE (1-2) 34

September 8, 2018 | Fort Collins, Colo.
 Canvas Stadium | Time: 6:30 p.m. CT | Attendance: 31,894
 TV: CBS Sports Network > Carter Blackburn (PBP), Aaron Taylor (Analyst) & John Schriffen (Sideline)

SCORING SUMMARY

	1st	2nd	3rd	4th	Final
Arkansas	7	6	14	0	27
Colorado State	3	6	8	17	34

Qtr.	Team	Scoring Play
1st	CSU	Bryan, W. 55 yd field goal, 4-6 1:31
	AR	D. Whaley 3 yd run (C. Limpert kick), 14-73 6:06
2nd	AR	C. Limpert 28 yd field goal, 10-70 4:04
	AR	C. Limpert 31 yd field goal, 8-65 2:40
	CSU	Bryan, W. 46 yd field goal, 10-47 3:28
	CSU	Bryan, W. 44 yd field goal, 5-18 0:25
3rd	AR	L Pettway 25 yd pass from C. Kelley (C. Limpert kick), 9-91 3:51
	AR	TJ Hammonds 64 yd pass from C. Kelley (C. Limpert kick), 1-64 0:11
	CSU	Williams, P. 4 yd pass from Carta-Samuels (Butler, C. pass from Carta-Samuels), 7-70 2:41
4th	CSU	Williams, P. 10 yd pass from Carta-Samuels (Bryan, W. kick), 9-96 3:29
	CSU	Bryan, W. 22 yd field goal, 11-60 4:03
	CSU	Matthews, I. 1 yd run (BRYAN, W. kick), 6-59 2:30

TEAM STATS

	ARKANSAS	COLORADO ST.
FIRST DOWNS	24	21
RUSHES-YARDS (NET)	53-299	23-40
PASSING YDS (NET)	138	389
Passes Att-Comp-Int	22-11-2	50-32-1
TOTAL OFFENSE PLAYS-YARDS	75-437	73-429
Fumble Returns-Yards	0-0	0-0
Punt Returns-Yards	1-45	4-0
Kickoff Returns-Yards	2-23	4-69
Interception Returns-Yards	1-0	2-4
Punts (Number-Avg)	5-38.2	5-56.8
Fumbles-Lost	0-0	3-1
Penalties-Yards	6-60	6-54
Possession Time	32:27	27:33
Third-Down Conversions	5 of 15	6 of 15
Fourth-Down Conversions	0 of 0	0 of 0
Red-Zone Scores-Chances	3-3	4-4
Sacks By: Number-Yards	1-4	1-12

ARKANSAS

RUSHING	Att.	Gain	Lost	Net	TD	Long	Avg.
Devwah Whaley	26	165	0	165	1	18	6.3
Rakeem Boyd	7	67	0	67	0	36	9.6
Chase Hayden	11	55	0	55	0	18	5.0
Ty Storey	2	17	6	11	0	17	5.5
TJ Hammonds	3	8	0	8	0	6	2.7
Team	1	0	1	-1	0	0	-1.0
Cole Kelley	3	6	12	-6	0	3	-2.0

PASSING	Comp.	Att.	Yds	TD	Int	Long	Sack
Ty Storey	5	13	36	0	2	19	0
Cole Kelley	6	9	102	2	0	64	1

RECEIVING	No.	Yds	TD	Long
LaMichael Pettway	2	31	1	25
Jeremy Patton	2	26	0	19
De'Vion Warren	2	-3	0	0
TJ Hammonds	1	64	1	64
Deon Stewart	1	10	0	10
Austin Cantrell	1	10	0	10
Jordan Jones	1	2	0	2
Jonathan Nance	1	-2	0	0

PUNTING	No.	Yds	Avg.	Long	I20	TB
Reid Bauer	5	191	38.2	42	2	0

FIELD GOALS	Made	Att.	Long	Kicks
Connor Limpert	2	2	31	28, 31, x48

COLORADO STATE

RUSHING	Att.	Gain	Lost	Net	TD	Long	Avg.
Matthews, I.	9	41	14	27	1	14	3.0
Kinsey Jr., M.	5	10	0	10	0	4	2.0
Carta-Samuels	5	10	7	3	0	8	0.6
Boddie, R.	3	3	0	3	0	2	1.0
McElroy, M.	1	0	3	-3	0	0	-3.0

PASSING	Comp.	Att.	Yds	TD	Int	Long	Sack
Carta-Samuels	32	47	389	2	1	54	1
Hill, C.	0	3	0	0	0	0	0

RECEIVING	No.	Yds	TD	Long
Williams, P.	12	154	2	31
Johnson, O.	5	47	0	18
Butler, C.	4	107	0	54
Kinsey Jr., M.	4	34	0	20
Fulton, B.	2	30	0	20
Wise, D.	2	0	0	2
Hammer, G.	1	9	0	9
Matthews, I.	1	4	0	4
Prentice, A.	1	4	0	4

PUNTING	No.	Yds	Avg.	Long	I20	TB
Stonehouse, R.	5	284	56.8	70	1	1

FIELD GOALS	Made	Att.	Long	Kicks
Bryan, W.	4	4	55	55, 46, 44, 22



RB Devwah Whaley ran for a career-best 165 yards on 26 carries at Colorado State, leading the Razorbacks' ground game that racked up 299 yards.

GAME 3 ||| NORTH TEXAS

NORTH TEXAS (3-0).....44
ARKANSAS (1-2).....17

September 15, 2018 | Fayetteville, Ark.
 Donald W. Reynolds Razorback Stadium | Time: 3 p.m. | Attendance: 62,355
 TV: SEC Network > Dave LaMont (PBP), Ray Bentley (Analyst) & Tera Talmadge (Sideline)

SCORING SUMMARY

	1st	2nd	3rd	4th	Final
North Texas	17	17	3	7	44
Arkansas	0	10	0	7	17

Qtr.	Team	Scoring Play
1st	UNT	M. Fine 2 yd run (C. Hedlund kick), 7-44 1:43
	UNT	K. Brewer 90 yd punt return (C. Hedlund kick)
	UNT	C. Hedlund 24 yd field goal, 4-1 0:55
2nd	AR	C. Kelley 5 yd run (C. Limpert kick), 7-61 1:36
	AR	C. Limpert 54 yd field goal, 10-49 2:55, UNT 17 - AR 10
	UNT	L. Easley 3 yd run (C. Hedlund kick), 2-34 0:30, UNT 24 - AR 10
	UNT	R. Bussey 7 yd pass from M. Fine (C. Hedlund kick), 8-80 2:46
	UNT	C. Hedlund 26 yd field goal, 7-40 1:26
3rd	UNT	C. Hedlund 20 yd field goal, 14-79 5:34
4th	UNT	K. Hall 24 yd interception return (C. Hedlund kick)
	AR	M. Williams 68 yd run (C. Limpert kick), 1-68 0:12

TEAM STATS

	NORTH TEXAS	ARKANSAS
FIRST DOWNS	18	21
RUSHES-YARDS (NET)	29-102	32-126
PASSING YDS (NET)	281	210
Passes Att-Comp-Int	46-24-0	45-20-6
TOTAL OFFENSE PLAYS-YARDS	75-383	77-336
Fumble Returns-Yards	0-0	0-0
Punt Returns-Yards	1-90	1-1
Kickoff Returns-Yards	1-17	5-94
Interception Returns-Yards	6-65	0-0
Punts (Number-Avg)	9-42.4	9-34.2
Fumbles-Lost	2-1	0-0
Penalties-Yards	9-102	10-70
Possession Time	30:04	29:56
Third-Down Conversions	4 of 17	4 of 16
Fourth-Down Conversions	0 of 1	0 of 0
Red-Zone Scores-Chances	6-7	1-2
Sacks By: Number-Yards	5-27	2-17

NORTH TEXAS

RUSHING	Att.	Gain	Lost	Net	TD	Long	Avg.
Loren Easley	13	77	2	75	1	24	5.8
Deandre Torrey	4	13	0	13	0	5	3.2
Quinn Shanbour	5	21	10	11	0	12	2.2
Mason Fine	5	16	9	7	1	6	1.4
Team	1	0	2	-2	0	0	-2.0
Anthony Wyche	1	0	2	-2	0	0	-2.0

PASSING	Comp.	Att.	Yds	TD	Int	Long	Sack
Mason Fine	24	45	281	1	0	37	1
Quinn Shanbour	0	1	0	0	0	0	1

RECEIVING	No.	Yds	TD	Long
Jaelon Darden	5	87	0	37
Kelvin Smith	5	60	0	37
Rico Bussey	5	27	1	10
Deandre Torrey	3	24	0	27
M. Lawrence	3	24	0	12
Jalen Guyton	2	42	0	31
Loren Easley	1	17	0	17

PUNTING	No.	Yds	Avg.	Long	I20	TB
A. Kenworthy	9	382	42.4	48	5	2

FIELD GOALS	Made	Att.	Long	Kicks
Cole Hedlund	3	3	26	24, 26, 20

ARKANSAS

RUSHING	Att.	Gain	Lost	Net	TD	Long	Avg.
Maleek Williams	5	74	0	74	1	68	14.8
Chase Hayden	5	21	0	21	0	14	5.8
JS Jones	1	15	0	15	0	15	15.0
Cole Kelley	4	14	0	14	1	5	3.5
Devwah Whaley	9	16	4	12	0	7	1.3
TJ Hammonds	1	0	0	0	0	0	0.0
Connor Noland	7	17	27	-10	0	13	-1.43

PASSING	Comp.	Att.	Yds	TD	Int	Long	Sack
Cole Kelley	16	35	185	0	4	25	0
Connor Noland	4	7	25	0	1	11	5
JS Jones	0	3	0	0	1	0	0

RECEIVING	No.	Yds	TD	Long
Mike Woods	4	61	0	25
LaMichael Pettway	4	49	0	16
Jared Cornelius	2	27	0	14
TJ Hammonds	2	17	0	11
Deon Stewart	2	12	0	8
Jordan Jones	1	13	0	13
Grayson Gunter	1	11	0	11
Jeremy Patton	1	11	0	11
Devwah Whaley	1	6	0	6
Chase Hayden	1	3	0	3
Rakeem Boyd	1	0	0	0

PUNTING	No.	Yds	Avg.	Long	I20	TB
M. Phillips	1	34	34.0	34	0	0
Blake Johnson	3	91	30.3	33	0	0
Reid Bauer	5	183	36.6	41	1	0

FIELD GOALS	Made	Att.	Long	Kicks
Connor Limpert	1	2	54	54, x38



LB De'Jon Harris led the Razorbacks with 12 tackles to register his second 10+ tackle effort in the team's first three games. Harris made seven solo stops and broke up two passes against North Texas.

GAME 4 ||| at AUBURN

ARKANSAS (1-3, 0-1)3
AUBURN (3-1, 1-1)34

September 22, 2018 | Auburn, Ala.
 Jordan-Hare Stadium | Time: 6:30 p.m. | Attendance: 84,188
 TV: SEC Network > Tom Hart (PBP), Jordan Rodgers (Analyst) & Cole Cubelic (Sideline)

SCORING SUMMARY

	1st	2nd	3rd	4th	Final
Arkansas	0	0	3	0	3
Auburn	10	7	7	10	34

Qtr.	Team	Scoring Play
1st	AU	J. Whitlow 5 yd run (A. Carlson kick), 7-27 2:21
	AU	A. Carlson 18 yd field goal, 4-1 1:25
2nd	AU	J. Stidham 4 yd run (A. Carlson kick), 4-9 2:19
3rd	AR	C. Limpert 29 yd field goal, 10-68 3:50
	AU	N. Igbinoghene 96 yd kickoff return (A. Carlson kick)
4th	AU	J. Whitlow 15 yd run (A. Carlson kick), 8-72 3:51
	AU	A. Carlson 43 yd field goal, 4-(-10) 2:36

TEAM STATS

	ARKANSAS	AUBURN
FIRST DOWNS	13	13
RUSHES-YARDS (NET)	38-149	36-91
PASSING YDS (NET)	141	134
Passes Att-Comp-Int	32-13-1	22-15-0
TOTAL OFFENSE PLAYS-YARDS	70-290	58-225
Fumble Returns-Yards	0-0	1-40
Punt Returns-Yards	1-13	3-95
Kickoff Returns-Yards	1-20	1-96
Interception Returns-Yards	0-0	1-57
Punts (Number-Avg)	9-33.8	5-47.2
Fumbles-Lost	2-1	0-0
Penalties-Yards	8-57	7-40
Possession Time	32:29	27:31
Third-Down Conversions	3 of 17	4 of 13
Fourth-Down Conversions	1 of 2	0 of 1
Red-Zone Scores-Chances	1-2	5-6
Sacks By: Number-Yards	4-21	2-19

ARKANSAS

RUSHING	Att.	Gain	Lost	Net	TD	Long	Avg.
Rakeem Boyd	8	69	3	66	0	45	8.2
Ty Storey	12	63	19	44	0	17	3.7
Devwah Whaley	8	30	4	26	0	16	3.2
Chase Hayden	6	16	5	11	0	8	1.8
Cole Kelley	2	2	0	2	0	2	1.0
Maleek Williams	2	2	2	0	0	2	0.0

PASSING	Comp.	Att.	Yds	TD	Int	Long	Sack
Ty Storey	13	31	141	0	33	1	2
Team	0	1	0	0	0	0	0

RECEIVING	No.	Yds	TD	Long
Rakeem Boyd	2	39	0	33
Jordan Jones	2	15	0	15
Jared Cornelius	2	15	0	11
Devwah Whaley	2	9	0	7
Deon Stewart	1	32	0	32
Mike Woods	1	13	0	13
Chase Hayden	1	6	0	6
Jeremy Patton	1	6	0	6
Austin Cantrell	1	6	0	6

PUNTING	No.	Yds	Avg.	Long	I20	TB
Reid Bauer	8	296	37.0	42	0	0
Team	1	8	8.0	8	0	0

FIELD GOALS	Made	Att.	Long	Kicks
Connor Limpert	1	2	29	40x, 29

AUBURN

RUSHING	Att.	Gain	Lost	Net	TD	Long	Avg.
J. Whitlow	13	54	5	49	2	15	3.8
Kam Martin	8	39	0	39	0	12	4.9
A. Schwartz	2	9	0	9	0	5	4.5
Shaun Shivers	2	1	0	1	0	1	0.5
TEAM	1	0	2	-2	0	0	-2.0
Jarrett Stidham	10	16	21	-5	1	4	-0.5

PASSING	Comp.	Att.	Yds	TD	Int	Long	Sack
Jarrett Stidham	15	22	134	0	0	42	4

RECEIVING	No.	Yds	TD	Long
Ryan Davis	6	40	0	13
A. Schwartz	3	59	0	42
Darius Slayton	2	23	0	15
Kam Martin	2	0	0	3
Seth Williams	1	10	0	10
Sal Cannella	1	2	0	2

PUNTING	No.	Yds	Avg.	Long	I20	TB
Arryn Siposs	5	236	47.2	60	2	0

FIELD GOALS	Made	Att.	Long	Kicks
Anders Carlson	2	4	43	54x, 18, 50x, 43



RB Rakeem Boyd paced the Razorbacks on the ground and through the air, leading the team in rushing (8 att, 66 yds) and receiving (2 rec, 39 yds) in the loss at Auburn.

GAME 5 ||| vs. TEXAS A&M

ARKANSAS (1-4, 0-2) 17
TEXAS A&M (3-2, 1-1) 24

September 29, 2018 | Arlington, Texas
 AT&T Stadium | Time: 11 a.m. | Attendance: 55,383
 TV: ESPN > Bob Wischusen (PBP), Brock Huard (Analyst) & Allison Williams (Sideline)

SCORING SUMMARY

	1st	2nd	3rd	4th	Final
Arkansas	0	7	3	7	17
Texas A&M	14	3	0	7	24

Qtr.	Team	Scoring Play
1st	TAMU	J. Corbin 100 yd kickoff return (S. Small kick)
	TAMU	T. Williams 1 yd run (S. Small kick), 9-79 4:50
2nd	TAMU	Seth Small 30 yd field goal, 7-48 2:36
	AR	C. Kelley 1 yd run (C. Limpert kick), 7-75 3:01
3rd	AR	C. Limpert 47 yd field goal, 9-46 3:44
4th	TAMU	T. Williams 4 yd run (S. Small kick), 7-61 3:31
	AR	M. Woods 29 yd pass from T. Storey (C. Limpert kick), 6-75 1:47

TEAM STATS

	ARKANSAS	TEXAS A&M
FIRST DOWNS	11	24
RUSHES-YARDS (NET)	26-55	46-176
PASSING YDS (NET)	193	201
Passes Att-Comp-Int	27-14-1	26-17-2
TOTAL OFFENSE PLAYS-YARDS	53-248	72-377
Fumble Returns-Yards	0-0	0-0
Punt Returns-Yards	0-0	3--2
Kickoff Returns-Yards	1-11	2-110
Interception Returns-Yards	2-5	1-0
Punts (Number-Avg)	8-43.2	4-48.8
Fumbles-Lost	1-0	0-0
Penalties-Yards	6-61	7-44
Possession Time	23:04	36:56
Third-Down Conversions	3 of 12	2 of 10
Fourth-Down Conversions	0 of 0	1 of 1
Red-Zone Scores-Chances	1-1	3-5
Sacks By: Number-Yards	3-18	5-25

ARKANSAS

RUSHING	Att.	Gain	Lost	Net	TD	Long	Avg.
Rakeem Boyd	10	49	2	47	0	25	4.7
TJ Hammonds	3	9	3	6	0	5	2.0
Ty Storey	10	26	25	1	0	11	0.1
Chase Hayden	1	1	0	1	0	1	1.0
Cole Kelley	1	1	0	1	1	1	1.0
Team	1	0	1	-1	0	0	-1.0

PASSING	Comp.	Att.	Yds	TD	Int	Long	Sack
Ty Storey	14	26	193	1	1	36	5
Cole Kelley	0	1	0	0	0	0	0

RECEIVING	No.	Yds	TD	Long
Rakeem Boyd	4	33	0	11
Cheyenne O'Grady	3	77	0	36
Mike Woods	2	50	1	29
Jordan Jones	2	6	0	8
Jared Cornelius	1	11	0	11
LaMichael Pettway	1	10	0	10
Deon Stewart	1	6	0	6

PUNTING	No.	Yds	Avg.	Long	I20	TB
Reid Bauer	8	346	43.2	50	1	0

FIELD GOALS	Made	Att.	Long	Kicks
Connor Limpert	1	1	47	47

TEXAS A&M

RUSHING	Att.	Gain	Lost	Net	TD	Long	Avg.
T. Williams	29	153	1	152	2	16	5.2
Kellen Mond	11	32	18	14	0	12	1.3
Jashaun Corbin	4	12	0	12	0	6	3.0
Team	2	0	2	-2	0	0	-1.0

PASSING	Comp.	Att.	Yds	TD	Int	Long	Sack
Kellen Mond	17	26	201	0	2	26	3

RECEIVING	No.	Yds	TD	Long
Camron Buckley	5	72	0	23
J. Sternberger	4	51	0	26
Hezekiah Jones	4	33	0	10
Roshauud Paul	1	19	0	19
T. Williams	1	13	0	13
Quartney Davis	1	8	0	8
Jhamon Ausbon	1	5	0	5

PUNTING	No.	Yds	Avg.	Long	I20	TB
Braden Mann	4	195	48.8	65	2	1

FIELD GOALS	Made	Att.	Long	Kicks
Seth Small	1	3	30	30, x36, x33



LB De'Jon Harris made a career-high 16 tackles against the Aggies, including 12 solo stops, two TFLs and one sack. Harris was one of three Hogs to record at least 10 tackles in the game.

GAME 6 ||| ALABAMA

ALABAMA (6-0, 3-0).....65
ARKANSAS (1-5, 0-3) 31

October 6, 2018 | Fayetteville, Ark.
 Donald W. Reynolds Razorback Stadium | Time: 11 a.m. | Attendance: 64,974
 TV: ESPN > Dave Pasch (PBP), Greg McElroy (Analyst) & Tom Luginbill (Sideline)

SCORING SUMMARY

	1st	2nd	3rd	4th	Final
Alabama	21	20	7	17	65
Arkansas	7	7	3	14	31

Qtr.	Team	Scoring Play
1st	UA	I. Smith Jr. 76 yd pass from T. Tagovailoa (J. Bulovas kick), 1-76 0:21
	UA	H. Ruggs III 12 yd pass from T. Tagovailoa (J. Bulovas kick), 2-55 0:50
	UA	J. Jacobs 1 yd run (J. Bulovas kick), 8-76 2:51
	AR	C. O'Grady 8 yd pass from T. Storey (C. Limpert kick), 11-75 5:14
2nd	UA	J. Jeudy 42 yd pass from T. Tagovailoa (J. Bulovas kick), 5-99 1:55
	AR	C. O'Grady 3 yd pass from C. Kelley (C. Limpert kick), 7-75 4:03
	UA	D. Harris 2 yd run (J. Bulovas kick failed), 8-74 3:20
	UA	J. Jeudy 60 yd pass from T. Tagovailoa (J. Bulovas kick), 1-60 0:12
3rd	UA	D. Harris 1 yd run (J. Bulovas kick), 7-44 3:14
	AR	C. Limpert 41 yd field goal, 11-52 5:21
4th	UA	J. Bulovas 27 yd field goal, 10-58 4:49
	UA	S. Carter 44 yd interception return (J. Bulovas kick)
	AR	D. Warren 17 yd pass from T. Storey (C. Limpert kick), 7-75 3:17
	UA	B. Robinson Jr. 5 yd run (J. Bulovas kick), 11-72 6:59
	AR	C. Kelley 1 yd run (C. Limpert kick), 5-22 1:46

TEAM STATS

	ALABAMA	ARKANSAS
FIRST DOWNS	24	22
RUSHES-YARDS (NET)	41-246	31-172
PASSING YDS (NET)	393	233
Passes Att-Comp-Int	18-14-0	40-26-1
TOTAL OFFENSE PLAYS-YARDS	59-639	71-405
Fumble Returns-Yards	0-0	0-0
Punt Returns-Yards	0-0	0-0
Kickoff Returns-Yards	6-67	1-78
Interception Returns-Yards	1-44	0-0
Punts (Number-Avg)	0-0.0	3-37.7
Fumbles-Lost	1-0	3-2
Penalties-Yards	5-31	2-20
Possession Time	27:04	32:56
Third-Down Conversions	3 of 6	6 of 12
Fourth-Down Conversions	1 of 2	0 of 1
Red-Zone Scores-Chances	5-5	5-6
Sacks By: Number-Yards	1-4	0-0

ALABAMA

RUSHING	Att.	Gain	Lost	Net	TD	Long	Avg.
Damien Harris	15	111	0	111	2	19	7.4
Najee Harris	7	63	0	63	0	23	9.0
Jalen Hurts	4	35	0	35	0	27	8.8
B. Robinson Jr.	6	24	1	23	1	7	3.8
Josh Jacobs	5	12	2	10	1	9	2.0
Tua Tagovailoa	3	7	0	7	0	3	2.3
TEAM	1	0	3	-3	0	0	-3.0

PASSING	Comp.	Att.	Yds	TD	Int	Long	Sack
Tua Tagovailoa	10	13	334	4	0	76	0
Jalen Hurts	4	5	59	0	0	26	0

RECEIVING	No.	Yds	TD	Long
Jerry Jeudy	4	135	2	60
Jaylen Waddle	4	49	0	17
Irv Smith Jr.	2	123	1	76
DeVonta Smith	2	40	0	26
Henry Ruggs III	1	33	1	21
Damien Harris	1	13	0	13

PUNTING	No.	Yds	Avg.	Long	I20	TB
---------	-----	-----	------	------	-----	----

FIELD GOALS	Made	Att.	Long	Kicks
Joseph Bulovas	1	1	27	27

ARKANSAS

RUSHING	Att.	Gain	Lost	Net	TD	Long	Avg.
Rakeem Boyd	15	106	4	102	0	32	6.8
Ty Storey	9	42	6	36	0	11	4.0
Chase Hayden	2	18	0	18	0	17	9.0
Jordan Jones	1	9	0	9	0	9	9.0
Cole Kelley	3	6	0	6	1	3	2.0
Maleek Williams	1	1	0	1	0	1	1.0

PASSING	Comp.	Att.	Yds	TD	Int	Long	Sack
Ty Storey	25	39	230	2	1	37	1
Cole Kelley	1	1	3	1	0	3	0

RECEIVING	No.	Yds	TD	Long
Cheyenne O'Grady	7	48	2	16
Rakeem Boyd	5	24	0	21
LaMichael Pettway	3	17	0	9
Deon Stewart	2	53	0	37
Chase Hayden	2	26	0	20
Austin Cantrell	2	21	0	13
Mike Woods	2	6	0	4
De'Vion Warren	1	17	1	17
Tyson Morris	1	11	0	11
Grayson Gunter	1	10	0	10

PUNTING	No.	Yds	Avg.	Long	I20	TB
M. Phillips	1	47	47.0	47	0	0
Reid Bauer	2	66	33.0	35	0	0

FIELD GOALS	Made	Att.	Long	Kicks
Connor Limpert	1	1	41	41



RB Rakeem Boyd became the first Arkansas running back to rush for over 100 yards against Alabama since Darren McFadden in 2007.

GAME 7 ||| vs. OLE MISS

OLE MISS (5-2, 1-2)..... 37
ARKANSAS (1-6, 0-4)..... 33

October 13, 2018 | Little Rock, Ark.
 War Memorial Stadium | Time: 6:39 p.m. | Attendance: 51,438
 TV: SECN > Tom Hart (PBP), Jordan Rodgers (Analyst) & Cole Cubelic (Sideline)

SCORING SUMMARY

	1st	2nd	3rd	4th	Final
Ole Miss	3	14	7	13	37
Arkansas	17	10	6	0	33

Qtr.	Team	Scoring Play
1st	OM	Luke Logan 36 yd field goal, 6-56 2:11
	AR	Connor Limpert 43 yd field goal, 11-50 5:08
	AR	C. O'Grady 39 yd pass from T. Storey (C. Limpert kick), 7-78 3:01
	AR	R. Boyd 69 yd run (C. Limpert kick), 3-80 1:04
2nd	OM	J. Ta'amu 18 yd run (L. Logan kick), 9-75 3:08
	AR	L. Pettway 39 yd pass from C. Kelley (C. Limpert kick), 5-75 1:33
	AR	Connor Limpert 38 yd field goal, 9-52 4:27
	OM	D. Lodge 6 yd pass from J. Ta'amu (L. Logan kick), 10-77 2:03
3rd	AR	Connor Limpert 38 yd field goal, 10-55 5:32
	OM	O. Cooley 66 yd pass from J. Ta'amu (L. Logan kick), 5-79 1:59
	AR	Connor Limpert 36 yd field goal, 11-57 4:56
4th	OM	I. Woullard 2 yd run (L. Logan kick), 10-84 2:54
	OM	S. Phillips 5 yd run (J. Ta'amu pass failed), 7-97 1:20

TEAM STATS

	OLE MISS	ARKANSAS
FIRST DOWNS	32	27
RUSHES-YARDS (NET)	38-224	48-300
PASSING YDS (NET)	387	177
Passes Att-Comp-Int	26-35-1	15-22-1
TOTAL OFFENSE PLAYS-YARDS	73-611	70-476
Fumble Returns-Yards	0-0	0-0
Punt Returns-Yards	0-0	3--2
Kickoff Returns-Yards	3-62	3-35
Interception Returns-Yards	1-0	1-0
Punts (Number-Avg)	1-35.0	2-47.5
Fumbles-Lost	1-0	0-0
Penalties-Yards	4-50	5-65
Possession Time	24:42	35:18
Third-Down Conversions	6 of 10	2 of 9
Fourth-Down Conversions	0 of 0	1 of 1
Red-Zone Scores-Chances	5-6	3-3
Sacks By: Number-Yards	1-4	2-8

OLE MISS

RUSHING	Att.	Gain	Lost	Net	TD	Long	Avg.
Jordan Ta'amu	17	154	13	141	1	27	8.3
Scottie Phillips	18	90	4	86	1	16	4.8
Isaiah Woullard	2	2	3	-1	1	2	-0.5
Team	1	0	2	-2	0	0	-2.0

PASSING	Comp.	Att.	Yds	TD	Int	Long	Sack
Jordan Ta'amu	26	35	387	2	1	66	2

RECEIVING	No.	Yds	TD	Long
DaMarkus Lodge	10	80	1	12
A.J. Brown	6	64	0	20
Braylon Sanders	3	35	0	18
Octavious Cooley	2	85	1	66
Dawson Knox	2	65	0	48
D.K. Metcalf	1	49	0	49
Isaiah Woullard	1	11	0	11
Scottie Phillips	1	-2	0	0

PUNTING	No.	Yds	Avg.	Long	I20	TB
Mac Brown	1	35	35.0	35	0	0

FIELD GOALS	Made	Att.	Long	Kicks
Luke Logan	1	3	36	36, 45x, 28x

ARKANSAS

RUSHING	Att.	Gain	Lost	Net	TD	Long	Avg.
Rakeem Boyd	7	109	0	109	1	69	15.6
Ty Storey	9	73	3	70	0	23	7.8
Devwah Whaley	12	73	6	67	0	16	5.6
Chase Hayden	12	38	8	30	0	17	2.5
Cole Kelley	7	29	4	25	0	11	3.6
Team	1	0	1	-1	0	0	-1.0

PASSING	Comp.	Att.	Yds	TD	Int	Long	Sack
Ty Storey	12	16	122	1	0	39	0
Cole Kelley	2	5	60	1	1	39	1
Jared Cornelius	1	1	-5	0	0	0	0

RECEIVING	No.	Yds	TD	Long
LaMichael Pettway	3	77	1	39
Cheyenne O'Grady	3	41	1	39
Rakeem Boyd	2	36	0	38
Mike Woods	2	14	0	9
Devwah Whaley	2	9	0	5
Deon Stewart	2	5	0	5
Ty Storey	1	-5	0	0

PUNTING	No.	Yds	Avg.	Long	I20	TB
Reid Bauer	2	95	47.5	64	2	0

FIELD GOALS	Made	Att.	Long	Kicks
Connor Limpert	4	4	43	43, 38, 38, 36



RB Rakeem Boyd posted his second-straight 100-yard rushing performance with 109 yards against Ole Miss. He had broken the 100-yard threshold with 0:31 remaining in the first quarter in Little Rock.

GAME 8 ||| TULSA

TULSA (1-6, 0-3) 0
ARKANSAS (2-6, 0-4) 23

October 20, 2018 | Fayetteville, Ark.
 Donald W. Reynolds Razorback Stadium | Time: 11 a.m. | Attendance: 56,691
 TV: ESPN > Taylor Zazour (PBP), Matt Stinchcomb (Analyst) & Kris Budden (Sideline)

SCORING SUMMARY

	1st	2nd	3rd	4th	Final
Tulsa	0	0	0	0	0
Arkansas	0	10	10	3	23

Qtr.	Team	Scoring Play
2nd	AR	C. Limpert 33 yd field goal, 9-60 4:20
	AR	G. Gunter 7 yd pass from C. Noland (C. Limpert kick), 8-49 3:29
3rd	AR	C. Limpert 35 yd field goal, 7-10 2:56
	AR	M. Williams 4 yd run (C. Limpert kick), 3-40 1:23
4th	AR	C. Limpert 24 yd field goal, 16-74 8:19

TEAM STATS

	TULSA	ARKANSAS
FIRST DOWNS	15	20
RUSHES-YARDS (NET)	40-133	53-196
PASSING YDS (NET)	127	131
Passes Att-Comp-Int	25-8-1	19-11-1
TOTAL OFFENSE PLAYS-YARDS	65-260	72-327
Fumble Returns-Yards	0-0	0-0
Punt Returns-Yards	0-0	2-29
Kickoff Returns-Yards	3-21	0-0
Interception Returns-Yards	1-18	1-0
Punts (Number-Avg)	6-40.8	4-34.8
Fumbles-Lost	2-1	3-1
Penalties-Yards	4-43	3-40
Possession Time	24:34	35:26
Third-Down Conversions	4 of 15	6 of 15
Fourth-Down Conversions	0 of 2	0 of 0
Red-Zone Scores-Chances	0-2	5-5
Sacks By: Number-Yards	0-0	6-35

TULSA

RUSHING	Att.	Gain	Lost	Net	TD	Long	Avg.
Shamari Brooks	20	92	1	91	0	13	4.6
Corey Taylor II	7	54	0	54	0	19	7.7
Seth Boomer	12	29	35	-6	0	12	-0.5
Team	1	0	6	-6	0	0	-6.0

PASSING	Comp.	Att.	Yds	TD	Int	Long	Sack
Seth Boomer	8	25	127	0	1	65	6

RECEIVING	No.	Yds	TD	Long
Keylon Stokes	3	74	0	65
Justin Hobbs	2	12	0	10
Corey Taylor II	1	32	0	32
Jarion Anderson	1	5	0	5
Keenen Johnson	1	4	0	4

PUNTING	No.	Yds	Avg.	Long	I20	TB
Thomas Bennett	6	245	40.8	47	1	1

FIELD GOALS	Made	Att.	Long	Kicks
Nate Walker	0	2	--	28x, 42x

ARKANSAS

RUSHING	Att.	Gain	Lost	Net	TD	Long	Avg.
Rakeem Boyd	22	109	10	99	0	17	4.5
Chase Hayden	9	43	0	43	0	10	4.8
Cole Kelley	5	31	4	27	0	20	5.4
Maleek Williams	9	23	0	23	1	5	2.6
Connor Noland	5	20	0	20	0	10	4.0
Team	3	0	16	-16	0	0	-5.3

PASSING	Comp.	Att.	Yds	TD	Int	Long	Sack
Connor Noland	10	16	124	1	1	30	0
Cole Kelley	1	3	7	0	0	7	0

RECEIVING	No.	Yds	TD	Long
Rakeem Boyd	3	14	0	6
Cheyenne O'Grady	2	35	0	20
Jordan Jones	2	15	0	10
LaMichael Pettway	1	30	0	30
Austin Cantrell	1	23	0	23
Chase Hayden	1	7	0	7
Grayson Gunter	1	7	1	7

PUNTING	No.	Yds	Avg.	Long	I20	TB
Reid Bauer	4	139	34.8	41	4	0

FIELD GOALS	Made	Att.	Long	Kicks
Connor Limpert	3	3	35	33, 35, 24



QB Connor Noland became the first Arkansas true freshman since 2012 to start at QB for the Razorbacks, going 10-for-16 for 124 yards and a touch-down pass in his first career start.

GAME 9 ||| VANDERBILT

VANDERBILT (4-5, 1-4)..... 0
ARKANSAS (2-7, 0-5)..... 23

October 27, 2018 | Fayetteville, Ark.
 Donald W. Reynolds Razorback Stadium | Time: 11 a.m. | Attendance: 56,251
 TV: SECN > Dave Neal (PBP), DJ Shockley (Analyst) & Dawn Davenport (Sideline)

SCORING SUMMARY

	1st	2nd	3rd	4th	Final
Vanderbilt	7	14	3	21	45
Arkansas	7	7	3	14	31

Qtr.	Team	Scoring Play
1st	AR	R. Boyd 5 yd run (C. Limpert kick), 9-75 3:05
	VANDY	K. Vaughn 63 yd run (R. Guay kick), 7-89 3:53
2nd	VANDY	J. Pinkney 1 yd pass from K. Shurmur (R. Guay kick), 6-42 2:39
	AR	C. Hayden 38 yd run (C. Limpert kick), 8-92 3:45
	VANDY	J. Pinkney 40 yd pass from K. Shurmur (R. Guay kick), 3-65 1:31
3rd	AR	C. Limpert 55 yd field goal, 9-35 3:40
	VANDY	R. Guay 36 yd field goal, 14-57 7:24
4th	VANDY	K. Vaughn 11 yd run (R. Guay kick), 7-76 3:41
	AR	Tyson Morris 11 yd pass from T. Storey (C. Limpert kick), 6-75 2:06
	VANDY	K. Vaughn 3 yd run (R. Guay kick), 9-75 4:45
	VANDY	K. Blasingame 5 yd run (R. Guay kick), 7-29 2:34
	AR	C. O'Grady 12 yd pass from T. Storey (C. Limpert kick), 7-75 1:06

TEAM STATS

	VANDERBILT	ARKANSAS
FIRST DOWNS	25	21
RUSHES-YARDS (NET)	49-250	29-207
PASSING YDS (NET)	192	240
Passes Att-Comp-Int	19-13-0	36-23-2
TOTAL OFFENSE PLAYS-YARDS	68-442	65-447
Fumble Returns-Yards	0-0	0-0
Punt Returns-Yards	2-15	1-0
Kickoff Returns-Yards	2-27	2-34
Interception Returns-Yards	2-8	0-0
Punts (Number-Avg)	4-46.2	4-43.5
Fumbles-Lost	0-0	0-0
Penalties-Yards	7-60	6-46
Possession Time	35:32	24:28
Third-Down Conversions	5 of 10	6 of 12
Fourth-Down Conversions	0 of 0	0 of 0
Red-Zone Scores-Chances	5-5	3-3
Sacks By: Number-Yards	2-8	3-24

VANDERBILT

RUSHING	Att.	Gain	Lost	Net	TD	Long	Avg.
Ke'Shawn Vaughn	26	184	12	172	3	63	6.6
K. Blasingame	10	46	0	46	1	10	4.6
Ja'Veon Marlow	2	22	0	22	0	18	11.0
J. Wakefield	3	23	1	22	0	20	7.3
Mo Hasan	2	11	0	11	0	6	5.5
Kalija Lipscomb	1	1	0	1	0	1	1.0
TEAM	1	0	2	-2	0	0	-2.0
Kyle Shurmur	4	2	24	-22	0	2	-5.5

PASSING	Comp.	Att.	Yds	TD	Int	Long	Sack
Kyle Shurmur	13	19	192	2	0	40	3

RECEIVING	No.	Yds	TD	Long
Jared Pinkney	5	93	2	40
Kalija Lipscomb	4	44	0	17
K. Blasingame	2	42	0	23
C.J. Bolar	1	8	0	8
Chris Pierce	1	5	0	5

PUNTING	No.	Yds	Avg.	Long	I20	TB
Parker Thome	4	185	46.2	60	2	0

FIELD GOALS	Made	Att.	Long	Kicks
Ryley Guay	1	1	36	36

ARKANSAS

RUSHING	Att.	Gain	Lost	Net	TD	Long	Avg.
Rakeem Boyd	19	117	4	113	1	27	5.9
Chase Hayden	5	70	0	70	1	38	14.0
Ty Storey	5	32	8	24	0	16	4.8

PASSING	Comp.	Att.	Yds	TD	Int	Long	Sack
Ty Storey	23	36	240	2	2	40	2

RECEIVING	No.	Yds	TD	Long
Cheyenne O'Grady	6	83	1	25
Chase Hayden	5	17	0	7
Mike Woods	3	33	0	28
Tyson Morris	3	19	1	11
LaMichael Pettway	2	51	0	40
Deon Stewart	2	23	0	17
Jordan Jones	1	8	0	8
Austin Cantrell	1	6	0	6

PUNTING	No.	Yds	Avg.	Long	I20	TB
M. Phillips	1	47	47.0	47	0	0
Reid Bauer	3	127	42.3	47	0	0

FIELD GOALS	Made	Att.	Long	Kicks
Connor Limpert	1	2	55	60x,55



RB Rakeem Boyd ran for a career-high 113 yards on 19 carries for his third 100-yard effort in the last four games, scoring his second TD of the season.

AP POLL

As of Nov. 4, 2018

Team	Record	Points	Previous
1 Alabama (60)	9-0	1500	—
2 Clemson	9-0	1435	—
3 Notre Dame	9-0	1381	—
4 Michigan	8-1	1304	5
5 Georgia	8-1	1263	6
6 Oklahoma	8-1	1181	7
7 West Virginia	7-1	1065	12
8 Ohio State	8-1	1025	—
9 LSU	7-2	1020	4
10 Washington State	8-1	1010	—
11 UCF	8-0	1001	13
12 Kentucky	7-2	780	11
13 Syracuse	7-2	624	22
14 Utah State	8-1	586	18
15 Texas	6-3	559	—
16 Fresno State	8-1	506	20
17 Boston College	7-2	490	24
18 Mississippi State	6-3	486	21
19 Florida	6-3	400	13
20 Washington	7-3	342	—
21 Penn State	6-3	278	14
22 NC State	6-2	264	NR
23 Iowa State	5-3	230	NR
24 Michigan State	6-3	215	NR
25 Cincinnati	8-1	141	NR

Dropped from rankings: Houston 17, Iowa 19, Virginia 23, Texas A&M 25

Others receiving votes: Utah 110, Auburn 93, Wisconsin 37, Army 32, UAB 31, Northwestern 28, Iowa 17, Boise St. 15, Purdue 14, Buffalo 11, Oregon 9, San Diego St. 5, Duke 4, Texas A&M 3, Houston 3, Texas Tech 2.

AMWAY COACHES POLL

As of Nov. 4, 2018

Team	Record	Points	Previous
1 Alabama (63)	9-0	1599	—
2 Clemson (1)	9-0	1537	2
3 Notre Dame	9-0	1464	3
4 Michigan	8-1	1390	5
5 Georgia	8-1	1347	6
6 Oklahoma	8-1	1272	7
7 Ohio State	8-1	1109	8
8 West Virginia	7-1	1108	10
9 Washington State	8-1	1076	11
10 LSU	7-2	1063	4
11 UCF	8-0	1054	9
12 Kentucky	7-2	761	12
13 Syracuse	7-2	625	24
14 Boston College	7-2	580	25
15 Mississippi State	6-3	567	21
16 Utah State	8-1	565	20
17 Fresno State	8-1	490	23
18 Washington	7-3	463	19
19 Texas	6-3	433	15
20 Penn State	6-3	375	13
21 Florida	6-3	340	14
22 NC State	6-2	327	NR
23 Cincinnati	8-1	207	NR
24 Utah	6-3	184	16
25 Iowa State	5-3	151	NR

Dropped from rankings: Houston 17, Iowa 18, Virginia 22

Others receiving votes: Michigan State 144, Auburn 106, Iowa 87, UAB 64, Wisconsin 64, Oregon 51, Houston 41, Army 34, Buffalo 22, Texas A&M 16, San Diego State 15, Purdue 13, Boise State 12, Duke 11, Pittsburgh 10, South Florida 10, South Carolina 7, Missouri 2, Appalachian State 2, North Texas 1, Northwestern 1

CFB PLAYOFF POLL

As of Oct. 30, 2018

Team	Record	Previous
1 Alabama	8-0	NR
2 Clemson	8-0	NR
3 LSU	7-1	NR
4 Notre Dame	8-0	NR
5 Michigan	7-1	NR
6 Georgia	7-1	NR
7 Oklahoma	7-1	NR
8 Washington State	7-1	NR
9 Kentucky	7-1	NR
10 Ohio State	7-1	NR
11 Florida	6-2	NR
12 UCF	7-0	NR
13 West Virginia	6-1	NR
14 Penn State	6-2	NR
15 Utah	6-2	NR
16 Iowa	6-2	NR
17 Texas	6-2	NR
18 Mississippi State	5-3	NR
19 Syracuse	6-2	NR
20 Texas A&M	5-3	NR
21 NC State	5-2	NR
22 Boston College	6-2	NR
23 Fresno State	7-1	NR
24 Iowa State	4-3	NR
25 Virginia	6-2	NR

WEEKLY MEDIA SCHEDULE: LSU WEEK

5 MON	6 TUES	7 WED	8 THURS	9 FRI	10 SAT	11 SUN
Press Conference Noon - Coach Morris 12:20 - Coach Chavis 12:30 - Coach Craddock	Post Practice Media 6:20 p.m. Student-athletes	SEC Teleconference 10 a.m. - 12:10 p.m. 11 a.m. - Coach Morris Pre Practice Media 4:30 p.m. Coach Morris On the Air with Chad Morris - 7 p.m.	No media availability	No media availability	Game 10 LSU Kickoff - 6:30 p.m. TV - SEC Network Post Game Coach Morris & student-athletes	No media availability

ARKANSAS COMMUNICATIONS



KYLE PARKINSON

Associate AD/Communications

Cell 479.387.4753
 Email..... kparkin@uark.edu
 Twitter @TheOtherKP



MICHAEL MINSHEW

Assistant Director/Communications

Cell 817.707.0011
 Email..... mminshew@uark.edu
 Twitter @mminshew

Office: 479-575-2751

Fax: 479-575-7481

Fayetteville Press Box: (479) 575-6622

Little Rock Press Box: (501) 663-0514

GAME CREDENTIAL REQUESTS

All requests for media and/or photo credentials must be made online at www.SportsSystems.com/Arkansas. Requests should be made at least two weeks in advance.

Credentials will not be mailed. They may be picked up beginning three hours prior to kickoff at the media will call station at the base of the elevator at both Donald W. Reynolds Razorback Stadium in Fayetteville and War Memorial Stadium in Little Rock. Photo identification is required when picking up credentials.

ARKANSAS FTP SITE

An FTP site is available for members of the media. For more information concerning the FTP site, contact Michelle Glover (miglover@uark.edu).

CollegePressBox.com

CollegePressBox.com is the official media website for SEC football. Access and download weekly game notes, quotes, statistics, media guides, headshots, logos, flip cards and more for each of the SEC's members. Login information will be distributed to accredited media or you can apply for a password by sending an email to password@collegepressbox.com.

SEC WEEKLY TELECONFERENCE

Head coach Chad Morris will participate each week in the SEC teleconference of football coaches. The teleconferences will be conducted each Wednesday from Aug. 29 to Nov. 21 from 10 a.m. CT to 12:10 p.m. CT. For more information and the teleconference number, contact the SEC Media Relations Office at (205) 458-3000.

10:00 a.m.	Ed Orgeron, LSU
10:10 a.m.	Kirby Smart, Georgia
10:20 a.m.	Dan Mullen, Florida
10:30 a.m.	Derek Mason, Vanderbilt
10:40 a.m.	Nick Saban, Alabama
10:50 a.m.	Jeremy Pruitt, Tennessee
11:00 a.m.	Chad Morris, Arkansas
11:10 a.m.	Barry Odom, Missouri
11:20 a.m.	Matt Luke, Ole Miss
11:30 a.m.	Jimbo Fisher, Texas A&M
11:40 a.m.	Mark Stoops, Kentucky
11:50 a.m.	Joe Moorehead, Mississippi State
12:00 p.m.	Will Muschamp, South Carolina
12:10 p.m.	Gus Malzahn, Auburn

ON THE AIR WITH CHAD MORRIS

"On the Air with Chad Morris," Coach Morris' weekly radio show presented by Lindsey and Westrock Coffee Company airs on Wednesday nights starting at 7 p.m. For the 10th straight year, the one-hour radio show will be broadcast live from the Catfish Hole. The show will be carried throughout the state of Arkansas on the Razorback Sports Network and locally in Fayetteville on 105.3 FM, 99.5, 92.1 FM and 1290 AM.

RAZORBACK FOOTBALL WITH CHAD MORRIS

"Razorback Football with Chad Morris" is the official television coach's show of Razorback football. The one-hour show will air statewide and throughout the region on numerous television affiliates. A total of 12 shows will air throughout the season on the following stations: KATV (Sunday's at 10:30 p.m.), KFSM (Sunday at 10:30 p.m.) and KNXW (Sunday at 9:30 p.m.). The show will also be available regionally on Cox Sports Television on Wednesdays at 6 p.m. and Fox Sports Southwest on Tuesdays at 4 p.m.

RADIO AFFILIATES

Batesville.....	KWOZ-FM 103.3
Berryville.....	KTHS-AM 1480
Blytheville.....	KHLS-FM 96.3
Camden.....	KCXY-FM 95.3
Crossett.....	KAGH-AM 800
Crossett.....	KAGH-FM 104.9
De Queen.....	KDON-FM 92.1
DeWitt.....	KDEW-FM 97.3
El Dorado.....	KMRX-FM 96.1
Fayetteville.....	KAKS-FM 99.5
Fayetteville.....	KUOA-AM 1290
Fayetteville.....	KQSM-FM 92.1
Forrest City.....	KBFC-FM 93.5
Fort Smith.....	KERX-FM 95.3
Glenwood.....	KHGZ-AM 670
Glenwood.....	KHGZ-FM 98.9
Hatfield.....	KENA-FM 104.1
Herber Springs.....	KAWW-AM 1370
Helena.....	KFFA-FM 103.1
Horshoe Bend.....	KKIK-FM 106.5
Jonesboro.....	KEGI-FM 100.5
Little Rock.....	KABZ-FM 103.7
Magnolia.....	KZHE-FM 100.5
Marshall.....	KBCN-FM 104.3
Mena.....	KTTG-FM 96.3
Monett (Mo.).....	KKBL-FM 95.9
Monticello.....	KGPO-FM 99.9
Morrilton.....	KVOM-FM 101.7
Mountain Home.....	KOMT-FM 107.5
Ozark.....	KDYN-AM 1540
Ozark.....	KDYN-FM 96.7
Russellville.....	KCAB-AM 980
Russellville.....	KCJC-FM 102.3
Ruston (La.).....	KRLQ-FM 94.1
Searcy.....	KSMD-FM 99.1
Stuttgart.....	KWAK-FM 105.5
Texarkana (Texas).....	KKTK-AM 1400
Wynne.....	KWYN-FM 92.5
Wynne.....	KWYN-AM 1400

TEAM STATISTICS

Team Statistics	AR	OPP
SCORING	237	303
Points Per Game	26.3	33.7
Points Off Turnovers	41	68
FIRST DOWNS	176	193
Rushing	78	83
Passing	80	93
Penalty	18	17
RUSHING YARDAGE	1584	1382
Yards gained rushing	1792	1623
Yards lost rushing	208	241
Rushing Attempts	347	343
Average Per Rush	4.6	4.0
Average Per Game	176.0	153.6
TDs Rushing	11	19
PASSING YARDAGE	1822	2334
Comp-Att-Int	154-272-15	176-281-5
Average Per Pass	6.7	8.3
Average Per Catch	11.8	13.3
Average Per Game	202.4	259.3
TDs Passing	15	14
TOTAL OFFENSE	3406	3716
Total Plays	619	624
Average Per Play	5.5	6.0
Average Per Game	378.4	412.9
KICK RETURNS: #-Yards	19-397	27-568
PUNT RETURNS: #-Yards	6-88	14-201
INT RETURNS: #-Yards	5-5	15-196
KICK RETURN AVERAGE	20.9	21.0
PUNT RETURN AVERAGE	14.7	14.4
INT RETURN AVERAGE	1.0	13.1
FUMBLES-LOST	10-4	15-8
PENALTIES-Yards	50-459	55-454
Average Per Game	51.0	50.4
PUNTS-Yards	49-1817	38-1725
Average Per Punt	37.1	45.4
Net punt average	32.6	40.4
KICKOFFS-Yards	52-2954	60-3612
Average Per Kick	56.8	60.2
Net kick average	39.2	39.4
TIME OF POSSESSION/Game	30:35	29:25
3RD-DOWN Conversions	42/123	39/113
3rd-Down Pct	34%	35%
4TH-DOWN Conversions	2/4	5/11
4th-Down Pct	50%	45%
SACKS BY-Yards	23-142	18-103
MISC YARDS	0	30
TOUCHDOWNS SCORED	27	38
FIELD GOALS-ATTEMPTS	16-20	13-23
ON-SIDE KICKS	0-0	0-0
RED-ZONE SCORES	(27-30) 90%	(35-43) 81%
RED-ZONE TOUCHDOWNS	(15-30) 50%	(25-43) 58%
PAT-ATTEMPTS	(27-27) 100%	(34-36) 94%
ATTENDANCE	303613	116082
Games/Avg Per Game	5/60723	2/58041
Neutral Site Games		2/53410

Score by Quarters	1st	2nd	3rd	4th	OT	Total
Arkansas	48	85	52	52	0	237
Opponents	75	87	42	99	0	303

GAME-BY-GAME LEADERS

Opponent	Rushes	Rush Yards	Catches	Receiving Yards	Tackles	Tackles-For-Loss	Sacks
Eastern Illinois	10, Devwah Whaley	28, Devwah Whaley	5, 2 players	132, Jordan Jones	10, Dre Greenlaw	2.0, Dre Greenlaw	1.0, 2 players
at Colorado State	26, Devwah Whaley	165, Devwah Whaley	2, 3 players	64, TJ Hammonds	11, De'Jon Harris	1.5, Armon Watts	1.0, Armon Watts
North Texas	9, Devwah Whaley	74, Maleek Williams	4, 2 players	61, Mike Woods	12, De'Jon Harris	1.5, Derrick Munson	1.0, 2 players
at Auburn	12, Ty Storey	66, Rakeem Boyd	2, 4 players	39, Rakeem Boyd	9, Kamren Curl	3.0, Dre Greenlaw	1.0, 4 players
vs. Texas A&M	10, Rakeem Boyd	47, Rakeem Boyd	4, Rakeem Boyd	77, Cheyenne O'Grady	16, De'Jon Harris	2.0, De'Jon Harris	1.0, 3 players
Alabama	15, Rakeem Boyd	102, Rakeem Boyd	7, C. O'Grady	53, Deon Stewart	13, Dre Greenlaw	0.5, 4 players	--
Ole Miss	12, 2 players	109, Rakeem Boyd	3, 2 players	77, LaMichael Pettway	13, De'Jon Harris	2.5, Randy Ramsey	1.0, 2 players
Tulsa	22, Rakeem Boyd	99, Rakeem Boyd	3, Rakeem Boyd	35, Cheyenne O'Grady	10, Santos Ramirez	3.5, McTelvin Agim	2.0, McTelvin Agim
Vanderbilt	19, Rakeem Boyd	113, Rakeem Boyd	6, C. O'Grady	83, Cheyenne O'Grady	11, De'Jon Harris	1.0, 5 players	1.0, 2 players
LSU							
at Mississippi State							
at Missouri							

ARKANSAS OFFENSE GAME-BY-GAME STATISTICS

		Rushing				Receiving				Passing				Kick Returns				Punt Returns				tot
Date	Opponent	no.	yds	td	lg	no.	yds	td	lg	cmp-att-int	yds	td	lg	no.	yds	td	lg	no.	yds	td	lg	off
Sep 1	EASTERN ILLINOIS	37	80	2	10	21	353	4	57	21-29-0	353	4	57	4	102	0	34	0	0	0	0	433
Sep 08	at Colorado State	53	299	1	36	11	144	2	64	11-22-2	144	2	64	2	23	0	23	1	45	0	45	443
Sep 15	NORTH TEXAS	32	126	2	68	20	210	0	25	20-45-6	210	0	25	5	94	0	26	1	1	0	1	336
Sep 22	at Auburn	38	149	0	45	13	141	0	33	13-32-1	141	0	33	1	20	0	20	1	13	0	13	290
Sep 29	vs Texas A&M	26	55	1	25	14	193	1	36	14-27-1	193	1	36	1	11	0	11	0	0	0	0	248
Oct 06	ALABAMA	31	172	1	32	26	233	3	37	26-40-1	233	3	37	1	78	0	78	0	0	0	0	405
Oct 13	vs Ole Miss	48	300	1	69	15	177	2	39	15-22-1	177	2	39	3	35	0	33	0	0	0	0	477
Oct 20	TULSA	53	196	1	20	11	131	1	30	11-19-1	131	1	30	0	0	0	0	2	29	0	29	327
Oct 27	VANDERBILT	29	207	2	38	23	240	2	40	23-36-2	240	2	40	2	34	0	24	1	0	0	0	447
		347	1584	11	69	154	1822	15	64	154-272-15	1822	15	64	19	397	0	78	6	88	0	45	3406
Opponents		343	1382	19	63	176	2334	14	76	176-281-5	2334	14	76	27	568	2	100	14	201	1	90	3716

Games: 9 • Avg/rush: 4.6 • Avg/catch: 11.8 • Pass effic: 120.05 • KR avg: 20.9 • PR avg: 14.7 • All purpose avg/game: 432.9 • Total offense avg/gm: 378.4

ARKANSAS DEFENSE GAME-BY-GAME STATISTICS

Date	Opponent	Tackles				Sacks		Fumble		Pass Defense			blkd	PAT Attempts			off		
		ua	a	total	tfl-yds	no	yds	ff	fr-yds	int-yds	qbh	brup	kick	kick	rush	rcv	saf	t/o	pts
Sep 1	EASTERN ILLINOIS	40	52	92	8.0-27	2.0-15	6	5-61		0-0	3	5	1	7-7	0	0	0	24	55
Sep 08	at Colorado State	33	56	89	6.0-19	1.0-4	3	1-0		1-0	4	9	0	3-3	0	0	0	7	27
Sep 15	NORTH TEXAS	33	32	65	8.0-29	2.0-17	1	1-0		0-0	9	8	0	2-2	0	0	0	0	17
Sep 22	at Auburn	38	22	60	9.0-29	4.0-21	0	0-0		0-0	2	1	0	0-0	0	0	0	0	3
Sep 29	vs Texas A&M	43	36	79	4.0-19	3.0-18	0	0-0		2-5	0	1	0	2-2	0	0	0	0	17
Oct 06	ALABAMA	26	50	76	2.0-3	0.0-0	1	0-0		0-0	1	3	0	4-4	0	0	0	0	31
Oct 13	vs Ole Miss	43	16	59	6.0-20	2.0-8	1	0-0		1-0	0	4	0	3-3	0	0	0	7	33
Oct 20	TULSA	33	36	69	8.0-42	6.0-35	1	1-0		1-0	4	6	0	2-2	0	0	0	3	23
Oct 27	VANDERBILT	46	26	72	6.0-37	3.0-24	0	0-0		0-0	2	1	0	4-4	0	0	0	0	31
		335	326	661	57.0-225	23.0-142	13	8-61		5-5	25	38	1	27-27	0	0	0	41	237
Opponents		324	284	608	63.0-204	18.0-103	7	4-40		15-196	35	36	1	34-36	0	1	0	68	303

ARKANSAS SPECIAL TEAMS GAME-BY-GAME STATISTICS

		Punting										Field Goals			Kickoffs				
Date	Opponent	no.	yds	avg	long	blkd	tb	fc	50+	i20	md-att	long	blkd	no.	yds	avg	tb	ob	
Sep 1	EASTERN ILLINOIS	5	147	29.4	44	0	0	2	0	2	2-2	35	0	10	587	58.7	3	0	
Sep 08	at Colorado State	5	191	38.2	42	0	0	1	0	2	2-3	31	0	6	395	65.8	2	0	
Sep 15	NORTH TEXAS	9	308	34.2	41	0	0	4	0	1	1-2	54	0	4	237	59.2	2	0	
Sep 22	at Auburn	9	304	33.8	42	1	0	4	0	0	1-2	29	0	2	126	63.0	1	0	
Sep 29	vs Texas A&M	8	346	43.2	50	0	0	3	2	1	1-1	47	0	4	188	47.0	0	0	
Oct 06	ALABAMA	3	113	37.7	47	0	0	1	0	0	1-1	41	0	6	285	47.5	0	0	
Oct 13	vs Ole Miss	2	95	47.5	64	0	0	1	1	2	4-4	43	0	8	448	56.0	3	0	
Oct 20	TULSA	4	139	34.8	41	0	0	2	0	4	3-3	35	0	6	356	59.3	2	0	
Oct 27	VANDERBILT	4	174	43.5	47	0	1	1	0	0	1-2	55	0	6	332	55.3	1	1	
		49	1817	37.1	64	1	1	19	3	12	16-20	55	0	52	2954	56.8	14	1	
Opponents		38	1725	45.4	70	0	5	14	8	15	13-23	55	0	60	3612	60.2	34	0	

ARKANSAS RED ZONE GAME-BY-GAME STATISTICS

Date	Opponent	Score	Times In RZ	Times Scored	Total Pts	Rush TDs	Pass TDs	FGs Made	Failed to score inside RZ					
			In RZ	Scored	Pts	TDs	TDs	TDs	FGA	Down	Int	Fumb	Half	Game
Sep 1, 2018	EASTERN ILLINOIS	W 55-20	5	5	27	3	2	1	2	0	0	0	0	0
Sep 08, 2018	at Colorado State	L 27-34	3	3	13	1	1	0	2	0	0	0	0	0
Sep 15, 2018	NORTH TEXAS	L 17-44	2	1	7	1	1	0	0	1	0	0	0	0
Sep 22, 2018	at Auburn	L 3-34	2	1	3	0	0	0	1	1	0	0	0	0
Sep 29, 2018	vs Texas A&M	L 17-24	1	1	7	1	1	0	0	0	0	0	0	0
Oct 06, 2018	ALABAMA	L 31-65	6	5	31	4	1	3	1	0	0	0	1	0
Oct 13, 2018	vs Ole Miss	L 33-37	3	3	9	0	0	0	3	0	0	0	0	0
Oct 20, 2018	TULSA	W 23-0	5	5	23	2	1	1	3	0	0	0	0	0
Oct 27, 2018	VANDERBILT	L 31-45	3	3	21	3	1	2	0	0	0	0	0	0
Totals			30	27	141	15	8	7	12	2	0	0	1	0

27 of 30 (90.0%)

OPPONENT OFFENSE GAME-BY-GAME STATISTICS

Date	Opponent	Rushing				Receiving				Passing				Kick Returns				Punt Returns				tot off
		no.	yds	td	lg	no.	yds	td	lg	cmp-att-int	yds	td	lg	no.	yds	td	lg	no.	yds	td	lg	
Sep 1	EASTERN ILLINOIS	41	127	0	29	27	230	3	43	27-40-0	230	3	43	5	99	0	26	1	3	0	3	357
Sep 08	at Colorado State	23	40	1	14	32	389	2	54	32-50-1	389	2	54	4	69	0	20	4	0	0	1	429
Sep 15	NORTH TEXAS	29	95	2	24	24	281	1	37	24-46-0	281	1	37	1	17	0	17	1	90	1	90	376
Sep 22	at Auburn	36	91	3	15	15	134	0	42	15-22-0	134	0	42	1	96	1	96	3	95	0	48	225
Sep 29	vs Texas A&M	46	176	2	16	17	201	0	26	17-26-2	201	0	26	2	110	1	100	3	-2	0	1	377
Oct 06	ALABAMA	41	246	4	27	14	393	4	76	14-18-0	393	4	76	6	67	0	20	0	0	0	0	639
Oct 13	vs Ole Miss	38	224	3	27	26	387	2	66	26-35-1	387	2	66	3	62	0	26	0	0	0	0	611
Oct 20	TULSA	40	133	0	19	8	127	0	65	8-25-1	127	0	65	3	21	0	16	0	0	0	0	260
Oct 27	VANDERBILT	49	250	4	63	13	192	2	40	13-19-0	192	2	40	2	27	0	17	2	15	0	13	442
		343	1382	19	63	176	2334	14	76	176-281-5	2334	14	76	27	568	2	100	14	201	1	90	3716
Arkansas		347	1584	11	69	154	1822	15	64	154-272-15	1822	15	64	19	397	0	78	6	88	0	45	3406

Games: 9 • Avg/rush: 4.0 • Avg/catch: 13.3 • Pass effic: 145.29 • KR avg: 21.0 • PR avg: 14.4 • All purpose avg/game: 523.4 • Total offense avg/gm: 412.9

OPPONENT DEFENSE GAME-BY-GAME STATISTICS

Date	Opponent	Tackles				Sacks	Fumble		Pass Defense			blkd	PAT Attempts			off	
		ua	a	total	tfl-yds		ff	fr-yds	int-yds	qbh	brup		kick	rush	rcv	saf	t/o
Sep 1	EASTERN ILLINOIS	42	22	64	6.0-13	1.0-4	0	0-0	0-0	1	4	0	2-3	0	0	0	0
Sep 08	at Colorado State	37	50	87	5.0-23	1.0-12	0	0-0	2-4	6	5	0	2-2	0	1	0	6
Sep 15	NORTH TEXAS	36	32	68	8.0-31	5.0-27	0	0-0	6-65	5	6	0	5-5	0	0	0	24
Sep 22	at Auburn	39	26	65	7.0-33	2.0-19	2	1-40	1-57	9	4	1	4-4	0	0	0	3
Sep 29	vs Texas A&M	25	22	47	9.0-32	5.0-25	0	0-0	1-0	2	4	0	3-3	0	0	0	0
Oct 06	ALABAMA	35	32	67	8.0-15	1.0-4	3	2-0	1-44	7	4	0	8-9	0	0	0	21
Oct 13	vs Ole Miss	36	34	70	9.0-28	1.0-4	0	0-0	1-0	0	1	0	4-4	0	0	0	0
Oct 20	TULSA	42	40	82	5.0-14	0.0-0	2	1-0	1-18	2	3	0	0-0	0	0	0	0
Oct 27	VANDERBILT	32	26	58	6.0-15	2.0-8	0	0-0	2-8	3	5	0	6-6	0	0	0	14
		324	284	608	63.0-204	18.0-103	7	4-40	15-196	35	36	1	34-36	0	1	0	68
Arkansas		335	326	661	57.0-225	23.0-142	13	8-61	5-5	25	38	1	27-27	0	0	0	41

OPPONENT SPECIAL TEAMS GAME-BY-GAME STATISTICS

		Punting										Field Goals			Kickoffs				
Date	Opponent	no.	yds	avg	long	blkd	tb	fc	50+	i20	md-att	long	blkd	no.	yds	avg	tb	ob	
Sep 1	EASTERN ILLINOIS	4	163	40.8	46	0	0	1	0	2	0-2	0	0	4	251	62.8	0	0	
Sep 08	at Colorado State	5	284	56.8	70	0	1	2	3	1	4-4	55	0	8	469	58.6	5	0	
Sep 15	NORTH TEXAS	9	382	42.4	48	0	2	3	0	5	3-3	26	0	9	521	57.9	2	0	
Sep 22	at Auburn	5	236	47.2	60	0	0	2	2	2	2-4	43	0	7	450	64.3	6	0	
Sep 29	vs Texas A&M	4	195	48.8	65	0	1	2	2	2	1-3	30	0	5	325	65.0	4	0	
Oct 06	ALABAMA	0	0	0.0	0	0	0	0	0	0	1-1	27	0	11	600	54.5	6	0	
Oct 13	vs Ole Miss	1	35	35.0	35	0	0	1	0	0	1-3	36	0	7	417	59.6	4	0	
Oct 20	TULSA	6	245	40.8	47	0	1	2	0	1	0-2	0	0	1	65	65.0	1	0	
Oct 27	VANDERBILT	4	185	46.2	60	0	0	1	1	2	1-1	36	0	8	514	64.2	6	0	
		38	1725	45.4	70	0	5	14	8	15	13-23	55	0	60	3612	60.2	34	0	
Arkansas		49	1817	37.1	64	1	1	19	3	12	16-20	55	0	52	2954	56.8	14	1	

OPPONENT RED ZONE GAME-BY-GAME STATISTICS

				Times	Times	Total		Rush	Pass	FGs	Failed to score inside RZ					
Date	Opponent	Score		In RZ	Scored	Pts	TDs	TDs	TDs	Made	FGA	Down	Int	Fumb	Half	Game
Sep 1, 2018	EASTERN ILLINOIS	W 55-20		3	2	14	2	0	2	0	1	0	0	0	0	0
Sep 08, 2018	at Colorado State	L 27-34		4	4	25	3	1	2	1	0	0	0	0	0	0
Sep 15, 2018	NORTH TEXAS	L 17-44		7	6	30	3	2	1	3	0	0	0	1	0	0
Sep 22, 2018	at Auburn	L 3-34		6	5	27	3	3	0	2	0	1	0	0	0	0
Sep 29, 2018	vs Texas A&M	L 17-24		5	3	17	2	2	0	1	2	0	0	0	0	0
Oct 06, 2018	ALABAMA	L 31-65		5	5	30	4	4	0	1	0	0	0	0	0	0
Oct 13, 2018	vs Ole Miss	L 33-37		6	5	30	4	3	1	1	1	0	0	0	0	0
Oct 20, 2018	TULSA	W 23-0		2	0	0	0	0	0	0	1	1	0	0	0	0
Oct 27, 2018	VANDERBILT	L 31-45		5	5	31	4	3	1	1	0	0	0	0	0	0
Totals				43	35	204	25	18	7	10	5	2	0	1	0	0
35 of 43 (81.4%)																

TEAM COMPARISON GAME-BY-GAME STATISTICS

Opponent	Score	First Downs				Rushing Number-Yards	Passing		Total Offense Plays-Yards	Return Yards	Turn- Overs
		Total	Rush	Pass	Pen		Comp-Att-Int	Yards			
EASTERN ILLINOIS	55 - 20	18 / 21	5 / 8	13 / 11	0 / 2	37-80 / 41-127	21-29-0 / 27-40-0	353 / 230	66-433 / 81-357	163 / 102	0 / 5
Colorado State	27 - 34	24 / 21	16 / 5	5 / 14	3 / 2	53-299 / 23-40	11-22-2 / 32-50-1	144 / 389	75-443 / 73-429	68 / 73	2 / 2
NORTH TEXAS	17 - 44	20 / 18	4 / 3	12 / 11	4 / 4	32-126 / 29-95	20-45-6 / 24-46-0	210 / 281	77-336 / 75-376	95 / 172	6 / 1
Auburn	3 - 34	13 / 13	6 / 6	5 / 6	2 / 1	38-149 / 36-91	13-32-1 / 15-22-0	141 / 134	70-290 / 58-225	33 / 288	2 / 0
Texas A&M	17 - 24	11 / 24	3 / 11	8 / 10	0 / 3	26-55 / 46-176	14-27-1 / 17-26-2	193 / 201	53-248 / 72-377	16 / 108	1 / 2
ALABAMA	31 - 65	22 / 24	7 / 11	12 / 13	3 / 0	31-172 / 41-246	26-40-1 / 14-18-0	233 / 393	71-405 / 59-639	78 / 111	3 / 0
Ole Miss	33 - 37	27 / 32	17 / 15	7 / 15	3 / 2	48-300 / 38-224	15-22-1 / 26-35-1	177 / 387	70-477 / 73-611	35 / 62	1 / 1
TULSA	23 - 0	20 / 15	12 / 9	6 / 5	2 / 1	53-196 / 40-133	11-19-1 / 8-25-1	131 / 127	72-327 / 65-260	29 / 39	2 / 2
VANDERBILT	31 - 45	21 / 25	8 / 15	12 / 8	1 / 2	29-207 / 49-250	23-36-2 / 13-19-0	240 / 192	65-447 / 68-442	34 / 50	2 / 0
Totals	237 - 303	176 / 193	78 / 83	80 / 93	18 / 17	347-1584 / 343-1382	154-272-15 / 176-281-5	1822 / 2334	619-3406 / 624-3716	551 / 1005	19 / 13

Opponent	3rd Down		4th Down		Time of Possession	TOP Margin	Avg Yds/Rush	Avg Yds/Pass	Avg Yds/Play	Punting Number-Avg	Penalties Number-Yards	Sacks
	Conversions		Conversions									
EASTERN ILLINOIS	7-15	6-18	0-0	3-4	29:10 / 30:50	-1:40	2.2 / 3.1	12.2 / 5.8	6.6 / 4.4	5-29.4 / 4-40.8	4-40 / 6-30	2 / 1
Colorado State	5-15	6-15	0-0	0-0	32:27 / 27:33	4:54	5.6 / 1.7	6.5 / 7.8	5.9 / 5.9	5-38.2 / 5-56.8	6-60 / 6-54	1 / 1
NORTH TEXAS	4-16	3-16	0-0	0-1	29:56 / 30:04	-0:08	3.9 / 3.3	4.7 / 6.1	4.4 / 5.0	9-34.2 / 9-42.4	10-70 / 9-102	2 / 5
Auburn	3-17	4-13	1-2	0-1	32:29 / 27:31	4:58	3.9 / 2.5	4.4 / 6.1	4.1 / 3.9	9-33.8 / 5-47.2	8-57 / 7-40	4 / 2
Texas A&M	3-12	2-10	0-0	1-1	23:04 / 36:56	-13:52	2.1 / 3.8	7.1 / 7.7	4.7 / 5.2	8-43.5 / 4-48.8	6-61 / 7-44	3 / 5
ALABAMA	6-12	3-6	0-1	1-2	32:56 / 27:04	5:52	5.5 / 6.0	5.8 / 21.8	5.7 / 10.8	3-37.7 / 0-0.0	2-20 / 5-31	0 / 1
Ole Miss	2-9	6-10	1-1	0-0	35:18 / 24:42	10:36	6.2 / 5.9	8.0 / 11.1	6.8 / 8.4	2-47.5 / 1-35.0	5-65 / 4-50	2 / 1
TULSA	6-15	4-15	0-0	0-2	35:26 / 24:34	10:52	3.7 / 3.3	6.9 / 5.1	4.5 / 4.0	4-34.8 / 6-40.8	3-40 / 4-43	6 / 0
VANDERBILT	6-12	5-10	0-0	0-0	24:28 / 35:32	-11:04	7.1 / 5.1	6.7 / 10.1	6.9 / 6.5	4-43.5 / 4-46.2	6-46 / 7-60	3 / 2
Totals	42-123	39-113	2-4	5-11	275:14 / 264:46	10:28	4.6 / 4.0	6.7 / 8.3	5.5 / 6.0	49-37.1 / 38-45.4	50-459 / 55-454	23 / 18

Note: Game totals are displayed in the format TEAM/OPPONENT for each category

ARKANSAS INDIVIDUAL STATISTICS

Rushing	gp-gs	att	gain	loss	net	avg	td	lg	avg/g
Rakeem Boyd	9-5	94	641	26	615	6.5	2	69	68.3
Devwah Whaley	5-4	65	313	15	298	4.6	2	18	59.6
Chase Hayden	9-0	55	268	16	252	4.6	1	38	28.0
Ty Storey	7-6	50	268	67	201	4.0	1	23	28.7
Maleek Williams	5-0	20	117	2	115	5.8	2	68	23.0
Cole Kelley	8-2	28	93	20	73	2.6	3	20	9.1
TJ Hammonds	4-0	10	31	3	28	2.8	0	10	7.0
John Stephen Jones	1-0	1	15	0	15	15.0	0	15	15.0
Connor Noland	2-1	12	37	27	10	0.8	0	13	5.0
Jordan Jones	9-0	1	9	0	9	9.0	0	9	1.0
Daulton Hyatt	1-0	2	0	6	-6	-3.0	0	0	-6.0
Team	7-0	9	0	26	-26	-2.9	0	0	-3.7
Total	9	347	1792	208	1584	4.6	11	69	176.0
Opponents	9	343	1623	241	1382	4.0	19	63	153.6

Passing	gp-gs	effic	comp-att-int	pct	yds	td	lg	avg/g
Ty Storey	7-6	124.96	104-178-7	58.4	1223	9	57	174.7
Cole Kelley	8-2	120.79	35-66-5	53.0	455	5	64	56.9
Connor Noland	2-1	112.24	14-23-2	60.9	149	1	30	74.5
John Stephen Jones	1-0	-66.67	0-3-1	0.0	0	0	0	0.0
Team	7-0	0.00	0-1-0	0.0	0	0	0	0.0
Jared Cornelius	8-4	58.00	1-1-0	100.0	-5	0	0	-0.6
Daulton Hyatt	1-0	0.00	0-0-0	0.0	0	0	0	0.0
Total	9	120.05	154-272-15	56.6	1822	15	64	202.4

Receiving	gp-gs	no	yds	avg	td	lg	avg/g
LaMichael Pettway	9-4	21	354	16.9	4	48	39.3
Cheyenne O'Grady	7-4	21	284	13.5	4	39	40.6
Rakeem Boyd	9-5	18	154	8.6	0	38	17.1
Jordan Jones	9-0	14	191	13.6	1	57	21.2
Mike Woods	7-5	14	177	12.6	1	29	25.3
Deon Stewart	9-5	12	142	11.8	0	37	15.8
Chase Hayden	9-0	11	61	5.5	0	20	6.8
Austin Cantrell	9-7	8	119	14.9	1	42	13.2
Jared Cornelius	8-4	5	53	10.6	0	14	6.6
Jeremy Patton	5-1	5	45	9.0	0	19	9.0
Devwah Whaley	5-4	5	24	4.8	0	7	4.8
TJ Hammonds	4-0	4	84	21.0	1	64	21.0
Chase Harrell	7-0	4	60	15.0	0	36	8.6
Tyson Morris	8-0	4	30	7.5	1	11	3.8
Grayson Gunter	8-2	3	28	9.3	1	11	3.5
De'Vion Warren	7-0	3	14	4.7	1	17	2.0
Jonathan Nance	4-4	1	-2	-2.0	0	0	-0.5
Ty Storey	7-6	1	-5	-5.0	0	0	-0.7
Cole Kelley	8-2	0	9	0.0	0	0	1.1
Total	9	154	1822	11.8	15	64	202.4
Opponents	9	176	2334	13.3	14	76	259.3

GAME-BY-GAME OFFENSIVE LINE SNAPS

Player	Total	E. Illinois	Colo. St.	N. Texas	Auburn	Texas A&M	Alabama	Ole Miss	Tulsa	Vanderbilt	LSU	Miss. State	Missouri
Hjalte Froholdt	549	64	78	69	74	53	67	71	73				
Johnny Gibson	521	64	78	66	71	53	74	61	56				
Brian Wallace	506	64	62	64	74	53	47	71	71				
Ty Clary	457	29	35	48	74	53	74	71	73				
Colton Jackson	288	-	-	23	67	53	74	71	-				
Noah Gatlin	153	17	78	58	-	-	-	-	-				
Dalton Wagner	143	3	16	17	7	-	27	-	73				
Austin Capps	128	3	43	45	-	-	7	10	17				
Kirby Adcock	55	38	0	15	3	-	-	-	-				
Shane Clenin	52	50	-	-	-	-	-	-	2				
Tyler Hall	3	3	-	-	-	-	-	-	-				

ARKANSAS INDIVIDUAL STATISTICS

Scoring	td	fg	PAT				dxp	saf	pts
			kick	rush	rcv	pass			
Connor Limpert	-	16-20	27-27	-	-	-	-	-	75
LaMichael Pettway	4	-	-	-	-	-	-	-	24
Cheyenne O'Grady	4	-	-	-	-	-	-	-	24
Cole Kelley	3	-	-	-	-	-	-	-	18
Devwah Whaley	2	-	-	-	-	-	-	-	12
Rakeem Boyd	2	-	-	-	-	-	-	-	12
Maleek Williams	2	-	-	-	-	-	-	-	12
Austin Cantrell	1	-	-	-	-	-	-	-	6
De'Vion Warren	1	-	-	-	-	-	-	-	6
TJ Hammonds	1	-	-	-	-	-	-	-	6
Grayson Gunter	1	-	-	-	-	-	-	-	6
Tyson Morris	1	-	-	-	-	-	-	-	6
Chase Hayden	1	-	-	-	-	-	-	-	6
Mike Woods	1	-	-	-	-	-	-	-	6
Jordan Jones	1	-	-	-	-	-	-	-	6
Briston Guidry	1	-	-	-	-	-	-	-	6
Ty Storey	1	-	-	-	-	-	-	-	6
Total	27	16-20	27-27	-	-	-	-	-	237
Opponents	38	13-23	34-36	-	1	1-2	-	-	303

Field Goals	fg	pct.	01-19	20-29	30-39	40-49	50-99	lg	blk
Connor Limpert	16-20	80.0	0-0	4-4	7-8	3-5	2-3	55	0

FG Sequence	Arkansas	Opponents
Eastern Illinois	(35),(23)	47,29
Colorado State	(28),(31),48	(55),(46),(44),(22)
North Texas	(54),38	(24),(26),(20)
Auburn	40,(29)	54,(18),50,(43)
Texas A&M	(47)	(30),36,33
Alabama	(41)	(27)
Ole Miss	(43),(38),(38),(36)	(36),45,28
Tulsa	(33),(35),(24)	28,42
Vanderbilt	60,(55)	(36)

Numbers in (parentheses) indicate field goal was made.

Total Offense	q	plays	rush	pass	total	avg/q
Ty Storey	7	228	201	1223	1424	203.4
Rakeem Boyd	9	94	615	0	615	68.3
Cole Kelley	8	94	73	455	528	66.0
Devwah Whaley	5	65	298	0	298	59.6
Chase Hayden	9	55	252	0	252	28.0
Connor Noland	2	35	10	149	159	79.5
Maleek Williams	5	20	115	0	115	23.0
TJ Hammonds	4	10	28	0	28	7.0
John Stephen Jones	1	4	15	0	15	15.0
Jordan Jones	9	1	9	0	9	1.0
Jared Cornelius	8	1	0	-5	-5	-0.6
Daulton Hyatt	1	2	-6	0	-6	-6.0
Team	7	10	-26	0	-26	-3.7
Total	9	619	1584	1822	3406	378.4
Opponents	9	624	1382	2334	3716	412.9

Punting	no.	yds	avg	lg	tb	fc	i20	50+	blk
Reid Bauer	38	1468	38.6	64	1	15	10	3	1
Blake Johnson	7	213	30.4	44	0	2	2	0	0
M. Phillips	3	128	42.7	47	0	2	0	0	0
Team	1	8	8.0	8	0	0	0	0	0
Total	49	1817	37.1	64	1	19	12	3	1
Opponents	38	1725	45.4	70	5	14	15	8	0

Kickoffs	no.	yds	avg	tb	ob	retn	net	ydln
Connor Limpert	52	2954	56.8	14	1			
Total	52	2954	56.8	14	1	21.0	39.2	25
Opponents	60	3612	60.2	34	0	20.9	39.4	25

ARKANSAS INDIVIDUAL STATISTICS

All Purpose	g	rush	rcv	pr	kr	ir	total	avg/g
Rakeem Boyd	9	615	154	0	0	0	769	85.4
LaMichael Pettw	9	0	354	0	0	0	354	39.3
Devwah Whaley	5	298	24	0	0	0	322	64.4
Chase Hayden	9	252	61	0	0	0	313	34.8
De'Vion Warren	7	0	14	0	285	0	299	42.7
Cheyenne O'Gra	7	0	284	0	0	0	284	40.6
Deon Stewart	9	0	142	88	31	0	261	29.0
Jordan Jones	9	9	191	0	0	0	200	22.2
Ty Storey	7	201	-5	0	0	0	196	28.0
Mike Woods	7	0	177	0	0	0	177	25.3
Austin Cantrell	9	0	119	0	0	0	119	13.2
Maleek Williams	5	115	0	0	0	0	115	23.0
TJ Hammonds	4	28	84	0	0	0	112	28.0
Cole Kelley	8	73	9	0	0	0	82	10.2
Chase Harrell	7	0	60	0	0	0	60	8.6
Jared Cornelius	8	0	53	0	0	0	53	6.6
Jeremy Patton	5	0	45	0	0	0	45	9.0
Britto Tutt	4	0	0	0	44	0	44	11.0
Gary Cross	2	0	0	0	39	0	39	19.5
Tyson Morris	8	0	30	0	0	0	30	3.8
Grayson Gunter	8	0	28	0	0	0	28	3.5
John Stephen Jo	1	15	0	0	0	0	15	15.0
Connor Noland	2	10	0	0	0	0	10	5.0
Dre Greenlaw	7	0	0	0	0	5	5	0.7
Jonathan Nance	4	0	-2	0	0	0	-2	-0.5
Terrell Collins	7	0	0	0	-2	0	-2	-0.3
Daulton Hyatt	1	-6	0	0	0	0	-6	-6.0
Team	7	-26	0	0	0	0	-26	-3.7
Total	9	1584	1822	88	397	5	3896	432.9
Opponents	9	1382	2334	201	568	196	4711	523.4

Punt Returns	no.	yds	avg	td	lg
Deon Stewart	6	88	14.7	0	45
Total	6	88	14.7	0	45
Opponents	14	201	14.4	1	90

Interceptions	no.	yds	avg	td	lg
Ryan Pulley	3	0	0.0	0	0
Dre Greenlaw	2	5	2.5	0	5
Total	5	5	1.0	0	5
Opponents	15	196	13.1	2	57

Kick Returns	no.	yds	avg	td	lg
De'Vion Warren	11	285	25.9	0	78
Britto Tutt	2	44	22.0	0	26
Gary Cross	2	39	19.5	0	20
Deon Stewart	2	31	15.5	0	20
Tyson Morris	1	0	0.0	0	0
Terrell Collins	1	-2	-2.0	0	0
Total	19	397	20.9	0	78
Opponents	27	568	21.0	2	100

Fumble Returns	no.	yds	avg	td	lg
Bumper Pool	1	60	60.0	0	60
Briston Guidry	1	1	1.0	1	1
Total	2	61	30.5	1	60
Opponents	1	40	40.0	0	40

ARKANSAS DEFENSIVE STATISTICS

#	Defensive Leaders	gp-gs	Tackles				Sacks no-yds	Pass defense			Fumbles		blkd	
			ua	a	tot	tfl/yds		int-yds	brup	qbh	rcv-yds	ff	kick	saf
8	De'Jon Harris	9-9	50	43	93	7.0-19	2.0-11	.	5	1	.	1	.	.
9	Santos Ramirez	9-9	35	29	64	0.5-0	1-0	.	.	.
23	Dre Greenlaw	7-6	30	30	60	6.5-10	2.0-6	2-5	.	1	.	1	.	.
2C	Kamren Curl	9-9	26	18	44	.	.	.	4	.	.	1	.	.
3	McTelvin Agim	9-9	16	17	33	8.0-37	3.5-20	.	1	11	1-0	2	.	.
90	Armon Watts	9-8	14	19	33	6.5-40	6.0-39	.	2	2	.	3	.	.
11	Ryan Pulley	9-7	25	5	30	2.0-8	1.0-5	3-0	7	.	.	1	.	.
10	Randy Ramsey	7-7	14	14	28	6.0-32	3.0-25	.	.	5	1-0	.	.	.
1P	Bumper Pool	8-3	9	14	23	2.5-4	.	.	4	1	1-60	.	1	.
31	Grant Morgan	9-0	7	15	22	2.5-4	.	.	1	1
52	TJ Smith	9-9	7	13	20	2.5-9	1.5-6
24	Jarques McClellion	9-6	16	4	20	.	.	.	6
36	D'Vone McClure	9-5	14	6	20	2.0-11	1.0-8	.	3	.	.	1	.	.
27	Hayden Henry	9-1	7	9	16
7G	Briston Guidry	7-0	4	10	14	2.5-14	1.5-12	.	2	.	1-1	.	.	.
91	Michael Taylor	9-1	7	6	13	1.5-3	0.5-2	1	.	.
29	Derrick Munson	9-1	6	7	13	2.0-11	1.0-8
8B	Jamario Bell	8-0	6	6	12	1.0-5	.	.	.	1	.	1	.	.
30	Kevin Richardson	6-2	4	7	11	.	.	.	1
6R	Gabe Richardson	8-2	3	8	11	1.5-3	.	.	1	2	1-0	.	.	.
42	Jonathan Marshall	8-0	2	7	9
33	Dee Walker	9-0	3	6	9	0.5-1
5G	Dorian Gerald	5-0	3	4	7	1.0-10	.	.	1
26	Ryder Lucas	8-0	2	5	7
1C	Chevin Calloway	2-2	3	4	7	2-0	1	.	.
13	Nate Dalton	7-0	5	2	7
22	Deon Edwards	9-0	1	4	5	0.5-2
2B	Montaric Brown	8-2	3	1	4
17	Joseph Foucha	6-0	2	2	4
1M	Myles Mason	6-0	.	3	3
8	Mike Woods	7-5	1	1	2
66	Ty Clary	9-8	2	.	2
44	Austin Cantrell	9-7	.	1	1
46	Damani Carter	1-0	1	.	1
85	Cheyenne O'Grady	7-4	1	.	1
20	Giovanni LaFrance	6-0	1	.	1
1L	Jack Lindsey	8-0	1	.	1
14	Britto Tutt	4-1	.	1	1
4J	Jean-Baptiste	1-0	.	1	1	0.5-2
60	Brian Wallace	9-9	1	.	1
93	Isaiah Nichols	2-0	1	.	1
82	Gary Cross	2-0	.	1	1
1Z	Tyson Morris	8-0	1	.	1
3S	Deon Stewart	9-5	1	.	1
15	Cole Kelley	8-2	.	1	1
5C	Terrell Collins	7-0	.	1	1
25	Micahh Smith	4-0	.	1	1
Total		9	335	326	661	57-225	23-142	5-5	38	25	8-61	13	1	.
Opponents		9	324	284	608	63-204	18-103	15-196	36	35	4-40	7	1	.

ARKANSAS INDIVIDUAL GAME HIGHS

Rushes	26	Devwah Whaley at Colorado State (Sep 08, 2018)
Yards Rushing	165	Devwah Whaley at Colorado State (Sep 08, 2018)
TD Rushes	1	Ty Storey vs Eastern Illinois (Sep 1, 2018)
	1	Devwah Whaley vs Eastern Illinois (Sep 1, 2018)
	1	Devwah Whaley at Colorado State (Sep 08, 2018)
	1	Cole Kelley vs North Texas (Sep 15, 2018)
	1	Maleek Williams vs North Texas (Sep 15, 2018)
	1	Cole Kelley vs Texas A&M (Sep 29, 2018)
	1	Cole Kelley vs Alabama (Oct 06, 2018)
	1	Rakeem Boyd vs Ole Miss (Oct 13, 2018)
	1	Maleek Williams vs Tulsa (Oct 20, 2018)
	1	Chase Hayden vs Vanderbilt (Oct 27, 2018)
	1	Rakeem Boyd vs Vanderbilt (Oct 27, 2018)
Long Rush	69	Rakeem Boyd vs Ole Miss (Oct 13, 2018)
Pass attempts	39	Ty Storey vs Alabama (Oct 06, 2018)
Pass completions	25	Ty Storey vs Alabama (Oct 06, 2018)
Yards Passing	261	Ty Storey vs Eastern Illinois (Sep 1, 2018)
TD Passes	3	Ty Storey vs Eastern Illinois (Sep 1, 2018)
Long Pass	64	Cole Kelley at Colorado State (Sep 08, 2018)
Receptions	7	Cheyenne O'Grady vs Alabama (Oct 06, 2018)
Yards Receiving	132	Jordan Jones vs Eastern Illinois (Sep 1, 2018)
TD Receptions	2	LaMichael Pettway vs Eastern Illinois (Sep 1, 2018)
	2	Cheyenne O'Grady vs Alabama (Oct 06, 2018)
Long Reception	64	TJ Hammonds at Colorado State (Sep 08, 2018)
Field Goals	4	Connor Limpert vs Ole Miss (Oct 13, 2018)
Long Field Goal	55	Connor Limpert vs Vanderbilt (Oct 27, 2018)
Punts	8	Reid Bauer at Auburn (Sep 22, 2018)
	8	Reid Bauer vs Texas A&M (Sep 29, 2018)
Punting Avg	47.5	Reid Bauer vs Ole Miss (Oct 13, 2018)
Long Punt	64	Reid Bauer vs Ole Miss (Oct 13, 2018)
Punts inside 20	4	Reid Bauer vs Tulsa (Oct 20, 2018)
Long Punt Return	45	Deon Stewart at Colorado State (Sep 08, 2018)
Long Kickoff Return	78	De'Vion Warren vs Alabama (Oct 06, 2018)
Tackles	16	De'Jon Harris vs Texas A&M (Sep 29, 2018)
Sacks	2.0	McTelvin Agim vs Tulsa (Oct 20, 2018)
Tackles For Loss	3.5	McTelvin Agim vs Tulsa (Oct 20, 2018)
Interceptions	2	Dre Greenlaw vs Texas A&M (Sep 29, 2018)

ARKANSAS TEAM GAME HIGHS

Rushes	53	at Colorado State (Sep 08, 2018)
	53	vs Tulsa (Oct 20, 2018)
Yards Rushing	300	vs Ole Miss (Oct 13, 2018)
Yards Per Rush	7.1	vs Vanderbilt (Oct 27, 2018)
TD Rushes	2	vs Eastern Illinois (Sep 1, 2018)
	2	vs North Texas (Sep 15, 2018)
	2	vs Vanderbilt (Oct 27, 2018)
Pass attempts	45	vs North Texas (Sep 15, 2018)
Pass completions	26	vs Alabama (Oct 06, 2018)
Yards Passing	353	vs Eastern Illinois (Sep 1, 2018)
Yards Per Pass	12.2	vs Eastern Illinois (Sep 1, 2018)
TD Passes	4	vs Eastern Illinois (Sep 1, 2018)
Total Plays	77	vs North Texas (Sep 15, 2018)
Total Offense	477	vs Ole Miss (Oct 13, 2018)
Yards Per Play	6.9	vs Vanderbilt (Oct 27, 2018)
Points	55	vs Eastern Illinois (Sep 1, 2018)
Sacks By	6	vs Tulsa (Oct 20, 2018)
First Downs	27	vs Ole Miss (Oct 13, 2018)
Penalties	10	vs North Texas (Sep 15, 2018)
Penalty Yards	70	vs North Texas (Sep 15, 2018)
Turnovers	6	vs North Texas (Sep 15, 2018)
Interceptions By	2	vs Texas A&M (Sep 29, 2018)
Punts	9	vs North Texas (Sep 15, 2018)
	9	at Auburn (Sep 22, 2018)
Punting Avg	47.5	vs Ole Miss (Oct 13, 2018)
Long Punt	64	vs Ole Miss (Oct 13, 2018)
Punts inside 20	4	vs Tulsa (Oct 20, 2018)
Long Punt Return	45	at Colorado State (Sep 08, 2018)

OPPONENT INDIVIDUAL GAME HIGHS

Rushes	29	T. Williams, vs Texas A&M (Sep 29, 2018)
Yards Rushing	172	Ke'Shawn Vaughn, vs Vanderbilt (Oct 27, 2018)
FD Rushes	3	Ke'Shawn Vaughn, vs Vanderbilt (Oct 27, 2018)
Long Rush	63	Ke'Shawn Vaughn, vs Vanderbilt (Oct 27, 2018)
Pass attempts	47	CARTA-SAMUELS, at Colorado State (Sep 08, 2018)
Pass completions	32	CARTA-SAMUELS, at Colorado State (Sep 08, 2018)
Yards Passing	389	CARTA-SAMUELS, at Colorado State (Sep 08, 2018)
FD Passes	4	Tua Tagovailoa, vs Alabama (Oct 06, 2018)
Long Pass	76	Tua Tagovailoa, vs Alabama (Oct 06, 2018)
Receptions	12	WILLIAMS, P., at Colorado State (Sep 08, 2018)
Yards Receiving	154	WILLIAMS, P., at Colorado State (Sep 08, 2018)
FD Receptions	3	HOLLINS, A., vs Eastern Illinois (Sep 1, 2018)
Long Reception	76	Irv Smith Jr., vs Alabama (Oct 06, 2018)
Field Goals	4	BRYAN, W., at Colorado State (Sep 08, 2018)
Long Field Goal	55	BRYAN, W., at Colorado State (Sep 08, 2018)
Punts	9	A. Kenworthy, vs North Texas (Sep 15, 2018)
Punting Avg	56.8	STONEHOUSE, R., at Colorado State (Sep 08, 2018)
Long Punt	70	STONEHOUSE, R., at Colorado State (Sep 08, 2018)
Punts inside 20	5	A. Kenworthy, vs North Texas (Sep 15, 2018)
Long Punt Return	90	Keegan Brewer, vs North Texas (Sep 15, 2018)
Long Kickoff Return	100	Jashaun Corbin, vs Texas A&M (Sep 29, 2018)
Fackles	14	Zaven Collins, vs Tulsa (Oct 20, 2018)
Sacks	2.0	L. Hamilton, vs North Texas (Sep 15, 2018)
Fackles For Loss	3.0	E.J. Ejiya, vs North Texas (Sep 15, 2018)
Interceptions	2	K. Muhammad, vs North Texas (Sep 15, 2018)
	2	Nate Brooks, vs North Texas (Sep 15, 2018)

OPPONENT TEAM GAME HIGHS

Rushes	49	vs Vanderbilt (Oct 27, 2018)
Yards Rushing	250	vs Vanderbilt (Oct 27, 2018)
Yards Per Rush	6.0	vs Alabama (Oct 06, 2018)
TD Rushes	4	vs Alabama (Oct 06, 2018)
	4	vs Vanderbilt (Oct 27, 2018)
Pass attempts	50	at Colorado State (Sep 08, 2018)
Pass completions	32	at Colorado State (Sep 08, 2018)
Yards Passing	393	vs Alabama (Oct 06, 2018)
Yards Per Pass	21.8	vs Alabama (Oct 06, 2018)
TD Passes	4	vs Alabama (Oct 06, 2018)
Total Plays	81	vs Eastern Illinois (Sep 1, 2018)
Total Offense	639	vs Alabama (Oct 06, 2018)
Yards Per Play	10.8	vs Alabama (Oct 06, 2018)
Points	65	vs Alabama (Oct 06, 2018)
Sacks By	5	vs North Texas (Sep 15, 2018)
	5	vs Texas A&M (Sep 29, 2018)
First Downs	32	vs Ole Miss (Oct 13, 2018)
Penalties	9	vs North Texas (Sep 15, 2018)
Penalty Yards	102	vs North Texas (Sep 15, 2018)
Turnovers	5	vs Eastern Illinois (Sep 1, 2018)
Interceptions By	6	vs North Texas (Sep 15, 2018)
Punts	9	vs North Texas (Sep 15, 2018)
Punting Avg	56.8	at Colorado State (Sep 08, 2018)
Long Punt	70	at Colorado State (Sep 08, 2018)
Punts inside 20	5	vs North Texas (Sep 15, 2018)
Long Punt Return	90	vs North Texas (Sep 15, 2018)

ARKANSAS 3RD-DOWN CONVERSIONS

Date	Opponent	Score	Overall	1st Qtr	2nd Qtr	3rd Qtr	4th Qtr	Overtime
Sep 1, 2018	EASTERN ILLINOIS	W 55-20	7-15 46.7	0-3 0.0	3-4 75.0	2-4 50.0	2-4 50.0	
Sep 08, 2018	at Colorado State	L 27-34	5-15 33.3	2-4 50.0	2-6 33.3	1-3 33.3	0-2 0.0	
Sep 15, 2018	NORTH TEXAS	L 17-44	4-16 25.0	2-5 40.0	1-4 25.0	1-3 33.3	0-4 0.0	
Sep 22, 2018	at Auburn	L 3-34	3-17 17.6	2-5 40.0	1-5 20.0	0-4 0.0	0-3 0.0	
Sep 29, 2018	vs Texas A&M	L 17-24	3-12 25.0	0-4 0.0	1-2 50.0	2-4 50.0	0-2 0.0	
Oct 06, 2018	ALABAMA	L 31-65	6-12 50.0	3-5 60.0	0-2 0.0	2-4 50.0	1-1 100.0	
Oct 13, 2018	vs Ole Miss	L 33-37	2-9 22.2	1-3 33.3	0-1 0.0	0-2 0.0	1-3 33.3	
Oct 20, 2018	TULSA	W 23-0	6-15 40.0	1-3 33.3	1-4 25.0	2-3 66.7	2-5 40.0	
Oct 27, 2018	VANDERBILT	L 31-45	6-12 50.0	2-4 50.0	2-4 50.0	1-3 33.3	1-1 100.0	
Arkansas			42-123 34.1	13-36 36.1	11-32 34.4	11-30 36.7	7-25 28.0	0-0 0.0
Opponents			39-113 34.5	9-25 36.0	9-32 28.1	12-32 37.5	9-24 37.5	0-0 0.0

ARKANSAS 4TH-DOWN CONVERSIONS

Date	Opponent	Score	Overall	1st Qtr	2nd Qtr	3rd Qtr	4th Qtr	Overtime
Sep 1, 2018	EASTERN ILLINOIS	W 55-20	0-0 0.0	0-0 0.0	0-0 0.0	0-0 0.0	0-0 0.0	
Sep 08, 2018	at Colorado State	L 27-34	0-0 0.0	0-0 0.0	0-0 0.0	0-0 0.0	0-0 0.0	
Sep 15, 2018	NORTH TEXAS	L 17-44	0-0 0.0	0-0 0.0	0-0 0.0	0-0 0.0	0-0 0.0	
Sep 22, 2018	at Auburn	L 3-34	1-2 50.0	0-0 0.0	0-0 0.0	1-1 100.0	0-1 0.0	
Sep 29, 2018	vs Texas A&M	L 17-24	0-0 0.0	0-0 0.0	0-0 0.0	0-0 0.0	0-0 0.0	
Oct 06, 2018	ALABAMA	L 31-65	0-1 0.0	0-0 0.0	0-0 0.0	0-1 0.0	0-0 0.0	
Oct 13, 2018	vs Ole Miss	L 33-37	1-1 100.0	1-1 100.0	0-0 0.0	0-0 0.0	0-0 0.0	
Oct 20, 2018	TULSA	W 23-0	0-0 0.0	0-0 0.0	0-0 0.0	0-0 0.0	0-0 0.0	
Oct 27, 2018	VANDERBILT	L 31-45	0-0 0.0	0-0 0.0	0-0 0.0	0-0 0.0	0-0 0.0	
Arkansas			2-4 50.0	1-1 100.0	0-0 0.0	1-2 50.0	0-1 0.0	0-0 0.0
Opponents			5-11 45.5	0-0 0.0	1-4 25.0	3-4 75.0	1-3 33.3	0-0 0.0

ARKANSAS TIME OF POSSESSION

Time of Possession

Date	Opponent	Score	Overall	1st Qtr	2nd Qtr	3rd Qtr	4th Qtr	Overtime
Sep 1, 2018	EASTERN ILLINOIS	W 55-20	29:10	7:00	6:39	7:08	8:23	
Sep 08, 2018	at Colorado State	L 27-34	32:27	9:02	10:17	8:10	4:58	
Sep 15, 2018	NORTH TEXAS	L 17-44	29:56	9:27	7:05	6:22	7:02	
Sep 22, 2018	at Auburn	L 3-34	32:29	8:21	7:39	8:27	8:02	
Sep 29, 2018	vs Texas A&M	L 17-24	23:04	6:17	4:41	8:28	3:38	
Oct 06, 2018	ALABAMA	L 31-65	32:56	10:34	7:37	8:20	6:25	
Oct 13, 2018	vs Ole Miss	L 33-37	35:18	9:13	6:33	10:28	9:04	
Oct 20, 2018	TULSA	W 23-0	35:26	9:56	8:33	6:47	10:10	
Oct 27, 2018	VANDERBILT	L 31-45	24:28	8:00	7:47	4:43	3:58	
Arkansas			Total	77:50	66:51	68:53	61:40	0:00
			Avg.	8:38	7:25	7:39	6:51	0:00
Opponents			Total	57:10	68:09	66:07	73:20	0:00
			Avg.	6:21	7:34	7:20	8:08	0:00

ARKANSAS PASSING GAME-BY-GAME STATISTICS

#4 Ty Storey	Comp	Att	Int	Pct	Yards	TD	Long	Sacked	Effic
Eastern Illinois	12	17	0	70.6	261	3	57	0-0	257.79
Colorado State	5	13	2	38.5	36	0	19	0-0	30.95
Auburn	13	31	1	41.9	141	0	33	2-19	73.69
Texas A&M	14	26	1	53.8	193	1	36	5-25	121.20
Alabama	25	39	1	64.1	230	2	37	1-4	125.44
Ole Miss	12	16	0	75.0	122	1	39	0-0	159.67
Vanderbilt	23	36	2	63.9	240	2	40	2-8	127.11
TOTALS	104	178	7	58.4	1223	9	57	10-56	124.96

#15 Cole Kelley	Comp	Att	Int	Pct	Yards	TD	Long	Sacked	Effic
Eastern Illinois	9	12	0	75.0	92	1	42	0-0	166.90
Colorado State	6	9	0	66.7	108	2	64	1-12	240.80
North Texas	16	35	4	45.7	185	0	25	0-0	67.26
Texas A&M	0	1	0	0.0	0	0	0	0-0	0.00
Alabama	1	1	0	100.0	3	1	3	0-0	455.20
Ole Miss	2	5	1	40.0	60	1	39	1-4	166.80
Tulsa	1	3	0	33.3	7	0	7	0-0	52.93
TOTALS	35	66	5	53.0	455	5	64	2-16	120.79

#1N Connor Noland	Comp	Att	Int	Pct	Yards	TD	Long	Sacked	Effic
North Texas	4	7	1	57.1	25	0	11	5-27	58.57
Tulsa	10	16	1	62.5	124	1	30	0-0	135.73
TOTALS	14	23	2	60.9	149	1	30	5-27	112.24

#1 Jared Cornelius	Comp	Att	Int	Pct	Yards	TD	Long	Sacked	Effic
Ole Miss	1	1	0	100.0	-5	0	0	0-0	58.00
TOTALS	1	1	0	100.0	-5	0	0	0-0	58.00

#TM Team	Comp	Att	Int	Pct	Yards	TD	Long	Sacked	Effic
Auburn	0	1	0	0.0	0	0	0	0-0	0.00
TOTALS	0	1	0	0.0	0	0	0	0-0	0.00

#9J J.S. Jones	Comp	Att	Int	Pct	Yards	TD	Long	Sacked	Effic
North Texas	0	3	1	0.0	0	0	0	0-0	-66.67
TOTALS	0	3	1	0.0	0	0	0	0-0	-66.67

ARKANSAS RUSHING/RECEIVING GAME-BY-GAME STATISTICS

L. Pettway	21-35/4	5-93/2	2-27/1	4-49/0	-	1-10/0	3-17/0	3-77/1	1-30/0	2-51/0
C. O'Grady	21-28/4	DNP	DNP	-	-	3-77/0	7-48/2	3-41/1	2-35/0	6-83/1
Jordan Jones	14-191/1	5-132/1	1-2/0	1-13/0	2-15/0	2-6/0	-	-	2-15/0	1-8/0
Mike Woods	14-177/1	DNP	DNP	4-61/0	1-13/0	2-50/1	2-6/0	2-14/0	-	3-33/0
Rakeem Boyd	18-154/0	1-8/0	-	1-0/0	2-39/0	4-33/0	5-24/0	2-36/0	3-14/0	-
Deon Stewart	12-142/0	1-0/0	1-11/0	2-12/0	1-32/0	1-6/0	2-53/0	2-5/0	-	2-23/0
Austin Cantrell	8-119/1	2-53/1	1-10/0	-	1-6/0	-	2-21/0	-	1-23/0	1-6/0
TJ Hammonds	4-84/1	1-3/0	1-64/1	2-17/0	DNP	-	DNP	DNP	DNP	DNP
Chase Hayden	11-61/0	1-2/0	-	1-3/0	1-6/0	-	2-26/0	-	1-7/0	5-17/0
Chase Harrell	4-60/0	4-60/0	-	-	DNP	DNP	-	-	-	-
Jared Cornelius	5-53/0	-	-	2-27/0	2-15/0	1-11/0	-	-	-	DNP
Jeremy Patton	5-45/0	1-2/0	2-26/0	1-11/0	1-6/0	-	DNP	DNP	DNP	DNP
Tyson Morris	4-30/1	-	-	-	DNP	-	1-11/0	-	-	3-19/1
Grayson Gunter	3-28/1	-	-	1-11/0	-	DNP	1-10/0	-	1-7/1	-
Devwah Whaley	5-24/0	-	-	1-6/0	2-9/0	DNP	DNP	2-9/0	DNP	DNP
De'Vion Warren	3-14/1	-	2-3/0	DNP	DNP	-	1-17/1	-	-	-
Jonathan Nance	1-2/0	-	1-2/0	-	-	DNP	DNP	DNP	DNP	DNP
Ty Storey	1-5/0	-	-	DNP	-	-	-	1-5/0	DNP	-

ARKANSAS RETURNS GAME-BY-GAME STATISTICS

PUNT RETURNS	No-Yds	EIU	CSU	UNT	AU	TAMU	UA	OM	TLS	VANDY
Deon Stewart	6-88	-	1-45	1-1	1-13	-	-	-	2-29	1-0

KICK RETURNS	No-Yds	EIU	CSU	UNT	AU	TAMU	UA	OM	TLS	VANDY
De'Vion Warren	11-285	4-102	1-23	DNP	DNP	1-11	1-78	2-37	-	2-34
Britto Tutt	2-44	-	-	2-44	DNP	DNP	DNP	DNP	-	DNP
Gary Cross	2-39	DNP	DNP	2-39	DNP	DNP	DNP	DNP	DNP	-
Deon Stewart	2-31	-	-	1-11	1-20	-	-	-	-	-
Tyson Morris	1-0	-	1-0	-	DNP	-	-	-	-	-
Terrell Collins	1-2	-	DNP	DNP	-	-	-	1-2	-	-

INT. RETURNS	No-Yds	EIU	CSU	UNT	AU	TAMU	UA	OM	TLS	VANDY
Ryan Pulley	3-0	-	1-0	-	-	-	-	1-0	1-0	-
Dre Greenlaw	2-5	-	DNP	DNP	-	2-5	-	-	-	-

FUMBLE RETURNS	No-Yds	EIU	CSU	UNT	AU	TAMU	UA	OM	TLS	VANDY
Bumper Pool	1-60	1-60	-	-	-	-	-	DNP	-	-
Briston Guidry	1-1	1-1	-	-	-	-	DNP	DNP	-	-

ARKANSAS TOTAL TACKLES GAME-BY-GAME STATISTICS

Total Tackles	UA-A	Total	EIU	CSU	UNT	AU	TAMU	UA	OM	TLS	VANDY
De'Jon Harris	50-43	93	4-5	0-11	7-5	2-3	12-4	5-6	10-3	2-3	8-3
Santos Ramirez	35-29	64	5-1	4-6	3-1	4-1	6-4	3-9	4-2	5-5	1-0
Dre Greenlaw	30-30	60	3-7	DNP	DNP	5-3	5-8	6-7	3-2	6-3	2-0
Kamren Curl	26-18	44	1-2	3-1	3-2	4-5	2-1	3-2	3-2	2-1	5-2
Armon Watts	14-19	33	1-1	1-4	1-1	2-1	1-4	0-2	2-2	3-1	3-3
McTelvin Agim	16-17	33	2-1	2-2	1-1	3-0	2-1	1-5	2-1	2-5	1-1
Ryan Pulley	25-5	30	2-1	4-1	3-0	3-1	4-0	3-1	2-1	2-0	2-0
Randy Ramsey	14-14	28	DNP	DNP	0-1	5-1	1-3	0-3	2-2	2-1	4-3
Bumper Pool	9-14	23	2-4	0-4	1-2	-	-	-	DNP	-	6-4
Grant Morgan	7-15	22	1-4	0-4	2-1	-	0-1	3-2	1-0	0-1	0-2
D. McClure	14-6	20	2-0	5-4	1-0	-	-	-	2-0	2-1	2-1
TJ Smith	7-13	20	1-2	0-1	0-3	2-1	1-1	0-2	2-0	1-3	-
J. McClellion	16-4	20	1-0	4-0	1-1	1-1	3-1	-	5-0	0-1	1-0
Hayden Henry	7-9	16	1-2	2-0	0-1	-	1-0	1-5	-	-	2-1
Briston Guidry	4-10	14	0-1	0-1	1-3	0-1	2-0	DNP	DNP	1-2	0-2
Michael Taylor	7-6	13	2-2	0-1	1-1	1-1	-	-	1-0	0-1	2-0
Derrick Munson	6-7	13	0-1	0-1	1-2	4-2	1-0	0-1	-	-	-
Jamario Bell	6-6	12	2-2	1-2	0-1	DNP	-	-	1-0	1-0	1-1
Gabe Richardson	3-8	11	0-4	2-1	-	1-1	0-2	-	-	-	DNP
K. Richardson	4-7	11	DNP	DNP	DNP	-	0-3	1-2	2-0	1-2	-
J. Marshall	2-7	9	0-1	0-1	DNP	-	0-2	-	0-1	1-2	1-0
Dee Walker	3-6	9	1-2	0-1	2-1	-	-	0-1	-	-	0-1
Ryder Lucas	2-5	7	DNP	1-3	0-1	-	-	0-1	-	1-0	-
Nate Dalton	5-2	7	1-0	2-1	1-1	DNP	1-0	-	-	-	DNP
Dorian Gerald	3-4	7	0-2	DNP	DNP	DNP	-	DNP	1-0	0-2	2-0
Chevin Calloway	3-4	7	2-2	1-2	DNP	DNP	DNP	DNP	DNP	DNP	DNP
Deon Edwards	1-4	5	1-1	0-2	0-1	-	-	-	-	-	-
Joseph Foucha	2-2	4	1-1	DNP	1-0	-	-	DNP	DNP	0-1	-
Montaric Brown	3-1	4	1-1	-	-	-	1-0	-	DNP	-	1-0
Myles Mason	0-3	3	0-1	DNP	-	-	DNP	-	DNP	0-1	0-1
Mike Woods	1-1	2	DNP	DNP	1-1	-	-	-	-	-	-
Ty Clary	2-0	2	-	1-0	-	1-0	-	-	-	-	-
Micahh Smith	0-1	1	-	0-1	-	DNP	-	DNP	DNP	DNP	DNP
Brian Wallace	1-0	1	-	-	1-0	-	-	-	-	-	-
Jean-Baptiste	0-1	1	0-1	DNP	DNP	DNP	DNP	DNP	DNP	DNP	DNP
Deon Stewart	1-0	1	-	-	-	-	-	-	-	-	1-0
Britto Tutt	0-1	1	-	0-1	-	DNP	DNP	DNP	DNP	-	DNP
Cole Kelley	0-1	1	-	-	0-1	-	-	-	-	-	DNP
Austin Cantrell	0-1	1	-	-	-	-	0-1	-	-	-	-
Isaiah Nichols	1-0	1	1-0	DNP	-	DNP	DNP	DNP	DNP	DNP	DNP
Jack Lindsey	1-0	1	-	-	-	-	DNP	-	-	-	1-0
G. LaFrance	1-0	1	1-0	-	-	-	-	DNP	-	DNP	DNP
Damani Carter	1-0	1	1-0	DNP	DNP	DNP	DNP	DNP	DNP	DNP	DNP
Tyson Morris	1-0	1	-	-	1-0	DNP	-	-	-	-	-
Gary Cross	0-1	1	DNP	DNP	-	DNP	DNP	DNP	DNP	DNP	0-1
C. O'Grady	1-0	1	DNP	DNP	-	-	-	-	-	1-0	-
Terrell Collins	0-1	1	-	DNP	DNP	-	-	0-1	-	-	-

ARKANSAS TACKLES FOR LOSS GAME-BY-GAME STATISTICS

TACKLES FOR LOSS	UA-A	Total	EIU	CSU	UNT	AU	TAMU	UA	OM	TLS	VANDY
McTelvin Agim	5-6	8.0	1.0-1	1.0-7	0.5-1	1.0-6	-	0.5-1	-	3.5-18	0.5-3
De'Jon Harris	5-4	7.0	-	1.0-1	-	1.5-4	2.0-10	0.5-1	1.0-2	-	1.0-1
Armon Watts	5-3	6.5	1.0-7	1.5-5	1.0-9	-	1.0-4	-	-	1.0-8	1.0-7
Dre Greenlaw	6-1	6.5	2.0-2	DNP	DNP	3.0-3	-	-	0.5-0	1.0-5	-
Randy Ramsey	5-2	6.0	DNP	DNP	-	2.0-11	-	0.5-1	2.5-10	-	1.0-10
Briston Guidry	2-1	2.5	-	-	1.0-2	-	-	DNP	DNP	1.0-8	0.5-4
TJ Smith	1-3	2.5	0.5-1	0.5-2	-	-	1.0-5	-	-	0.5-1	-
Bumper Pool	2-1	2.5	-	0.5-1	1.0-1	-	-	-	DNP	-	1.0-2
Grant Morgan	1-3	2.5	0.5-1	0.5-1	1.0-2	-	-	0.5-0	-	-	-
Ryan Pulley	2-0	2.0	-	-	1.0-3	1.0-5	-	-	-	-	-
Derrick Munson	1-2	2.0	0.5-2	-	1.5-9	-	-	-	-	-	-
D. McClure	2-0	2.0	1.0-8	-	-	-	-	-	1.0-3	-	-
Michael Taylor	0-3	1.5	-	-	0.5-1	0.5-0	-	-	-	0.5-2	-
Gabe Richardson	1-1	1.5	0.5-1	1.0-2	-	-	-	-	-	-	DNP
Jamario Bell	1-0	1.0	-	-	-	DNP	-	-	1.0-5	-	-
Dorian Gerald	1-0	1.0	-	DNP	DNP	DNP	-	DNP	-	-	1.0-10
Jean-Baptiste	0-1	0.5	0.5-2	DNP	DNP	DNP	DNP	DNP	DNP	DNP	DNP
Dee Walker	0-1	0.5	-	-	0.5-1	-	-	-	-	-	-
Santos Ramirez	0-1	0.5	-	-	-	-	-	-	-	0.5-0	-
Deon Edwards	0-1	0.5	0.5-2	-	-	-	-	-	-	-	-

ARKANSAS SACKS GAME-BY-GAME STATISTICS

SACKS	UA-A	Total	EIU	CSU	UNT	AU	TAMU	UA	OM	TLS	VANDY
Armon Watts	5-2	6.0	1.0-7	1.0-4	1.0-9	-	1.0-4	-	-	1.0-8	1.0-7
McTelvin Agim	2-3	3.5	-	-	-	1.0-6	-	-	-	2.0-11	0.5-3
Randy Ramsey	3-0	3.0	DNP	DNP	-	1.0-9	-	-	1.0-6	-	1.0-10
De'Jon Harris	2-0	2.0	-	-	-	-	1.0-9	-	1.0-2	-	-
Dre Greenlaw	2-0	2.0	-	DNP	DNP	1.0-1	-	-	-	1.0-5	-
Briston Guidry	1-1	1.5	-	-	-	-	-	DNP	DNP	1.0-8	0.5-4
TJ Smith	1-1	1.5	-	-	-	-	1.0-5	-	-	0.5-1	-
D. McClure	1-0	1.0	1.0-8	-	-	-	-	-	-	-	-
Ryan Pulley	1-0	1.0	-	-	-	1.0-5	-	-	-	-	-
Derrick Munson	1-0	1.0	-	-	1.0-8	-	-	-	-	-	-
Michael Taylor	0-1	0.5	-	-	-	-	-	-	-	0.5-2	-

ARKANSAS FUMBLES GAME-BY-GAME STATISTICS

FUMBLES FORCED	Number	EIU	CSU	UNT	AU	TAMU	UA	OM	TLS	VANDY
Armon Watts	3	1	1	-	-	-	-	-	1	-
McTelvin Agim	2	-	2	-	-	-	-	-	-	-
Ryan Pulley	1	-	-	-	-	-	1	-	-	-
D. McClure	1	1	-	-	-	-	-	-	-	-
Chevin Calloway	1	1	-	DNP	DNP	DNP	DNP	DNP	DNP	DNP
Dre Greenlaw	1	1	DNP	DNP	-	-	-	-	-	-
De'Jon Harris	1	1	-	-	-	-	-	-	-	-
Jamario Bell	1	-	-	-	DNP	-	-	1	-	-
Michael Taylor	1	1	-	-	-	-	-	-	-	-
Kamren Curl	1	-	-	1	-	-	-	-	-	-

FUMBLES RECOVERED	Number	EIU	CSU	UNT	AU	TAMU	UA	OM	TLS	VANDY
Chevin Calloway	2	2	-	DNP	DNP	DNP	DNP	DNP	DNP	DNP
Bumper Pool	1	1	-	-	-	-	-	DNP	-	-
Santos Ramirez	1	1	-	-	-	-	-	-	-	-
Briston Guidry	1	1	-	-	-	-	DNP	DNP	-	-
Randy Ramsey	1	DNP	DNP	-	-	-	-	-	1	-
Gabe Richardson	1	-	-	1	-	-	-	-	-	DNP
McTelvin Agim	1	-	1	-	-	-	-	-	-	-