

#LSU

@LSUsoftball

@BethTorina

/LSUsoftball

@LSUsoftball

LSU

2018 SOFTBALL

#ONBOARD

SEC CHAMPIONS

1999 • 2000 • 2001 • 2002 • 2004

SEC TOURNAMENT CHAMPIONS

1999 • 2001 • 2002 • 2004 • 2007

WCWS APPEARANCES

2001 • 2004 • 2012

2015 • 2016 • 2017

2018 SCHEDULE/RESULTS

Date	Opponent	TV/Stream	Time (CT)	Result
FEBRUARY (14-2)				
8	Illinois-Chicago	SECN+		W, 3-0
9	UT Arlington!	SECN+		W, 9-2
9	Southern Miss!	SECN+		W, 4-0
10	Syracuse!	SECN+		Rain Out
11	UMass!	SECN+		W, 7-0
13	ULM	SECN+		W, 10-0 (5)
16	Central Arkansas@			W, 3-0
16	Louisiana Tech@			W, 2-1 (9)
17	Southern Utah@			W, 13-1 (5)
17	Oregon State@			W, 3-2
18	Oregon State@			W, 1-0
22	vs. San Jose State#			W, 4-0
22	at Pacific#			W, 9-0 (5)
23	vs. Nevada#			W, 5-2
24	vs. Fresno State\$			W, 10-2 (5)
24	vs. No. 3/4 UCLA\$			L, 9-1 (5)
25	vs. No. 5/2 Oregon\$			L, 4-0
MARCH (15-4)				
2	Illinois State%	SECN+		W, 1-0 (10)
2	No. 23/RV McNeese St.%	SECN+		W, 2-0
3	Purdue%	SECN+		W, 6-2
3	Florida Atlantic%	SECN+		W, 6-1
4	Florida Atlantic%	SECN+		W, 5-1
9	No. 10/10 Auburn*	SECN+		W, 3-2 (14)
10	No. 10/10 Auburn*	SECN		W, 3-2
11	No. 10/10 Auburn*	ESPN2		W, 1-0
13	Western Kentucky*	SECN+		W, 7-3
17	at No. 24/23 Kentucky*	SECN		L, 4-1
18	at No. 24/23 Kentucky*	ESPN2		L, 2-0
19	at No. 24/23 Kentucky*	SECN		Rain Out
22	BYU^	SECN+		W, 2-1 (12)
23	BYU^	SECN+		W, 8-0 (5)
24	No. 13 Baylor^	SECN+		W, 5-3 (8)
24	North Dakota State^	SECN+		L, 1-0 (9)
27	Southern Miss	SECN+		W, 4-1
30	at Missouri*	SECN+		W, 2-1 (10)
30	at Missouri*	SECN+		W, 9-2
31	at Missouri*	SECN+		L, 5-4
APRIL (8-7)				
3	at McNeese State	CST		W, 9-1 (5)
6	Ole Miss*	SECN+		W, 2-1 (19)
7	Ole Miss*	SECN+		W, 1-0
8	Ole Miss*	SECN+		L, 3-1
13	at No. 10 Tennessee*	ESPN2		L, 4-2
14	at No. 10 Tennessee*	ESPN2		L, 3-2
15	at No. 10 Tennessee*	SECN+		L, 6-4 (8)
17	Northwestern St.	SECN+		W, 8-0 (5)
20	No. 9 Texas A&M*	SECN+		W, 2-0
21	No. 9 Texas A&M*	SECN+		W, 3-2
22	No. 9 Texas A&M*	SECN		L, 6-0
24	South Alabama	SECN+		W, 4-0
27	at No. 5 Florida*	SECN		L, 7-0
28	at No. 5 Florida*	ESPN2		W, 3-0
29	at No. 5 Florida*	ESPN2		L, 5-3
MAY (4-1)				
4	No. 16 Arkansas*	SECN		W, 2-1
5	No. 16 Arkansas*	SECN+		W, 10-2 (5)
6	No. 16 Arkansas*	ESPN2		W, 5-0
9	vs. Ole Miss&	SECN		W, 4-1
10	vs. Tennessee&	SECN		L, 1-0
18	vs. Fordham+	ESPN3	5:30 p.m.	
19	ULL/Houston	ESPN3		TBD

All times are central and subject to change. Home games are bolded and played at Tiger Park. ! - Tiger Classic [Baton Rouge, La.]; @ - Purple & Gold Challenge [Baton Rouge, La.]; # - Libby Matson [Stockton, Calif.]; \$ - Mary Nutter Collegiate Classic [Palm Springs, Calif.]; % - LSU Invitational [Baton Rouge, La.]; ^ - LSU Round Robin [Baton Rouge, La.] * - SEC Contest; SECN - SEC Network; SECN+ - SEC Network+; CST - Cox Sports, & - SEC Tournament, +- NCAA Regionals

NO. 12/11 LSU (41-14, 13-10 SEC) IN BATON ROUGE REGIONAL

BREAKDOWN

LSU

2018 Record 41-14, 13-10 SEC
Head Coach Beth Torina
LSU Record/Years 313-133 (7th Season)
Overall Record/Years 442-244 (11th Season)

Fordham



2018 Record 33-21, 18-4 A10
Head Coach Bridget Orchard
FU Record/Years 624-376-1 (17th Year)
 LSU leads all-time series 2-0

UL-Lafayette



2018 Record 38-14, 21-6 Sun Belt
Head Coach Gerry Glasco
ULL Record/Years 38-14 (1st Season)
 LSU leads all-time series 14-9

Houston



2018 Record 36-20, 13-8 AAC
Head Coach Kristin Vesely
UH Record/Years 66-45 (2nd Season)
 LSU leads all-time series 6-3

ON DECK

LSU opens Baton Rouge Regional with Fordham

The No. 11 overall seed in the NCAA Tournament LSU will open up the Baton Rouge Regional on Friday against Fordham at 5:30 p.m. The Tigers and the Rams met back on April 15, 2014, but the game was not completed as weather became a factor. The Tigers only got a few innings in and the score was tied 3-3 when the game was called. The last time the Tigers faced the Rams in a game that counted was on Feb. 26, 2011. The Tigers came out on top in that game, 6-2. The first time the Tigers faced the Rams was on March 14, 2008 and the Tigers won 8-3. This will be the Tigers' 20th appearance in the NCAA Tournament, and the Tigers own a 70-43 record in postseason.

FAST FACTS

- With the 41-14 record in 2018, All-American pitchers Allie Walljasper and Carley Hoover now have combined for a total of 132 wins in their career here at LSU.
- Head coach Beth Torina is in her seventh season at the helm of LSU softball and has coached the Tigers to four Women's College World Series appearances, including three-straight in the last three years, one of two teams (UCLA) in the nation to accomplish that feat.
- With the win in game one against Missouri on March 30, Coach Torina reached the 300-win milestone as the head coach of the Tigers.
- LSU returns 13 letterwinners who have competed in the Women's College World Series the last three years.
- The Tigers celebrate the 25th season of softball at LSU in 2018. The first season of competition began in 1979 and competed for three seasons before taking a 15-year hiatus. The program was brought back to compete for the 1997 season.
- Aliyah Andrews has a total of 38 stolen bases on the year, which is 13th in the nation and second in the league. The single-season stolen base record is 45 set by two former Tigers in Dee Douglas (1999) and most recently by Kirsten Shortridge (2010).
- Carley Hoover has the most postseason wins in school history with 15. She owns a .710 career winning percentage in the circle is ranked 10th among current Division I players. She has a career record of 71-29. She also ranks 12th in strikeouts with 742 in her career. Her 21 career shutouts, ranks 12th in the nation.
- The Tigers have 12 walk-offs on the year with the most recent two coming against Arkansas in the last regular season series in game one and two. Amanda Doyle has five of those walk-offs, two of those being home runs.
- In the nation, the Tigers rank eighth in earned run average at 1.42, which is also third among the SEC. They also rank 19th in strikeout-to-walk ratio at 3.49.
- Allie Walljasper is eighth among current DI players with a 1.53 career ERA. She also ranks 12th with 21 career shutouts. Her 1.00 ERA on the season is seventh among the nation.
- LSU is 33-3 when scoring first and 39-3 when giving up two runs or less. LSU finished the regular season 32-3 at Tiger Park.
- Emily Griggs has played in a total of 257 games in her career which is the most games played for active DI players. She is fourth among current active DI players in at-bats with 758.
- The Tigers have played well in their home field of Tiger Park. The pitching staff has a 0.71 earned run average in Baton Rouge. The Tigers have hit 21 home runs and scored 146 runs. Carley Hoover is 12-0 with seven shutouts in the circle in Tiger Park, while Allie Walljasper is 14-1 with five shutouts.
- Aliyah Andrews is hitting .395 in Tiger Park this year with Amanda Doyle hitting .373 to go along with 31 RBI.
- Michaela Schlattman is hitting .474 in the last nine games with four home runs and 11 RBI. She has a 1.105 slugging percentage and a .474 on-base percentage. She has only struck out four times in the last nine games.
- The Tigers have won the last three regionals. The last time the Tigers fell in an NCAA regional was in 2014 when the Tigers lost in the regional championship to Arizona.



2018 Quick Facts

SOFTBALL STAFF

Head Coach	Beth Torina
Alma Mater, Year	Florida, 2000
Record at LSU (Seasons)	313-133 (7)
Career Record (Seasons)	442-244 (11)
Assistant Coach	Howard Dobson
Alma Mater, Year	McNeese State, 1997
Year at LSU	7th Season
Assistant Coach	Lindsay Leftwich
Alma Mater, Year	Northwestern State, 2005
Year at LSU	7th Season
Volunteer Coach	Sahvanna Jaquish
Alma Mater, Year	LSU, 2017
Year at LSU	1st Season
Director of Operations	Quinlan Duhon
Alma Mater, Year	LSU, 2008
Year at LSU	9th Season

TEAM INFORMATION

2017 Overall Record	48-22
2017 SEC Record (Finish)	12-12 (7th)
2017 SEC Tournament Finish	Finals
2017 Postseason	Women's College World Series
2017 Final Ranking (NFCA/USA Softball)	6/6
Letterwinners Returning/Lost	13/8
Starters Returning/Lost	6/3
Pitchers Returning/Lost	3/1
Newcomers	7

PROGRAM HISTORY

All-Time Record	1101-383-1 (.734)
All-Time SEC Record	411-183-1 (.688)
SEC Western Division Titles	9
Seasons	1997-2002, 2004, 2007, 2013
SEC Regular Season Titles	5
Seasons	1999, 2000, 2001, 2002, 2004
All-Time SEC Tournament Record	44-22 (.672)
SEC Tournament Titles	5
Seasons	1999, 2001, 2002, 2004, 2007
NCAA Tournament Record	70-43 (.619)
NCAA Tournament Appearances	20
Seasons	1998-2004, 2006-2017
Women's College World Series Appearances	6
Seasons	2001, 2004, 2012, 2015, 2016, 2017

UNIVERSITY

Location	Baton Rouge, La.
Founded	1860
Enrollment	31,527
Nickname	Tigers or Fighting Tigers
Colors	Purple (PMS 268) & Gold (PMS 123)
Mascot	Mike (Bengal tiger)
Conference	Southeastern
President & Chancellor	Dr. F. King Alexander
NCAA Faculty Representative	Dr. Bill Demastes

ATHLETICS DEPARTMENT

Director of Athletics/Vice Chancellor	Joe Alleva
Deputy Director of Athletics	Verge Ausberry
Sr. Assoc. AD/Student Services & SWA	Miriam Segar
Sr. Assoc. AD/Business	Mark Ewing
Sr. Assoc. AD/External Affairs	Robert Munson
Sr. Assoc. AD/Compliance & Planning	Bo Bahnsen
Sr. Assoc. AD/Facility Management	Ronnie Haliburton

COMMUNICATIONS

Associate AD/Communications	Michael Bonnette
Sr. Assoc. Comm. Director	Bill Franques
Sr. Assoc. Comm. Director	Kent Lowe
Associate Comm. Director	Judy Willson
Assistant Comm. Director	Brandon Berrio
Assistant Comm. Director	Chelsey Chamberlain
Chamberlain's Email Address	cchamberlain@lsu.edu
Chamberlain's Office Phone	(225) 578-8204
Chamberlain's Cell Phone	(225) 317-5450
Administrative Specialist	Pam LeBlanc

SPORTS INFORMATION

LSU Assistant Communications Director Chelsey Chamberlain handles the media relations duties for the Tiger softball team. Chamberlain can be reached on her cell at (225) 317-5450 or at her office (225) 578-8204 or by e-mail at cchamberlain@lsu.edu.

PRACTICE TIMES/INTERVIEWS

LSU practices at Tiger Park and generally begins around 2 p.m. On Tuesday afternoon's head coach Beth Torina and players are available for interviews beginning at 1:30 p.m. prior to the team practice session.

Members of the media who wish to cover practice should contact SID Chelsey Chamberlain for changes to practice times.

Office and phone interviews may be arranged on special occasions. All interview requests must be made at least 24 hours in advance with Chamberlain.

WWW.LSUSPORTS.NET

Information about the Tiger softball team, including player bios, game recaps and notes packets are available online at the Official Website of LSU Athletics, www.LSUsports.net.

LSU softball games that are broadcast on the radio also can be heard on LSUsports.net. Live statistics for all games will be carried on LSUsports.net.

TIGERS ON THE RADIO

LSU softball is in its 22nd season of radio coverage, as the LSU Sports Network will broadcast 30 regular season games which includes all of the team's 24 SEC contests in addition to all postseason games.

The games will be broadcast in the Baton Rouge area on Talk 107.3 FM. In addition, the games can be heard live on the internet at LSUsports.net. Patrick Wright calls the play-by-play action.

2018 Roster

NUMERICAL

No.	Name	Pos.	B-T	H-T	Cl.-Exp.	Hometown (Previous School)
00	Akiya Thymes	OF	L/R	5-1	So.-1L	Brusly, La. (Brusly HS)
1	Michaela Schlattman	INF/UTL	R/R	5-7	Jr.-TR	Plainfield, Ill. (Plainfield HS/Miami (Ohio))
4	Aliyah Andrews	OF	L/R	5-7	So.-1L	Oldsmar, Fla. (East Lake HS)
5	Kara Goff	UTL	L/R	5-6	Fr.-HS	Ruston, La. (Northridge HS)
6	Maribeth Gorsuch	P	R/R	5-10	So.-1L	Lewisville, Texas (Lewisville HS)
7	Becca Schulte	INF	R/R	6-0	Jr.-TR	Andover, Kansas (Andover HS/Butler CC)
8	Emily Griggs	OF	L/R	5-1	Sr.-3L	Wichita, Kan. (Maize HS)
9	Elyse Thornhill	UTL	L/R	5-9	Jr.-2L	Baton Rouge, La. (St. Joseph's Academy)
10	Sydney Bourg	UTL	L/R	5-6	Sr.-2L	Slidell, La. (Pope John Paul II Catholic HS)
12	River Glenn	OF	R/R	5-6	Fr.-HS	Seekonk, Mass. (La Salle Academy)
13	Sydney Loupe	C	R/R	5-2	Sr.-3L	Slidell, La. (Pope John Paul II Catholic HS)
15	Sydney Springfield	INF	R/R	5-11	So.-1L	Flower Mound, Texas (Flower Mound HS)
16	Taryn Antoine	OF	L/R	5-3	Fr.-HS	Alexandria, La. (Alexandria HS)
17	Amber Serrett	INF	R/R	5-6	Jr.-2L	Spring, Texas (Oak Ridge HS)
21	Carley Hoover	P	R/R	6-2	Sr.-3L	Clemson, S.C. (D. W. Daniel HS/Stanford)
22	Amanda Doyle	INF	R/R	5-8	So.-1L	Santa Clarita, Calif. (Canyon HS)
23	Shemiah Sanchez	INF	R/R	5-2	Jr.-2L	Newnan, Ga. (East Coweta HS)
24	Claire Weinberger	OF	L/R	5-5	So.-1L	Prairieville, La. (East Ascension HS)
25	Allie Walljasper	P	R/R	6-2	Sr.-3L	Manteca, Calif. (Sierra HS)
27	Shelbi Sunseri	P/UTL	R/R	5-10	Fr.-HS	Santa Fe, Texas (Santa Fe HS)
44	CC Caccamise	C/INF	R/R	5-7	Fr.-HS	San Diego, Calif. (Patrick Henry HS)

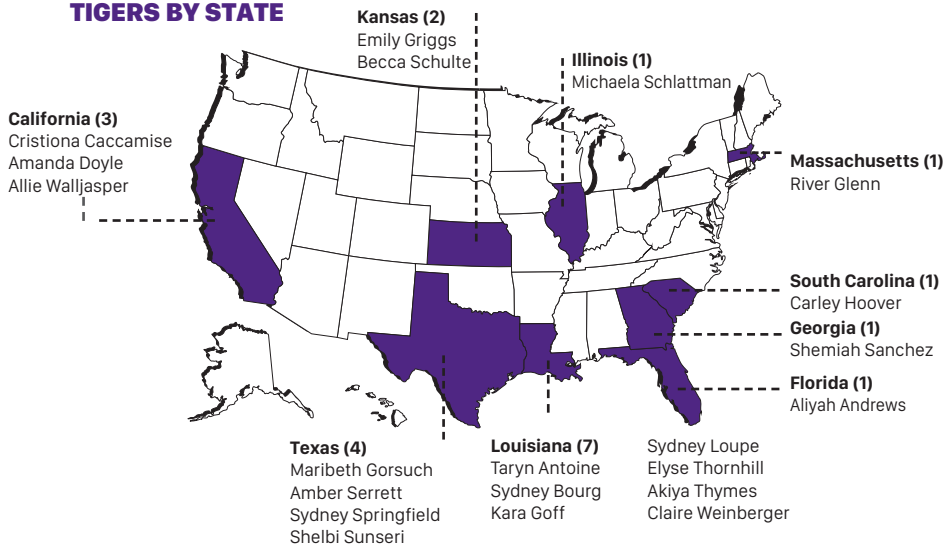
ALPHABETICAL

No.	Name	Pos.	Ht.	B-T	Cl./Exp.	Hometown/Previous School
4	Aliyah Andrews	OF	L/R	5-7	So.-1L	Oldsmar, Fla. (East Lake HS)
16	Taryn Antoine	OF	L/R	5-3	Fr.-HS	Alexandria, La. (Alexandria HS)
10	Sydney Bourg	UTL	L/R	5-6	Sr.-2L	Slidell, La. (Pope John Paul II Catholic HS)
44	CC Caccamise	C/INF	R/R	5-7	Fr.-HS	San Diego, Calif. (Patrick Henry HS)
22	Amanda Doyle	INF	R/R	5-8	So.-1L	Santa Clarita, Calif. (Canyon HS)
12	River Glenn	OF	R/R	5-6	Fr.-HS	Seekonk, Mass. (La Salle Academy)
5	Kara Goff	UTL	L/R	5-6	Fr.-HS	Ruston, La. (Northridge HS)
6	Maribeth Gorsuch	P	R/R	5-10	So.-1L	Lewisville, Texas (Lewisville HS)
8	Emily Griggs	OF	L/R	5-1	Sr.-3L	Wichita, Kan. (Maize HS)
21	Carley Hoover	P	R/R	6-2	Sr.-3L	Clemson, S.C. (D. W. Daniel HS/Stanford)
13	Sydney Loupe	C	R/R	5-2	Sr.-3L	Slidell, La. (Pope John Paul II Catholic HS)
23	Shemiah Sanchez	INF	R/R	5-2	Jr.-2L	Newnan, Ga. (East Coweta HS)
1	Michaela Schlattman	INF/UTL	R/R	5-7	Jr.-TR	Plainfield, Ill. (Plainfield HS/Miami (Ohio))
7	Becca Schulte	INF	R/R	6-0	Jr.-TR	Andover, Kansas (Andover HS/Butler CC)
17	Amber Serrett	INF	R/R	5-6	Jr.-2L	Spring, Texas (Oak Ridge HS)
15	Sydney Springfield	INF	R/R	5-11	So.-1L	Flower Mound, Texas (Flower Mound HS)
27	Shelbi Sunseri	P/UTL	R/R	5-10	So.-1L	Santa Fe, Texas (Santa Fe HS)
9	Elyse Thornhill	UTL	L/R	5-9	Jr.-2L	Baton Rouge, La. (St. Joseph's Academy)
00	Akiya Thymes	OF	L/R	5-1	So.-1L	Brusly, La. (Brusly HS)
25	Allie Walljasper	P	R/R	6-2	Sr.-3L	Manteca, Calif. (Sierra HS)
24	Claire Weinberger	OF	L/R	5-5	So.-1L	Prairieville, La. (East Ascension HS)

COACHING STAFF

Head Coach	Beth Torina (Florida, 2000)	Volunteer Coach	Sahvanna Jaquish (LSU, 2017)
Assistant Coach	Howard Dobson (McNeese State, 1997)	Director of Operations	Quinlan Duhon (LSU, 2008)
Assistant Coach	Lindsay Leftwich (Northwestern State, 2005)	Athletic Trainer	Pamela Workman (LSU, 2004)

TIGERS BY STATE



PRONUNCIATION GUIDE

Players

ALIYAH Andrews	A-LEE-Uh
Taryn ANTOINE	an-TWON
Sydney BOURG	Berg
CC Caccamise	Cee-Cee Cah-cuh-mee-see
Sydney LOUPE	Loop
Becca SCHULTE	SHULL-tee
ELYSE Thornhill	E-Lease
AKIYA THYMES	A-Kai-uh Times

Coaching Staff

Beth TORINA	tohr-REE-na
-------------	-------------



Career Record: 442-244
Record at LSU: 313-133
Record at FIU: 129-111

Year **Record**
 2016 52-18
 2017 48-22
 2018 41-14

Head Coach – LSU

Year	Record
2012	40-25
2013	42-16
2014	38-24
2015	52-14

Head Coach – FIU

Year	Record
2011	31-27
2010	38-21
2009	31-29
2008	29-34

YEARS

SCHOOL

2012-Present	LSU Head Coach	Six NCAA Regionals, 2012, 2015, 2016, 2017 Women's College World Series
2008-11	Florida International University Head Coach	2010 NCAA Regionals
2003-07	University of Houston Assistant Coach	Two NCAA Regionals, 2007 Conference USA Champions
2000-02	Stetson University Assistant Coach	2001 Atlantic Sun Regular Season Champions
1997-2000	University of Florida pitcher	1998 SEC Championship Team

NOTES

TORINA VS. OPPONENTS

Opponent	LSU	FIU	Totals	Opponent	LSU	FIU	Totals	Opponent	LSU	FIU	Totals
Alabama	9-8	0-2	9-10	Jackson State	1-0	0-0	1-0	Providence	0-0	3-0	3-0
Alcorn State	1-0	0-0	1-0	James Madison	2-1	0-0	2-1	Quinnipiac	0-0	2-1	2-1
Arizona	4-3	0-0	4-3	Kansas	1-0	0-0	1-0	Radford	0-0	1-0	1-0
Arizona State	3-2	0-1	3-3	Kentucky	5-11	0-1	5-12	Robert Morris	0-0	1-0	1-0
Arkansas	14-1	1-1	15-2	Lamar	1-0	0-0	1-0	Rutgers	0-0	0-1	0-1
Auburn	9-8	0-1	9-9	Longwood	2-0	0-0	2-0	Samford	2-0	0-0	2-0
Ball State	1-0	0-1	1-1	Long Beach State	2-0	1-0	3-0	San Diego State	1-0	0-0	1-0
Baylor	1-0	0-2	1-2	Long Island	1-0	3-0	4-0	San Jose State	1-0	0-1	1-1
Bethune-Cookman	2-0	3-0	5-0	Louisiana-Lafayette	2-3	4-11	6-14	Stephen F. Austin	2-0	0-0	2-0
Bradley	0-0	0-1	0-1	Louisiana-Monroe	5-0	10-4	15-4	St. John's	0-0	0-1	0-1
Boston College	0-0	1-0	1-0	Louisiana Tech	6-0	0-0	6-0	St. Joseph's	0-0	0-1	0-1
Boston University	1-0	1-1	2-1	Louisville	1-1	0-1	1-2	South Alabama	7-2	6-7	13-9
BYU	3-0	0-0	3-0	Loyola Marymount	0-0	1-0	1-0	South Carolina	11-4	0-0	11-4
California	0-2	0-0	0-2	Massachusetts	1-0	0-2	1-2	South Florida	1-0	0-0	1-0
Cal State Fullerton	2-0	0-1	2-1	McNeese State	11-1	0-0	11-1	Southeast Missouri	1-0	0-0	1-0
Cal State Northridge	1-0	0-0	1-0	Memphis	3-0	1-0	4-0	Southeastern Louisiana	5-0	0-0	5-0
Central Arkansas	5-0	0-0	5-0	Michigan	1-3	0-0	1-3	Southern Illinois	0-0	1-0	1-0
Central Connecticut State	2-0	0-0	2-0	Michigan State	0-0	2-1	2-1	SIUE	1-0	0-0	1-0
Columbia	0-0	1-0	1-0	Middle Tennessee	0-0	12-2	12-2	Southern Miss	4-0	0-0	4-0
Connecticut	1-0	2-0	3-0	Minnesota	0-2	0-0	0-2	Southern Utah	1-0	0-0	1-0
Creighton	0-0	0-1	0-1	Mississippi State	12-4	0-0	12-4	Stanford	1-0	0-0	1-0
DePaul	0-1	0-1	0-2	Mississippi Valley State	2-0	0-0	2-0	Stetson	0-0	4-1	4-1
Drake	0-0	0-1	0-1	Missouri	10-7	0-3	10-10	Syracuse	1-0	1-0	2-0
East Tennessee State	0-0	0-1	0-1	Murray State	1-0	0-0	1-0	Temple	0-0	1-0	1-0
Eastern Illinois	1-0	2-0	3-0	Nebraska	2-0	0-0	2-0	Tennessee	7-12	0-0	7-12
Eastern Michigan	0-0	1-0	1-0	Nevada	1-0	0-1	1-1	Tennessee State	1-0	0-0	1-0
Fairfield	1-0	0-0	1-0	New Mexico	0-0	0-2	0-2	Tennessee Tech	2-0	2-0	2-0
Florida	5-12	1-4	6-16	New Mexico State	1-0	0-0	1-0	Texas	0-1	0-0	0-1
Florida Atlantic	5-0	7-5	12-5	Nicholls	8-0	0-0	8-0	Texas-Arlington	1-0	1-1	2-1
Florida Gulf Coast	0-0	7-3	7-3	Northwestern	2-0	0-0	2-0	Texas A&M-CC	0-0	1-0	1-0
Florida State	3-2	0-2	3-4	Northwestern State	6-0	0-0	6-0	Texas A&M	10-5	0-0	10-5
Fordham	0-0	0-2	0-2	North Carolina	1-1	0-2	1-3	Texas State	1-0	0-0	1-0
Fresno State	1-0	0-0	1-0	North Carolina State	2-0	1-0	3-0	Texas Southern	1-0	0-0	1-0
George Washington	2-0	3-0	5-0	North Dakota State	1-1	0-0	1-1	Texas Tech	2-0	0-0	2-0
Georgetown	0-0	1-0	1-0	North Florida	1-0	4-0	5-0	Troy	3-0	6-7	9-7
Georgia	9-7	0-1	9-8	North Texas	0-0	8-6	8-6	Tulsa	1-1	0-0	1-1
Georgia Southern	4-0	0-0	4-0	Notre Dame	2-0	0-0	2-0	UCF	1-0	2-2	3-2
Georgia Tech	1-0	2-0	3-0	Ohio State	2-0	1-2	3-2	UCLA	2-3	0-1	2-4
Hampton	1-0	0-0	1-0	Oklahoma	2-5	0-0	2-5	UC Santa Barbara	1-0	0-0	1-0
Harvard	0-1	1-2	1-3	Oklahoma State	4-1	0-0	4-1	UNLV	1-0	0-0	1-0
Hofstra	3-1	0-0	3-1	Ole Miss	12-6	0-0	12-6	Utah	0-1	0-0	0-1
Illinois	1-0	0-3	1-3	Omaha	1-0	0-0	1-0	Utah State	1-0	0-0	1-0
Illinois-Chicago	1-0	1-0	2-0	Oregon	0-4	0-0	0-4	Virginia	2-0	0-0	2-0
Illinois State	4-0	1-1	5-1	Oregon State	2-0	1-1	3-1	Virginia Tech	0-0	0-1	0-1
Indiana	0-0	2-0	2-0	Pacific	2-1	0-0	2-1	Washington	3-1	0-0	3-1
Iowa	0-0	0-1	0-1	Pittsburgh	0-0	0-3	0-3	Western Kentucky	1-0	7-5	8-5
Iowa State	1-0	0-0	1-0	Penn State	4-3	2-1	6-4	Western Michigan	0-0	1-0	1-0
Jacksonville	0-0	1-0	1-0	Purdue	2-0	0-0	2-0	Wichita State	1-0	0-0	1-0

LSU's Record When....

WIN-LOSS SUMMARY	2018	OVERALL
Overall	41-14	1,101-383-1
Non-Conference	27-3	641-165
SEC	13-10	410-186-1
SEC Tournament	1-1	44-22
NCAA Tournament	0-0	71-43
Home	32-3	631-116-1
Away	5-8	264-151
Neutral	4-3	182-87
vs. Top 10	6-9	94-142
vs. Top 25	11-11	233-246-1
Louisiana Teams	5-0	178-14
Day Games	13-12	754-273-1
Night Games	28-2	287-83
February	14-2	288-66
March	15-4	321-95
April	8-7	294-95-1
May	4-1	153-93
Sunday	5-5	209-92-1
Monday	0-0	8-3
Tuesday	6-0	77-8
Wednesday	1-0	128-20
Thursday	4-1	57-10
Friday	14-2	218-85
Saturday	11-6	361-136
RHP Starter	41-14	961-57-1
LHP Starter	0-0	95-41
Shutouts	18-6	453-125
Run-rule Games	7-1	259-26
Extra-inning Games	7-2	79-43
One-run Games	13-4	232-122
Two-run Games	3-5	124-65
Five-run + Games	13-3	667-157
Scored 0-2 Runs	11-11	161-268
Scored 3-5 Runs	16-3	371-78-1
Scored 6-9 Runs	10-0	362-8
Scored 10 + Runs	4-0	164-1
Opp. Scored 0-2 Runs	39-3	874-84
Opp. Scored 3-5 Runs	2-7	158-141-1
Opp. Scored 6-9 Runs	0-4	21-108
Opp. Scored 10 + Runs	0-0	3-22
Scored in 1st Inning	14-1	484-41-1
Opp. Scored in 1st Inning	4-6	147-125
Scored First	33-3	857-91-1
Opp. Scored First	8-11	201-265
Leading after 6 Innings	23-2	673-24
Trailing after 6 Innings	1-10	34-258-1
Tied after 6 Innings	9-1	86-42
Made 0 Errors	20-7	498-92
Made 1 + Errors	21-7	569-263-1
Opp. Made 0 Errors	15-9	304 -176
Opp. Made 1 + Errors	26-5	779-172-1
Out-hit Opp.	37-3	838-87-1
Out-hit by Opp.	2-10	98-236
Hits are Tied	2-1	72-33

NEWS AND NOTES

All-Americans in the Circle

The Tigers return two All-American pitchers in the circle for the 2018 season in Carley Hoover and Allie Walljasper. The two were named to the USA Softball Top 50 Player of the Year "Watch List" on January 31. The two have combined for a total of 132 wins in their career as a Tiger. Below are the two pitcher's career stats.

LSU All-American Pitching Career Stats

Carley Hoover	666.2 innings	1.67 ERA, 742 SO, 21 shutouts, 71-28 record
Allie Walljasper	594.0 innings	1.53 ERA, 416 SO, 21 shutouts, 61-22 record
TEAM TOTALS	1260.2 innings	1.60 ERA, 1158 SO, 42 shutouts, 132-50 record

Three Tigers Earn All-SEC Honors

Allie Walljasper, Aliyah Andrews and Taryn Antoine earned All-SEC honors on Tuesday morning. Walljasper was named a First Team All-SEC selection. Antoine picked up SEC All-Freshman honors, while sophomore Aliyah Andrews earned Second Team All-SEC and SEC All-Defensive.

Walljasper's First Team All-SEC honor is the 40th in program history and the Tigers have had a first team selection the past five years. Andrews is the 43rd second team honor and the seventh defensive honor. Antoine is the first SEC Freshman Team pick for the Tigers since the 2015 season.

Allie Walljasper and Carley Hoover Selected in NPF Draft

LSU seniors Allie Walljasper and Carley Hoover were selected in the 2018 National Pro Fastpitch Draft held April 23. Walljasper was picked second overall to the Beijing Shougang Eagles, the first player in the Eagles organization, while Carley Hoover was picked in the second round as the ninth overall pick to the Cleveland Comets.

The two All-Americans continue LSU's legacy of placing players in the professional ranks which includes Tigers Savannah Jaquish, Bailey Landry, A.J. Andrews, Bianca Bell, Rachele Fico and Brittany Mack Oakes.

Dobson Returns to USA Women's National Team's Staff

Assistant coach Howard Dobson returns as an assistant for the USA Women's National Team and will help with the WBSC World Championship roster at the USA International Cup this summer.

Dobson has been heavily involved with USA Softball over the last six summers. He served as an assistant coach on the USA Softball Elite Team in 2012 and the USA Softball Women's National Team in 2013. He traveled with Team USA to the World Cup of Softball and the Canadian Open and returned as an assistant coach for the senior national team in the summer of 2014. The National Team was a Silver Medalist in the World Championships in Holland.

Dobson returned to the National Team again two years later and helped the team to silver at the Pan American Games and the defending World Champions at the World Championships in Surrey, BC in 2016.

A Look at the 2018 Schedule

The Tigers will play a 56-game regular season schedule, a spring slate that features 37 home contests. The Tigers will play host to 11 teams that were in last year's NCAA tournament field and will face a total of 22 opponents that appeared in the NCAA tournament for a total of 38 games.

Under head coach Beth Torina, the Tigers have played a Top 10 strength of schedule every year. In 2014, the Tigers had the nation's toughest schedule and in 2017 and 2015, they have the second-toughest schedule.

LSU hosts four non-conference tournaments in the months of February and March. The Tigers will play each of their first 11 games at home and 21 of their first 27 in Tiger Park.

The 24-game SEC slate begins March 9 with a three-game series against Auburn. Last season, the SEC sent a record of all 13 teams to the NCAA Tournament. The eight weekends of conference play will close in May with the SEC Tournament following May 9-12.

LSU Picked Fourth in Preseason SEC Poll

The 2018 SEC Softball Preseason Coaches' Poll was released on January 17 and the Tigers predicted LSU to finish fourth in the league.

Florida, the three-time defending SEC regular-season champion, has been selected as the preseason favorite for the 2018 season. Florida received 11 first-place votes, with one going to Tennessee, who was picked to finish second. Texas A&M was picked to finish third and Alabama, who received a first-place vote, is predicted to finish behind the Tigers to round out the Top 5.

Walljasper threw 13 balls in the first inning but regained her control as she only had 20 for the rest of the game. The California native matched Ashley Lewis in 2001 as the only pitchers in LSU NCAA history to allow one hit in a game. Walljasper limited the potent FSU lineup to its fewest hits all season.

Four Trips in Six Years Under Torina

The LSU softball program has now advanced to the Women's College World Series four times under Torina and three-straight years. LSU and UCLA are the only programs that advanced to Oklahoma for three-straight years. In the six years since Torina has taken over as head coach, LSU is one of only five teams to advance to OKC at least four times.

NEWS AND NOTES

Jaquish, Hoover Named to USA National Teams

USA Softball released its rosters in early January for the 2018 Women's National Teams and All-Americans Savannah Jaquish and Carley Hoover earned spots on the 2018 Team USA rosters.

Jaquish was named to the World Championship roster, which is slated to compete at the World Cup of Softball and the 2018 Baseball Softball Confederation (WBSC) Women's World Championship, August 2-12 in Chiba, Japan. Jaquish previously played on the Puerto Rico National Softball Team in 2014.

Hoover will represent the United States at the Japan All-Star series and compete as a second National Team at the World Cup of Softball. Hoover previously competed on the 2016 Women's Elite Team and participated in the World Cup of the Softball.

Softball Inks Eight During Signing Period

LSU head softball coach Beth Torina and the Tigers announced the signings of eight to Nation Letters of Intent back on November 8. The class will be freshman in the fall of 2018.

The Tigers signed Georgia Clark (Houston, Texas), Morgan Cummins (Sarasota, Fla.), Karrington Houshmandzadeh (Cerritos, Calif.), Ali Kilponen (Highlands Ranch, Colo.), Jordyn Perkins (Metairie, La.), Savannah Stewart (Marietta, Ga.), Taylor Tidwell (Gonzales, La.) and Shelby Wickersham (Metairie, La.). For more information on signing day, visit LSUSports.net.

LSU to be Televised Nationally 13 Times in 2018

The 2018 SEC television and streaming schedule was announced on January 30 and LSU will be featured nationally 13 times, the most in program history for regular season, with 26 home games scheduled to be streamed online through SEC Network+.

Games will be featured throughout the season on the ESPN family of networks, with more than 50 games schedule for the SEC Network alone.

Softball Announces Plans for Performance Center

The LSU athletic department, the Tiger Athletic Foundation and the LSU softball program is excited to announce the plans of a brand new indoor facility at Tiger Park. The LSU Softball Performance Center will be one of the top indoor facilities among college softball and the biggest indoor facility among the SEC with space of 14,500 square feet.

There will be a space specifically dedicated to a 1,279 square foot softball weight room to go along with 770 square feet on the second floor specifically for cardio equipment.

The LSU Softball Performance Center will have a full sized infield with custom, motorized netting surrounding the entire surface. This will allow the team to participate in full infield, hitting, slapping or pitching drills regardless of weather conditions outside.

Each hitting lane will have wired electricity which will provide the staff and student-athletes the capability to set up multiple batting machines throughout the facility. The facility will also be wired for a custom multi-camera system that will provide the student-athletes and staff with a chance to immediately review film during practice.

The building will also be equipped with 517 square feet of storage space and a 240 square foot locker room area. Lighting will be energy efficient with impact-resistant LED fixtures. A custom turf, that will mirror real grass in terms of playability and performance, will be installed with LSU branding through the entire indoor. Graphics will be placed throughout the interior of the facility that will honor the history of LSU softball.

A date for breaking ground and naming rights will be announced at a later date.



RECORD HUNTING

Individual Career Records

Saves

12	Britni Sneed	(1999-2002)
9	Carley Hoover	(2015-Present)

Innings Pitched

976.1	Britni Sneed	(1999-2002)
782.0	Kristin Schmidt	(2002-2004)
778.1	Emily Turner	(2004-2007)
774.0	Rachele Fico	(2010-2013)
666.2	Carley Hoover	(2015-present)

Strikeouts

1,370	Britni Sneed	1999-2002
907	Kristin Schmidt	2002-2004
797	Rachele Fico	2010-2013
778	Emily Turner	2004-2007
742	Carley Hoover	(2015-present)

TIGERS IN THE POLLS

USA Today/NFCA Coaches Poll (5/15/18)

RK	TEAM (1ST VOTES)	PTS	Record	Previous
1	Oregon (21)	788	47-7	2
2	UCLA (10)	765	50-4	1
3	Oklahoma (1)	741	50-3	3
4	Florida	713	50-8	4
5	Washington	668	44-8	5
6	Arizona State	617	43-11	6
7	Tennessee	593	45-12	7
8	Florida State	572	47-10	10
9	Georgia	528	43-11	8
10	Arizona	514	40-14	9
11	South Carolina	480	45-14	12
12	LSU	460	41-14	11
13	Alabama	402	33-18	13
14	Texas A&M	353	40-16	14
15	Arkansas	337	39-15	18
16	Auburn	311	40-15	15
17	Michigan	256	43-11	16
18	Baylor	247	36-16	17
19	Kentucky	211	31-19	19
20	Long Beach State	190	42-12	20
21	Louisiana	135	38-14	21
22	Texas State	119	42-14	23
23	James Madison	82	42-12	22
24	Hofstra	68	40-12	NR
25	Minnesota	61	39-15	NR

Receiving Votes: Mississippi State (44), Drake (36), Kennesaw State (21), California (19), Ohio State (11), Oklahoma State (9), Tulsa (9), Liberty (7), USF (6), Houston (2)

ESPN.com/USA Softball Poll (5/15/18)

RK	TEAM (1ST VOTES)	PTS	'18 Record	Previous
1	Oregon (17)	497	47-7	2
2	Oklahoma (1)	465	50-3	3
3	UCLA (2)	464	50-4	1
4	Florida	450	50-8	4
5	Washington	423	44-8	5
6	Florida State	386	47-10	7
7	Arizona State	384	43-11	6
8	Tennessee	360	45-12	8
9	Arizona	316	40-14	10
10	South Carolina	312	45-14	14
11	LSU	297	41-14	11
12	Georgia	288	43-11	9
13	Alabama	263	33-18	15
14	Texas A&M	212	40-16	13
15	Arkansas	204	39-15	19
16	Baylor	171	36-16	16
17	Michigan	169	43-11	12
18	Auburn	165	40-15	17
19	Kentucky	149	31-19	18
20	Minnesota	111	39-15	23
21	Long Beach State	99	42-12	20
22	Louisiana	71	38-14	21
23	Texas State	55	42-14	RV
24	Hofstra	45	40-12	RV
25	James Madison	34	42-12	22

Receiving votes: Oklahoma State (31), Drake (26), Ohio State (14), Mississippi State (10), Oregon State (10), Boise State (8), California (7), Kennesaw State (2), Northwestern (2), Tulsa (1)

LAST TIME A TIGER....

Scored three runs in a game:	Emily Griggs, vs. Fresno State, 02/24/18
Scored four runs in a game:	Bianka Bell, Kellsie Kloss, Bailey Landry, Amber Serrett, Jenna Kreamer, at Louisiana Tech, 03/15/16
Had four hits in a game:	Emily Griggs, at Tennessee, 04/13/18
Had five hits in a game:	Sahvanna Jaquish, at South Carolina, 04/19/14
Had five RBIs in a game:	Amanda Doyle, vs. Fresno State, 02/24/18
Had six RBIs in a game:	Sydney Springfield, at Kansas, 03/17/17
Had seven RBIs in a game:	Stephanie Hill, Nicholls State, 04/01/04
Had nine RBIs in a game:	Bianka Bell, at Louisiana Tech, 03/15/16
Had two doubles in a game:	Amanda Doyle, vs. Texas A&M, 04/21/18
Had three doubles in a game:	Allison Falcon, vs. Louisville, 05/16/14
Had two triples in a game:	Constance Quinn, vs. Bethune-Cookman, 02/23/17
Had two home runs in a game:	Shemiah Sanchez, at McNeese State, 04/03/16
Had three home runs in a game:	Bianka Bell, Kellsie Kloss, at Louisiana Tech, 03/15/16
Hit a grand slam:	Michaela Schlattman, vs. Ole Miss, 05/09/18
Lead off game with home run:	Kirsten Shortridge, at Hawai`i, 02/07/09
Lead off inning with home run:	Amanda Doyle, Arkansas, 05/04/18
Hit an inside-the-park home run:	Kailey McCasland, Central Arkansas, 02/13/15
Hit a walk-off home run to win regulation game:	Amanda Doyle, Arkansas, 05/04/18
Hit a walk-off home run to win an extra inning game:	Amanda Doyle, No. 13 Baylor, 03/24/18
Had eight total bases in a game:	Bianka Bell, vs. No. 16 Georgia, 06/05/15
Had nine total bases in a game:	Shemiah Sanchez, at McNeese, 04/03/18
Had 10 total bases in a game:	Kellsie Kloss, at No. 14 Tennessee, 04/12/15
Had 13 total bases in a game:	Bianka Bell, at Louisiana Tech, 03/15/16
Had 14 total bases in a game:	Kellsie Kloss, at Louisiana Tech, 03/15/16
Drew three walks in a game:	Taryn Antoine, Northwestern St., 04/17/18
Drew two walks in a game:	Sahvanna Jaquish, Missouri, 04/29/17
Drew two intentional walks in a game:	Amanda Doyle, Auburn, 03/11/18
Drew three intentional walks in a game:	Stephanie Hill, at Ole Miss [Gm 1], 04/17/04
Hit by pitch twice in a game:	Amanda Doyle, Arkansas, 05/06/18
Struck out three times in a game:	Taryn Antoine/Amanda Doyle, at Florida, 04/29/18
Struck out four times in a game:	Taryn Antoine, Ole Miss, 04/06/18
Struck out five times in a game:	Ashley Lewis, Southern Miss, 05/20/00
Had two sacrifice hits in a game:	Emily Griggs, Auburn, 03/10/18
Had three sacrifice hits in a game:	Tara Asbill, at Alabama [Gm 1], 05/05/00
Had two sacrifice flies in a game:	Sahvanna Jaquish, vs. No. 13 Arizona, 02/20/15
Had two stolen bases in a game:	Aliyah Andrews, Southern Utah, 02/17/18
Had three stolen bases in a game:	Emily Griggs, Tennessee State, 02/07/15
Had four stolen bases in a game:	Aliyah Andrews, Oregon State, 02/17/18
Seven-inning complete-game shutout:	Allie Walljasper, Arkansas, 05/06/18
Extra-inning complete-game shutout:	Maribeth Gorsuch, Illinois St. [10 IP], 03/02/18
Tossed a perfect game:	Sydney Smith vs. Tennessee Tech [5 IP], 03/04/16
Tossed a no-hitter:	Carley Hoover, South Alabama, 04/24/18
Seven-inning no-hitter:	Carley Hoover, South Alabama, 04/24/18
Seven-inning complete-game one-hitter:	Allie Walljasper, vs. Florida State, 5/27/17
Recorded 13 strikeouts in a game:	Carley Hoover, at Tennessee, 04/14/18
Recorded 14 strikeouts in a game:	Carley Hoover, Ole Miss, 04/07/18
Recorded 15 strikeouts in a game:	Carley Hoover, Texas Tech, 02/28/15
Recorded 16 strikeouts in a game:	Dani Hofer, vs. South Florida, 03/16/08
Recorded 17 strikeouts in a game:	Brittany Mack, at No. 10 Missouri [Gm 1], 05/27/11
Recorded 18 strikeouts in a game:	Rachele Fico, vs. Syracuse, 05/20/11
Recorded 19 strikeouts in a game:	Britni Sneed, vs. Oklahoma, 05/26/01
Recorded 22 strikeouts in a game:	Rachele Fico, at Mississippi State, 03/08/13
Pitched 10+ innings:	Maribeth Gorsuch, Illinois St. [10 IP], 03/02/18
Pitched 11+ innings:	Ashley Czechner, vs. Harvard, 02/28/14
Pitched 13+ innings:	Rachele Fico, at Mississippi State [14 IP], 03/08/13
Pitched 19+ innings:	Allie Walljasper, Ole Miss, 04/06/18
Had 18 putouts:	Morgan Russell, vs. Syracuse, 05/20/11
Had 19 putouts:	Jennifer Schuelke, vs. Oklahoma, 05/26/01
Had 23 putouts:	Lauren Houston, at Mississippi State, 03/08/13
Had 26 putouts:	Amanda Doyle, Ole Miss, 04/11/18
Had six assists:	Carley Hoover, Louisiana Tech, 02/16/18
Had seven assists:	Shemiah Sanchez, South Alabama, 04/25/17
Had eight assists:	Bianka Bell, at Arkansas, 04/29/16
Had 10 assists:	Becca Schulte, Ole Miss, 04/06/18
Had two errors:	Shemiah Sanchez, North Dakota St., 03/24/18
Had three errors:	Amber Serrett, Missouri, 04/29/17
Had four errors:	Andrea Smith, vs. Arizona, 05/26/06

Inning-by-Inning

SCORE BY INNINGS	1	2	3	4	5	6	7	8	9	10 +	TOTALS
LSU	25	30	42	44	39	14	15	2	1	6	218
Opponents	13	12	13	12	12	19	12	2	1	1	97

HONORS & AWARDS

Aliyah Andrews

- Second Team All-SEC
- SEC All-Defensive
- SEC Player of the Week (03/13/18)

Taryn Antoine

- SEC All-Freshman

Carley Hoover

- 2018 USA Softball Player of the Year Top 50 Watch List
- NFCA Co-Pitcher of the Week (03/13/18)
- Senior CLASS Award Top 30

Allie Walljasper

- First Team All-SEC
- 2018 USA Softball Player of the Year Top 50 Watch List
- SEC Pitcher of the Week (04/10/18)
- SEC Co-Pitcher of the Week (05/07/18)
- Senior CLASS Award Top 30
- Senior CLASS Award Top 10

NCAA Tournament History



NCAA TOURNAMENT

Appearances: 19 (1998, 1999, 2000, 2001, 2002, 2003, 2004, 2006, 2007, 2008, 2009, 2010, 2011, 2012, 2013, 2014, 2015, 2016, 2017)

All-Time Record: 71-43 (.623); **Home:** 30-12 (.714); **Away:** 14-15 (.483); **Neutral:** 27-15 (.643)

Regionals: 51-25 (.671); **Super Regionals:** 9-8 (.529); **WCWS:** 11-12 (.478)

Best Finish: 2001 (Pictured Above), 2004 WCWS Third Place; 2015 WCWS Third Place; 2016 WCWS Third Place, 2012 WCWS Fifth Place (Pictured Page 75)

1998 • NCAA REGION 4 • HOST: WASHINGTON

Game 1	May 15, 1998	LSU 2, Long Beach State 0
Game 2	May 16, 1998	Washington 9, LSU 0 (5 Innings)
Game 3	May 16, 1998	LSU 5, Long Beach State 4
Game 4	May 17, 1998	Washington 6, LSU 0

1999 • NCAA REGION 5 • HOST: LSU

Game 1	May 20, 1999	LSU 12, Southern 0 (5 Innings)
Game 2	May 21, 1999	Oregon State 3, LSU 0
Game 3	May 22, 1999	LSU 7, Oklahoma 3
Game 4	May 22, 1999	Southern Miss 4, LSU 3

2000 • NCAA REGION 7 • HOST: LSU

Game 1	May 18, 2000	LSU 7, Northwestern State 1
Game 2	May 19, 2000	Louisiana-Lafayette 4, LSU 1
Game 3	May 20, 2000	LSU 2, Hofstra 1
Game 4	May 20, 2000	LSU 1, Southern Miss 0 (13 Innings)
Game 5	May 21, 2000	Southern Miss 1, LSU 0 (9 Innings)

2001 • NCAA REGION 3 • HOST: LSU

Game 1	May 17, 2001	LSU 8, Cornell 0 (6 Innings)
Game 2	May 18, 2001	LSU 2, Penn State 1
Game 3	May 19, 2001	LSU 3, Arizona State 2
Game 4	May 20, 2001	LSU 2, Louisiana-Lafayette 1

WCWS • OKLAHOMA CITY, OKLA.

Game 1	May 24, 2001	Stanford 2, LSU 1 (8 Innings)
Game 2	May 26, 2001	LSU 2, Iowa 1
Game 3	May 26, 2001	LSU 2, Oklahoma 1 (13 Innings)
Game 4	May 27, 2001	UCLA 6, LSU 0

2002 • NCAA REGION 3 • HOST: LOUISIANA-LAFAYETTE

Game 1	May 16, 2002	LSU 3, Northwestern State 2 (10 Innings)
Game 2	May 18, 2002	LSU 5, Louisiana-Lafayette 2
Game 3	May 18, 2002	Arizona State 3, LSU 2 (8 Innings)
Game 4	May 18, 2002	LSU 1, Massachusetts 0
Game 5	May 19, 2002	Arizona State 4, LSU 1

2003 • NCAA REGION 3 • HOST: TEXAS

Game 1	May 15, 2002	LSU 9, Hawai'i 4
Game 2	May 16, 2002	Texas 8, LSU 0 (6 Innings)
Game 3	May 16, 2002	Arizona State 4, LSU 1

2004 • NCAA REGION 3 • HOST: BAYLOR

Game 1	May 20, 2004	LSU 4, Texas A&M-Corpus Christi 0
Game 2	May 21, 2004	LSU 3, Seton Hall 0
Game 3	May 22, 2004	LSU 7, Baylor 3 (10 Innings)
Game 4	May 23, 2004	LSU 4, Illinois 1

WCWS • OKLAHOMA CITY, OKLA.

Game 1	May 27, 2004	LSU 3, Michigan 2 (13 Innings)
Game 2	May 28, 2004	UCLA 2, LSU 0
Game 3	May 30, 2004	LSU 2, Florida State 1
Game 4	May 30, 2004	LSU 4, California 1
Game 5	May 30, 2004	California 4, LSU 1

2006 • NCAA BATON ROUGE REGIONAL • HOST: LSU

Game 1	May 19, 2006	LSU 5, Princeton 0
Game 2	May 20, 2006	LSU 7, Louisiana-Lafayette 6 (10 Innings)
Game 3	May 21, 2006	LSU 5, Louisiana-Lafayette 4

NCAA TUCSON SUPER REGIONAL • HOST: ARIZONA

Game 1	May 26, 2006	Arizona 5, LSU 0
Game 2	May 27, 2006	LSU 3, Arizona 2
Game 3	May 27, 2006	Arizona 14, LSU 5 (5 Innings)

2007 • PALO ALTO REGIONAL • HOST: STANFORD

Game 1	May 17, 2007	LSU 3, Cal State Northridge 2
Game 2	May 18, 2007	LSU 1, Fresno State 0 (9 Innings)
Game 3	May 19, 2007	LSU 11, Stanford 5

NCAA TEMPE SUPER REGIONAL • HOST: ARIZONA STATE

Game 1	May 25, 2007	Arizona State 1, LSU 0 (10 Innings)
Game 2	May 26, 2007	Arizona State 7, LSU 4

2008 • NCAA BATON ROUGE REGIONAL • HOST: LSU

Game 1	May 16, 2008	LSU 8, Mississippi Valley State 0 (5 Innings)
Game 2	May 17, 2008	Louisiana-Lafayette 9, LSU 4
Game 3	May 17, 2008	LSU 9, East Carolina 1 (5 Innings)
Game 4	May 18, 2008	Louisiana-Lafayette 6, LSU 3

2009 • NCAA TEMPE REGIONAL • HOST: ARIZONA STATE

Game 1	May 15, 2009	LSU 3, Cal State Fullerton 2
Game 2	May 16, 2009	LSU 10, Arizona State 2 (5 Innings)
Game 3	May 17, 2009	Arizona State 6, LSU 4
Game 4	May 17, 2009	Arizona State 5, LSU 0

NCAA Tournament History

2010 • NCAA BATON ROUGE REGIONAL • HOST: LSU

Game 1	May 21, 2010	LSU 3, McNeese State 0
Game 2	May 22, 2010	Louisiana-Lafayette 1, LSU 0
Game 3	May 22, 2010	Texas A&M 1, LSU 0

2011 • NCAA COLLEGE STATION REGIONAL • HOST: TEXAS A&M

Game 1	May 20, 2011	Syracuse 3, LSU 0 (11 Innings)
Game 2	May 21, 2011	LSU 10, Sacred Heart 0 (6 Innings)
Game 3	May 21, 2011	LSU 5, Syracuse 0
Game 4	May 22, 2011	Texas A&M 3, LSU 1 (9 Innings)

2012 • NCAA COLLEGE STATION REGIONAL • HOST: TEXAS A&M

Game 1	May 18, 2012	LSU 1, Texas State 0
Game 2	May 19, 2012	LSU 2, Texas A&M 0
Game 3	May 20, 2012	LSU 2, Texas A&M 1

NCAA COLUMBIA SUPER REGIONAL • HOST: MISSOURI

Game 1	May 26, 2012	LSU 6, Missouri 1
Game 2	May 27, 2012	Missouri 5, LSU 1 (12 Innings)
Game 3	May 27, 2012	LSU 3, Missouri 1

WCWS • OKLAHOMA CITY, OKLA.

Game 1	May 31, 2012	California 5, LSU 3
Game 2	June 2, 2012	LSU 1, South Florida 0
Game 3	June 2, 2012	Arizona State 6, LSU 0

2013 • NCAA BATON ROUGE REGIONAL • HOST: LSU

Game 1	May 17, 2013	LSU 3, Central Connecticut State 2
Game 2	May 18, 2013	Louisiana-Lafayette 3 LSU 0
Game 3	May 18, 2013	LSU 10, Central Connecticut St. 0 (5 Innings)
Game 4	May 19, 2013	Louisiana-Lafayette 1, LSU 0

2014 • NCAA TUCSON REGIONAL • HOST: ARIZONA

Game 1	May 16, 2014	LSU 13, Louisville 9
Game 2	May 17, 2014	Arizona 9, LSU 8
Game 3	May 17, 2014	LSU 8, Boston U. 3
Game 4	May 18, 2014	LSU 5, Arizona 1
Game 5	May 18, 2014	Arizona 13, LSU 5 (5 innings)

2015 • NCAA BATON ROUGE REGIONAL • HOST: LSU

Game 1	May 15, 2015	LSU 15, Texas Southern 0 (5 innings)
Game 2	May 16, 2015	Arizona State 1, LSU 0
Game 3	May 16, 2015	LSU 4, Nebraska 3 (10 Innings)
Game 4	May 17, 2015	LSU 5, Arizona State 0
Game 5	May 17, 2015	LSU 4, Arizona State 3 (9 Innings)

2015 • NCAA BATON ROUGE SUPER REGIONAL • HOST: LSU

Game 1	May 23, 2015	LSU 8, Arizona 0 (5 Innings)
Game 2	May 24, 2015	LSU 10, Arizona 5

WCWS • OKLAHOMA CITY, OKLA

Game 1	May 28, 2015	LSU 6, Auburn 1
Game 2	May 29, 2015	Florida 4, LSU 0
Game 3	May 30, 2015	LSU 5, Alabama 3
Game 4	May 31, 2015	Michigan 6, LSU 3

2016 • NCAA BATON ROUGE REGIONAL • HOST: LSU

Game 1	May 20, 2016	LSU 10, LIU Brooklyn 2 (6 Innings)
Game 2	May 21, 2016	LSU 4, McNeese State 1
Game 3	May 22, 2016	LSU 2, Arizona State 0

2016 • NCAA HARRISONBURG SUPER REGIONAL • HOST: JMU

Game 1	May 27, 2016	James Madison 3, LSU 2
Game 2	May 28, 2016	LSU 2, James Madison 0
Game 3	May 28, 2016	LSU 3, James Madison 2

WCWS • OKLAHOMA CITY, OKLA

Game 1	June 3, 2016	Michigan 2, LSU 0
Game 2	June 4, 2016	LSU 6, Alabama 4
Game 3	June 6, 2016	LSU 4, Georgia 1
Game 4	June 6, 2016	Oklahoma 7, LSU 3

2017 • NCAA BATON ROUGE REGIONAL • HOST: LSU

Game 1	May 19, 2017	LSU 2, Fairfield 1
Game 2	May 20, 2017	ULL 4, LSU 2
Game 3	May 21, 2017	LSU 10, McNeese State 1 (6 Innings)
Game 4	May 21, 2017	LSU, 6 ULL 1

2017 • NCAA TALLAHASSEE SUPER REGIONAL • HOST: FSU

Game 1	May 26, 2017	Florida State 3, LSU 1
Game 2	May 27, 2017	LSU 1, Florida State 0
Game 3	May 28, 2017	LSU 6, Florida State 4

WCWS • OKLAHOMA CITY, OKLA

Game 1	June 1, 2017	LSU 2, UCLA 1
Game 2	June 2, 2017	Florida 7, LSU 0
Game 3	June 3, 2017	Oregon 4, LSU 1

NCAA POSTSEASON SHUTOUTS: (20)

PITCHER(S)	OPPONENT	DATE
Brandi Landry	vs. Long Beach State	05/15/98
Britni Sneed and Julie Stashko	Southern (5 IP)	05/20/99
Ashley Lewis and Britni Sneed	Southern Miss (13 IP)	05/20/00
Britni Sneed and Ashley Lewis	Cornell (6 IP)	05/17/01
Britni Sneed	vs. Massachusetts	05/18/02
Kristin Schmidt	vs. Texas A&M-Corpus Christi	05/20/04
Kristin Schmidt	vs. Seton Hall	05/21/04
Dani Hofer	Princeton	05/19/06
Emily Turner	vs. Fresno State (9 IP)	05/18/07
Casey Faile and Dani Hofer	Mississippi Valley State (5 IP)	05/16/08
Rachele Fico and Kirsten Shortridge	McNeese State (7 IP)	05/21/10
Brittany Mack and Meghan Patterson	vs. Sacred Heart (6 IP)	05/21/11
Brittany Mack	vs. Syracuse	05/21/11
Rachele Fico	vs. Texas State	05/18/12
Rachele Fico	at Texas A&M	05/19/12
Brittany Mack	vs. South Florida	06/02/12
Ashley Czechner	Central Connecticut State (5 IP)	05/18/13
Kelsee Selman	Texas Southern (5 IP)	05/15/15
Carley Hoover	Arizona State	05/16/15
Carley Hoover	Arizona	05/23/15
Allie Walljasper and Carley Hoover	Arizona State	05/20/16
Allie Walljasper	at James Madison	05/28/16
Allie Walljasper	at Florida State	05/27/17

TOTAL SHUTOUTS

PITCHER	SHUTOUTS (COMPLETE GAME/SHARED)
Britni Sneed	4 (1/3)
Rachele Fico	3 (2/1)
Brittany Mack	3 (2/1)
Carley Hoover	3 (2/1)
Allie Walljasper	3 (2/1)
Dani Hofer	2 (1/1)
Kristin Schmidt	2 (2/0)
Ashley Czechner	1 (1/0)
Casey Faile	1 (0/1)
Ashley Lewis	1 (0/2)
Brandi Landry	1 (1/0)
Meghan Patterson	1 (0/1)
Kirsten Shortridge	1 (0/1)
Julie Stashko	1 (0/1)
Emily Turner	1 (1/0)
Kelsee Selman	1 (1/0)

NCAA Tournament History

BATTING • INDIVIDUAL

AT-BATS

6	7 times, most recently by...		
6	Stephanie Hill	UL-Lafayette	05/20/06
6	Leslie Klein	UL-Lafayette	05/20/06
6	Killian Roessner	UL-Lafayette	05/20/06

RUNS SCORED

3	7 times, most recently by...		
3	Sandra Simmons	LIU Brooklyn	05/20/16
3	Sandra Simmons	Arizona	05/24/15
3	A.J. Andrews	Texas Southern	05/15/15
3	Bianka Bell	Texas Southern	05/15/15

HITS

4	Emily Griggs	ULL	05/21/17
4	Sandra Simmons	LIU Brooklyn	05/20/16
4	Allison Falcon	Louisville	05/16/14
4	Leslie Klein	Illinois	05/23/04
4	Tara Asbill	Long Beach St.	05/16/98

DOUBLES

3	Allison Falcon	Louisville	05/16/14
2	Sahvanna JaquishMcNeese	05/21/17	
2	Sandra Simmons	LIU Brooklyn	05/20/16
2	Constance Quinn	Arizona	05/24/15
2	Tammy Wray	Louisville	05/16/14
2	Ashlee Ducote	Southern	05/20/99
2	Jodi Otten	Long Beach St.	05/16/98

TRIPLES

1	14 times, most recently by...		
1	Bailey Landry	ULL	05/20/17
1	Bailey Landry	Florida State	05/28/17
1	Bailey Landry	LIU Brooklyn	05/20/16
1	Sandra Simmons	LIU Brooklyn	05/20/16
1	Sandra Simmons	Arizona	05/24/15
1	Bailey Landry	Arizona State	05/17/15
1	Bianka Bell	Texas Southern	05/15/15

HOME RUNS

2	Bianka Bell	Georgia	06/05/16
2	Ashley Langoni	Arizona State	05/17/09
2	Rachel Mitchell	Stanford	05/19/07
2	Alicia Owen	Hawai`i	05/15/03
2	Blair Smith	Hawai`i	05/15/03

RUNS BATTED IN

5	Sandra Simmons	Arizona	05/24/15
5	Rachel Mitchell	Stanford	05/19/07

WALKS

3	Sahvanna Jaquish	Louisville	05/16/14
---	------------------	------------	----------

HIT-BY-PITCHES

2	Anissa Young	Texas A&M	05/22/11
2	Shannon Stein	Stanford	05/19/07

STOLEN BASES

4	Cassie Trosclair	Sacred Heart	05/21/11
---	------------------	--------------	----------

BATTING • TEAM

AT-BATS

48	Louisiana-Lafayette	05/20/06
48	Michigan	05/27/04

RUNS SCORED

15	Texas Southern	05/15/15
13	Southern	05/20/99

HITS

16	Louisiana-Lafayette	05/20/06
----	---------------------	----------

DOUBLES

5	Louisville	05/16/14
---	------------	----------

TRIPLES

2	LIU Brooklyn	05/20/16
---	--------------	----------

HOME RUNS

5	Stanford	05/19/07
5	Hawaii	05/15/03

RUNS BATTED IN

14	Texas Southern	05/15/15
----	----------------	----------

WALKS

8	LIU Brooklyn	05/20/16
8	Arizona	05/23/15

HIT-BY-PITCHES

2	16 times, most recently by...		
2	UL-Lafayette	05/21/17	
2	Michigan	05/31/15	
2	Arizona State	05/17/15	
2	Texas Southern	05/15/15	

STOLEN BASES

7	Sacred Heart	05/21/11
---	--------------	----------

PITCHING • INDIVIDUAL

INNINGS PITCHED

13.0	Kristin Schmidt	Michigan	05/27/04
13.0	Britni Sneed	Oklahoma	05/26/01

STRIKEOUTS

19	Britni Sneed	Oklahoma	05/26/01
18	Rachele Fico	Syracuse	05/20/11
17	Brittany Mack	Missouri	05/27/12

FEWEST RUNS ALLOWED [MIN 7 IP]

0	13 times, most recently by...		
0	Allie Walljasper	at Florida St.	05/27/17
0	Allie Walljasper	at JMU	05/28/16
0	Carley Hoover	Arizona State	05/16/15
0	Brittany Mack	South Florida	06/02/12

FEWEST ER ALLOWED [MIN 7 IP]

0	17 times, most recently by...		
0	Allie Walljasper	at Florida St.	05/27/17
0	Allie Walljasper	at JMU	05/28/16
0	Carley Hoover	Arizona State	05/16/15
0	Brittany Mack	South Florida	06/02/12

MOST RUNS ALLOWED

10	Baylee Corbello	Arizona	05/18/14
----	-----------------	---------	----------

MOST EARNED RUNS ALLOWED

10	Baylee Corbello	Arizona	05/18/14
----	-----------------	---------	----------

FEWEST HITS ALLOWED [MIN 7 IP]

1	Allie Walljasper	at Florida St.	05/27/17
1	Ashley Lewis	Penn State	05/18/01

MOST HITS ALLOWED

11	Baylee Corbello	Louisville	05/16/14
----	-----------------	------------	----------

PITCHING • TEAM

INNINGS PITCHED

13.0	Michigan	05/27/04
13.0	Oklahoma	05/26/01
13.0	Southern Miss	05/20/00

STRIKEOUTS

19	Oklahoma	05/26/01
----	----------	----------

FEWEST RUNS ALLOWED

0	23 times, most recently by...		
0	at Florida State	05/27/17	
0	at James Madison	05/28/16	
0	Arizona State	05/20/16	
0	Texas Southern	05/15/15	

MOST RUNS ALLOWED

14	Arizona	05/27/06
----	---------	----------

MOST EARNED RUNS ALLOWED

13	Arizona	05/18/14
----	---------	----------

FEWEST HITS ALLOWED [MIN 7 IP]

1	at Florida St.	05/27/17
1	Penn State	05/18/01

MOST HITS ALLOWED

18	Arizona	05/27/06
----	---------	----------

FIELDING • INDIVIDUAL

PUTOUTS

19	Jennifer Schuelke	Oklahoma	05/26/01
----	-------------------	----------	----------

ASSISTS

6	8 times, most recently by...		
6	Shemiah Sanchez	UCLA	06/01/17
6	Constance Quinn	Oklahoma	06/05/16
6	Allison Falcon	Arizona State	06/02/12
6	Tammy Wray	Missouri	05/27/12

ERRORS

4	Andrea Smith	Arizona	05/26/06
4	Andrea Smith	UL-Lafayette	05/20/06

FIELDING • TEAM

PUTOUTS

39	Michigan	05/27/04
39	Oklahoma	05/26/01
39	Southern Miss	05/20/00

ASSISTS

18	Iowa	05/26/01
----	------	----------

ERRORS

4	Oklahoma	06/05/16
4	Missouri	05/27/12
4	Arizona	05/26/06
4	Louisiana-Lafayette	05/20/06

DOUBLE PLAYS

3	UL-Lafayette	05/22/17
---	--------------	----------

NCAA TOURNAMENT WINS

TEAM WINS (WCWS TRIPS)

Texas A&M	78 (12)
Alabama	90 (11)
Florida	80 (8)
LSU	71 (7)
Tennessee	70 (7)
Missouri	51 (6)
Georgia	60 (3)
Auburn	28 (2)
South Carolina	26 (1)
Kentucky	26 (1)
Mississippi State	11 (0)
Arkansas	7 (0)
Ole Miss	5 (0)

Since 1997 when the SEC adopted softball.

2018 Overall Stats

Record: 41-14 Home: 32-3 Away: 5-8 Neutral: 4-3 SEC: 13-10

Player	avg	gp-gs	ab	r	h	2b	3b	hr	rbi	tb	sig%	bb	hp	so	gdp	ob%	sf	sh	sb-att	po	a	e	fld%	
22 Amanda Doyle	.335	55-55	173	24	58	14	0	7	44	93	.538	17	2	29	1	.393	4	0	0-1	368	22	3	.992	
4 Aliyah Andrews	.333	55-55	192	31	64	2	1	0	7	68	.354	10	1	17	0	.369	0	4	38-39	74	0	2	.974	
8 Emily Griggs	.299	55-55	174	26	52	6	2	1	22	65	.374	24	0	13	1	.382	1	7	3-4	50	2	1	.981	
1 Michaela Schlattman	.248	44-41	113	18	28	1	0	6	17	47	.416	7	2	21	3	.303	0	1	1-1	238	14	2	.992	
23 Shemiah Sanchez	.245	54-52	143	20	35	9	0	6	26	62	.434	26	2	25	0	.362	3	1	2-2	45	98	9	.941	
17 Amber Serrett	.226	55-55	155	25	35	5	0	5	28	55	.355	17	2	37	1	.307	2	5	2-2	70	107	9	.952	
7 Becca Schulte	.167	55-55	132	18	22	7	0	1	9	32	.242	21	2	24	1	.287	2	4	7-8	122	100	7	.969	

13 Sydney Loupe	.400	7-4	5	1	2	0	0	0	0	2	.400	0	0	1	0	.400	0	0	0-0	24	0	0	1.000	
24 Claire Weinberger	.303	25-14	33	12	10	2	0	0	2	12	.364	6	0	7	1	.410	0	0	0-0	11	0	0	1.000	
16 Taryn Antoine	.270	45-39	100	14	27	5	1	0	7	34	.340	15	0	20	0	.359	2	1	7-8	23	0	1	.958	
15 Sydney Springfield	.242	31-24	62	6	15	2	0	2	11	23	.371	14	0	14	2	.382	0	0	0-0	49	0	0	1.000	
9 Elyse Thornhill	.235	24-6	34	4	8	1	0	0	1	9	.265	5	1	4	0	.350	0	0	1-1	13	2	0	1.000	
27 Shelbi Sunseri	.233	29-27	73	10	17	4	1	6	12	41	.562	11	0	18	0	.333	0	1	0-0	0	3	0	1.000	
25 Allie Walljasper	.209	18-14	43	2	9	1	0	2	6	16	.372	3	0	6	1	.261	0	1	0-0	8	52	4	.938	
44 CC Caccamise	.125	17-9	8	1	1	0	0	0	0	1	.125	0	0	3	0	.125	0	0	0-0	78	2	2	.976	
5 Kara Goff	.111	12-1	9	3	1	1	0	0	4	2	.222	4	1	4	0	.429	0	0	0-0	0	0	0	.000	
0 Akiya Thymes	.083	24-2	12	3	1	0	0	0	0	1	.083	2	0	2	0	.214	0	0	4-5	2	0	0	1.000	
6 Maribeth Gorsuch	.000	2-2	1	0	0	0	0	0	0	0	.000	0	0	1	0	.000	0	0	0-0	2	9	0	1.000	
Totals	.263	55	1462	218	385	60	5	36	196	563	.385	182	13	246	11	.347	14	25	65-71	1181	441	42	.975	
Opponents	.185	55	1414	97	261	30	4	16	86	347	.245	102	23	356	4	.250	6	30	59-67	1121	424	49	.969	

LOB - Team (361), Opp (302). DPs turned - Team (15), Opp (24). CI - Team (1), Caccamise 1. IBB - Team (3), Doyle 3.

(All games Sorted by Earned run avg)

Player	era	w-l	app	gs	cg	sho	sv	ip	h	r	er	bb	so	2b	3b	hr	b/avg	wp	hp	bk	sfa	sha
25 Allie Walljasper	1.00	16-5	26	21	15	6/2	1	160.2	104	28	23	30	125	11	2	7	.179	4	6	0	1	12
21 Carley Hoover	1.26	16-6	25	19	18	8/0	1	144.1	84	37	26	44	174	11	0	6	.167	11	11	0	1	11
6 Maribeth Gorsuch	2.23	8-3	15	13	6	1/2	0	75.1	62	25	24	19	51	8	2	3	.222	2	5	0	3	4

27 Shelbi Sunseri	3.68	1-0	5	2	1	0/2	0	13.1	11	7	7	9	6	0	0	0	.224	0	1	0	1	3
Totals	1.42	41-14	55	55	40	18/3	2	393.2	261	97	80	102	356	30	4	16	.185	17	23	0	6	30
Opponents	3.41	14-41	55	55	26	6/1	1	373.2	385	218	182	182	246	60	5	36	.263	21	13	0	14	25

PB - Team (6), Schlattman 4, Caccamise 2, Opp (10). SBA/ATT - Schlattman (36-43), Hoover (22-28), Walljasper (21-22), Caccamise (14-15), Gorsuch (13-14), Springfield (8-8), Sunseri (3-3), Loupe (1-1).

2018 SEC Stats

Record: 13-10 Home: 10-2 Away: 3-8 SEC: 13-10

Player	avg	gp-gs	ab	r	h	2b	3b	hr	rbi	tb	slg%	bb	hp	so	gdp	ob%	sf	sh	sb-att	po	a	e	fld%	
8 Emily Griggs	.325	23-23	77	5	25	2	0	0	6	27	.351	8	0	4	1	.384	1	4	1-1	27	1	1	.966	
4 Aliyah Andrews	.322	23-23	90	8	29	0	1	0	1	31	.344	3	0	9	0	.344	0	1	10-10	38	0	1	.974	
16 Taryn Antoine	.266	22-21	64	7	17	4	1	0	4	23	.359	3	0	16	0	.294	1	1	4-4	15	0	1	.938	
22 Amanda Doyle	.263	23-23	80	7	21	6	0	2	10	33	.413	5	2	15	0	.318	1	0	0-0	166	5	1	.994	
1 Michaela Schlattman	.250	21-19	56	9	14	1	0	3	9	24	.429	3	0	10	2	.288	0	1	0-0	116	6	1	.992	
27 Shelbi Sunseri	.235	18-17	51	5	12	3	0	4	6	27	.529	8	0	11	0	.339	0	0	0-0	0	1	0	1.000	
23 Shemiah Sanchez	.224	23-22	67	6	15	5	0	2	10	26	.388	7	2	10	0	.308	2	0	1-1	17	45	3	.954	
7 Becca Schulte	.175	23-23	57	6	10	4	0	0	2	14	.246	5	2	13	0	.266	0	4	2-2	56	52	1	.991	
17 Amber Serrett	.123	23-23	73	4	9	3	0	0	5	12	.164	2	1	20	1	.158	0	3	0-0	33	50	5	.943	

13 Sydney Loupe	.500	2-1	4	1	2	0	0	0	0	2	.500	0	0	1	0	.500	0	0	0-0	7	0	0	1.000	
15 Sydney Springfield	.235	11-5	17	0	4	0	0	0	3	4	.235	4	0	5	1	.381	0	0	0-0	14	0	0	1.000	
25 Allie Walljasper	.143	3-2	7	0	1	0	0	0	0	1	.143	0	0	0	0	.143	0	0	0-0	5	15	3	.870	
9 Elyse Thornhill	.111	12-3	18	2	2	0	0	0	0	2	.111	3	0	3	0	.238	0	0	0-0	8	1	0	1.000	
24 Claire Weinberger	.000	10-2	4	2	0	0	0	0	0	0	.000	0	0	1	0	.000	0	0	0-0	2	0	0	1.000	
5 Kara Goff	.000	2-0	2	0	0	0	0	0	0	0	.000	0	0	1	0	.000	0	0	0-0	0	0	0	.000	
44 CC Caccamise	.000	3-2	1	0	0	0	0	0	0	0	.000	0	0	1	0	.000	0	0	0-0	19	0	0	1.000	
0 Akiya Thymes	.000	9-0	0	1	0	0	0	0	0	0	.000	0	0	0	0	.000	0	0	0-1	0	0	0	.000	
Totals	.241	23	668	63	161	28	2	11	56	226	.338	51	7	120	5	.300	5	14	18-19	524	197	18	.976	
Opponents	.212	23	643	58	136	14	3	13	50	195	.303	53	10	146	1	.281	3	13	32-36	523	207	19	.975	

LOB - Team (159), Opp (140). DPs turned - Team (8), Opp (8). IBB - Team (2), Doyle 2.

(SEC games only Sorted by Earned run avg)

Player	era	w-l	app	gs	cg	sho	sv	ip	h	r	er	bb	so	2b	3b	hr	b/avg	wp	hp	bk	sfa	sha
25 Allie Walljasper	1.46	5-2	11	8	5	1/1	1	67.1	50	16	14	16	43	6	1	6	.202	0	2	0	0	6
21 Carley Hoover	1.98	5-5	13	8	7	3/0	1	67.1	49	25	19	22	83	6	0	4	.199	7	5	0	0	3
6 Maribeth Gorsuch	2.40	3-3	7	6	2	0/1	0	35.0	32	12	12	11	15	2	2	3	.244	2	2	0	2	2

27 Shelbi Sunseri	7.00	0-0	2	1	0	0/0	0	5.0	5	5	5	4	5	0	0	0	.278	0	1	0	1	2
Totals	2.00	13-10	23	23	14	5/1	2	174.2	136	58	50	53	146	14	3	13	.212	9	10	0	3	13
Opponents	2.13	10-13	23	23	12	3/1	1	174.1	161	63	53	51	120	28	2	11	.241	8	7	0	5	14

PB - Team (4), Schlattman 2, Caccamise 2, Opp (8). SBA/ATT - Schlattman (22-26), Hoover (13-16), Walljasper (9-9), Gorsuch (8-9), Caccamise (5-5), Springfield (5-5), Sunseri (2-2).

Results

DATE	OPPONENT	RESULT	INN	LSU R-H-E	OPP. R-H-E	RECORD [SEC]	PITCHER OF RECORD	ATT	TIME
02/08	Illinois-Chicago	W, 3-0	7	3-4-0	0-2-0	1-0 [0-0]	Hoover [1-0]	1171	1:53
02/09	UT Arlington!	W, 9-2	7	9-11-1	2-6-1	2-0 [0-0]	Sunseri [1-0]	1458	2:36
02/09	Southern Miss!	W, 4-0	7	4-5-2	0-4-2	3-0 [0-0]	Walljasper [1-0]	1458	1:48
02/11	UMass!	W, 7-0	7	7-10-2	0-2-1	4-0 [0-0]	Walljasper [2-0]	533	1:52
02/13	ULM	W, 10-0	5	10-10-1	0-1-2	5-0 [0-0]	Hoover [2-0]	1507	1:39
02/16	Central Arkansas@	W, 3-0	7	3-7-0	0-2-2	6-0 [0-0]	Walljasper [3-0]	1064	1:45
02/16	Louisiana Tech@	W, 2-1	9	2-8-1	1-3-0	7-0 [0-0]	Hoover [3-0]	1365	2:36
02/17	Southern Utah@	W, 13-1	5	13-6-1	1-2-2	8-0 [0-0]	Gorsuch [1-0]	1435	1:49
02/17	Oregon State@	W, 3-2	7	3-9-1	2-5-1	9-0 [0-0]	Walljasper [4-0]	1684	2:05
02/18	Oregon State@	W, 1-0	7	1-3-0	0-3-0	10-0 [0-0]	Hoover [4-0]	1392	1:34
02/22	vs. San Jose State%	W, 4-0	7	4-10-0	0-5-0	11-0 [0-0]	Hoover [5-0]	271	1:44
02/22	at Pacific%	W, 9-0	5	9-11-1	0-3-3	12-0 [0-0]	Walljasper [5-0]	354	1:55
02/23	vs. Nevada%	W, 5-2	7	5-5-1	2-6-2	13-0 [0-0]	Gorusch [2-0]	245	1:46
02/24	vs. Fresno State#	W, 10-2	5	10-8-0	2-4-1	14-0 [0-0]	Hoover [6-0]	1256	1:58
02/24	vs. No. 3/4 UCLA#	L, 9-1	5	1-2-0	9-13-0	14-1 [0-0]	Walljasper [5-1]	1625	1:51
02/25	vs. No. 5/2 Oregon#	L, 4-0	7	0-2-1	4-3-0	14-2 [0-0]	Hoover [6-1]	857	1:48
03/02	Illinois State\$	W, 1-0	10	1-6-1	0-1-0	15-2 [0-0]	Gorsuch [3-0]	1034	2:38
03/02	No. 23/RV McNeese St.\$	W, 2-0	7	2-4-0	0-2-3	16-2 [0-0]	Walljasper [6-1]	1589	2:00
03/03	Purdue\$	W, 6-2	7	6-8-1	2-6-1	17-2 [0-0]	Walljasper [7-1]	1588	2:07
03/03	Florida Atlantic\$	W, 6-1	7	6-8-0	1-4-0	18-2 [0-0]	Hoover [7-1]	1588	2:06
03/04	Florida Atlantic\$	W, 5-1	7	5-7-2	1-5-1	19-2 [0-0]	Walljasper [8-1]	1294	1:49
03/09	No. 10/10 Auburn	W, 3-2	14	3-14-0	2-11-4	20-2 [1-0]	Hoover [8-1]	1543	4:17
03/10	No. 10/10 Auburn	W, 3-2	7	3-8-1	2-4-1	21-2 [2-0]	Walljasper [9-1]	2198	2:12
03/11	No. 10/10 Auburn	W, 1-0	7	1-5-1	0-3-0	22-2 [3-0]	Hoover [9-1]	1784	1:34
03/13	Western Kentucky	W, 7-3	7	7-12-0	3-7-1	23-2 [3-0]	Walljasper [10-1]	1178	2:16
03/17	at No. 24/23 Kentucky	L, 4-1	7	1-5-0	4-6-1	23-3 [3-1]	Hoover [9-2]	789	1:44
03/18	at No. 24/23 Kentucky	L, 2-0	7	0-5-2	2-6-0	23-4 [3-2]	Walljasper [10-2]	1203	1:47
03/22	BYU	W, 2-1	12	2-7-2	1-4-1	24-4 [3-2]	Hoover [10-2]	1302	3:26
03/23	BYU	W, 8-0	5	8-10-0	0-2-1	25-4 [3-2]	Gorsuch [4-0]	1297	1:28
03/24	No. 13 Baylor	W, 5-3	8	5-6-2	3-9-1	26-4 [3-2]	Hoover [11-2]	1246	2:12
03/24	North Dakota State	L, 1-0	9	0-5-3	1-4-1	26-5 [3-2]	Walljasper [10-3]	1588	2:22
03/27	Southern Miss	W, 4-1	7	4-8-0	1-5-0	27-5 [3-2]	Gorsuch [5-0]	1181	1:49
03/30	at Missouri-1	W, 2-1	10	2-1-7	1-6-3	28-5 [4-2]	Hoover [12-2]	1296	2:42
03/30	at Missouri-2	W, 9-2	7	9-12-0	2-5-1	29-5 [5-2]	Gorsuch [6-0]	1296	2:22
03/31	at Missouri	L, 5-4	7	4-10-1	5-3-1	29-6 [5-3]	Hoover [12-3]	874	2:02
04/03	at McNeese	W, 9-1	5	9-9-0	1-1-0	30-6 [5-3]	Hoover [13-3]	1228	1:49
04/06	Ole Miss	W, 2-1	19	2-8-2	1-7-0	31-6 [6-3]	Walljasper [11-3]	1519	4:34
04/07	Ole Miss	W, 1-0	7	1-3-0	0-2-0	32-6 [7-3]	Hoover [14-3]	1789	1:56
04/08	Ole Miss	L, 3-1	7	1-2-2	3-8-0	32-7 [7-4]	Gorsuch [6-1]	1837	1:48
04/13	at No. 10/13 Tennessee	L, 4-2	7	2-9-0	4-9-0	32-8 [7-5]	Walljasper [11-4]	2223	2:15
04/14	at No. 10/13 Tennessee	L, 3-2	7	2-5-0	3-3-2	32-9 [7-6]	Hoover [14-4]	2152	2:21
04/14	at No. 10/13 Tennessee	L, 6-4	8	4-8-2	6-9-1	32-10 [7-7]	Hoover [14-5]	2123	2:36
04/17	Northwestern St.	W, 8-0	5	8-8-0	0-2-0	33-10 [7-7]	Walljasper [12-4]	1309	1:37
04/20	No. 9/9 Texas A&M	W, 2-0	7	2-5-0	0-3-2	34-10 [8-7]	Hoover [15-5]	1696	1:56
04/21	No. 9/9 Texas A&M	W, 3-2	7	3-8-4	2-6-0	35-10 [9-7]	Walljasper [13-4]	2361	2:12
04/22	No. 9/9 Texas A&M	L, 6-0	7	0-3-0	6-10-0	35-11 [9-8]	Gorsuch [6-2]	1759	2:09
04/24	South Alabama	W, 4-0	7	4-6-1	0-0-1	36-11 [9-8]	Hoover [16-5]	1250	1:56
04/27	at No. 5/5 Florida	L, 7-0	7	0-3-1	7-9-0	36-12 [9-9]	Hoover [16-6]	1703	1:49
04/28	at No. 5/5 Florida	W, 3-0	7	3-7-0	0-3-0	37-12 [10-9]	Gorsuch [7-2]	2121	2:03
04/29	at No. 5/5 Florida	L, 5-3	7	3-3-0	5-6-0	37-13 [10-10]	Gorsuch [7-3]	2029	1:50
05/06	No. 16/15 Arkansas	W, 2-1	7	2-10-1	1-5-1	38-13 [11-10]	Walljasper [14-4]	1619	2:04
05/07	No. 16/15 Arkansas	W, 10-2	5	10-13-0	2-8-2	39-13 [12-10]	Gorsuch [8-3]	2001	1:55
05/08	No. 16/15 Arkansas	W, 5-0	7	5-8-0	0-4-0	40-13 [13-10]	Walljasper [15-4]	1762	1:48
05/09	vs. Ole Miss^	W, 4-1	7	4-6-0	1-6-1	41-13 [13-10]	Walljasper [16-4]	1,456	1:28
05/10	vs. No. 7/8 Tennessee^	L, 1-0	7	0-3-0	1-4-0	41-14 [13-10]	Walljasper [16-5]	1,567	1:27

Rankings reflect NFCA and USA Softball Top 25 on day of competition; Home games are bolded and played at Tiger Park; !-Tiger Classic; @-Purple and Gold Challenge; %-Libby Matons Tournament, #-Mary Nutter Collegiate Classic; \$-LSU Invitational; &-LSU Round Robin; [SEC]-SEC contest; ^-SEC Tournament

Hitting Streaks, MULTI-HIT, MULTI-RBI

HITTING STREAKS

PLAYER	LONGEST	CURRENT
Aliyah Andrews	10	1
Amanda Doyle	8	-
Taryn Antoine	8	1
Emily Griggs	6	-
Michaela Schlattman	5	3
Amber Serrett	5	-
Becca Schulte	4	-
Shemiah Sanchez	4	-
Sydney Springfield	4	-
Allie Walljasper	3	-
Claire Weinberger	3	-
Shelbi Sunseri	3	-
Elyse Thornhill	2	-
Sydney Loupe	2	2
CC Caccamise	1	-
Akiya Thymes	1	-
Kara Goff	1	-

MULTIPLE RBI GAMES

PLAYER	2	3	4	5+	TOTAL
Amanda Doyle	7	2	1	1	11
Amber Serrett	5	3	-	-	8
Emily Griggs	5	1	-	-	6
Shemiah Sanchez	3	2	1	-	6
Shelbi Sunseri	3	1	-	-	4
M. Schlattman	2	2	1	-	5
Sydney Springfield	1	-	1	-	2
Allie Walljasper	-	-	1	-	1
Kara Goff	-	1	-	-	1
Becca Schulte	-	1	-	-	1
Aliyah Andrews	1	-	-	-	1

MULTIPLE HIT GAMES

PLAYER	2	3	4	5+	TOTAL
Aliyah Andrews	15	2	1	-	18
Amanda Doyle	15	3	-	-	18
Emily Griggs	9	3	1	-	13
Amber Serrett	7	-	-	-	7
Shelbi Sunseri	5	-	-	-	5
M. Schlattman	6	-	-	-	6
Shemiah Sanchez	4	1	-	-	5
Sydney Springfield	2	-	-	-	2
Becca Schulte	2	1	-	-	3
Taryn Antoine	3	-	-	-	3
Allie Walljasper	1	-	-	-	1
Claire Weinberger	1	-	-	-	1

Home Run Tracker

HOME RUN TRACKER

NO.	PLAYER	OPPONENT (DATE)	PITCHER	ON-BASE	INNING	OUTS	COUNT	SCORE	FINAL
1	Shemiah Sanchez [1]	UMass (2/11/18)	Colleran	1	1	1	3-2	0-0	W, 7-0
2	Amber Serrett [1]	UMass (2/11/18)	Oliver	2	5	2	0-1	4-0	W, 7-0
3	Amanda Doyle [1]	Southern Utah (2/17/18)	Lilly	1	3	2	2-2	2-1	W, 13-1
4	Amanda Doyle [2]	vs. San Jose State (2/22/18)	Aurin	1	1	1	2-2	1-0	W, 4-0
5	Becca Schulte [1]	at Pacific (2/22/18)	Walters	1	4	0	0-1	2-0	W, 9-0
6	Allie Walljasper [1]	vs. Nevada (2/23/18)	Jensen	0	3	0	3-1	0-2	W, 5-2
7	Emily Griggs [1]	vs. Fresno State (2/24/18)	Kennedy-Cummings	1	3	0	2-0	1-1	W, 10-2
8	Amber Serrett [2]	McNeese State (03/02/18)	Settle	1	7	2	2-1	0-0	W, 2-0
9	Amanda Doyle [3]	Purdue (03/03/18)	Bates	2	5	1	2-2	2-2	W, 6-2
10	Sydney Springfield [1]	Florida Atlantic (03/04/18)	Lokeinsky	3	1	1	2-0	0-0	W, 5-1
11	Amber Serrett [3]	WKU (03/13/18)	Nunn	2	3	0	0-0	0-3	W, 7-3
12	Sydney Springfield [2]	WKU (03/13/18)	Aikey	0	5	1	1-0	5-3	W, 7-3
13	Michaela Schlattman [1]	BYU (03/23/18)	Moffat	2	1	1	0-0	0-0	W, 8-0
14	Amber Serrett [4]	No. 13 Baylor	Rodoni	1	5	0	0-0	0-2	W, 5-3
15	Shemiah Sanchez [2]	No. 13 Baylor	Rodoni	0	7	0	0-2	2-3	W, 5-3
16	Amanda Doyle [4]	No. 13 Baylor	Rodoni	1	8	0	0-0	3-3	W, 5-3
17	Shelbi Sunseri [1]	Southern Miss	Robles	0	2	2	0-1	1-0	W, 4-1
18	Shelbi Sunseri [2]	at Missouri	Daniel	1	7	0	1-0	6-1	W, 9-2
19	Shelbi Sunseri [3]	at Missouri	Norman	0	6	1	2-1	3-0	L, 5-4
20	Shemiah Sanchez [3]	at McNeese State	Settle	2	1	1	0-1	0-0	W, 9-1
21	Amanda Doyle [5]	at McNeese State	Coons	2	2	1	0-0	3-0	W, 9-1
22	Shemiah Sanchez [4]	at McNeese State	Coons	0	2	1	3-2	6-0	W, 9-1
23	Michaela Schlattman [2]	at McNeese State	Coons	0	2	2	3-2	7-0	W, 9-1
24	Amber Serrett [5]	at McNeese State	Coons	0	2	2	2-0	8-0	W, 9-1
25	Shelbi Sunseri [4]	Ole Miss	Tillmann	0	7	0	0-0	0-0	W, 1-0
26	Amanda Doyle [6]	Ole Miss	Lee	0	7	0	0-2	0-3	L, 3-1
27	Allie Walljasper [2]	Northwestern St.	Brown	3	4	1	2-2	1-0	W, 8-0
28	Shelbi Sunseri [5]	South Alabama	Brown	2	6	0	2-2	0-0	W, 4-0
29	Michaela Schlattman [3]	at Florida	Ocasio	1	5	1	1-0	0-0	W, 3-0
30	Shemiah Sanchez [5]	at Florida	Barnhill	0	5	1	3-2	0-0	L, 5-3
31	Michaela Schlattman [4]	at Florida	Barnhill	1	5	2	1-2	1-0	L, 5-3
32	Amanda Doyle [7]	Arkansas	Haff	0	7	0	0-0	1-1	W, 2-1
33	Michaela Schlattman [5]	Arkansas	Storms	1	4	1	0-2	2-2	W, 10-2
34	Shelbi Sunseri [6]	Arkansas	Hedgcock	1	5	0	1-1	6-2	W, 10-2
35	Shemiah Sanchez [6]	Arkansas	Haff	2	3	2	1-2	2-0	W, 5-0
36	Michaela Schlattman [6]	Ole Miss	Lee	3	2	1	2-0	0-0	W, 4-1

Bold represents game tying or go-ahead home run

Starting Lineups

INNING-BY-INNING

	1	2	3	4	5	6	7	Ex	To
LSU	25	30	42	44	39	14	15	9	218
Opponent	13	12	13	12	12	19	12	4	97

RECORD WHEN LEADING

Inn	1	2	3	4	5	6
W-L	13-1	18-2	25-1	29-1	23-1	23-2

RECORD WHEN TRAILING

Inn	1	2	3	4	5	6
W-L	3-6	5-8	3-8	3-9	0-9	1-10

RECORD WHEN TIED

Inn	1	2	3	4	5	6
W-L	25-7	18-4	13-5	9-4	10-3	9-1

STARTERS BY POSITION

P	STARTS	RECORD
Allie Walljasper	21	16-5
Carley Hoover	19	13-6
Maribeth Gorsuch	14	11-3
Shelbi Sunseri	2	1-1

C	STARTS	RECORD
Michaela Schlattman	34	22-12
Sydney Springfield	8	7-1
CC Caccamise	9	8-1
Sydney Loupe	4	4-0

1B	STARTS	RECORD
Amanda Doyle	52	39-13
Elyse Thornhill	2	1-1
Sydney Springfield	1	1-0

2B	STARTS	RECORD
Becca Schulte	55	41-14

SS	STARTS	RECORD
Amber Serrett	55	41-14

3B	STARTS	RECORD
Shemiah Sanchez	52	39-13
Amanda Doyle	3	2-1

LF	STARTS	RECORD
Aliyah Andrews	55	41-14

CF	STARTS	RECORD
Emily Griggs	55	41-14

RF	STARTS	RECORD
Taryn Antoine	39	27-12
Claire Weinberger	14	12-2
Akiya Thymes	2	2-0

DP	STARTS	RECORD
Shelbi Sunseri	26	17-9
Sydney Springfield	15	12-3
Michaela Schlattman	7	6-1
Elyse Thornhill	4	3-1
Allie Walljasper	2	2-0
Kara Goff	1	1-0

STARTERS BY LINEUP SPOT

LEADOFF	STARTS	RECORD
Aliyah Andrews	48	34-14
Emily Griggs	7	7-0

2ND	STARTS	RECORD
Emily Griggs	33	25-8
Taryn Antoine	15	9-6
Aliyah Andrews	7	6-0

3RD	STARTS	RECORD
Amber Serrett	15	12-3
Amanda Doyle	14	9-5
Emily Griggs	15	9-6
Shemiah Sanchez	9	9-0
Michaela Schlattman	2	2-0

CLEANUP	STARTS	RECORD
Amanda Doyle	41	32-9
Michaela Schlattman	7	5-2
Shemiah Sanchez	5	4-1
Shelbi Sunseri	2	0-2

5TH	STARTS	RECORD
Shemiah Sanchez	23	14-9
Sydney Springfield	16	13-3
Allie Walljasper	7	7-0

Michaela Schlattman	3	2-1
Shelbi Sunseri	5	4-1
Elyse Thornhill	1	1-0

6TH	STARTS	RECORD
Amber Serrett	19	14-5
Becca Schulte	16	13-3
Shelbi Sunseri	10	6-4
Shemiah Sanchez	1	1-0
Elyse Thornhill	4	3-1
Michaela Schlattman	3	3-0
Taryn Antoine	1	0-1
Sydney Springfield	1	1-0

7TH	STARTS	RECORD
Amber Serrett	19	13-6
Becca Schulte	14	12-2
Shemiah Sanchez	6	5-1
Sydney Springfield	5	4-1
Michaela Schlattman	6	4-2
Shelbi Sunseri	4	2-2
Allie Walljasper	1	1-0

8TH	STARTS	RECORD
Michaela Schlattman	20	12-8
Allie Walljasper	5	5-0
Shemiah Sanchez	6	4-2
Shelbi Sunseri	5	5-0
Becca Schulte	9	7-2
Sydney Springfield	2	2-0
Amber Serrett	2	2-0
Maribeth Gorsuch	1	1-0
CC Caccamise	2	1-1
Elyse Thornhill	1	0-1
Sydney Loupe	1	1-0
Kara Goff	1	1-0

9TH	STARTS	RECORD
Taryn Antoine	22	17-5
Becca Schulte	16	9-7
Claire Weinberger	13	11-2
Shemiah Sanchez	2	2-0
Akiya Thymes	2	2-0

Career Stats

#00 AKIYA THYMES' CAREER STATISTICS

YEAR	AVG	GP-GS	AB	R	H	2B	3B	HR	RBI	TB	SLG%	BB	HBP	SO	GDP	OB%	SF	SH	SB-ATT	PO	A	E	FLD%
2016	.000	31-0	2	10	0	0	0	0	0	0	.000	1	0	0	0	.333	0	0	12-14	0	0	0	.000
2018	.083	24-2	12	3	1	0	0	0	0	1	.083	2	0	2	0	.214	0	0	4-5	2	0	0	1.000
TOTAL	.071	55-2	14	13	1	0	0	0	0	1	.071	3	0	2	0	.235	0	0	16-19	2	0	0	1.000

#1 MICHAELA SCHLATTMAN'S CAREER STATISTICS

YEAR	AVG	GP-GS	AB	R	H	2B	3B	HR	RBI	TB	SLG%	BB	HBP	SO	GDP	OB%	SF	SH	SB-ATT	PO	A	E	FLD%
2018	.248	44-41	113	18	28	1	0	6	17	47	.416	7	2	21	3	.303	0	1	1-1	238	14	2	.992
TOTAL	.248	44-41	113	18	28	1	0	6	17	47	.416	7	2	21	3	.303	0	1	1-1	238	14	2	.992

#4 ALIYAH ANDREWS' CAREER STATISTICS

YEAR	AVG	GP-GS	AB	R	H	2B	3B	HR	RBI	TB	SLG%	BB	HBP	SO	GDP	OB%	SF	SH	SB-ATT	PO	A	E	FLD%
2017	.339	64-52	127	30	43	0	0	0	4	43	.339	7	1	13	0	.375	1	5	11-13	68	3	2	.973
2018	.333	55-55	192	31	64	2	1	0	7	68	.354	10	1	17	0	.369	0	4	38-39	74	0	2	.974
TOTAL	.335	119-107	319	61	107	2	1	0	11	111	.348	17	2	30	0	.372	1	9	49-52	142	3	4	.973

#5 KARA GOFF'S CAREER STATISTICS

YEAR	AVG	GP-GS	AB	R	H	2B	3B	HR	RBI	TB	SLG%	BB	HBP	SO	GDP	OB%	SF	SH	SB-ATT	PO	A	E	FLD%
2018	.111	12-1	9	3	1	1	0	0	4	2	.222	4	1	4	0	.429	0	0	0-0	0	0	0	.000
TOTAL	.111	12-1	9	3	1	1	0	0	4	2	.222	4	1	4	0	.429	0	0	0-0	0	0	0	.000

#6 MARIBETH GORSUCH'S CAREER STATISTICS

YEAR	AVG	GP-GS	AB	R	H	2B	3B	HR	RBI	TB	SLG%	BB	HBP	SO	GDP	OB%	SF	SH	SB-ATT	PO	A	E	FLD%
2017	.000	4-2	7	0	0	0	0	0	0	0	.000	0	0	3	0	.000	0	0	0-0	3	6	0	1.000
2018	.000	2-2	1	0	0	0	0	0	0	0	.000	0	0	1	0	.000	0	0	0-0	2	9	0	1.000
TOTALS	.000	6-4	8	0	0	0	0	0	0	0	.000	0	0	4	0	.000	0	0	0-0	5	15	0	1.000

YEAR	ERA	W-L	APP-GS	CG	SHO/CBO	SV	IP	H	R	ER	BB	SO	2B	3B	HR	BF	B/AVG	WP	HBP	BK	SFA	SHA
2017	5.00	3-1	9-6	3	0/0	0	28.0	29	21	20	16	26	6	0	3	135	.269	1	7	3	2	2
2018	2.23	8-3	15-13	6	1/2	0	75.1	62	25	24	19	51	8	2	3	310	.222	2	5	0	3	4
TOTALS	2.98	11-4	24-19	9	1/2	0	103.1	91	46	44	35	77	14	2	6	445	.235	3	12	3	5	6

#7 BECCA SCHULTE'S CAREER STATISTICS

YEAR	AVG	GP-GS	AB	R	H	2B	3B	HR	RBI	TB	SLG%	BB	HBP	SO	GDP	OB%	SF	SH	SB-ATT	PO	A	E	FLD%
2018	.167	55-55	132	18	22	7	0	1	9	32	.242	21	2	24	1	.287	2	4	7-8	122	100	7	.969
TOTAL	.167	55-55	132	18	22	7	0	1	9	32	.242	21	2	24	1	.287	2	4	7-8	122	100	7	.969

#8 EMILY GRIGGS' CAREER STATISTICS

YEAR	AVG	GP-GS	AB	R	H	2B	3B	HR	RBI	TB	SLG%	BB	HBP	SO	GDP	OB%	SF	SH	SB-ATT	PO	A	E	FLD%
2015	.343	62-61	140	35	48	4	2	0	15	56	.400	22	0	27	1	.432	0	4	14-17	79	1	2	.976
2016	.294	70-70	214	50	63	7	2	0	16	74	.346	26	0	28	0	.371	0	7	6-8	53	2	1	.982
2017	.317	70-70	230	43	73	7	0	0	27	80	.348	16	0	25	1	.362	0	5	6-9	83	2	0	1.000
2018	.299	55-55	174	26	52	6	2	1	22	65	.374	24	0	13	1	.382	1	7	3-4	50	2	1	.981
TOTALS	.311	257-256	758	154	236	24	6	1	80	275	.363	88	0	93	3	.383	1	23	29-38	265	7	4	.986

#9 ELYSE THORNHILL'S CAREER STATISTICS

YEAR	AVG	GP-GS	AB	R	H	2B	3B	HR	RBI	TB	SLG%	BB	HBP	SO	GDP	OB%	SF	SH	SB-ATT	PO	A	E	FLD%
2016	.242	34-27	62	7	15	5	0	0	9	20	.232	12	1	17	0	.372	2	1	3-3	28	2	0	1.000
2017	.220	22-17	50	5	11	1	0	0	7	12	.240	3	1	6	0	.278	0	1	0-0	34	2	0	1.000
2018	.235	24-6	34	4	8	1	0	0	1	9	.265	5	1	4	0	.350	0	0	1-1	13	2	0	1.000
TOTAL	.233	80-50	146	15	34	7	0	0	17	41	.281	21	3	27	0	.337	2	2	4-4	75	6	0	1.000

#13 SYDNEY LOUPE'S CAREER STATISTICS

YEAR	AVG	GP-GS	AB	R	H	2B	3B	HR	RBI	TB	SLG%	BB	HBP	SO	GDP	OB%	SF	SH	SB-ATT	PO	A	E	FLD%
2015	.000	1-0	1	0	0	0	0	0	0	0	.000	0	0	0	0	.000	0	0	0-0	0	0	0	.000
2016	.000	1-0	1	0	0	0	0	0	0	0	.000	0	0	0	0	.000	0	0	0-0	0	0	0	.000
2017	.000	9-0	1	3	0	0	0	0	0	0	.000	0	0	0	0	.000	0	0	0-0	0	0	0	.000
2018	.400	7-4	5	1	2	0	0	0	0	2	.400	0	0	1	0	.400	0	0	0-0	24	0	0	1.000
TOTALS	.250	18-4	8	4	2	0	0	0	0	2	.250	0	0	1	0	.250	0	0	0-0	24	0	0	1.000

#15 SYDNEY SPRINGFIELD'S CAREER STATISTICS

YEAR	AVG	GP-GS	AB	R	H	2B	3B	HR	RBI	TB	SLG%	BB	HBP	SO	GDP	OB%	SF	SH	SB-ATT	PO	A	E	FLD%
2017	.259	60-57	162	21	42	7	0	10	41	79	.488	11	1	40	1	.307	2	4	0-1	193	7	2	.990
2018	.242	31-24	62	6	15	2	0	2	11	23	.371	14	0	14	2	.382	0	0	0-0	49	0	0	1.000
TOTAL	.254	91-81	224	27	57	9	0	12	52	102	.455	25	1	54	3	.329	2	4	0-1	242	7	2	.992

#16 TARYN ANTOINE CAREER STATISTICS

YEAR	AVG	GP-GS	AB	R	H	2B	3B	HR	RBI	TB	SLG%	BB	HBP	SO	GDP	OB%	SF	SH	SB-ATT	PO	A	E	FLD%
2018	.270	45-39	100	14	27	5	1	0	7	34	.340	15	0	20	0	.359	2	1	7-8	23	0	1	.958
TOTAL	.270	45-39	100	14	27	5	1	0	7	34	.340	15	0	20	0	.359	2	1	7-8	23	0	1	.958

Career Stats

#17 AMBER SERRETT'S CAREER STATISTICS

YEAR	AVG	GP-GS	AB	R	H	2B	3B	HR	RBI	TB	SLG%	BB	HBP	SO	GDP	OB%	SF	SH	SB-ATT	PO	A	E	FLD%
2016	.304	65-63	161	31	49	9	0	2	24	64	.398	18	1	20	3	.376	1	5	5-5	92	106	7	.966
2017	.263	70-70	175	27	46	8	1	4	21	68	.389	12	6	25	1	.328	2	3	0-1	85	131	15	.935
2018	.226	55-55	155	25	35	5	0	5	28	55	.355	17	2	37	1	.307	2	5	2-2	70	107	9	.952
TOTAL	.265	190-188	491	83	130	22	1	11	73	187	.381	47	9	82	5	.337	5	13	7-8	247	344	31	.950

#21 CARLEY HOOVER'S CAREER STATISTICS

YEAR	AVG	GP-GS	AB	R	H	2B	3B	HR	RBI	TB	SLG%	BB	HBP	SO	GDP	OB%	SF	SH	SB-ATT	PO	A	E	FLD%
2015	.000	1-1	3	0	0	0	0	0	1	0	.000	0	0	0	0	.000	0	0	0-0	3	28	0	1.000
2016	.083	41-25	12	0	1	0	0	0	2	1	.083	6	0	4	0	.389	0	1	0-0	2	41	3	.935
2017	.000	0-0	0	0	0	0	0	0	0	0	.000	0	0	0	0	.000	0	0	0-0	5	36	1	.976
2018	.000	0-0	0	0	0	0	0	0	0	0	.000	0	0	0	0	.000	0	0	0-0	4	30	2	.944
TOTALS	.067	42-26	15	0	1	0	0	0	3	1	.067	6	0	4	0	.333	0	1	0-0	14	135	6	.961

YEAR	ERA	W-L	APP-GS	CG	SHO/CBO	SV	IP	H	R	ER	BB	SO	2B	3B	HR	BF	B/AVG.	WP	HBP	BK	SFA	SHA
2015	1.78	18-7	35-22	15	6/0	5	169.0	138	51	43	70	174	12	1	12	721	.217	16	6	0	2	8
2016	2.27	22-8	41-25	19	3/2	2	194.1	153	83	63	83	225	26	1	15	857	.210	19	30	3	4	12
2017	1.19	15-8	33-19	14	4/1	1	159.0	99	43	27	71	169	14	0	6	662	.175	19	14	0	4	7
2018	1.26	16-6	25-19	18	8/0	1	144.1	84	37	26	44	174	11	0	6	527	.167	11	11	0	1	11
TOTALS	1.67	71-29	134-85	66	21/3	9	666.2	474	214	159	268	742	63	2	39	2812	.195	65	61	3	11	38

#22 AMANDA DOYLE'S CAREER STATISTICS

YEAR	AVG	GP-GS	AB	R	H	2B	3B	HR	RBI	TB	SLG%	BB	HBP	SO	GDP	OB%	SF	SH	SB-ATT	PO	A	E	FLD%
2017	.236	62-60	178	13	42	9	1	4	26	65	.365	10	3	24	1	.286	1	2	0-1	281	25	4	.987
2018	.335	55-55	173	24	58	14	0	7	44	93	.538	17	2	29	1	.393	4	0	0-1	368	22	3	.992
TOTAL	.285	117-115	351	37	100	23	1	11	70	158	.450	27	5	53	2	.340	5	2	0-2	649	47	7	.990

#23 SHEMIAH SANCHEZ'S CAREER STATISTICS

YEAR	AVG	GP-GS	AB	R	H	2B	3B	HR	RBI	TB	SLG%	BB	HBP	SO	GDP	OB%	SF	SH	SB-ATT	PO	A	E	FLD%
2016	.276	19-9	29	5	8	3	0	0	10	11	.379	4	2	8	0	.400	0	1	0-1	10	13	0	1.000
2017	.233	60-59	150	29	35	5	0	2	18	46	.307	14	6	21	1	.318	3	2	3-3	58	138	16	.925
2018	.245	54-52	143	20	35	9	0	6	26	62	.434	26	2	25	0	.362	3	1	2-2	45	98	9	.941
TOTALS	.242	133-120	322	54	78	17	0	8	54	119	.370	44	10	54	1	.346	6	4	5-6	113	249	25	.935

#24 CLAIRE WEINBERGER'S CAREER STATISTICS

YEAR	AVG	GP-GS	AB	R	H	2B	3B	HR	RBI	TB	SLG%	BB	HBP	SO	GDP	OB%	SF	SH	SB-ATT	PO	A	E	FLD%
2017	.222	32-4	9	8	2	0	0	0	2	2	.222	3	0	2	0	.417	0	0	4-7	3	0	0	1.000
2018	.303	25-14	33	12	10	2	0	0	2	12	.364	6	0	7	1	.410	0	0	0-0	11	0	0	1.000
TOTAL	.286	57-18	42	20	12	2	0	0	4	14	.333	9	0	9	1	.412	0	0	4-7	14	0	0	1.000

#25 ALLIE WALLJASPER'S CAREER STATISTICS

YEAR	AVG	GP-GS	AB	R	H	2B	3B	HR	RBI	TB	SLG%	BB	HBP	SO	GDP	OB%	SF	SH	SB-ATT	PO	A	E	FLD%
2015	.188	19-17	48	4	9	0	0	2	7	15	.313	1	1	9	2	.220	0	0	0-0	6	19	6	.806
2016	.222	46-36	81	4	18	1	0	3	8	28	.346	9	2	15	0	.315	0	2	0-0	5	27	2	.941
2017	.250	27-20	56	5	14	3	0	2	13	23	.411	7	1	9	1	.338	1	1	0-0	7	34	0	1.000
2018	.209	18-14	43	2	9	1	0	2	6	16	.372	3	0	6	1	.261	0	1	0-0	7	49	4	.933
TOTAL	.219	110-87	228	15	50	5	0	9	34	82	.360	20	4	39	4	.292	1	4	0-0	25	129	12	.928

YEAR	ERA	W-L	APP-GS	CG	SHO/CBO	SV	IP	H	R	ER	BB	SO	2B	3B	HR	BF	B/AVG.	WP	HBP	BK	SFA	SHA
2015	1.83	16-5	26-22	13	5/0	1	130.1	113	56	34	30	97	5	3	8	566	.224	2	13	0	5	13
2016	1.78	11-6	29-22	11	4/1	3	138.0	128	47	35	27	93	16	2	6	595	.239	4	16	0	4	12
2017	1.61	18-6	35-26	19	6/1	2	165.0	135	48	38	28	101	17	1	5	672	.219	5	11	1	3	13
2018	1.00	16-5	26-21	15	6/2	1	160.2	104	28	23	30	125	11	2	7	631	.179	4	6	0	1	12
TOTAL	1.53	61-22	116-91	58	21/4	7	594.0	480	179	130	115	416	49	8	26	2464	.214	15	46	1	13	50

#27 SHELBI SUNSERI'S CAREER STATISTICS

YEAR	AVG	GP-GS	AB	R	H	2B	3B	HR	RBI	TB	SLG%	BB	HBP	SO	GDP	OB%	SF	SH	SB-ATT	PO	A	E	FLD%
2018	.233	29-27	73	10	17	4	1	6	12	41	.562	11	0	18	0	.333	0	1	0-0	0	3	0	1.000
TOTAL	.233	29-27	73	10	17	4	1	6	12	41	.562	11	0	18	0	.333	0	1	0-0	0	3	0	1.000

YEAR	ERA	W-L	APP-GS	CG	SHO/CBO	SV	IP	H	R	ER	BB	SO	2B	3B	HR	BF	B/AVG.	WP	HBP	BK	SFA	SHA
2018	3.68	1-0	5-2	1	0/2	0	13.1	11	7	7	9	6	0	0	0	63	.224	0	1	0	1	3
TOTAL	3.68	1-0	5-2	1	0/2	0	13.1	11	7	7	9	6	0	0	0	63	.224	0	1	0	1	3

#44 CC CACCAMISE'S CAREER STATISTICS

YEAR	AVG	GP-GS	AB	R	H	2B	3B	HR	RBI	TB	SLG%	BB	HBP	SO	GDP	OB%	SF	SH	SB-ATT	PO	A	E	FLD%
2018	.125	17-9	8	1	1	0	0	0	0	1	.125	0	0	3	0	.125	0	0	0-0	78	2	2	.976
TOTAL	.125	17-9	8	1	1	0	0	0	0	1	.125	0	0	3	0	.125	0	0	0-0	78	2	2	.976

Team Game Highs

Batting

At bats:	61	-	vs Ole Miss (Apr 06, 2018)
Runs scored:	13	-	vs Southern Utah (Feb 17, 2018)
Hits:	14	-	vs Auburn (Mar 09, 2018)
RBI:	12	-	vs Southern Utah (Feb 17, 2018)
Doubles:	4	-	vs Texas A&M (Apr 21, 2018)
	4	-	vs South Alabama (Apr 24, 2018)
Triples:	1	-	(5 times)
Home runs:	5	-	at McNeese State (Apr 03, 2018)
Total bases:	24	-	at McNeese State (Apr 03, 2018)
Walks:	10	-	vs Southern Utah (Feb 17, 2018)
	10	-	vs Fresno State (Feb 24, 2018 at Cathedral City, CA)
Strikeouts:	15	-	at Florida (Apr 27, 2018)
Sac hits:	2	-	(6 times)
Sac flies:	2	-	vs Central Arkansas (Feb 16, 2018)
	2	-	at Tennessee (Apr 14, 2018)
Stolen bases:	5	-	vs WKU (Mar 13, 2018)
Hit by pitch:	2	-	vs Arkansas (May 06, 2018)
Caught stealing:	1	-	(6 times)
Runners LOB:	17	-	vs Auburn (Mar 09, 2018)
Hit into DP:	2	-	vs UT Arlington (Feb 09, 2018)
	2	-	vs Fresno State (Feb 24, 2018 at Cathedral City, CA)
	2	-	vs Illinois State (Mar 02, 2018)

Fielding

Putouts:	57	-	vs Ole Miss (Apr 06, 2018)
Assists:	27	-	vs Ole Miss (Apr 06, 2018)
Errors:	4	-	vs Texas A&M (Apr 21, 2018)
Passed balls:	2	-	at Tennessee (Apr 14, 2018)
DPs turned:	2	-	vs Nevada (Feb 23, 2018 at Stockton, Calif.)
	2	-	vs Texas A&M (Apr 21, 2018)

Pitching

Innings pitched:	19.0	-	vs Ole Miss (Apr 06, 2018)
Runs allowed:	9	-	vs UCLA (Feb 24, 2018 at CATHEDRAL CITY, CA)
Earned runs:	9	-	vs UCLA (Feb 24, 2018 at CATHEDRAL CITY, CA)
Walks allowed:	5	-	vs BYU (Mar 22, 2018)
	5	-	at Mizzou (Mar 31, 2018)
	5	-	at Florida (Apr 28, 2018)
Strikeouts:	16	-	vs Auburn (Mar 09, 2018)
Hits allowed:	13	-	vs UCLA (Feb 24, 2018 at CATHEDRAL CITY, CA)
Doubles allowed:	3	-	vs UCLA (Feb 24, 2018 at CATHEDRAL CITY, CA)
	3	-	at Florida (Apr 27, 2018)
Triples allowed:	1	-	(4 times)
Homers allowed:	2	-	at Kentucky (Mar 17, 2018)
	2	-	at Tennessee (Apr 13, 2018)
	2	-	vs Texas A&M (Apr 22, 2018)
Wild pitches:	3	-	at Tennessee (Apr 14, 2018)
Hit batters:	3	-	at McNeese State (Apr 03, 2018)

Individual Game Highs

Batting

At bats:	8	-	Amanda Doyle vs Ole Miss (Apr 06, 2018)
	8	-	Aliyah Andrews vs Ole Miss (Apr 06, 2018)
Runs scored:	3	-	Aliyah Andrews vs Southern Utah (Feb 17, 2018)
	3	-	Emily Griggs vs Fresno State (Feb 24, 2018 at Cathedral City, CA)
Hits:	4	-	Aliyah Andrews vs Auburn (Mar 09, 2018)
	4	-	Emily Griggs at Tennessee (Apr 13, 2018)
RBIs:	5	-	Amanda Doyle vs Fresno State (Feb 24, 2018 at Cathedral City, CA)
Doubles:	2	-	Amanda Doyle vs Texas A&M (Apr 21, 2018)
	2	-	Amber Serrett vs Arkansas (May 06, 2018)
Triples:	1	-	(5 times)
Home runs:	2	-	Shemiah Sanchez at McNeese State (Apr 03, 2018)
Total bases:	9	-	Shemiah Sanchez at McNeese State (Apr 03, 2018)
Walks:	3	-	Shemiah Sanchez vs BYU (Mar 22, 2018)
	3	-	Emily Griggs vs Ole Miss (Apr 06, 2018)
	3	-	Taryn Antoine vs Northwestern State (Apr 17, 2018)
Strikeouts:	4	-	Taryn Antoine vs Ole Miss (Apr 06, 2018)
Sac hits:	2	-	Emily Griggs vs Auburn (Mar 10, 2018)
Sac flies:	1	-	(14 times)
Stolen bases:	4	-	Aliyah Andrews vs Oregon State (Feb 17, 2018)
Hit by pitch:	2	-	Amanda Doyle vs Arkansas (May 06, 2018)
Caught stealing:	1	-	(6 times)
Runners LOB:	6	-	Amber Serrett vs Auburn (Mar 09, 2018)

Fielding

Putouts:	26	-	Amanda Doyle vs Ole Miss (Apr 06, 2018)
Assists:	10	-	Becca Schulte vs Ole Miss (Apr 06, 2018)
Errors:	2	-	Shemiah Sanchez vs North Dakota State (Mar 24, 2018)
	2	-	Shemiah Sanchez vs Texas A&M (Apr 21, 2018)
Passed balls:	2	-	CC Caccamise at Tennessee (Apr 14, 2018)

Pitching

Innings pitched:	19.0	-	Allie Walljasper vs Ole Miss (Apr 06, 2018)
Runs allowed:	6	-	Carley Hoover at Tennessee (Apr 14, 2018)
Earned runs:	5	-	Allie Walljasper vs UCLA (Feb 24, 2018 at CATHEDRAL CITY, CA)
	5	-	Carley Hoover at Tennessee (Apr 14, 2018)
Walks allowed:	5	-	Allie Walljasper vs BYU (Mar 22, 2018)
	5	-	Carley Hoover at Mizzou (Mar 31, 2018)
Strikeouts:	14	-	Carley Hoover vs Ole Miss (Apr 07, 2018)
Hits allowed:	9	-	Carley Hoover vs Baylor (Mar 24, 2018)
	9	-	Allie Walljasper at Tennessee (Apr 13, 2018)
	9	-	Carley Hoover at Tennessee (Apr 14, 2018)
Doubles allowed:	3	-	Carley Hoover at Florida (Apr 27, 2018)
Triples allowed:	1	-	(4 times)
Homers allowed:	2	-	Carley Hoover at Kentucky (Mar 17, 2018)
	2	-	Allie Walljasper at Tennessee (Apr 13, 2018)
Wild pitches:	3	-	Carley Hoover at Tennessee (Apr 14, 2018)
Hit batters:	3	-	Carley Hoover at McNeese State (Apr 03, 2018)

Single-Game Career Highs

#00 AKIYA THYMES' CAREER HIGHS

Hits: 1, WKU (3/13/18)
Total Bases: 1, WKU (3/13/18)
Runs Scored: 1, 12 times
Walks: 1, 3 times
Struck Out: 1, 2 times
At Bats: 2, 2 times
Stolen Bases: 2, Southern Miss (4/6/16)
Caught Stealing: 1, 2 times
Field Chances: 1, 2 times
Putouts: 1, 2 times

#4 ALIYAH ANDREWS' CAREER HIGHS

Hits: 4, Auburn (3/9/18)
Doubles: 1, UT Arlington (2/9/18)
Triple: 1, Auburn (3/9/18)
Total Bases: 6, Auburn (3/9/18)
RBI: 2, UT Arlington (2/9/18)
Runs Scored: 3, Southern Utah (2/17/18)
Walks: 2, Illinois State (3/2/18)
Hit by Pitch: 1, vs. Bethune-Cookman (2/23/17)
Struck Out: 1, 12 times
Sac Flies: 1, Nicholls St. (3/21/17)
Sac Bunts: 1, 9 times
At Bats: 8, Ole Miss (4/6/18)
Stolen Bases: 4, Oregon State (2/17/18)
Caught Stealing: 1, 3 times
Field Chances: 5, vs. Missouri (5/10/17)
Putouts: 4, 7 times
Assists: 1, 3 times

#6 MARIBETH GORSUCH'S CAREER HIGHS

Struck Out: 2, Tennessee (4/23/17)
At Bats: 3, at Ole Miss (4/15/17)
Innings Pitched: 10.0, Illinois State (3/2/18)
Walks Allowed: 4, 2 times
Strikeouts: 12, Illinois State (3/2/18)
Batters Faced: 35, Illinois State (3/2/18)
Field Chances: 4, at Mizzou (3/30/18)
Putouts: 2, vs. Bethune-Cookman (2/23/17)
Assists: 4, at Mizzou (3/30/18)
Runners CS: 1, at Florida (4/28/18)

#8 EMILY GRIGGS' CAREER HIGHS

Hits: 4, 2 times
Doubles: 2, 2 times
Triples: 1, 6 times
Homeruns: 1, vs. Fresno State (2/24/18)
Total Bases: 6, vs. Fresno State (2/24/18)
RBI: 3, 2 times
Runs Scored: 3, 7 times
Walks: 3, vs. Long Beach St. (2/24/17)
Struck Out: 3, 2 times
Sac Flies: 1, Tennessee (4/14/18)
Sac Bunts: 2, Auburn (3/9/18)
At Bats: 7, Auburn (3/9/18)
Stolen Bases: 3, Tennessee St. (2/7/15)
Caught Stealing: 1, 9 times
Field Chances: 6, at South Carolina (5/6/17)
Putouts: 5, 2 times
Assists: 1, 7 times

#9 ELYSE THORNHILL CAREER HIGHS

Hits: 2, 5 times
Doubles: 2, Connecticut (2/13/16)
Total Bases: 4, Connecticut (2/13/16)
RBI: 3, Oklahoma St. (2/10/17)
Runs Scored: 1, 15 times
Walks: 2, Alabama (3/13/16)
Hit by Pitch: 1, 3 times
Struck Out: 2, 5 times
Sac Flies: 1, 2 times
Sac Bunts: 1, 2 times
At Bats: 7, Auburn (3/9/18)
Stolen Bases: 1, 3 times
Field Chances: 9, Tennessee (4/22/17)
Putouts: 9, Tennessee (4/22/17)
Assists: 1, 4 times

#13 SYDNEY LOUPE'S CAREER HIGHS

Hits: 1, 2 times
Total Bases: 1, 2 times
Runs Scored: 1, 4 times
Struck Out: 1, 4 times
At Bats: 3, Arkansas (5/6/18)
Field Chances: 8, Central Arkansas (2/16/18)
Putouts: 8, Central Arkansas (2/16/18)

#15 SYDNEY SPRINGFIELD CAREER HIGHS

Hits: 3, 3 times
Doubles: 1, 9 times
Homeruns: 2, 3 times
Total bases: 9, 2 times
RBI: 6, 3 times
Runs Scored: 2, 6 times
Walks: 2, 4 times
Hit by Pitch: 1, Northwestern St. (4/18/17)
Struck Out: 3, vs. Omaha (3/17/17)
Sac Flies: 1, 4 times
Sac Bunts: 1, 4 times
At Bats: 4, 17 times
Caught Stealing: 1, vs. Utah (2/25/17)
Field Chances: 13, at Alabama (4/8/17)
Putouts: 12, 2 times
Assists: 2, at Auburn (3/12/17)

#17 AMBER SERRETT CAREER HIGHS

Hits: 3, 4 times
Doubles: 2, 3 times
Triples: 1, La.-Monroe (3/28/17)
Homeruns: 1, 11 times
Total Bases: 6, vs. Bethune-Cookman (2/23/17)
RBI: 4, Central Arkansas (2/18/17)
Runs Scored: 4, at Louisiana Tech (3/15/16)
Walks: 2, 4 times
Hit by Pitch: 1, 9 times
Struck Out: 3, 3 times
Sac Flies: 1, 5 times
Sac Bunts: 1, 13 times
At Bats: 7, Auburn (3/9/18)
Stolen Bases: 2, Memphis (3/4/16)
Caught Stealing: 1, Nicholls St. (3/21/17)
Field Chances: 10, at Mississippi St. (4/16/16)
Putouts: 6, Southern Miss (4/6/16)
Assists: 7, at Mississippi St. (4/16/16)

#21 CARLEY HOOVER'S CAREER HIGHS

Hits: 1, Pacific (2/14/16)
Total Bases: 1, Pacific (2/14/16)
RBI: 1, 3 times
Walks: 2, Liberty (3/5/16)
Struck Out: 2, Alabama 3/11/16)
Sac Bunts: 1, vs. UCF (2/20/16)
At Bats: 3, 2 times
Innings Pitched: 9, Louisiana Tech (2/16/18)
Walks Allowed: 7, vs. UCF (2/20/16)
Strikeouts: 15, Texas Tech (2/28/16)
Batters Faced: 35, 2 times
Field Chances: 6, 2 times
Putouts: 2, Baylor (3/24/18)
Assists: 6, Louisiana Tech (2/16/18)
Runners CS: 2, 3 times

#22 AMANDA DOYLE'S CAREER HIGHS

Hits: 3, 4 times
Doubles: 2, 2 times
Triples: 1, Illinois State (3/3/17)
Homeruns: 2, vs. UCLA (2/25/17)
Total Bases: 8, vs. UCLA (2/25/17)
RBI: 5, vs. Fresno State (2/24/18)
Runs Scored: 3, vs. Long Beach St. (2/24/17)
Walks: 2, 3 times
Hit by Pitch: 2, vs. Arkansas (5/6/18)
Struck Out: 3, 3 times
Sac Flies: 1, 5 times
Sac Bunts: 1, at Southern Miss (2/28/17)
At Bats: 8, Ole Miss (4/6/18)
Caught Stealing: 1, 2 times
Field Chances: 26, Ole Miss (4/6/18)
Putouts: 26, Ole Miss (4/6/18)
Assists: 5, Purdue (3/3/18)

#23 SHEMIAH SANCHEZ'S CAREER HIGHS

Hits: 3, 2 times
Doubles: 2, Florida Atlantic (3/5/17)
Homeruns: 2, at McNeese (4/3/18)
Total Bases: 9, at McNeese (4/3/18)
RBI: 4, at McNeese (4/3/18)
Runs Scored: 2, 6 times
Walks: 3, BYU (3/22/18)
Hit by Pitch: 1, 11 times
Struck Out: 2, 10 times
Sac Flies: 1, 6 times
Sac Bunts: 1, 4 times
At Bats: 7, Ole Miss (4/6/18)
Stolen Bases: 1, 5 times
Caught Stealing: 1, Ohio State (2/12/16)
Field Chances: 14, Ole Miss (4/6/18)
Putouts: 4, 3 times
Assists: 9, Ole Miss (4/6/18)

#24 CLAIRE WEINBERGER'S CAREER HIGHS

Hits: 2, BYU (3/22/18)
Doubles: 1, 2 times
Total Bases: 2, 3 times
RBI: 2, vs. Bethune-Cookman (2/23/17)
Runs Scored: 2, 3 times
Walks: 2, Louisiana Tech (2/16/18)
Struck Out: 2, vs. Oregon (2/25/18)
At Bats: 4, BYU (3/22/18)
Stolen Bases: 1, 4 times
Caught Stealing: 1, 3 times
Field Chances: 2, 3 times
Putouts: 3, Southern Miss (3/27/18)

#25 ALLIE WALLJASPER'S CAREER HIGHS

Hits: 3, at Arkansas (4/29/16)
Doubles: 1, 5 times
Homeruns: 1, 9 times
Total Bases: 6, Northwestern St. (4/17/18)
RBI: 4, 2 times
Runs Scored: 1, 15 times
Walks: 3, at Arkansas (5/1/16)
Hit by Pitch: 1, 4 times
Struck Out: 4, at Alabama (4/7/17)
Sac Flies: 1, La.-Monroe (3/28/17)
Sac Bunts: 2, at Arizona St. (5/22/16)
At Bats: 4, 8 times
Innings Pitched: 19.0, Ole Miss (4/6/18)
Walks Allowed: 5, BYU (3/22/18)
Strikeouts: 10, 2 times
Batters Faced: 68, Ole Miss (4/6/18)
Field Chances: 7, Ole Miss (4/6/18)
Putouts: 2, 2 times
Assists: 6, North Dakota St. (3/24/18)
Runner CS: 1, 4 times

2018 TV/Radio Chart



00
Akiya Thymes
Outfield
5-1 · So.-1L · L-R
Brusly, La.



1
Michaela Schlattman
Infield/Utility
5-7 · Jr.-TR · R-R
Plainfield, Ill.



4
Aliyah Andrews
Outfield
5-7 · So.-1L · L-R
Oldsmar, Fla.



5
Kara Goff
Utility
5-6 · Fr.-HS · L-R
Ruston, La.



6
Maribeth Gorsuch
Pitcher
5-10 · So.-1L · R-R
Lewisville, Texas



7
Becca Schulte
Infield
6-0 · Jr.-TR · R-R
Andover, Kan.



8
Emily Griggs
Outfield
5-1 · Sr.-3L · L-R
Wichita, Kan.



9
Elyse Thornhill
Utility
5-9 · Jr.-2L · L-R
Baton Rouge, La.



10
Sydney Bourg
Utility
5-6 · Sr.-2L · L-R
Slidell, La.



12
River Glenn
Outfield
5-6 · Fr.-HS · R-R
Seekonk, Mass.




13
Sydney Loupe
Catcher
5-2 · Sr.-3L · R-R
Slidell, La.



15
Sydney Springfield
Infield
5-11 · So.-1L · R-R
Flower Mound, Texas



16
Taryn Antoine
Outfield
5-3 · Fr.-HS · L-R
Alexandria, La.




17
Amber Serrett
Infield
5-6 · Jr.-2L · R-R
Spring, Texas



21
Carley Hoover
Pitcher
6-2 · Sr.-3L · R-R
Clemson, S.C.



22
Amanda Doyle
Infield
5-8 · So.-1L · R-R
Santa Clarita, Calif.




23
Shemiah Sanchez
Infield
5-2 · Jr.-2L · R-R
Newnan, Ga.




24
Claire Weinberger
Outfield
5-5 · So.-1L · L-R
Prairieville, La.



25
Allie Walljasper
Pitcher
6-2 · Sr.-3L · R-R
Manteca, Calif.



27
Shelbi Sunseri
Pitcher/Utility
5-10 · Fr.-HS · R-R
Santa Fe, Texas



44
CC Caccamise
Catcher/Infield
5-7 · Fr.-HS · R-R
San Diego, Calif.




Beth Torina
Head Coach
7th Season



Howard Dobson
Assistant Coach
7th Season



Lindsay Leftwich
Assistant Coach
7th Season



Sahvanna Jaquish
Volunteer Coach
1st Season



Quinlan Duhon
Director of Operations
9th Season