

#LSU

@LSUsoftball

@BethTorina

/LSUsoftball

@LSUsoftball

LSU

2018 SOFTBALL

#ONBOARD

SEC CHAMPIONS

1999 • 2000 • 2001 • 2002 • 2004

SEC TOURNAMENT CHAMPIONS

1999 • 2001 • 2002 • 2004 • 2007

WCWS APPEARANCES

2001 • 2004 • 2012

2015 • 2016 • 2017

2018 SCHEDULE/RESULTS

Date	Opponent	TV/Stream	Time (CT)/Result
FEBRUARY (14-2)			
8	Illinois-Chicago	SECN+	W, 3-0
9	UT Arlington!	SECN+	W, 9-2
9	Southern Miss!	SECN+	W, 4-0
10	Syracuse!	SECN+	Rain Out
11	UMass!	SECN+	W, 7-0
13	ULM	SECN+	W, 10-0 (5)
16	Central Arkansas@		W, 3-0
16	Louisiana Tech@		W, 2-1 (9)
17	Southern Utah@		W, 13-1 (5)
17	Oregon State@		W, 3-2
18	Oregon State@		W, 1-0
22	vs. San Jose State#		W, 4-0
22	at Pacific#		W, 9-0 (5)
23	vs. Nevada#		W, 5-2
24	vs. Fresno State\$		W, 10-2 (5)
24	vs. No. 3/4 UCLA\$		L, 9-1 (5)
25	vs. No. 5/2 Oregon\$		L, 4-0
MARCH (5-0)			
2	Illinois State%	SECN+	W, 1-0 (10)
2	No. 23/RV McNeese St.%	SECN+	W, 2-0
3	Purdue%	SECN+	W, 6-2
3	Florida Atlantic%	SECN+	W, 6-1
4	Florida Atlantic%	SECN+	W, 5-1
9	No. 10/10 Auburn*	SECN+	6 p.m.
10	No. 10/10 Auburn*	SECN	7 p.m.
11	No. 10/10 Auburn*	ESPN2	4 p.m.
13	Western Kentucky*	SECN+	6 p.m.
17	at Kentucky*	SECN	11 a.m.
18	at Kentucky*	ESPNU	3:30 p.m.
19	at Kentucky*	SECN	6 p.m.
22	BYU^	SECN+	6 p.m.
23	BYU^	SECN+	4 p.m.
24	Baylor^	SECN+	12:30 p.m.
24	North Dakota State^	SECN+	3 p.m.
27	Southern Miss	SECN+	6 p.m.
30	at Missouri*	SECN+	3 p.m.
30	at Missouri*	SECN+	6 p.m.
31	at Missouri*	SECN+	2 p.m.
APRIL (0-0)			
3	at McNeese State	CST	6 p.m.
6	Ole Miss*	SECN+	6 p.m.
7	Ole Miss*	SECN+	6 p.m.
8	Ole Miss*	SECN+	1 p.m.
13	at Tennessee*	ESPNU	5 p.m.
14	at Tennessee*	ESPN2	12 p.m.
15	at Tennessee*		12:30 p.m.
17	Northwestern St.	SECN+	6 p.m.
20	Texas A&M*	SECN+	6 p.m.
21	Texas A&M*	SECN+	6:30 p.m.
22	Texas A&M*	SECN	4 p.m.
24	South Alabama	SECN+	6 p.m.
27	at Florida*	SECN	4:30 p.m.
28	at Florida*	ESPN2	11 a.m.
29	at Florida*	ESPN2	11 a.m.
MAY (0-0)			
4	Arkansas*	SECN	6:30 p.m.
5	Arkansas*	SECN+	6 p.m.
6	Arkansas*	ESPN2	3 p.m.
9-12	SEC Tournament	SECN	TBA

All times are central and subject to change. Home games are bolded and played at Tiger Park. ! - Tiger Classic [Baton Rouge, La.]; @ - Purple & Gold Challenge [Baton Rouge, La.]; # - Libby Matson [Stockton, Calif.]; \$ - Mary Nutter Collegiate Classic [Palm Springs, Calif.]; % - LSU Invitational [Baton Rouge, La.]; ^ - LSU Round Robin [Baton Rouge, La.]; * - SEC Contest; SECN - SEC Network; SECN+ - SEC Network+; CST - Cox Sports

NO. 8/8 LSU (19-2) VS. NO. 10/10 AUBURN (23-2)

BREAKDOWN

LSU

2018 Record 19-2, 0-0 SEC
Head Coach Beth Torina
LSU Record/Years 291-121/6
Overall Record/Years 420-232/10

No. 10/10 Auburn



2018 Record 23-2, 0-0 SEC
Head Coach Mickey Dean
AU Record/Years 23-2 (1st Year)
 LSU leads all-time series 49-20

ON DECK

LSU begins SEC action with Auburn at Tiger Park

After starting the season off with a 19-2 record, the best start to a season since 2015, LSU opens up SEC action this weekend, playing host to Auburn Friday-Sunday. LSU's only two losses on the year have come against two top-10 teams in UCLA and Oregon. LSU currently stands at 15-0 at home this season, coming off a sweep of the LSU Invitational last weekend. LSU owns a 49-20 all-time series record against Auburn. In 2017, LSU fell to Auburn in the series, only coming out on top in game two, 8-0 in six innings. The two teams also faced off in the SEC Tournament last year with LSU coming out on top with a 6-0 victory to move into the SEC Championship. The last time LSU took a series from Auburn was in 2010.

FAST FACTS

- With the 19-2 record in 2018, All-American pitchers Allie Walljasper and Carley Hoover have now combined for a total of 115 wins in their career here at LSU.
- Head coach Beth Torina is in her seventh season at the helm of LSU softball and has coached the Tigers to four Women's College World Series appearances, including three-straight, one of two teams (UCLA) in the nation accomplish that feat. Coach Torina is close to reaching her 300th win at LSU. After a 19 wins in the first 21 games of the season, she now has 291 wins as a Tiger.
- LSU returns 13 letterwinners who have competed in the Women's College World Series the last three years.
- The Tigers celebrate the 25th season of softball at LSU in 2018. The first season of competition began in 1979 and competed for three seasons before taking a 15-year hiatus. The program was brought back to compete for the 1997 season.
- Amanda Doyle leads with a .448 average. In the last two weeks, she has hit .467 with 14 hits, including five doubles and two home runs to go along with 13 RBI. She finished the last two weeks with a .833 slugging percentage and a .541 on-base percentage. Last weekend, she hit her third home run on the season that carried 285 feet and had an exit speed of 85 mph.
- Carley Hoover picked up her seventh victory on the season in her eighth complete-game effort of 2018. She leads the team with a 0.65 ERA, which ranks 13th in the nation, and 65 strikeouts in 54 innings of work. She holds her opponents to a .135 batting average.
- Allie Walljasper earned three victories over last weekend, throwing a shutout against No. 23 McNeese on Friday, her team-leading fifth shutout of the year. She came off the bench to earn the victory against Purdue and closed out the weekend with the victory over FAU on Sunday. She tallied a team-leading 19 strikeouts in 17.2 innings over the weekend. She is now 8-1 on the year with a 0.93 ERA and a total of 51 strikeouts in 52.2 innings of work.
- Maribeth Gorsuch earned her first career shutout over the weekend, throwing a career-high 10 innings to come out on top against Illinois State in the LSU Invitational opener. She also recorded a career-high 12 strikeouts on the night.
- In the circle on the weekend, the Tigers went 5-0 and recorded 38 strikeouts in 38 innings of work. Walljasper led with 19 strikeouts while Gorsuch fanned 13 on the weekend. Hoover tallied six in her one complete game.
- The Tigers won in walk-off fashion twice on Friday, defeating Illinois State in 10 innings off a Allie Walljasper infield single and taking down No. 23 McNeese State with a two-run Amber Serrett home run.
- Sydney Springfield hit the Tigers' 10th home run of the year, a grand slam over the left center wall to give the Tigers a 4-0 lead over FAU in the first inning. It was her first home run of the season and second career grand slam. The slam goes down as the 42nd grand slam hit in program history.
- Aliyah Andrews tallied four more stolen bases and now has a total of 19 on the year. That number is third in the SEC and ninth in the nation. The single-season stolen base record is 45 set by two former Tigers in Dee Douglas (1999) and most recently by Kirsten Shorridge (2010).
- In the nation, the Tigers rank 10th in earned run average at 1.09. Amanda Doyle ranks 16th in RBIs with 25. Doyle also ranks 11th in doubles with eight.
- Allie Walljasper and Carley Hoover both rank in the top 10 in shutouts. Walljasper sits in fourth with five shutouts, while Hoover sits in seventh with four. That also ranks first and second among the league.
- The Tigers go into SEC action with a total of 397 SEC wins in program history. The team is just three wins away from recording 400.



2018 Quick Facts

SOFTBALL STAFF

Head Coach	Beth Torina
Alma Mater, Year	Florida, 2000
Record at LSU (Seasons)	291-121 (6)
Career Record (Seasons)	420-232 (10)
Assistant Coach	Howard Dobson
Alma Mater, Year	McNeese State, 1997
Year at LSU	7th Season
Assistant Coach	Lindsay Leftwich
Alma Mater, Year	Northwestern State, 2005
Year at LSU	7th Season
Volunteer Coach	Sahvanna Jaquish
Alma Mater, Year	LSU, 2017
Year at LSU	1st Season
Director of Operations	Quinlan Duhon
Alma Mater, Year	LSU, 2008
Year at LSU	9th Season

TEAM INFORMATION

2017 Overall Record	48-22
2017 SEC Record (Finish)	12-12 (7th)
2017 SEC Tournament Finish	Finals
2017 Postseason	Women's College World Series
2017 Final Ranking (NFCA/USA Softball)	6/6
Letterwinners Returning/Lost	13/8
Starters Returning/Lost	6/3
Pitchers Returning/Lost	3/1
Newcomers	7

PROGRAM HISTORY

All-Time Record	1079-371-1 (.742)
All-Time SEC Record	397-176-1 (.693)
SEC Western Division Titles	9
Seasons	1997-2002, 2004, 2007, 2013
SEC Regular Season Titles	5
Seasons	1999, 2000, 2001, 2002, 2004
All-Time SEC Tournament Record	43-21 (.672)
SEC Tournament Titles	5
Seasons	1999, 2001, 2002, 2004, 2007
NCAA Tournament Record	70-43 (.619)
NCAA Tournament Appearances	19
Seasons	1998-2004, 2006-2017
Women's College World Series Appearances	6
Seasons	2001, 2004, 2012, 2015, 2016, 2017

UNIVERSITY

Location	Baton Rouge, La.
Founded	1860
Enrollment	31,527
Nickname	Tigers or Fighting Tigers
Colors	Purple (PMS 268) & Gold (PMS 123)
Mascot	Mike (Bengal tiger)
Conference	Southeastern
President & Chancellor	Dr. F. King Alexander
NCAA Faculty Representative	Dr. Bill Demastes

ATHLETICS DEPARTMENT

Director of Athletics/Vice Chancellor	Joe Alleva
Deputy Director of Athletics	Verge Ausberry
Sr. Assoc. AD/Student Services & SWA	Miriam Segar
Sr. Assoc. AD/Business	Mark Ewing
Sr. Assoc. AD/External Affairs	Robert Munson
Sr. Assoc. AD/Compliance & Planning	Bo Bahnsen
Sr. Assoc. AD/Facility Management	Ronnie Haliburton

COMMUNICATIONS

Associate AD/Communications	Michael Bonnette
Sr. Assoc. Comm. Director	Bill Franques
Sr. Assoc. Comm. Director	Kent Lowe
Associate Comm. Director	Judy Willson
Assistant Comm. Director	Brandon Berrio
Assistant Comm. Director	Chelsey Chamberlain
Chamberlain's Email Address	cchamberlain@lsu.edu
Chamberlain's Office Phone	(225) 578-8204
Chamberlain's Cell Phone	(225) 317-5450
Administrative Specialist	Pam LeBlanc

SPORTS INFORMATION

LSU Assistant Communications Director Chelsey Chamberlain handles the media relations duties for the Tiger softball team. Chamberlain can be reached on her cell at (225) 317-5450 or at her office (225) 578-8204 or by e-mail at cchamberlain@lsu.edu.

PRACTICE TIMES/INTERVIEWS

LSU practices at Tiger Park and generally begins around 2 p.m. On Tuesday afternoon's head coach Beth Torina and players are available for interviews beginning at 1:30 p.m. prior to the team practice session.

Members of the media who wish to cover practice should contact SID Chelsey Chamberlain for changes to practice times.

Office and phone interviews may be arranged on special occasions. All interview requests must be made at least 24 hours in advance with Chamberlain.

WWW.LSUSPORTS.NET

Information about the Tiger softball team, including player bios, game recaps and notes packets are available online at the Official Website of LSU Athletics, www.LSUsports.net.

LSU softball games that are broadcast on the radio also can be heard on LSUsports.net. Live statistics for all games will be carried on LSUsports.net.

TIGERS ON THE RADIO

LSU softball is in its 22nd season of radio coverage, as the LSU Sports Network will broadcast 30 regular season games which includes all of the team's 24 SEC contests in addition to all postseason games.

The games will be broadcast in the Baton Rouge area on Talk 107.3 FM. In addition, the games can be heard live on the internet at LSUsports.net. Patrick Wright calls the play-by-play action.

2018 Roster

NUMERICAL

No.	Name	Pos.	B-T	H-T	Cl.-Exp.	Hometown (Previous School)
00	Akiya Thymes	OF	L/R	5-1	So.-1L	Brusly, La. (Brusly HS)
1	Michaela Schlattman	INF/UTL	R/R	5-7	Jr.-TR	Plainfield, Ill. (Plainfield HS/Miami (Ohio))
4	Aliyah Andrews	OF	L/R	5-7	So.-1L	Oldsmar, Fla. (East Lake HS)
5	Kara Goff	UTL	L/R	5-6	Fr.-HS	Ruston, La. (Northridge HS)
6	Maribeth Gorsuch	P	R/R	5-10	So.-1L	Lewisville, Texas (Lewisville HS)
7	Becca Schulte	INF	R/R	6-0	Jr.-TR	Andover, Kansas (Andover HS/Butler CC)
8	Emily Griggs	OF	L/R	5-1	Sr.-3L	Wichita, Kan. (Maize HS)
9	Elyse Thornhill	UTL	L/R	5-9	Jr.-2L	Baton Rouge, La. (St. Joseph's Academy)
10	Sydney Bourg	UTL	L/R	5-6	Sr.-2L	Slidell, La. (Pope John Paul II Catholic HS)
12	River Glenn	OF	R/R	5-6	Fr.-HS	Seekonk, Mass. (La Salle Academy)
13	Sydney Loupe	C	R/R	5-2	Sr.-3L	Slidell, La. (Pope John Paul II Catholic HS)
15	Sydney Springfield	INF	R/R	5-11	So.-1L	Flower Mound, Texas (Flower Mound HS)
16	Taryn Antoine	OF	L/R	5-3	Fr.-HS	Alexandria, La. (Alexandria HS)
17	Amber Serrett	INF	R/R	5-6	Jr.-2L	Spring, Texas (Oak Ridge HS)
21	Carley Hoover	P	R/R	6-2	Sr.-3L	Clemson, S.C. (D. W. Daniel HS/Stanford)
22	Amanda Doyle	INF	R/R	5-8	So.-1L	Santa Clarita, Calif. (Canyon HS)
23	Shemiah Sanchez	INF	R/R	5-2	Jr.-2L	Newnan, Ga. (East Coweta HS)
24	Claire Weinberger	OF	L/R	5-5	So.-1L	Prairieville, La. (East Ascension HS)
25	Allie Walljasper	P	R/R	6-2	Sr.-3L	Manteca, Calif. (Sierra HS)
27	Shelbi Sunseri	P/UTL	R/R	5-10	Fr.-HS	Santa Fe, Texas (Santa Fe HS)
44	CC Caccamise	C/INF	R/R	5-7	Fr.-HS	San Diego, Calif. (Patrick Henry HS)

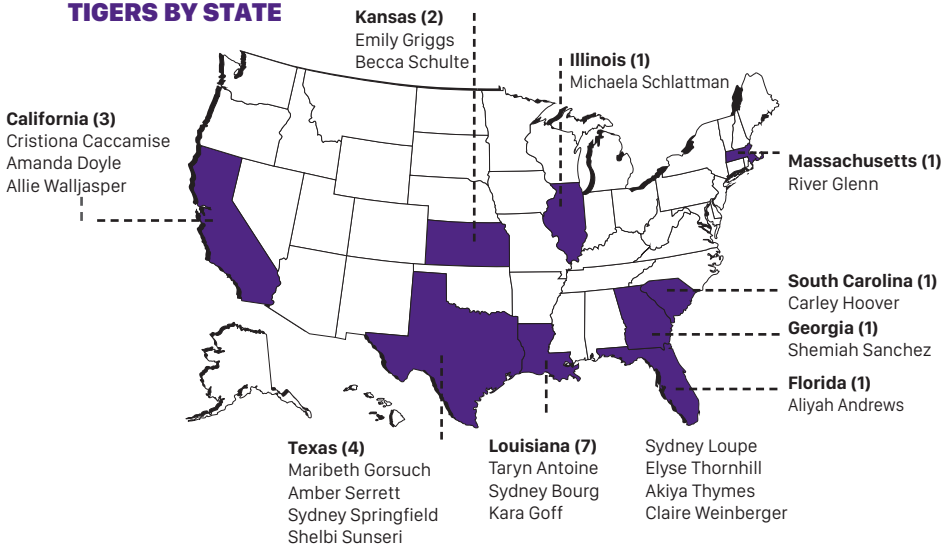
ALPHABETICAL

No.	Name	Pos.	Ht.	B-T	Cl./Exp.	Hometown/Previous School
4	Aliyah Andrews	OF	L/R	5-7	So.-1L	Oldsmar, Fla. (East Lake HS)
16	Taryn Antoine	OF	L/R	5-3	Fr.-HS	Alexandria, La. (Alexandria HS)
10	Sydney Bourg	UTL	L/R	5-6	Sr.-2L	Slidell, La. (Pope John Paul II Catholic HS)
44	CC Caccamise	C/INF	R/R	5-7	Fr.-HS	San Diego, Calif. (Patrick Henry HS)
22	Amanda Doyle	INF	R/R	5-8	So.-1L	Santa Clarita, Calif. (Canyon HS)
12	River Glenn	OF	R/R	5-6	Fr.-HS	Seekonk, Mass. (La Salle Academy)
5	Kara Goff	UTL	L/R	5-6	Fr.-HS	Ruston, La. (Northridge HS)
6	Maribeth Gorsuch	P	R/R	5-10	So.-1L	Lewisville, Texas (Lewisville HS)
8	Emily Griggs	OF	L/R	5-1	Sr.-3L	Wichita, Kan. (Maize HS)
21	Carley Hoover	P	R/R	6-2	Sr.-3L	Clemson, S.C. (D. W. Daniel HS/Stanford)
13	Sydney Loupe	C	R/R	5-2	Sr.-3L	Slidell, La. (Pope John Paul II Catholic HS)
23	Shemiah Sanchez	INF	R/R	5-2	Jr.-2L	Newnan, Ga. (East Coweta HS)
1	Michaela Schlattman	INF/UTL	R/R	5-7	Jr.-TR	Plainfield, Ill. (Plainfield HS/Miami (Ohio))
7	Becca Schulte	INF	R/R	6-0	Jr.-TR	Andover, Kansas (Andover HS/Butler CC)
17	Amber Serrett	INF	R/R	5-6	Jr.-2L	Spring, Texas (Oak Ridge HS)
15	Sydney Springfield	INF	R/R	5-11	So.-1L	Flower Mound, Texas (Flower Mound HS)
27	Shelbi Sunseri	P/UTL	R/R	5-10	So.-1L	Santa Fe, Texas (Santa Fe HS)
9	Elyse Thornhill	UTL	L/R	5-9	Jr.-2L	Baton Rouge, La. (St. Joseph's Academy)
00	Akiya Thymes	OF	L/R	5-1	So.-1L	Brusly, La. (Brusly HS)
25	Allie Walljasper	P	R/R	6-2	Sr.-3L	Manteca, Calif. (Sierra HS)
24	Claire Weinberger	OF	L/R	5-5	So.-1L	Prairieville, La. (East Ascension HS)

COACHING STAFF

Head Coach	Beth Torina (Florida, 2000)	Volunteer Coach	Sahvanna Jaquish (LSU, 2017)
Assistant Coach	Howard Dobson (McNeese State, 1997)	Director of Operations	Quinlan Duhon (LSU, 2008)
Assistant Coach	Lindsay Leftwich (Northwestern State, 2005)	Athletic Trainer	Pamela Workman (LSU, 2004)

TIGERS BY STATE



PRONUNCIATION GUIDE

Players

ALIYAH Andrews	A-LEE-Uh
Taryn ANTOINE	an-TWON
Sydney BOURG	Berg
CC Caccamise	Cee-Cee Cah-cuh-mee-see
Sydney LOUPE	Loop
Becca SCHULTE	SHULL-tee
ELYSE Thornhill	E-Lease
AKIYA THYMES	A-Kai-uh Times

Coaching Staff

Beth TORINA	tohr-REE-na
-------------	-------------



Career Record: 420-232
Record at LSU: 291-121
Record at FIU: 129-111

Year **Record**
 2016 52-18
 2017 48-22
 2018 19-2

Head Coach – LSU

Year	Record
2012	40-25
2013	42-16
2014	38-24
2015	52-14

Head Coach – FIU

Year	Record
2011	31-27
2010	38-21
2009	31-29
2008	29-34

YEARS

SCHOOL

2012-Present	LSU Head Coach	Six NCAA Regionals, 2012, 2015, 2016, 2017 Women's College World Series
2008-11	Florida International University Head Coach	2010 NCAA Regionals
2003-07	University of Houston Assistant Coach	Two NCAA Regionals, 2007 Conference USA Champions
2000-02	Stetson University Assistant Coach	2001 Atlantic Sun Regular Season Champions
1997-2000	University of Florida pitcher	1998 SEC Championship Team

NOTES

TORINA VS. OPPONENTS

Opponent	LSU	FIU	Totals	Opponent	LSU	FIU	Totals	Opponent	LSU	FIU	Totals
Alabama	9-8	0-2	9-10	Jackson State	1-0	0-0	1-0	Providence	0-0	3-0	3-0
Alcorn State	1-0	0-0	1-0	James Madison	2-1	0-0	2-1	Quinnipiac	0-0	2-1	2-1
Arizona	4-3	0-0	4-3	Kansas	1-0	0-0	1-0	Radford	0-0	1-0	1-0
Arizona State	3-2	0-1	3-3	Kentucky	5-9	0-1	5-10	Robert Morris	0-0	1-0	1-0
Arkansas	11-1	1-1	12-2	Lamar	1-0	0-0	1-0	Rutgers	0-0	0-1	0-1
Auburn	6-8	0-1	6-9	Longwood	2-0	0-0	2-0	Samford	2-0	0-0	2-0
Ball State	1-0	0-1	1-1	Long Beach State	2-0	1-0	3-0	San Diego State	1-0	0-0	1-0
Baylor	0-0	0-2	0-2	Long Island	1-0	3-0	4-0	San Jose State	1-0	0-1	1-1
Bethune-Cookman	2-0	3-0	5-0	Louisiana-Lafayette	2-3	4-11	6-14	Stephen F. Austin	2-0	0-0	2-0
Bradley	0-0	0-1	0-1	Louisiana-Monroe	5-0	10-4	15-4	St. John's	0-0	0-1	0-1
Boston College	0-0	1-0	1-0	Louisiana Tech	6-0	0-0	6-0	St. Joseph's	0-0	0-1	0-1
Boston University	1-0	1-1	2-1	Louisville	1-1	0-1	1-2	South Alabama	6-2	6-7	12-9
BYU	1-0	0-0	1-0	Loyola Marymount	0-0	1-0	1-0	South Carolina	11-4	0-0	11-4
California	0-2	0-0	0-2	Massachusetts	1-0	0-2	1-2	South Florida	1-0	0-0	1-0
Cal State Fullerton	2-0	0-1	2-1	McNeese State	10-1	0-0	10-1	Southeast Missouri	1-0	0-0	1-0
Cal State Northridge	1-0	0-0	1-0	Memphis	3-0	1-0	4-0	Southeastern Louisiana	5-0	0-0	5-0
Central Arkansas	5-0	0-0	5-0	Michigan	1-3	0-0	1-3	Southern Illinois	0-0	1-0	1-0
Central Connecticut State	2-0	0-0	2-0	Michigan State	0-0	2-1	2-1	SIUE	1-0	0-0	1-0
Columbia	0-0	1-0	1-0	Middle Tennessee	0-0	12-2	12-2	Southern Miss	3-0	0-0	3-0
Connecticut	1-0	2-0	3-0	Minnesota	0-2	0-0	0-2	Southern Utah	1-0	0-0	1-0
Creighton	0-0	0-1	0-1	Mississippi State	12-4	0-0	12-4	Stanford	1-0	0-0	1-0
DePaul	0-1	0-1	0-2	Mississippi Valley State	2-0	0-0	2-0	Stetson	0-0	4-1	4-1
Drake	0-0	0-1	0-1	Missouri	8-6	0-3	8-9	Syracuse	1-0	1-0	2-0
East Tennessee State	0-0	0-1	0-1	Murray State	1-0	0-0	1-0	Temple	0-0	1-0	1-0
Eastern Illinois	1-0	2-0	3-0	Nebraska	2-0	0-0	2-0	Tennessee	7-8	0-0	7-8
Eastern Michigan	0-0	1-0	1-0	Nevada	1-0	0-1	1-1	Tennessee State	1-0	0-0	1-0
Fairfield	1-0	0-0	1-0	New Mexico	0-0	0-2	0-2	Tennessee Tech	2-0	2-0	2-0
Florida	4-10	1-4	5-14	New Mexico State	1-0	0-0	1-0	Texas	0-1	0-0	0-1
Florida Atlantic	5-0	7-5	12-5	Nicholls	8-0	0-0	8-0	Texas-Arlington	1-0	1-1	2-1
Florida Gulf Coast	0-0	7-3	7-3	Northwestern	2-0	0-0	2-0	Texas A&M-CC	0-0	1-0	1-0
Florida State	3-2	0-2	3-4	Northwestern State	5-0	0-0	5-0	Texas A&M	8-4	0-0	8-4
Fordham	0-0	0-2	0-2	North Carolina	1-1	0-2	1-3	Texas State	1-0	0-0	1-0
Fresno State	1-0	0-0	1-0	North Carolina State	2-0	1-0	3-0	Texas Southern	1-0	0-0	1-0
George Washington	2-0	3-0	5-0	North Dakota State	1-0	0-0	1-0	Texas Tech	2-0	0-0	2-0
Georgetown	0-0	1-0	1-0	North Florida	1-0	4-0	5-0	Troy	3-0	6-7	9-7
Georgia	9-7	0-1	9-8	North Texas	0-0	8-6	8-6	Tulsa	1-1	0-0	1-1
Georgia Southern	4-0	0-0	4-0	Notre Dame	2-0	0-0	2-0	UCF	1-0	2-2	3-2
Georgia Tech	1-0	2-0	3-0	Ohio State	2-0	1-2	3-2	UCLA	2-3	0-1	2-4
Hampton	1-0	0-0	1-0	Oklahoma	2-5	0-0	2-5	UC Santa Barbara	1-0	0-0	1-0
Harvard	0-1	1-2	1-3	Oklahoma State	4-1	0-0	4-1	UNLV	1-0	0-0	1-0
Hofstra	3-1	0-0	3-1	Ole Miss	9-5	0-0	9-5	Utah	0-1	0-0	0-1
Illinois	1-0	0-3	1-3	Omaha	1-0	0-0	1-0	Utah State	1-0	0-0	1-0
Illinois-Chicago	1-0	1-0	2-0	Oregon	0-4	0-0	0-4	Virginia	2-0	0-0	2-0
Illinois State	4-0	1-1	5-1	Oregon State	2-0	1-1	3-1	Virginia Tech	0-0	0-1	0-1
Indiana	0-0	2-0	2-0	Pacific	2-1	0-0	2-1	Washington	3-1	0-0	3-1
Iowa	0-0	0-1	0-1	Pittsburgh	0-0	0-3	0-3	Western Kentucky	0-0	7-5	7-5
Iowa State	1-0	0-0	1-0	Penn State	4-3	2-1	6-4	Western Michigan	0-0	1-0	1-0
Jacksonville	0-0	1-0	1-0	Purdue	2-0	0-0	2-0	Wichita State	1-0	0-0	1-0

LSU's Record When....

WIN-LOSS SUMMARY	2018	OVERALL
Overall	19-2	1,079-369-1
Non-Conference	19-2	633-164
SEC	0-0	397-176-1
SEC Tournament	0-0	43-21
NCAA Tournament	0-0	71-43
Home	15-0	595-113-1
Away	1-0	260-143
Neutral	3-2	181-86
vs. Top 10	0-2	88-135
vs. Top 25	1-2	223-237-1
Louisiana Teams	3-0	176-14
Day Games	6-1	747-262-1
Night Games	13-1	272-82
February	14-2	288-66
March	5-0	311-91
April	0-0	286-88-1
May	0-0	149-92
Sunday	3-1	206-89-1
Monday	0-0	8-3
Tuesday	1-0	72-8
Wednesday	0-0	127-20
Thursday	3-0	56-9
Friday	7-0	211-83
Saturday	5-1	355-131
RHP Starter	19-2	939-45-1
LHP Starter	0-0	95-41
Shutouts	10-1	445-120
Run-rule Games	3-1	255-26
Extra-inning Games	2-0	74-41
One-run Games	4-0	222-118
Two-run Games	1-0	122-60
Five-run + Games	7-1	661-155
Scored 0-2 Runs	4-2	154-259
Scored 3-5 Runs	7-0	362-75-1
Scored 6-9 Runs	5-0	357-8
Scored 10 + Runs	3-0	163-1
Opp. Scored 0-2 Runs	19-0	854-81
Opp. Scored 3-5 Runs	0-1	156-135-1
Opp. Scored 6-9 Runs	0-1	21-105
Opp. Scored 10 + Runs	0-0	3-22
Scored in 1st Inning	6-0	476-40-1
Opp. Scored in 1st Inning	2-1	145-120
Scored First	15-0	839-88-1
Opp. Scored First	4-2	197-256
Leading after 6 Innings	12-0	662-22
Trailing after 6 Innings	0-1	33-249-1
Tied after 6 Innings	3-0	80-41
Made 0 Errors	7-1	485-86
Made 1 + Errors	12-1	560-257-1
Opp. Made 0 Errors	6-2	295-169
Opp. Made 1 + Errors	13-0	766-167-1
Out-hit Opp.	17-0	818-84-1
Out-hit by Opp.	1-2	97-228
Hits are Tied	1-0	71-32

NEWS AND NOTES

All-Americans in the Circle

The Tigers return two All-American pitchers in the circle for the 2018 season in Carley Hoover and Allie Walljasper. The two were named to the USA Softball Top 50 Player of the Year "Watch List" on January 31. The two have combined for a total of 115 wins in their career as a Tiger. Below are the two pitcher's career stats.

LSU All-American Pitching Career Stats

Carley Hoover	576.1 innings	1.68 ERA, 633 SO, 17 shutouts, 62-24 record
Allie Walljasper	486.0 innings	1.64 ERA, 342 SO, 20 shutouts, 53-18 record
TEAM TOTALS	1062.1 innings	1.66 ERA, 975 SO, 37 shutouts, 115-42 record

A Look at the 2018 Schedule

The Tigers will play a 56-game regular season schedule, a spring slate that features 37 home contests. The Tigers will play host to 11 teams that were in last year's NCAA tournament field and will face a total of 22 opponents that appeared in the NCAA tournament for a total of 38 games.

Under head coach Beth Torina, the Tigers have played a Top 10 strength of schedule every year. In 2014, the Tigers had the nation's toughest schedule and in 2017 and 2015, they have the second-toughest schedule.

LSU hosts four non-conference tournaments in the months of February and March. The Tigers will play each of their first 11 games at home and 21 of their first 27 in Tiger Park.

The 24-game SEC slate begins March 9 with a three-game series against Auburn. Last season, the SEC sent a record of all 13 teams to the NCAA Tournament. The eight weekends of conference play will close in May with the SEC Tournament following May 9-12.

LSU Picked Fourth in Preseason SEC Poll

The 2018 SEC Softball Preseason Coaches' Poll was released on January 17 and the Tigers predicted LSU to finish fourth in the league.

Florida, the three-time defending SEC regular-season champion, has been selected as the preseason favorite for the 2018 season. Florida received 11 first-place votes, with one going to Tennessee, who was picked to finish second. Texas A&M was picked to finish third and Alabama, who received a first-place vote, is predicted to finish behind the Tigers to round out the Top 5.

Walljasper threw 13 balls in the first inning but regained her control as she only had 20 for the rest of the game. The California native matched Ashley Lewis in 2001 as the only pitchers in LSU NCAA history to allow one hit in a game. Walljasper limited the potent FSU lineup to its fewest hits all season.

2018 SEC Softball Preseason Coaches' Poll

(First-Place Votes in Parentheses)

Place, School, Points

1. Florida (11), 143
2. Tennessee (1), 119
3. Texas A&M, 114
4. LSU, 109
5. Alabama (1), 107
6. Auburn, 85
7. Ole Miss, 81
8. Kentucky, 76
9. Georgia, 49
10. Arkansas, 39
11. Missouri, 34
12. South Carolina, 30
13. Mississippi State, 28

Four Trips in Six Years Under Torina

The LSU softball program has now advanced to the Women's College World Series four times under Torina and three-straight years. LSU and UCLA are the only programs that advanced to Oklahoma for three-straight years. In the six years since Torina has taken over as head coach, LSU is one of only five teams to advance to OKC at least four times.

Sahvanna Jaquish Named Volunteer Assistant

Head coach Beth Torina announced the addition of Sahvanna Jaquish as the volunteer assistant on January 25. Jaquish is fresh off a stellar four-year career for the LSU softball program. She became the first player in LSU history and the 33rd in the history of the award to earn All-American honors all four years.

In her senior season, she also earned NFCA Division I South Region First Team, All-SEC Second Team, SEC All-Tournament Team, was named a USA Softball Player of the Year Top 34 finalist and was a LSWA Player of the Week.

The four-time All-American finished her career as the all-time RBI and walk leader in program history and the only player to record three seasons of 60+ RBI. She ended her career in the NCAA Top 10 RBI list.

NEWS AND NOTES

Jaquish, Hoover Named to USA National Teams

USA Softball released its rosters in early January for the 2018 Women's National Teams and All-Americans Savannah Jaquish and Carley Hoover earned spots on the 2018 Team USA rosters.

Jaquish was named to the World Championship roster, which is slated to compete at the World Cup of Softball and the 2018 Baseball Softball Confederation (WBSC) Women's World Championship, August 2-12 in Chiba, Japan. Jaquish previously played on the Puerto Rico National Softball Team in 2014.

Hoover will represent the United States at the Japan All-Star series and compete as a second National Team at the World Cup of Softball. Hoover previously competed on the 2016 Women's Elite Team and participated in the World Cup of the Softball.

Softball Inks Eight During Signing Period

LSU head softball coach Beth Torina and the Tigers announced the signings of eight to Nation Letters of Intent back on November 8. The class will be freshman in the fall of 2018.

The Tigers signed Georgia Clark (Houston, Texas), Morgan Cummins (Sarasota, Fla.), Karrington Houshmandzadeh (Cerritos, Calif.), Ali Kilponen (Highlands Ranch, Colo.), Jordyn Perkins (Metairie, La.), Savannah Stewart (Marietta, Ga.), Taylor Tidwell (Gonzales, La.) and Shelby Wickersham (Metairie, La.). For more information on signing day, visit LSUSports.net.

LSU to be Televised Nationally 13 Times in 2018

The 2018 SEC television and streaming schedule was announced on January 30 and LSU will be featured nationally 13 times, the most in program history for regular season, with 26 home games scheduled to be streamed online through SEC Network+.

Games will be featured throughout the season on the ESPN family of networks, with more than 50 games schedule for the SEC Network alone.

Softball Announces Plans for Performance Center

The LSU athletic department, the Tiger Athletic Foundation and the LSU softball program is excited to announce the plans of a brand new indoor facility at Tiger Park. The LSU Softball Performance Center will be one of the top indoor facilities among college softball and the biggest indoor facility among the SEC with space of 14,500 square feet.

There will be a space specifically dedicated to a 1,279 square foot softball weight room to go along with 770 square feet on the second floor specifically for cardio equipment.

The LSU Softball Performance Center will have a full sized infield with custom, motorized netting surrounding the entire surface. This will allow the team to participate in full infield, hitting, slapping or pitching drills regardless of weather conditions outside.

Each hitting lane will have wired electricity which will provide the staff and student-athletes the capability to set up multiple batting machines throughout the facility. The facility will also be wired for a custom multi-camera system that will provide the student-athletes and staff with a chance to immediately review film during practice.

The building will also be equipped with 517 square feet of storage space and a 240 square foot locker room area. Lighting will be energy efficient with impact-resistant LED fixtures. A custom turf, that will mirror real grass in terms of playability and performance, will be installed with LSU branding through the entire indoor. Graphics will be placed throughout the interior of the facility that will honor the history of LSU softball.

A date for breaking ground and naming rights will be announced at a later date.



RECORD HUNTING

Individual Career Records

Saves

12	Britni Sneed	(1999-2002)
8	Rachele Fico	(2010-2013)
8	Carley Hoover	(2015-Present)

Innings Pitched

976.1	Britni Sneed	(1999-2002)
782.0	Kristin Schmidt	(2002-2004)
778.1	Emily Turner	(2004-2007)
774.0	Rachele Fico	(2010-2013)
569.1	Carley Hoover	(2015-present)

Strikeouts

1,370	Britni Sneed	1999-2002
907	Kristin Schmidt	2002-2004
797	Rachele Fico	2010-2013
778	Emily Turner	2004-2007
633	Carley Hoover	(2015-present)

TIGERS IN THE POLLS

USA Today/NFCA Coaches Poll (3/6/18)

RK	TEAM (1ST VOTES)	PTS	Record	Previous
1	Washington (29)	795	23-0	1
2	Florida (1)	760	19-1	2
3	UCLA (2)	747	19-0	3
4	Tennessee	681	21-1	5
5	Oklahoma	671	13-2	4
6	Oregon	626	18-4	6
7	Texas A&M	605	18-3	7
8	LSU	583	19-2	10
9	Arizona	534	15-2	9
10	Auburn	485	23-2	12
11	Georgia	463	18-1	14
12	Baylor	450	11-3	8
13	Alabama	395	12-5	11
14	Arizona State	375	16-2	16
15	Florida State	360	15-6	13
16	Ohio State	276	11-1	19
17	California	262	18-3	15
18	South Carolina	256	19-1	20
19	Ole Miss	249	13-3	17
20	Louisiana	167	12-5	18
21	Long Beach State	157	16-4	22
22	Michigan	123	13-6	25
23	Kentucky	79	14-3	24
24	USC Upstate	62	18-0	NR
25	McNeese State	52	16-5	23

Receiving Votes: Minnesota (33), James Madison (31), Mississippi State (29), Arkansas (27), Oklahoma State (19), Louisville (13), Texas State (13), Hofstra (7), Texas (7), Nebraska (4), Houston (3), Wichita State (1).

ESPN.com/USA Softball Poll (3/6/18)

RK	TEAM (1ST VOTES)	PTS	'18 Record	Previous
1	Washington (17)	495	23-0	1
2	Florida (1)	470	19-1	2
3	UCLA (2)	467	19-0	3
4	Tennessee	431	21-1	5
5	Oregon	406	18-4	4
6	Oklahoma	400	13-2	T6
7	Texas A&M	370	18-3	T6
8	LSU	358	19-2	10
9	Arizona	353	15-2	8
10	Auburn	307	23-2	12
11	Georgia	282	18-1	14
12	Baylor	277	11-3	9
13	Alabama	259	12-5	11
14	Arizona State	250	16-2	15
15	Florida State	221	15-6	13
16	California	159	18-3	16
17	South Carolina	151	19-1	21
18	Ole Miss	150	13-3	18
19	Ohio State	143	11-1	19
20	Louisiana	127	12-5	17
21	Michigan	97	13-6	23
22	Kentucky	86	14-3	22
23	Mississippi State	42	16-3	25
24	Oklahoma State	41	14-6	24
25	USC Upstate	38	18-0	RV

Receiving votes: Long Beach State (36), Minnesota (27), James Madison (26), Arkansas (12), Oregon State (11), Utah (4), Louisville (3), Ball State (1)

LAST TIME A TIGER....

Scored three runs in a game:	Emily Griggs, vs. Fresno State, 02/24/18
Scored four runs in a game:	Bianka Bell, Kellsi Kloss, Bailey Landry, Amber Serrett, Jenna Kreamer, at Louisiana Tech, 03/15/16
Had four hits in a game:	Emily Griggs, vs. UL-Lafayette, 05/21/17
Had five hits in a game:	Sahvanna Jaquish, at South Carolina, 04/19/14
Had five RBIs in a game:	Amanda Doyle, vs. Fresno State, 02/24/18
Had six RBIs in a game:	Sydney Springfield, at Kansas, 03/17/17
Had seven RBIs in a game:	Stephanie Hill, Nicholls State, 04/01/04
Had nine RBIs in a game:	Bianka Bell, at Louisiana Tech, 03/15/16
Had two doubles in a game:	Sahvanna Jaquish, vs. McNeese State, 05/21/17
Had three doubles in a game:	Allison Falcon, vs. Louisville, 05/16/14
Had two triples in a game:	Constance Quinn, vs. Bethune-Cookman, 02/23/17
Had two home runs in a game:	Sydney Springfield, at Kansas, 03/17/17
Had three home runs in a game:	Bianka Bell, Kellsi Kloss, at Louisiana Tech, 03/15/16
Hit a grand slam:	Sydney Springfield, FAU, 03/04/18
Lead off game with home run:	Kirsten Shortridge, at Hawai'i, 02/07/09
Lead off inning with home run:	Allie Walljasper, vs. Nevada, 02/23/18
Hit an inside-the-park home run:	Kailey McCasland, Central Arkansas, 02/13/15
Hit a walk-off home run to win regulation game:	Amber Serrett, No. 23 McNeese St., 03/02/18
Hit a walk-off home run to win an extra inning game:	Allie Walljasper, No. 11 Washington, 05/08/16
Had eight total bases in a game:	Bianka Bell, vs. No. 16 Georgia, 06/05/15
Had nine total bases in a game:	Sydney Springfield, at Kansas, 03/17/17
Had 10 total bases in a game:	Kellsi Kloss, at No. 14 Tennessee, 04/12/15
Had 13 total bases in a game:	Bianka Bell, at Louisiana Tech, 03/15/16
Had 14 total bases in a game:	Kellsi Kloss, at Louisiana Tech, 03/15/16
Drew three walks in a game:	Sahvanna Jaquish, South Alabama, 04/25/17
Drew four walks in a game:	Sahvanna Jaquish, Missouri, 04/29/17
Drew two intentional walks in a game:	Sahvanna Jaquish, at South Carolina, 05/05/17
Drew three intentional walks in a game:	Stephanie Hill, at Ole Miss [Gm 1], 04/17/04
Hit by pitch twice in a game:	Bianka Bell, Bailey Landry, at Louisiana Tech, 03/15/16
Struck out three times in a game:	Bailey Landry, vs. UL-Lafayette, 05/21/17
Struck out four times in a game:	Allie Walljasper, at No. 12 Alabama, 04/07/17
Struck out five times in a game:	Ashley Lewis, Southern Miss, 05/20/00
Had two sacrifice hits in a game:	Allie Walljasper, Arizona State, 05/22/16
Had three sacrifice hits in a game:	Tara Asbill, at Alabama [Gm 1], 05/05/00
Had two sacrifice flies in a game:	Sahvanna Jaquish, vs. No. 13 Arizona, 02/20/15
Had two stolen bases in a game:	Aliyah Andrews, Southern Utah, 02/17/18
Had three stolen bases in a game:	Emily Griggs, Tennessee State, 02/07/15
Had four stolen bases in a game:	Aliyah Andrews, Oregon State, 02/17/18
Seven-inning complete-game shutout:	Allie Walljasper, No. 23 McNeese St., 03/02/18
Extra-inning complete-game shutout:	Maribeth Gorsuch, Illinois St. [10 IP], 03/02/18
Tossed a perfect game:	Sydney Smith vs. Tennessee Tech [5 IP], 03/04/16
Tossed a no-hitter:	Carley Hoover, Louisiana Tech, 02/15/17
Seven-inning no-hitter:	Carley Hoover, Louisiana Tech, 02/15/17
Seven-inning complete-game one-hitter:	Allie Walljasper, vs. Florida State, 5/27/17
Recorded 13 strikeouts in a game:	Carley Hoover, No.1 Florida, 03/25/16
Recorded 14 strikeouts in a game:	Rachele Fico, Tulsa, 02/09/13
Recorded 15 strikeouts in a game:	Carley Hoover, Texas Tech, 02/28/15
Recorded 16 strikeouts in a game:	Dani Hofer, vs. South Florida, 03/16/08
Recorded 17 strikeouts in a game:	Brittany Mack, at No. 10 Missouri [Gm 1], 05/27/11
Recorded 18 strikeouts in a game:	Rachele Fico, vs. Syracuse, 05/20/11
Recorded 19 strikeouts in a game:	Britni Sneed, vs. Oklahoma, 05/26/01
Recorded 22 strikeouts in a game:	Rachele Fico, at Mississippi State, 03/08/13
Pitched 10+ innings:	Maribeth Gorsuch, Illinois St. [10 IP], 03/02/18
Pitched 11+ innings:	Ashley Czechner, vs. Harvard, 02/28/14
Pitched 13+ innings:	Rachele Fico, at Mississippi State [14 IP], 03/08/13
Had 18 putouts:	Morgan Russell, vs. Syracuse, 05/20/11
Had 19 putouts:	Jennifer Schuelke, vs. Oklahoma, 05/26/01
Had 23 putouts:	Lauren Houston, at Mississippi State, 03/08/13
Had six assists:	Carley Hoover, Louisiana Tech, 02/16/18
Had seven assists:	Shemiah Sanchez, South Alabama, 04/25/17
Had eight assists:	Bianka Bell, at Arkansas, 04/29/16
Had two errors:	Shemiah Sanchez, vs. UL-Lafayette, 05/20/17
Had three errors:	Amber Serrett, Missouri, 04/29/17
Had four errors:	Andrea Smith, vs. Arizona, 05/26/06

Inning-by-Inning

SCORE BY INNINGS	1	2	3	4	5	6	7	8	9	10+	TOTALS
LSU	12	16	19	25	21	7	2	0	1	1	104
Opponents	5	7	7	2	3	2	1	0	0	0	27

HONORS & AWARDS

Carley Hoover

- 2018 USA Softball Player of the Year Top 50 Watch List

Allie Walljasper

- 2018 USA Softball Player of the Year Top 50 Watch List

2018 Overall Stats

Record: 19-2 Home: 15-0 Away: 1-0 Neutral: 3-2 SEC: 0-0

Player	avg	gp-gs	ab	r	h	2b	3b	hr	rbi	tb	slg%	bb	hp	so	gdp	ob%	sf	sh	sb-att	po	a	e	fld%	
22 Amanda Doyle	.448	21-21	58	11	26	8	0	3	25	43	.741	10	0	8	1	.514	2	0	0-1	134	13	2	.987	
4 Aliyah Andrews	.359	21-21	64	18	23	1	0	0	5	24	.375	5	1	8	0	.414	0	1	19-20	21	0	0	1.000	
17 Amber Serrett	.340	21-21	53	15	18	1	0	2	17	25	.472	10	1	9	0	.439	2	1	0-0	19	35	4	.931	
8 Emily Griggs	.262	21-21	65	15	17	3	2	1	11	27	.415	9	0	7	0	.351	0	2	1-1	16	0	0	1.000	
7 Becca Schulte	.250	21-21	48	11	12	3	0	1	7	18	.375	12	0	5	1	.387	2	0	4-5	44	38	4	.953	
15 Sydney Springfield	.238	18-18	42	5	10	2	0	1	7	15	.357	8	0	9	1	.360	0	0	0-0	28	0	0	1.000	
23 Shemiah Sanchez	.196	21-20	51	8	10	4	0	1	10	17	.333	12	0	11	0	.344	1	0	1-1	15	36	3	.944	

9 Elyse Thornhill	.400	5-1	5	0	2	0	0	0	0	2	.400	1	0	1	0	.500	0	0	0-0	0	0	0	.000	
24 Claire Weinberger	.300	11-9	20	8	6	2	0	0	1	8	.400	5	0	5	1	.440	0	0	0-0	6	0	0	1.000	
16 Taryn Antoine	.292	15-11	24	4	7	1	0	0	3	8	.333	5	0	4	0	.400	1	0	1-1	5	0	0	1.000	
25 Allie Walljasper	.222	11-9	27	1	6	0	0	1	2	9	.333	3	0	5	1	.300	0	0	0-0	2	17	0	1.000	
44 CC Caccamise	.200	9-5	5	1	1	0	0	0	0	1	.200	0	0	1	0	.200	0	0	0-0	41	1	2	.955	
1 Michaela Schlattman	.167	13-12	30	4	5	0	0	0	0	5	.167	3	2	5	0	.286	0	0	1-1	72	2	1	.987	
5 Kara Goff	.143	8-1	7	2	1	1	0	0	4	2	.286	3	0	3	0	.400	0	0	0-0	0	0	0	.000	
0 Akiya Thymes	.000	11-1	8	1	0	0	0	0	0	0	.000	2	0	1	0	.200	0	0	3-3	1	0	0	1.000	
13 Sydney Loupe	.000	4-3	1	0	0	0	0	0	0	0	.000	0	0	0	0	.000	0	0	0-0	17	0	0	1.000	
27 Shelbi Sunseri	.000	2-2	1	0	0	0	0	0	0	0	.000	1	0	1	0	.500	0	1	0-0	0	2	0	1.000	
6 Maribeth Gorsuch	.000	1-1	1	0	0	0	0	0	0	0	.000	0	0	1	0	.000	0	0	0-0	1	1	0	1.000	
Totals	.282	21	510	104	144	26	2	10	92	204	.400	89	4	84	5	.388	8	5	30-33	423	160	16	.973	
Opponents	.162	21	506	27	82	9	1	3	25	102	.202	34	6	141	3	.223	2	6	17-17	383	145	22	.960	

LOB - Team (130), Opp (106). DPs turned - Team (4), Opp (11). CI - Team (1), Caccamise 1.

(All games Sorted by Earned run avg)

Player	era	w-l	app	gs	cg	sho	sv	ip	h	r	er	bb	so	2b	3b	hr	b/avg	wp	hp	bk	sfa	sha
21 Carley Hoover	0.65	7-1	8	8	8	4/0	0	54.0	25	8	5	17	65	3	0	2	.135	3	2	0	0	3
25 Allie Walljasper	0.93	8-1	9	8	7	5/0	0	52.2	30	8	7	7	51	2	1	1	.156	4	1	0	1	1
6 Maribeth Gorsuch	2.05	3-0	5	4	3	1/0	0	27.1	21	9	8	6	24	4	0	0	.206	0	3	0	1	1

27 Shelbi Sunseri	2.00	1-0	1	1	1	0/0	0	7.0	6	2	2	4	1	0	0	0	.222	0	0	0	0	1
Totals	1.09	19-2	21	21	19	10/0	0	141.0	82	27	22	34	141	9	1	3	.162	7	6	0	2	6
Opponents	4.44	2-19	21	21	9	1/0	0	127.2	144	104	81	89	84	26	2	10	.282	11	4	0	8	5

PB - Team (2), Schlattman 2, Opp (2). SBA/ATT - Schlattman (8-8), Hoover (7-7), Walljasper (6-6), Caccamise (6-6), Gorsuch (3-3), Springfield (2-2), Sunseri (1-1), Loupe (1-1).

2017 SEC Stats

Record: 12-12 Home: 9-3 Away: 3-9 SEC: 12-12

Player	avg	gp-gs	ab	r	h	2b	3b	hr	rbi	tb	slg%	bb	hp	so	gdp	ob%	sf	sh	sb-att	po	a	e	fld%	
26 Bailey Landry	.346	24-24	78	11	27	3	3	0	6	36	.462	7	0	11	0	.395	1	1	4-4	18	0	2	.900	
4 Aliyah Andrews	.288	23-21	52	8	15	0	0	0	1	15	.288	3	0	6	0	.327	0	2	5-5	31	2	0	1.000	
8 Emily Griggs	.225	24-24	80	6	18	1	0	0	2	19	.238	4	0	11	0	.262	0	2	0-0	37	1	0	1.000	
5 Constance Quinn	.217	24-24	69	10	15	3	0	2	11	24	.348	4	0	7	1	.253	2	2	5-6	53	33	4	.956	
22 Amanda Doyle	.192	20-18	52	1	10	3	0	0	6	13	.250	5	0	8	0	.263	0	0	0-0	71	11	1	.988	
17 Amber Serrett	.188	24-24	64	3	12	2	0	0	5	14	.219	3	1	9	0	.232	1	0	0-0	23	50	9	.890	
23 Shemiah Sanchez	.184	22-22	49	10	9	0	0	0	4	9	.184	8	2	7	0	.322	0	1	0-0	23	53	6	.927	

2 Sahvanna Jaquish	.262	24-24	42	11	11	0	0	4	14	23	.548	36	3	5	1	.617	0	1	3-3	117	15	1	.992	
10 Nicky Dawson	.261	14-7	23	2	6	0	0	0	1	6	.261	2	1	3	0	.346	0	0	3-3	0	0	0	.000	
25 Allie Walljasper	.143	10-8	21	1	3	1	0	0	2	4	.190	2	0	5	1	.217	0	0	0-0	1	11	0	1.000	
15 Sydney Springfield	.081	15-13	37	2	3	0	0	1	1	6	.162	0	0	13	0	.081	0	0	0-0	85	6	2	.978	
9 Elyse Thornhill	.056	7-6	18	0	1	0	0	0	2	1	.056	0	0	2	0	.056	0	1	0-0	20	1	0	1.000	
11 Taylor Satchell	.000	3-2	6	0	0	0	0	0	0	0	.000	0	0	2	0	.000	0	0	0-0	0	0	0	.000	
6 Maribeth Gorsuch	.000	2-2	5	0	0	0	0	0	0	0	.000	0	0	2	0	.000	0	0	0-0	0	2	0	1.000	
1 Layna Savoie	.000	1-1	1	0	0	0	0	0	0	0	.000	0	0	1	0	.000	0	0	0-0	0	0	0	.000	
24 Claire Weinberger	.000	8-0	0	1	0	0	0	0	0	0	.000	0	0	0	0	.000	0	0	0-1	0	0	0	.000	
13 Sydney Loupe	.000	1-0	0	0	0	0	0	0	0	0	.000	0	0	0	0	.000	0	0	0-0	0	0	0	.000	
Totals	.218	24	597	66	130	13	3	7	55	170	.285	74	7	92	3	.309	4	10	20-22	481	200	25	.965	
Opponents	.197	24	593	57	117	18	1	4	46	149	.251	57	8	107	3	.275	4	12	14-19	479	203	27	.962	

LOB - Team (147), Opp (136). DPs turned - Team (5), Opp (7). IBB - Team (6), Jaquish 6. Picked off - Sanchez 1.

(SEC games only Sorted by Earned run avg)

Player	era	w-l	app	gs	cg	sho	sv	ip	h	r	er	bb	so	2b	3b	hr	b/avg	wp	hp	bk	sfa	sha
21 Carley Hoover	1.17	4-4	10	6	4	1/0	0	47.2	32	15	8	24	49	3	0	2	.184	4	3	0	1	2
25 Allie Walljasper	1.44	5-3	13	10	8	2/0	1	63.0	42	19	13	12	42	8	0	0	.185	2	4	0	0	7
12 Sydney Smith	2.53	3-5	9	8	4	3/0	0	44.1	39	21	16	18	13	6	1	2	.224	1	0	0	2	3

6 Maribeth Gorsuch	2.62	0-0	1	0	0	0/0	0	5.1	4	2	2	3	3	1	0	0	.222	0	1	0	1	0
Totals	1.70	12-12	24	24	16	6/0	1	160.1	117	57	39	57	107	18	1	4	.197	7	8	0	4	12
Opponents	2.10	12-12	24	24	16	3/1	3	159.2	130	66	48	74	92	13	3	7	.218	9	7	1	4	10

PB - Team (6), Jaquish 6, Opp (4). Pickoffs - Team (0), Opp (1). SBA/ATT - Jaquish (14-19), Walljasper (6-8), S. Smith (5-6), Hoover (3-5).

Results

DATE	OPPONENT	RESULT	INN	LSU R-H-E	OPP. R-H-E	RECORD [SEC]	PITCHER OF RECORD	ATT	TIME
02/08	Illinois-Chicago	W, 3-0	7	3-4-0	0-2-0	1-0 [0-0]	Hoover [1-0]	1171	1:53
02/09	UT Arlington!	W, 9-2	7	9-11-1	2-6-1	2-0 [0-0]	Sunseri [1-0]	1458	2:36
02/09	Southern Miss!	W, 4-0	7	4-5-2	0-4-2	3-0 [0-0]	Walljasper [1-0]	1458	1:48
02/11	UMass!	W, 7-0	7	7-10-2	0-2-1	4-0 [0-0]	Walljasper [2-0]	533	1:52
02/13	ULM	W, 10-0	5	10-10-1	0-1-2	5-0 [0-0]	Hoover [2-0]	1507	1:39
02/16	Central Arkansas@	W, 3-0	7	3-7-0	0-2-2	6-0 [0-0]	Walljasper [3-0]	1064	1:45
02/16	Louisiana Tech@	W, 2-1	9	2-8-1	1-3-0	7-0 [0-0]	Hoover [3-0]	1365	2:36
02/17	Southern Utah@	W, 13-1	5	13-6-1	1-2-2	8-0 [0-0]	Gorsuch [1-0]	1435	1:49
02/17	Oregon State@	W, 3-2	7	3-9-1	2-5-1	9-0 [0-0]	Walljasper [4-0]	1684	2:05
02/18	Oregon State@	W, 1-0	7	1-3-0	0-3-0	10-0 [0-0]	Hoover [4-0]	1392	1:34
02/22	vs. San Jose State%	W, 4-0	7	4-10-0	0-5-0	11-0 [0-0]	Hoover [5-0]	271	1:44
02/22	at Pacific%	W, 9-0	5	9-11-1	0-3-3	12-0 [0-0]	Walljasper [5-0]	354	1:55
02/23	vs. Nevada%	W, 5-2	7	5-5-1	2-6-2	13-0 [0-0]	Gorusch [2-0]	245	1:46
02/24	vs. Fresno State#	W, 10-2	5	10-8-0	2-4-1	14-0 [0-0]	Hoover [6-0]	1256	1:58
02/24	vs. No. 3/4 UCLA#	L, 9-1	5	1-2-0	9-13-0	14-1 [0-0]	Walljasper [5-1]	1625	1:51
02/25	vs. No. 5/2 Oregon#	L, 4-0	7	0-2-1	4-3-0	14-2 [0-0]	Hoover [6-1]	857	1:48
03/02	Illinois State\$	W, 1-0	10	1-6-1	0-1-0	15-2 [0-0]	Gorsuch [3-0]	1034	2:38
03/02	No. 23/RV McNeese St.\$	W, 2-0	7	2-4-0	0-2-3	16-2 [0-0]	Walljasper [6-1]	1589	2:00
03/03	Purdue\$	W, 6-2	7	6-8-1	2-6-1	17-2 [0-0]	Walljasper [7-1]	1588	2:07
03/03	Florida Atlantic\$	W, 6-1	7	6-8-0	1-4-0	18-2 [0-0]	Hoover [7-1]	1588	2:06
03/04	Florida Atlantic\$	W, 5-1	7	5-7-2	1-5-1	19-2 [0-0]	Walljasper [8-1]	1294	1:49

Rankings reflect NFCA and USA Softball Top 25 on day of competition; Home games are bolded and played at Tiger Park; !-Tiger Classic; @-Purple and Gold Challenge; %-Libby Matons Tournament, #-Mary Nutter Collegiate Classic; \$-LSU Invitational; &-LSU Round Robin; [SEC]-SEC contest; ^-SEC Tournament

HR Tracker, Multi-Hit, Multi-RBI Games

HOME RUN TRACKER

NO.	PLAYER	OPPONENT (DATE)	PITCHER	ON-BASE	INNING	OUTS	COUNT	SCORE	FINAL
1	Shemiah Sanchez [1]	UMass (2/11/18)	Colleran	1	1	1	3-2	0-0	W, 7-0
2	Amber Serrett [1]	UMass (2/11/18)	Oliver	2	5	2	0-1	4-0	W, 7-0
3	Amanda Doyle [1]	Southern Utah (2/17/18)	Lilly	1	3	2	2-2	2-1	W, 13-1
4	Amanda Doyle [2]	vs. San Jose State (2/22/18)	Aurin	1	1	1	2-2	1-0	W, 4-0
5	Becca Schulte [1]	at Pacific (2/22/18)	Walters	1	4	0	0-1	2-0	W, 9-0
6	Allie Walljasper [1]	vs. Nevada (2/23/18)	Jensen	0	3	0	3-1	0-2	W, 5-2
7	Emily Griggs [1]	vs. Fresno State (2/24/18)	Kennedy-Cummings	1	3	0	2-0	1-1	W, 10-2
8	Amber Serrett [2]	McNeese State (03/02/18)	Settle	1	7	2	2-1	0-0	W, 2-0
9	Amanda Doyle [3]	Purdue (03/03/18)	Bates	2	5	1	2-2	2-2	W, 6-2
10	Sydney Springfield [1]	Florida Atlantic (03/04/18)	Lokeinsky	3	1	1	2-0	0-0	w, 5-1

Bold represents game tying or go-ahead home run

HITTING STREAKS

PLAYER	LONGEST	CURRENT
Amanda Doyle	8	3
Aliyah Andrews	6	5
Michaela Schlattman	5	-
Amber Serrett	5	1
Becca Schulte	4	1
Sydney Springfield	3	3
Allie Walljasper	3	-
Shemiah Sanchez	2	-
Emily Griggs	2	2
Taryn Antoine	2	-
Claire Weinberger	2	1
Elyse Thornhill	1	1
CC Caccamise	1	1
Kara Goff	1	-

MULTIPLE RBI GAMES

PLAYER	2	3	4	5+	TOTAL
Amanda Doyle	4	1	1	1	7
Amber Serrett	3	2	-	-	5
Emily Griggs	3	1	-	-	4
Shemiah Sanchez	2	1	-	-	3
Sydney Springfield	1	-	1	-	2
Kara Goff	-	1	-	-	1
Becca Schulte	-	1	-	-	1
Aliyah Andrews	1	-	-	-	1

MULTIPLE HIT GAMES

PLAYER	2	3	4	5+	TOTAL
Amanda Doyle	5	2	-	-	7
Emily Griggs	6	-	-	-	6
Aliyah Andrews	4	1	-	-	5
Amber Serrett	4	-	-	-	4
Sydney Springfield	2	-	-	-	2
Becca Schulte	1	1	-	-	2

Starting Lineups

INNING-BY-INNING

	1	2	3	4	5	6	7	Ex	To
LSU	12	16	19	25	21	7	2	2	104
Opponent	5	7	7	2	3	2	1	0	27

RECORD WHEN LEADING

Inn	1	2	3	4	5	6
W-L	5-0	8-0	12-0	14-0	13-0	12-0

RECORD WHEN TRAILING

Inn	1	2	3	4	5	6
W-L	1-1	2-2	1-2	1-2	0-1	0-1

RECORD WHEN TIED

Inn	1	2	3	4	5	6
W-L	13-1	9-0	6-0	4-0	2-0	3-0

STARTERS BY POSITION

P	STARTS	RECORD
Carley Hoover	8	8-1
Allie Walljasper	8	8-1
Maribeth Gorsuch	4	4-0
Shelbi Sunseri	1	1-0

C	STARTS	RECORD
Michaela Schlattman	9	7-2
CC Caccamise	5	5-0
Sydney Springfield	4	4-0
Sydney Loupe	3	3-0

1B	STARTS	RECORD
Amanda Doyle	20	18-2
Sydney Springfield	1	1-0

2B	STARTS	RECORD
Becca Schulte	21	19-2

SS	STARTS	RECORD
Amber Serrett	21	19-2

3B	STARTS	RECORD
Shemiah Sanchez	20	18-2
Amanda Doyle	1	1-0

LF	STARTS	RECORD
Aliyah Andrews	21	19-2

CF	STARTS	RECORD
Emily Griggs	21	19-2

RF	STARTS	RECORD
Taryn Antoine	11	10-1
Claire Weinberger	9	8-1
Akiya Thymes	1	1-0

DP	STARTS	RECORD
Sydney Springfield	13	11-2
Michaela Schlattman	3	3-0
Allie Walljasper	2	2-0
Kara Goff	1	1-0
Elyse Thornhill	1	1-0
Shelbi Sunseri	1	1-0

STARTERS BY LINEUP SPOT

LEADOFF	STARTS	RECORD
Aliyah Andrews	14	12-2
Emily Griggs	7	7-0

2ND	STARTS	RECORD
Emily Griggs	14	12-2
Aliyah Andrews	7	6-0

3RD	STARTS	RECORD
Amber Serrett	10	8-2
Shemiah Sanchez	9	9-0
Michaela Schlattman	2	2-0

CLEANUP	STARTS	RECORD
Amanda Doyle	21	19-2

5TH	STARTS	RECORD
Sydney Springfield	10	9-1
Allie Walljasper	6	6-0
Shemiah Sanchez	3	2-1
Elyse Thornhill	1	1-0
Michaela Schlattman	1	1-0

6TH	STARTS	RECORD
Becca Schulte	12	10-2
Amber Serrett	7	7-0
Shemiah Sanchez	1	1-0
Sydney Springfield	1	1-0

7TH	STARTS	RECORD
Becca Schulte	7	7-0
Shemiah Sanchez	6	5-1
Sydney Springfield	5	4-1
Amber Serrett	2	2-0
Michaela Schlattman	1	1-0

8TH	STARTS	RECORD
Michaela Schlattman	8	6-2
Allie Walljasper	3	3-0
Becca Schulte	2	2-0
Sydney Springfield	2	2-0
Amber Serrett	2	2-0
Maribeth Gorsuch	1	1-0
CC Caccamise	1	1-0
Kara Goff	1	1-0
Shelbi Sunseri	1	1-0

9TH	STARTS	RECORD
Taryn Antoine	10	9-1
Claire Weinberger	9	8-1
Shemiah Sanchez	1	1-0
Akiya Thymes	1	1-0

Career Stats

#00 AKIYA THYMES' CAREER STATISTICS

YEAR	AVG	GP-GS	AB	R	H	2B	3B	HR	RBI	TB	SLG%	BB	HBP	SO	GDP	OB%	SF	SH	SB-ATT	PO	A	E	FLD%
2016	.000	31-0	2	10	0	0	0	0	0	0	.000	1	0	0	0	.333	0	0	12-14	0	0	0	.000
2018	.000	11-1	8	1	0	0	0	0	0	0	.000	2	0	1	0	.200	0	0	3-3	1	0	0	1.000
TOTAL	.000	42-1	10	11	0	0	0	0	0	0	.000	3	0	1	0	.231	0	0	15-17	1	0	0	.000

#1 MICHAELA SCHLATTMAN'S CAREER STATISTICS

YEAR	AVG	GP-GS	AB	R	H	2B	3B	HR	RBI	TB	SLG%	BB	HBP	SO	GDP	OB%	SF	SH	SB-ATT	PO	A	E	FLD%
2018	.167	13-12	30	4	5	0	0	0	0	5	.167	3	2	5	0	.286	0	0	1-1	72	2	1	.987
TOTAL	.167	13-12	30	4	5	0	0	0	0	5	.167	3	2	5	0	.286	0	0	1-1	72	2	1	.987

#4 ALIYAH ANDREWS' CAREER STATISTICS

YEAR	AVG	GP-GS	AB	R	H	2B	3B	HR	RBI	TB	SLG%	BB	HBP	SO	GDP	OB%	SF	SH	SB-ATT	PO	A	E	FLD%
2017	.339	64-52	127	30	43	0	0	0	4	43	.339	7	1	13	0	.375	1	5	11-13	68	3	2	.973
2018	.359	21-21	64	18	23	1	0	0	5	24	.375	5	1	8	0	.414	0	1	19-20	21	0	0	1.000
TOTAL	.346	85-73	191	48	66	1	0	0	9	67	.351	12	2	21	0	.388	1	6	30-33	89	3	2	.979

#5 KARA GOFF'S CAREER STATISTICS

YEAR	AVG	GP-GS	AB	R	H	2B	3B	HR	RBI	TB	SLG%	BB	HBP	SO	GDP	OB%	SF	SH	SB-ATT	PO	A	E	FLD%
2018	.143	8-1	7	2	1	1	0	0	4	2	.286	3	0	3	0	.400	0	0	0-0	0	0	0	.000
TOTAL	.143	8-1	7	2	1	1	0	0	4	2	.286	3	0	3	0	.400	0	0	0-0	0	0	0	.000

#6 MARIBETH GORSUCH'S CAREER STATISTICS

YEAR	AVG	GP-GS	AB	R	H	2B	3B	HR	RBI	TB	SLG%	BB	HBP	SO	GDP	OB%	SF	SH	SB-ATT	PO	A	E	FLD%
2017	.000	4-2	7	0	0	0	0	0	0	0	.000	0	0	3	0	.000	0	0	0-0	3	6	0	1.000
2018	.000	1-1	1	0	0	0	0	0	0	0	.000	0	0	1	0	.000	0	0	0-0	1	1	0	1.000
TOTALS	.000	5-3	8	0	0	0	0	0	0	0	.000	0	0	4	0	.000	0	0	0-0	4	7	0	1.000

YEAR	ERA	W-L	APP-GS	CG	SHO/CBO	SV	IP	H	R	ER	BB	SO	2B	3B	HR	BF	B/AVG	WP	HBP	BK	SFA	SHA
2017	5.00	3-1	9-6	3	0/0	0	28.0	29	21	20	16	26	6	0	3	135	.269	1	7	3	2	2
2018	2.05	3-0	5-4	3	1/0	0	27.1	21	9	8	6	24	4	0	0	113	.206	0	3	0	1	1
TOTALS	3.54	6-1	14-10	6	1/0	0	55.1	50	30	28	22	50	10	0	3	248	.238	1	10	3	3	3

#7 BECCA SCHULTE'S CAREER STATISTICS

YEAR	AVG	GP-GS	AB	R	H	2B	3B	HR	RBI	TB	SLG%	BB	HBP	SO	GDP	OB%	SF	SH	SB-ATT	PO	A	E	FLD%
2018	.250	21-21	48	11	12	3	0	1	7	18	.375	12	0	5	1	.387	2	0	4-5	44	38	4	.953
TOTAL	.250	21-21	48	11	12	3	0	1	7	18	.375	12	0	5	1	.387	2	0	4-5	44	38	4	.953

#8 EMILY GRIGGS' CAREER STATISTICS

YEAR	AVG	GP-GS	AB	R	H	2B	3B	HR	RBI	TB	SLG%	BB	HBP	SO	GDP	OB%	SF	SH	SB-ATT	PO	A	E	FLD%
2015	.343	62-61	140	35	48	4	2	0	15	56	.400	22	0	27	1	.432	0	4	14-17	79	1	2	.976
2016	.294	70-70	214	50	63	7	2	0	16	74	.346	26	0	28	0	.371	0	7	6-8	53	2	1	.982
2017	.317	70-70	230	43	73	7	0	0	27	80	.348	16	0	25	1	.362	0	5	6-9	83	2	0	1.000
2018	.262	21-21	65	15	17	3	2	1	11	27	.415	9	0	7	0	.351	0	2	1-1	16	0	0	1.000
TOTALS	.310	223-222	649	143	201	21	6	1	69	237	.365	73	0	87	2	.380	0	18	27-35	231	5	3	.987

#9 ELYSE THORNHILL'S CAREER STATISTICS

YEAR	AVG	GP-GS	AB	R	H	2B	3B	HR	RBI	TB	SLG%	BB	HBP	SO	GDP	OB%	SF	SH	SB-ATT	PO	A	E	FLD%
2016	.242	34-27	62	7	15	5	0	0	9	20	.232	12	1	17	0	.372	2	1	3-3	28	2	0	1.000
2017	.220	22-17	50	5	11	1	0	0	7	12	.240	3	1	6	0	.278	0	1	0-0	34	2	0	1.000
2018	.400	5-1	5	0	2	0	0	0	0	2	.400	1	0	1	0	.500	0	0	0-0	0	0	0	.000
TOTAL	.239	61-45	117	12	28	6	0	0	16	34	.291	17	2	24	0	.341	2	2	3-3	62	4	0	1.000

#10 SYDNEY BOURG'S CAREER STATISTICS

YEAR	AVG	GP-GS	AB	R	H	2B	3B	HR	RBI	TB	SLG%	BB	HBP	SO	GDP	OB%	SF	SH	SB-ATT	PO	A	E	FLD%
2015	.262	31-21	42	7	11	0	0	0	2	11	.262	8	3	10	0	.415	0	3	0-0	32	38	5	.933
2016	.222	25-13	18	6	4	0	2	0	3	8	.444	1	0	5	0	.263	0	0	2-2	13	2	1	.938
TOTALS	.314	132-131	354	85	111	11	4	0	31	130	.367	48	0	55	1	.396	0	11	20-25	132	3	3	.978

Nicholls State

YEAR	AVG	GP-GS	AB	R	H	2B	3B	HR	RBI	TB	SLG%	BB	HBP	SO	GDP	OB%	SF	SH	SB-ATT	PO	A	E	FLD%
2017	.285	57-57	172	24	49	6	3	1	16	64	.372	8	4	17	1	.330	1	3	17-20	85	14	7	.934

#13 SYDNEY LOUPE'S CAREER STATISTICS

YEAR	AVG	GP-GS	AB	R	H	2B	3B	HR	RBI	TB	SLG%	BB	HBP	SO	GDP	OB%	SF	SH	SB-ATT	PO	A	E	FLD%
2015	.000	1-0	1	0	0	0	0	0	0	0	.000	0	0	0	0	.000	0	0	0-0	0	0	0	.000
2016	.000	1-0	1	0	0	0	0	0	0	0	.000	0	0	0	0	.000	0	0	0-0	0	0	0	.000
2017	.000	9-0	1	3	0	0	0	0	0	0	.000	0	0	0	0	.000	0	0	0-0	0	0	0	.000
2018	.000	4-3	1	0	0	0	0	0	0	0	.000	0	0	0	0	.000	0	0	0-0	17	0	0	1.000
TOTALS	.000	15-3	4	3	0	0	0	0	0	0	.000	0	0	0	0	.000	0	0	0-0	17	0	0	1.000

Career Stats

#44 CC CACCAMISE'S CAREER STATISTICS

YEAR	AVG	GP-GS	AB	R	H	2B	3B	HR	RBI	TB	SLG%	BB	HBP	SO	GDP	OB%	SF	SH	SB-ATT	PO	A	E	FLD%
2018	.200	9-5	5	1	1	0	0	0	0	1	.200	0	0	1	0	.200	0	0	0-0	41	1	2	.955
TOTAL	.200	9-5	5	1	1	0	0	0	0	1	.200	0	0	1	0	.200	0	0	0-0	41	1	2	.955

Single-Game Career Highs

#00 AKIYA THYMES' CAREER HIGHS

Runs Scored: 1, 11 times
Walks: 1, 3 times
Struck Out: 1, vs. San Jose State (2/22/18)
At Bats: 2, Illinois State (3/2/18)
Stolen Bases: 2, Southern Miss (4/6/16)
Caught Stealing: 1, 2 times
Field Chances: 1, Illinois State (3/2/18)
Putouts: 1, Illinois State (3/2/18)

#4 ALIYAH ANDREWS' CAREER HIGHS

Hits: 3, Oregon State (2/17/18)
Doubles: 1, UT Arlington (2/9/18)
Total Bases: 3, 2 times
RBI: 2, UT Arlington (2/9/18)
Runs Scored: 3, Southern Utah (2/17/18)
Walks: 2, Illinois State (3/2/18)
Hit by Pitch: 1, vs. Bethune-Cookman (2/23/17)
Struck Out: 1, 12 times
Sac Flies: 1, Nicholls St. (3/21/17)
Sac Bunts: 1, 5 times
At Bats: 4, 7 times
Stolen Bases: 4, Oregon State (2/17/18)
Caught Stealing: 1, 2 times
Field Chances: 5, vs. Missouri (5/10/17)
Putouts: 4, 3 times
Assists: 1, 3 times

#6 MARIBETH GORSUCH'S CAREER HIGHS

Struck Out: 2, Tennessee (4/23/17)
At Bats: 3, at Ole Miss (4/15/17)
Innings Pitched: 0.0, Illinois State (3/2/18)
Walks Allowed: 3, 2 times
Strikeouts: 12, Illinois State (3/2/18)
Batters Faced: 35, Illinois State (3/2/18)
Field Chances: 3, vs. Bethune-Cookman (2/23/17)
Putouts: 2, vs. Bethune-Cookman (2/23/17)
Assists: 2, 2 times

#8 EMILY GRIGGS' CAREER HIGHS

Hits: 3, 8 times
Doubles: 2, 2 times
Triples: 1, 6 times
Homeruns: 1, vs. Fresno State (2/24/18)
Total Bases: 6, vs. Fresno State (2/24/18)
RBI: 3, FAU (3/3/18)
Runs Scored: 3, 7 times
Walks: 3, vs. Long Beach St. (2/24/17)
Struck Out: 3, 2 times
Sac Bunts: 1, 17 times
At Bats: 6, at Mississippi St. (4/16/16)
Stolen Bases: 3, Tennessee St. (2/7/15)
Caught Stealing: 1, 7 times
Field Chances: 6, at South Carolina (5/6/17)
Putouts: 5, 2 times
Assists: 1, 4 times

#9 ELYSE THORNHILL CAREER HIGHS

Hits: 2, 5 times
Doubles: 2, Connecticut (2/13/16)
Total Bases: 4, Connecticut (2/13/16)
RBI: 3, Oklahoma St. (2/10/17)
Runs Scored: 1, 12 times
Walks: 2, Alabama (3/13/16)
Hit by Pitch: 1, 2 times
Struck Out: 2, 4 times
Sac Flies: 1, 2 times
Sac Bunts: 1, 2 times
At Bats: 4, Oklahoma St. (2/10/17)
Stolen Bases: 1, 3 times
Field Chances: 9, Tennessee (4/22/17)
Putouts: 9, Tennessee (4/22/17)
Assists: 1, 4 times

#13 SYDNEY LOUPE'S CAREER HIGHS

Runs Scored: 1, 2 times
At Bats: 1, 4 times
Field Chances: 8, Central Arkansas (2/16/18)
Putouts: 8, Central Arkansas (2/16/18)

#15 SYDNEY SPRINGFIELD CAREER HIGHS

Hits: 3, 3 times
Doubles: 1, 8 times
Homeruns: 2, 3 times
Total bases: 9, 2 times
RBI: 6, 3 times
Runs Scored: 2, 6 times
Walks: 2, 3 times
Hit by Pitch: 1, Northwestern St. (4/18/17)
Struck Out: 3, vs. Omaha (3/17/17)
Sac Flies: 1, 2 times
Sac Bunts: 1, McNeese (2/11/17)
At Bats: 4, 16 times
Caught Stealing: 1, vs. Utah (2/25/17)
Field Chances: 13, at Alabama (4/8/17)
Putouts: 12, 2 times
Assists: 2, at Auburn (3/12/17)

#17 AMBER SERRETT CAREER HIGHS

Hits: 3, 4 times
Doubles: 2, 2 times
Triples: 1, La.-Monroe (3/28/17)
Homeruns: 1, 7 times
Total Bases: 6, vs. Bethune-Cookman (2/23/17)
RBI: 4, Central Arkansas (2/18/17)
Runs Scored: 4, at Louisiana Tech (3/15/16)
Walks: 2, 4 times
Hit by Pitch: 1, 8 times
Struck Out: 2, 7 times
Sac Flies: 1, 5 times
Sac Bunts: 1, 7 times
At Bats: 5, at Louisiana Tech (3/15/16)
Stolen Bases: 2, Memphis (3/4/16)
Caught Stealing: 1, Nicholls St. (3/21/17)
Field Chances: 10, at Mississippi St. (4/16/16)
Putouts: 6, Southern Miss (4/6/16)
Assists: 7, at Mississippi St. (4/16/16)

#21 CARLEY HOOVER'S CAREER HIGHS

Hits: 1, Pacific (2/14/16)
Total Bases: 1, Pacific (2/14/16)
RBI: 1, 3 times
Walks: 2, Liberty (3/5/16)
Struck Out: 2, Alabama (3/11/16)
Sac Bunts: 1, vs. UCF (2/20/16)
At Bats: 3, 2 times
Innings Pitched: 9, Louisiana Tech (2/16/18)
Walks Allowed: 7, vs. UCF (2/20/16)
Strikeouts: 15, Texas Tech (2/28/16)
Batters Faced: 33, 2 times
Field Chances: 6, 2 times
Putouts: 1, 10 times
Assists: 6, Louisiana Tech (2/16/18)
Runners CS: 2, 3 times

#22 AMANDA DOYLE'S CAREER HIGHS

Hits: 3, vs. Long Beach St. (2/24/17)
Doubles: 2, Central Arkansas (2/18/17)
Triples: 1, Illinois State (3/3/17)
Homeruns: 2, vs. UCLA (2/25/17)
Total Bases: 8, vs. UCLA (2/25/17)
RBI: 5, vs. Fresno State (2/24/18)
Runs Scored: 3, vs. Long Beach St. (2/24/17)
Walks: 2, 2 times
Hit by Pitch: 1, 3 times
Struck Out: 3, Minnesota (3/4/17)
Sac Flies: 1, 3 times
Sac Bunts: 1, at Southern Miss (2/28/17)
At Bats: 4, 13 times
Caught Stealing: 1, 2 times
Field Chances: 13, 2 times
Putouts: 13, McNeese St. (2/11/17)
Assists: 4, at Ole Miss (4/14/17)

#23 SHEMIAH SANCHEZ'S CAREER HIGHS

Hits: 2, 3 times
Doubles: 2, Florida Atlantic (3/5/17)
Homeruns: 1, two times
Total Bases: 4, 3 times
RBI: 3, at Pacific (2/22/18)
Runs Scored: 2, 4 times
Walks: 2, 2 times
Hit by Pitch: 1, 8 times
Struck Out: 2, 5 times
Sac Flies: 1, 4 times
Sac Bunts: 1, 3 times
At Bats: 4, 5 times
Stolen Bases: 1, 3 times
Caught Stealing: 1, Ohio State (2/12/16)
Field Chances: 9, Missouri (4/29/17)
Putouts: 4, Pacific (2/13/16)
Assists: 7, South Alabama (4/25/17)

#24 CLAIRE WEINBERGER'S CAREER HIGHS

Hits: 1, 8 times
Doubles: 1, 2 times
Total Bases: 2, 2 times
RBI: 2, vs. Bethune-Cookman (2/23/17)
Runs Scored: 2, 3 times
Walks: 2, Louisiana Tech (2/16/18)
Struck Out: 2, vs. Oregon (2/25/18)
At Bats: 3, 3 times
Stolen Bases: 1, 4 times
Caught Stealing: 1, 3 times
Field Chances: 2, 2 times
Putouts: 2, 2 times

#25 ALLIE WALLJASPER'S CAREER HIGHS

Hits: 3, at Arkansas (4/29/16)
Doubles: 1, 4 times
Homeruns: 1, 7 times
Total Bases: 4, 9 times
RBI: 4, vs. Cal St. Fullerton (2/19/15)
Runs Scored: 1, 14 times
Walks: 3, at Arkansas (5/1/16)
Hit by Pitch: 1, 4 times
Struck Out: 4, at Alabama (4/7/17)
Sac Flies: 1, La.-Monroe (3/28/17)
Sac Bunts: 2, at Arizona St. (5/22/16)
At Bats: 4, 7 times
Innings Pitched: 9.1, at Nebraska (5/16/15)
Walks Allowed: 4, vs. Tennessee (5/13/16)
Strikeouts: 10, 2 times
Batters Faced: 36, at Nebraska (5/16/15)
Field Chances: 6, Southern Miss (4/6/16)
Putouts: 2, Auburn (5/2/15)
Assists: 5, 2 times
Runner CS: 1, 4 times

2018 TV/Radio Chart



00
Akiya Thymes
Outfield
5-1 · So.-1L · L-R
Brusly, La.



1
Michaela Schlattman
Infield/Utility
5-7 · Jr.-TR · R-R
Plainfield, Ill.



4
Aliyah Andrews
Outfield
5-7 · So.-1L · L-R
Oldsmar, Fla.



5
Kara Goff
Utility
5-6 · Fr.-HS · L-R
Ruston, La.



6
Maribeth Gorsuch
Pitcher
5-10 · So.-1L · R-R
Lewisville, Texas



7
Becca Schulte
Infield
6-0 · Jr.-TR · R-R
Andover, Kan.



8
Emily Griggs
Outfield
5-1 · Sr.-3L · L-R
Wichita, Kan.



9
Elyse Thornhill
Utility
5-9 · Jr.-2L · L-R
Baton Rouge, La.



10
Sydney Bourg
Utility
5-6 · Sr.-2L · L-R
Slidell, La.



12
River Glenn
Outfield
5-6 · Fr.-HS · R-R
Seekonk, Mass.



13
Sydney Loupe
Catcher
5-2 · Sr.-3L · R-R
Slidell, La.



15
Sydney Springfield
Infield
5-11 · So.-1L · R-R
Flower Mound, Texas



16
Taryn Antoine
Outfield
5-3 · Fr.-HS · L-R
Alexandria, La.



17
Amber Serrett
Infield
5-6 · Jr.-2L · R-R
Spring, Texas



21
Carley Hoover
Pitcher
6-2 · Sr.-3L · R-R
Clemson, S.C.



22
Amanda Doyle
Infield
5-8 · So.-1L · R-R
Santa Clarita, Calif.




23
Shemiah Sanchez
Infield
5-2 · Jr.-2L · R-R
Newnan, Ga.




24
Claire Weinberger
Outfield
5-5 · So.-1L · L-R
Prairieville, La.



25
Allie Walljasper
Pitcher
6-2 · Sr.-3L · R-R
Manteca, Calif.




27
Shelbi Sunseri
Pitcher/Utility
5-10 · Fr.-HS · R-R
Santa Fe, Texas



44
CC Caccamise
Catcher/Infield
5-7 · Fr.-HS · R-R
San Diego, Calif.




Beth Torina
Head Coach
7th Season
LSU Record: 272-119




Howard Dobson
Assistant Coach
7th Season



Lindsay Leftwich
Assistant Coach
7th Season



Sahvanna Jaquish
Volunteer Coach
1st Season



Quinlan Duhon
Director of Operations
9th Season