

#LSU

@LSUfootball  
@LSUCoachMiles  
/LSUfootball  
@LSUfootball

# LSU

## 2015 FOOTBALL



NATIONAL CHAMPIONS

1958 • 2003 • 2007

SEC CHAMPIONS

1935 • 1936 • 1958 • 1961 • 1970  
1986 • 1988 • 2001 • 2003 • 2007 • 2011

## GAME

8

## Alabama

November 7, 2015  
7:10 p.m. CT • CBS  
Tuscaloosa, Ala.  
Bryant-Denny Stadium (101,821)

## 2015 SCHEDULES

## #2 LSU (7-0, 4-0 SEC)

DATE LSU RANK OPPONENT TV RESULT/TIME  
SEPTEMBER (3-0)

5 #14/13 McNeese State SECN-Alt No contest  
12 #14/15 at #25 Mississippi State \* ESPN W, 21-19  
19 #13/14 #18/15 Auburn \* CBS W, 45-21  
26 #8/9 at Syracuse ESPN W, 34-24

## OCTOBER (4-0)

3 #9/8 Eastern Michigan ESPN W, 44-22  
10 #7/5 South Carolina \* ESPN W, 45-24  
17 #6/5 #8/11 Florida \* ESPN W, 35-28  
24 #5/5 Western Kentucky ESPN W, 48-20

## NOVEMBER (0-0)

7 #2/4/4 at #4 Alabama \* CBS 7:10 p.m. CT  
14 Arkansas \* TBA TBA  
21 at Ole Miss \* TBA TBA  
28 Texas A&M \* TBA TBA

## DECEMBER

5 SEC Championship Game CBS 3 p.m.  
Atlanta, Ga.

## #4 Alabama (7-1, 4-1 SEC)

DATE OPPONENT TV RESULT/TIME  
SEPTEMBER (3-1)

5 vs. #20/18 Wisconsin ABC W, 35-17  
12 Middle Tennessee SECN W, 37-10  
19 #15/11 Ole Miss \* ESPN L, 43-37  
26 Louisiana-Monroe SECN W, 34-0

## OCTOBER (4-0)

3 at #8/6 Georgia \* CBS W, 38-10  
10 Arkansas \* ESPN W, 27-14  
17 at #9/10 Texas A&M \* CBS W, 41-23  
24 Tennessee \* CBS W, 19-14

## NOVEMBER (0-0)

7 #2 LSU \* CBS 7:10 p.m. CT  
14 at Mississippi State \* TBA TBA  
21 Charleston Southern TBA TBA  
28 at Auburn \* TBA TBA

## ON THE AIR



## LSU Sports Radio Network

Jim Hawthorne, play-by-play  
Doug Moreau, analyst  
Gordy Rush, sideline



## CBS

Verne Lundquist, play-by-play  
Gary Danielson, analyst  
Allie LaForce, sideline reporter



## SEC Network (Replay)

Sunday, Nov. 8 at 6 p.m. CT  
Monday, Nov. 9 at 9 a.m. CT

## BREAKDOWN

## LSU

**Record** 7-0, 4-0 SEC  
**Ranking** No. 4 AP / No. 4 Amway Coaches  
No. 2 College Football Playoff  
**Last Game** Oct. 24 vs. #RV Western Kentucky  
Won, 48-20  
**Head Coach** Les Miles  
**Career Record** 138-50/15th year  
**LSU Record** 110-29/11th year  
**Miles vs. Alabama** 5-6  
**vs. Saban** 3-6  
**LSU vs. Alabama** 25-49-5



## Alabama

**Record** 7-1, 4-1 SEC  
**Ranking** No. 7 AP / No. 7 Amway Coaches  
No. 4 College Football Playoff  
**Last Game** Oct. 24 vs. Tennessee  
Won, 19-14  
**Head Coach** Nick Saban  
**Career Record** 184-60-1/20th year  
**Alabama Record** 93-18/9th year  
**vs. LSU** 6-4 (6-3 at UA)  
**vs. Miles** 6-3



## NEXT UP

## LSU Faces Alabama In Primetime Clash Between Top 10 Teams

LSU and Alabama make what has become an annual primetime appearance on CBS when the second-ranked Tigers travel to Tuscaloosa to face No. 4 Alabama on Saturday in Bryant-Denny Stadium. Kickoff between SEC Western Division leaders is set for 7:10 p.m. It's the ninth straight year that CBS will televise the LSU-Alabama game, and it's the fifth consecutive meeting that will come in primetime on the network. LSU brings a 7-0 overall mark into the contest and the Tigers remain the last undefeated team in the SEC. LSU leads the SEC Western Division with a 4-0 mark. The Tigers are ranked No. 4 in both the USA Today/Amway Coaches Poll and the Associated Press Top 25. Alabama is 7-1 overall and 4-1 in SEC play with its only loss coming to Ole Miss on Sept. 19. LSU and Alabama both enjoyed open dates last week. LSU is coming off a 48-20 win over Western Kentucky in its last outing on Sept. 24, while the Crimson Tide held off Tennessee, 19-14, in their last game. This year's LSU-Alabama game marks the seventh time since 2005 that both teams enter the game ranked in the Top 10. Since taking over at LSU in 2005, **Les Miles** has gone 5-6 vs. Alabama with seven of the 11 games being decided by 7 points or less. Also, four of the 11 games that Miles has coached against Alabama have gone to overtime (LSU won in 2005 and 2011 in Tuscaloosa; Alabama won in 2008 and 2014 in Baton Rouge). With five wins against Alabama, Miles is the winningest coach in LSU history against the Crimson Tide. Overall, Miles is 137-49 in his 15 seasons as a head coach (11 at LSU, 4 at Oklahoma State). LSU brings the SEC's top rushing attack at 309.1 yards per game along with the nation's leading rusher in **Leonard Fournette** (1,352 yards, 193.1 yards/game, 15 TDs). The Tiger offense also features the SEC's No. 2 rated quarterback in efficiency in **Brandon Harris**, who has connected on 75-of-128 passes for 1,098 yards, 9 TDs and no interceptions. Harris is now 7-1 as LSU's starting quarterback. LSU is second in the SEC in scoring (38.9) and No. 2 in total offense (466.0). Defensively, the Tigers second in the SEC in rushing (93.7) and No. 4 overall (315.9). Alabama goes into the game leading the SEC in rush defense (78.5) and total defense (275.8). Defensive leaders for LSU are LB **Kendell Beckwith** (51 tackles), LB **Deion Jones** (51 tackles, 6.0 TFL, 2.5 sacks, 2 interceptions, 5 QB hurries), DE **Lewis Neal** (32 tackles, 8.0 TFL, 7.0 sacks), DT **Davon Godchaux** (26 tackles, 6.0 TFL, 3.0 sacks) and DB **Jamal Adams** (34 tackles, 3 interceptions, 3 PBUs). PK **Trent Domingue** is a perfect 9-of-9 on field goals this year.

## TALKING POINTS

- RB **Leonard Fournette** has rushed for 100 or more yards in 9 straight games and he continues to lead the nation in rushing (1,352), rushing yards a game (193.1) and is No. 2 in rushing TDs (15).
- This year, **Fournette** became the first player in SEC history to rush for 200 yards in three straight games (228 yards vs. Auburn, 244 vs. Syracuse and 233 vs. Eastern Michigan), and he also became the first player in SEC history to reach 1,000 yards in 5th game of season.
- **Brandon Harris** has thrown for 200 yards in three straight games joining Zach Mettenberger (2012 and 2013), Matt Flynn (2007) and JaMarcus Russell (2006 and 2005) as the QBs to accomplish this dating back to 2005.
- In 28 quarters of football this year, LSU has trailed at the end

of just one quarter (7-0 vs. Florida). LSU has outscored its first seven opponents 63-10 in the 1Q and 124-51 in the 1st half.

- LSU is 7-0 for the 3rd time under **Miles**. Of the two previous 7-0 starts under Miles, LSU improved to 8-0 once (2011 when Tigers went 13-0 in regular season).
- LSU is 11-1 when **Leonard Fournette** rushes for 100 yards in a game.
- LSU had its 34th 200-plus yard rushing game under **Les Miles** against Western Kentucky. LSU has won 24 straight games when rushing for 200 or more yards as a team, and the Tigers are 31-3 under Miles when reaching the mark. LSU's last loss when rushing for 200 or more yards came against No. 1 Alabama in 2008 (L, 27-21 OT).
- LSU has scored 45 non-offensive

TDs (24 special teams, 21 defensive) under **Miles**. The most recent came vs. Florida when PK **Trent Domingue** scored on a fake field goal.

- Of the players listed on the LSU depth chart, 18 started as true freshmen. 46 players listed on the offense/defense depth chart played as true freshmen. Under **Miles**, LSU has played 112 true freshmen, including 12 this year.
- Under **Miles**, LSU is 106-28 as a Top 25 team; 75-20 as a Top 10 team; and 43-10 as a Top 5 ranked team. In 139 games under Miles, LSU has been ranked for 134 of them (96.4 pct.).
- LSU OL **Vadal Alexander**, **Jerald Hawkins** and **Ethan Pocic** have been in the same starting lineup 19 times in their career and LSU has had a 100-yard rusher in 15 of those games. LSU is 15-4 with the trio in the same lineup.

# Arkansas Week

9

## MONDAY

### Miles Press Luncheon

11:30 a.m. - Athletic Building, 5th Floor

2 p.m. - Player Interviews (Indoor Facility)

### Practice

4 p.m. - McClendon Practice Facility (Closed)

6:30 p.m. - Player Interviews (Indoor Facility)

10

## TUESDAY

### Practice

4 p.m. - McClendon Practice Facility (Closed)

No media availability

11

## WEDNESDAY

### SEC Teleconference

10 a.m. Miles on call

### Practice

4 p.m. - McClendon Practice Facility (Closed)

6 p.m. - Miles post practice interview (Team Room)

### Miles Radio Show

7 p.m. - TJ Ribs (Acadian)

12

## THURSDAY

### Practice

4 p.m. - McClendon Practice Facility (Closed)

13

## FRIDAY

### Walk Through

TBA (Closed)

14

## SATURDAY

### GameDay

Arkansas at LSU  
Baton Rouge, La.  
TBA

### Post Game

Coach Miles is available following the game in the press conference room.

Players will immediately follow in press conf. room

15

## SUNDAY

### Off Day

No media availability

## LSU Media Services

### Les Miles Interviews

#### Monday Press Luncheon: "Lunch with Les"

LSU coach Miles meets with the media each Monday of game week in the press conference room, which is located on the fifth floor of the LSU Athletic Administration Building. Lunch is served at 11:30 a.m. (CT) followed by comments from the Coach Miles at 12:30 p.m. (CT). Media members can park in Lot 104 (formerly Lot F) on campus, which is located off Nicholson Drive in front of the track stadium. A transcript of coach Miles' opening statement as well as the question and answer session can be found on the Internet at [www.LSUsports.net](http://www.LSUsports.net).

#### Listen To Les Miles' Weekly Press Conference

Members of the media can access the audio portion of Coach Miles' Weekly Press Luncheon each Monday starting at 12:10 p.m. CT at [www.LSUsports.net/live](http://www.LSUsports.net/live) or over the radio in the Baton Rouge area on 104.5 FM.

#### SEC Teleconference

The 14 SEC coaches are featured on a weekly teleconference each Wednesday at 10 a.m. (CT) during the regular season. Coach Miles speaks for 10 minutes starting at 10 a.m. Contact the LSU Sports Information Department to obtain the phone number to access the call.

#### Wednesday Post Practice

Coach Miles meets with the media immediately after practice on Wednesday's during the regular season in the Team Room of the LSU Operations Center. This interview takes place at approximately 6 p.m. each week.

### LSU Player Interviews

LSU players are available to the media on three days during a typical game week - Mondays, Tuesdays and following the game on Saturday. Interview requests for the Monday and Tuesday media opportunities should be made at least 24 hours in advance and emailed to Michael Bonnette ([mbonnet@lsu.edu](mailto:mbonnet@lsu.edu)) and Jake Terry ([jerry9@lsu.edu](mailto:jerry9@lsu.edu)). Members of the media are not permitted to contact players on their cell phones under any circumstance.

#### Following the Press Luncheon

LSU players will be made available at either 1:15 p.m. or 2 p.m. (CT) following head coach Les Miles' Press Luncheon each Monday afternoon at the Indoor Football Facility. Requests must be made on (or prior to) the Sunday following the game. Interview start times vary based on weekly schedule.

#### Post Practice

LSU players are available after practice on Monday and Tuesday by appointment at the Indoor Football Facility. These interviews are held at approximately 6:30 p.m. on Monday and 6 p.m. on Tuesday.

#### LSU Video Newsfeed

LSU will be distributing video interviews and other highlights via FTP during the 2015 season. A link to download the newsfeed will be emailed to members of the media each Monday afternoon during the season. Email Michael Bonnette at [mbonnet@lsu.edu](mailto:mbonnet@lsu.edu) to be placed on the distribution list.

### WHO TO CONTACT

**Communications Office** • (225) 578-8226

**Michael Bonnette** • Sr. Assoc. AD/Communications Director

E-mail: [mbonnet@lsu.edu](mailto:mbonnet@lsu.edu) • Twitter: @LSUBonnette

**Jake Terry** • Associate Communications Director

E-mail: [jerry9@lsu.edu](mailto:jerry9@lsu.edu) • Twitter: @LSUjake

#### LSU Director of Digital Media

Todd Politz - [tpolitz@lsu.edu](mailto:tpolitz@lsu.edu)

#### Network Operations/SEC Network

Kevin Wagner - [jwagne2@lsu.edu](mailto:jwagne2@lsu.edu)

John Schiebe - [jschieb@lsu.edu](mailto:jschieb@lsu.edu)

#### LSU Sports Productions

David Landry - [landryd@lsu.edu](mailto:landryd@lsu.edu)

Lee Scioneaux - [scioneaux@lsu.edu](mailto:scioneaux@lsu.edu)

Andrew Franzella - [af Franzella@lsu.edu](mailto:af Franzella@lsu.edu)

#### LSU Radio

Jim Hawthorne - [Isuradio@lsu.edu](mailto:Isuradio@lsu.edu)

#### LSU Sports Information Mailing Address

LSU Box 25095

Baton Rouge, LA 70803

### ON THE INTERNET

#### [www.LSUsports.net/media](http://www.LSUsports.net/media)

The Official Website of LSU Athletics is home to all the football information you need. Schedules, results, rosters, bios, statistics and game notes can be found and are always up to date. The GAMEDAY section, updated daily, has all relevant info for the upcoming game.

#### CollegePressBox.com

Collegepressbox.com is the official media website for SEC Football. Access and download weekly game notes, quotes, statistics, media guides, headshots, logos, flip cards and more for the conference and each of its member schools. Login information will be distributed to accredited media or you can apply for a password by sending an e-mail to [password@collegepressbox.com](mailto:password@collegepressbox.com).



### LSU Football on Twitter & Facebook

[facebook.com/LSUfootball](https://facebook.com/LSUfootball)

[twitter.com/LSUfootball](https://twitter.com/LSUfootball)

[twitter.com/LSUCoachMiles](https://twitter.com/LSUCoachMiles)

[twitter.com/LSUMediaAlerts](https://twitter.com/LSUMediaAlerts)

[instagram.com/LSUfootball](https://instagram.com/LSUfootball)

[LSUsports.net/fancage](http://LSUsports.net/fancage)



## THE LES MILES FILE

**Born:** Nov. 10, 1953

**Hometown:** Elyria, Ohio

**Wife:** Kathy

**Children:** Kathryn "Smacker", Leslie Matthew "Manny", Benjamin, and Macy Grace

**College:** Michigan, '76

### Coaching Experience

1980-81	Assistant Coach	Michigan
1982-86	Assistant Coach	Colorado
1987-94	Assistant Coach	Michigan
1995-97	Assistant Coach	Oklahoma State
1998-00	Assistant Coach	Dallas Cowboys
2001-04	Head Coach	Oklahoma State
2005-pres.	Head Coach	LSU

## LES MILES NOTABLES

<b>110-29</b>	Overall Record at LSU
<b>68-8</b>	Record vs. Unranked Teams
<b>67-9</b>	Record in Tiger Stadium
<b>60-24</b>	Record in SEC Regular Season Games
<b>42-21</b>	Record vs. Top 25 Teams
<b>39-16</b>	Record vs. SEC Western Division (Reg. S)
<b>34-9</b>	Record in SEC Home Games
<b>26-15</b>	Record in SEC Road Games
<b>24</b>	Fourth Quarter/Overtime Comeback Wins For LSU Since 2005
<b>16-16</b>	Record vs. Top 10 Teams
<b>16</b>	Number of wins over coaches who have won a national title *
<b>6-4</b>	Record in Bowl Games
<b>2-1</b>	Record in BCS Bowl Games
<b>1</b>	BCS National Championship
<b>2</b>	SEC Championships

\* - Came against Philip Fulmer (twice), Urban Meyer (three times), Larry Coker, Steve Spurrier (four times), Nick Saban (three times), Gene Chizik (twice) and Jim Tressel.

# Les Miles

## 2011 NATIONAL COACH OF THE YEAR • 11TH SEASON

The dynasty that Les Miles has built at LSU reached another milestone in 2014 as the 11th year head coach guided the Tigers to a school-record 15th consecutive bowl game while becoming just the second coach in school history to win 100 games. It took Miles only 126 games to reach 100 wins at LSU making him the third-fastest coach to reach the mark in the history of the SEC, trailing only Steve Spurrier (120) and Robert Neyland (121).

Miles is in his 11th season with the Tigers in 2015 and his first decade at the school has seen the Tigers win more games, play in more major bowl games, and finish more seasons ranked in the Top 20 than any other 10-year period in the history of the program.

Miles has built a solid foundation for the LSU program based on principles laid out in the "Miles Method", a mission that calls for LSU to run the finest football program in the country in every phase that comes in contact with a player. It's the goal of the program for players to have a college experience that is second to none and one that gives them every opportunity to compete for championships on the field, earn a degree, and to grow personally by giving back to the community. Miles holds his players accountable and to a standard of excellence, both on and off the field.

The "Miles Method" has proved to be a winning formula as the Tigers have won more games than any program in the SEC since 2005 (110), while capturing a pair of SEC titles (2007, 2011), played in 10 bowl games, including the BCS National Championship Game twice. LSU won the BCS title in 2007, a year after beating Notre Dame in the Sugar Bowl. Miles directed LSU to the school's only 13-0 regular season in 2011 as the Tigers spent 11 consecutive weeks ranked No. 1 in the nation.

## BY THE NUMBERS: LES MILES AT LSU

	2005	2006	2007	2008	2009	2010	2011	2012	2013	2014	2015	TOTALS
vs. Unranked teams	6-0	8-0	5-1	6-2	8-1	6-0	5-0	7-0	6-1	6-3	4-0	68-8
vs. Top 25 teams	5-2	3-2	7-1	2-3	1-3	5-2	8-1	3-3	3-2	2-2	3-0	42-21
vs. Top 10 teams	2-1	2-2	3-0	1-2	0-3	1-1	3-1	1-2	1-2	1-2	1-0	16-16
SEC Regular Season	7-1	6-2	6-2	3-5	5-3	6-2	8-0	6-2	5-3	4-4	4-0	60-24
vs. SEC Western Division	5-0	4-1	4-1	2-3	3-2	3-2	5-0	5-1	4-2	2-4	2-0	39-16
vs. SEC Eastern Division	2-1	2-1	2-1	1-2	2-1	3-0	3-0	1-1	1-1	2-0	2-0	21-8
SEC home games	3-1	4-0	3-1	1-3	3-1	4-0	4-0	3-1	4-0	2-2	3-0	34-9
SEC road games	4-0	2-2	3-1	2-2	2-2	2-2	4-0	3-1	1-3	2-2	1-0	26-15
All home games	5-1	8-0	6-1	5-3	6-1	7-0	6-0	7-1	7-0	5-2	5-0	67-9
All road games	5-0	2-2	4-1	2-2	3-2	2-2	5-0	3-1	1-3	2-2	2-0	31-15
Neutral Site games	1-1	1-0	2-0	1-0	0-1	2-0	2-1	0-1	2-0	1-1	0-0	12-5
Bowl games	1-0	1-0	1-0	1-0	0-1	1-0	0-1	0-1	1-0	0-1	0-0	6-4

## THE LES MILES RECORD

YEAR	SCHOOL	OVERALL RECORD	CONF. RECORD	NOTES
2001	Oklahoma State	4-7	2-6	
2002	Oklahoma State	8-5	5-3	Houston Bowl Champions
2003	Oklahoma State	9-4	5-3	
2004	Oklahoma State	7-5	4-4	
2005	LSU	11-2	7-1	No. 5, SEC West Champions
2006	LSU	11-2	6-2	No. 3, Sugar Bowl Champions
2007	LSU *	12-2	6-2	National Champions, SEC Champs
2008	LSU	8-5	3-5	Chick-fil-A Bowl Champions
2009	LSU	9-4	5-3	No. 17, Capital One Bowl
2010	LSU	11-2	6-2	No. 8, Cotton Bowl Champions
2011	LSU	13-1	8-0	No. 2, SEC Champions, BCS
2012	LSU	10-3	6-2	No. 12, Top 10 entire regular season
2013	LSU	10-3	5-3	No. 14, Outback Bowl Champions
2014	LSU	8-5	4-4	Music City Bowl
2015	LSU	7-0	4-0	

**TOTALS (15th year)**

**LSU Record (11th year)**

Oklahoma State Record (four years)

\* - SEC and National Champions

Since Miles took over in 2005, LSU has registered five top 10 finishes with three coming in the top five, won double-figure games seven times, produced 20 first-team All-Americans and had players win 11 national awards. LSU also leads the SEC with 64 NFL Draft picks during that span, which includes 13 first round selections. LSU led the nation with nine NFL Draft picks in 2014, which tied the school record set in 2013.

Miles' 110 wins at LSU ranks him behind only Charles McClendon, who won 137 games in 18 years with the Tigers. Miles is also the only coach in LSU history to beat Auburn, Florida and Alabama in same season - and he's done it now three times - and in 2005, he became the only first-year coach in SEC history to lead a team to the league's title game.

In the classroom, 215 football players have earned their degree since Miles took over, and two out of the last three years LSU has ranked No. 2 in the SEC in graduation rates, trailing only Vanderbilt. Under Miles, LSU has produced over 150 players who have earned SEC Academic Honor Roll status.

As Miles heads into his 11th season with the Tigers and coming off a recruiting class that was ranked among the Top 10 in the nation, the foundation for LSU football is stronger than ever. With wins coming at a record-setting pace, graduation rates among the best for any public university in the SEC, and with eight-straight recruiting classes rated among the top 10 in the nation, including the nation's No. 1 group in 2009, Miles and the Tigers continue to solidify their standing as one of the premier programs in college football, setting a standard that has the rest of the nation chasing.

## TRACKING THE TIGERS

WEEK	AP	COACHES	CFP
Preseason	14	13	--
Week 2 (9/8)	14	15	--
Week 3 (9/13)	13	14	--
Week 4 (9/20)	8	9	--
Week 5 (9/27)	9	8	--
Week 6 (10/4)	7	5	--
Week 7 (10/11)	6	5	--
Week 8 (10/18)	5	5	--
Week 9 (10/25)	4	4	--
Week 10 (11/1)	4	4	2

## ASSOCIATED PRESS POLL

RK.	TEAM	REC.	POINTS
1.	Ohio State (39)	8-0	1465
2.	Baylor (6)	7-0	1408
3.	Clemson (6)	8-0	1381
4.	<b>LSU (5)</b>	<b>7-0</b>	<b>1346</b>
5.	TCU (4)	8-0	1336
6.	Michigan State	8-0	1249
7.	Alabama (1)	7-1	1160
8.	Notre Dame	7-1	1019
9.	Stanford	7-1	1014
10.	Iowa	8-0	954
11.	Florida	7-1	923
12.	Oklahoma State	8-0	879
13.	Utah	7-1	809
14.	Oklahoma	7-1	712
15.	Memphis	8-0	683
16.	Michigan	6-2	613
17.	Florida State	7-1	571
18.	Houston	8-0	466
19.	Ole Miss	7-2	414
20.	Toledo	7-0	366
21.	North Carolina	7-1	248
22.	UCLA	6-2	190
23.	Temple	7-1	175
24.	Mississippi State	6-2	144
25.	Texas A&M	6-2	101

## AMWAY COACHES POLL

RK.	TEAM	REC.	POINTS
1.	Ohio State (48)	8-0	1574
2.	Baylor (9)	7-0	1481
3.	TCU (4)	8-0	1441
4.	<b>LSU (1)</b>	<b>7-0</b>	<b>1388</b>
5.	Clemson (2)	8-0	1377
6.	Michigan State	8-0	1337
7.	Alabama	7-1	1223
8.	Stanford	7-1	1069
9.	Notre Dame	7-1	1068
10.	Oklahoma State	8-0	978
11.	Iowa	8-0	968
12.	Florida	7-1	942
13.	Oklahoma	7-1	819
14.	Utah	7-1	770
15.	Florida State	7-1	693
16.	Memphis	8-0	652
17.	Michigan	6-2	587
18.	Houston	8-0	505
19.	Ole Miss	7-2	436
20.	Toledo	7-0	396
21.	North Carolina	7-1	215
22.	UCLA	6-2	199
23.	Temple	7-1	164
24.	Texas A&M	6-2	148
25.	Mississippi State	6-2	104

## GAMECENTER

**Date/Time:** Saturday, November 7 at 7 p.m. CT

**Location:** Tuscaloosa, Ala. – Bryant-Denny Stadium (101,821)

**Television:** CBS / CBSsports.com/seclive

**Radio:** LSU Sports Radio Network - 98.1 FM in Baton Rouge  
Sirius Satellite Radio - ch. 82; XM Radio – ch. 82

**Series Record:** Alabama leads, 49-25-5

### Series Notes:

LSU and Alabama meet for the 80th time overall with the Crimson Tide holding a 49-25-5 advantage in the series ... Alabama has won four straight over LSU, which includes a 20-13 overtime win last year in Tiger Stadium ... LSU is 9-11 vs. Alabama in Tuscaloosa ... Alabama won the last meeting between the teams in Bryant-Denny Stadium, 38-17, in 2013 ... Since taking over at LSU in 2005, Miles is 5-6 vs. Alabama with seven of the 11 games being decided by 7 points or less ... Four of the 11 games that Miles has coached against Alabama have gone to overtime ... LSU won in overtime in Tuscaloosa in 2005 (16-13) and again in 2011 (9-6), while Alabama won overtime games in Tiger Stadium in 2008 (27-21) and last year (20-13) ... This will be 10th straight time that both teams go into the contest ranked in the Top 25 ... It's also the seventh time since 2005 that both teams go into the game ranked in the Top 10 ... In four meetings from 2011-13, one of the teams was ranked No. 1 in the nation (LSU in both games in 2011; Alabama in 2012 and 2013) ... Alabama beat LSU 21-0 in the Louisiana Superdome in the BCS National Championship Game in 2011 ... The teams have met every year since 1964 ... First meeting came in Baton Rouge in 1895 (LSU won 12-6) ... Alabama has won 6 of last 10 games ... LSU didn't beat Alabama in Tiger Stadium from 1971 until 2000 when Nick Saban coached the Tigers to a 30-28 win over the Crimson Tide ... That win in 2000 snapped a streak of 15 consecutive games in Tiger Stadium between the teams without an LSU victory ... LSU and Alabama tied 14-14 in Tiger Stadium in 1985 ... Since the revival of LSU football in 2000, the Tigers are 9-7 against Alabama, which includes a 5-2 record in Tuscaloosa ... Since 1996, the home team in the series has won just seven times in 19 tries (LSU won four of the eight) ... Current Alabama coach Nick Saban served as LSU's head coach for five years from 2000-04 ... LSU coach **Les Miles** is 5-6 vs. Alabama, which includes a 3-2 mark in games played in Bryant-Dennis Stadium ... Miles is the only coach in LSU history to beat Alabama five times.

## NOTEBOOK

### More on the LSU-Alabama Series

- Since 2005, the LSU-Alabama game has gone to overtime four times (2005, 2008, 2011 and 2014) with the Tigers winning in 2005 and 2011. Two out of LSU's last three overtime games have come against Alabama.
- This is the fifth straight regular season meeting between the two teams that is being televised in CBS' lone primetime slot of the year. Since 2007, LSU has made more CBS primetime appearances than any team in the SEC (2007-09 vs. Florida, 2011-15 Alabama).
- This is the 10th straight meeting that both teams are ranked in the Top 25. LSU-Alabama had met five straight seasons with both teams ranked in the Top 10 (2009-13). Four recent meetings featured one of the teams ranked No. 1 (LSU twice in 2011 season, and Alabama in 2012 and 2013).
- Since the 2005 season, a span of 11 games, a total of 40 points separates the two teams. LSU has scored 209 points in the last 11 games against Alabama, while the Crimson Tide has scored 249 points in that span.
- The winner of the LSU-Alabama game has played in the SEC Championship Game seven out of the last 10 years (LSU in 2005, 2007, and 2011; Alabama in 2008, 2009, 2012 and 2014).
- The winner of the LSU-Alabama game for nine of the last 10 years has gone on to either play in the SEC Championship Game or play in a BCS bowl. The exception came in 2010. LSU played in SEC title game in 2005, the Sugar Bowl in 2006, the BCS National Championship Game in 2007 and 2011; Alabama played in Sugar Bowl in 2008 and 2013, the BCS National Championship Game in 2009, the SEC and BCS title games in 2012 and the SEC title game in 2014.
- The team that has led at halftime has gone on to win just six in the last 13 meetings with LSU responsible for two of those victories. LSU led 21-14 in 2006 and went on to win 28-14, and the Tigers led 17-0 in 2003 and went on to win 27-3 that year. Alabama led 9-0 at halftime of the BCS National Championship Game and went on to win 21-0. The Tide led 14-3 in 2012 and survived with a comeback for a 21-17 win; Alabama led 17-14 at halftime in 2013 before winning 38-17 and the Tide led 10-7 at halftime last season and won 20-13 in overtime. Other than that the team that led at halftime has lost the remaining five games. The only other exceptions came in 2008 and 2001 when the teams were tied at halftime. In 2008, the teams were tied 14-14 at halftime and Alabama went on to win 27-21 in overtime.

### LSU To Face A Former Head Coach For 12th Time; Tigers Are 5-6 Against Former Coaches

When the Tigers line up against Alabama and Nick Saban on Saturday, it will mark the 12th time in LSU football history that a former LSU head coach will be on the opposing sidelines as head coach of the other team. LSU is 5-6 in those games. The only two coaches it's ever occurred against were Paul Dietzel in 1966 and 1973 when he was head coach at South Carolina and Saban in the last eight years. LSU and Miles are 3-6 vs. Saban, winning 41-34 in Tuscaloosa in 2007, 24-21 in Baton Rouge in 2010, and 9-6 in overtime in 2011. LSU lost 27-21 in overtime in Tiger Stadium in 2008, 24-15 in Tuscaloosa in 2009, 21-0 in the 2012 BCS National Championship Game, 21-17 in overtime in 2012 in Baton Rouge, 38-17 in 2013 in Tuscaloosa and 20-13 in overtime in Baton Rouge last year. LSU won both games against Dietzel, beating South Carolina, 28-12, in Tiger Stadium to open the 1966 season and followed by a 33-29 win over the Gamecocks in Columbia in 1973. Dietzel coached at LSU for seven years before leaving the Tigers for Army after the 1961 season. Dietzel coached at Army for four years before joining South Carolina in 1966. Dietzel's first game as head coach of the Gamecocks came against LSU. Ironically, it was Dietzel, still serving as the Tiger head coach, suggesting to then LSU AD Jim Corbett in 1959 that LSU schedule a four-game series with South Carolina with games being played in 1960-61 and 1965-66. The 1966



game became an immediate sellout once it was announced the Dietzel was joining South Carolina as its head coach.

## LSU-Alabama Ties

In addition to current Alabama head coach Nick Saban being the former head man at LSU, there are several other LSU-Alabama ties ... LSU defensive coordinator **Kevin Steele** served on the Alabama staff for four years on two different stints (2007 as defensive coordinator, 2008 as linebackers coach, 2013 as director of player personnel and 2014 as linebackers coach) ... Alabama defensive coordinator Kirby Smart coached the defensive backs at LSU in 2004 ... Alabama tight ends coach Bobby Williams coached the wide receivers at LSU in 2004 ... Alabama secondary coach Mel Tucker coached at LSU in 2000 ... Crimson Tide defensive line coach Bo Davis is a 1993 graduate of LSU and played (1990-92) and served on the strength staff (1995-97, 2002-05) for the Tigers ... Alabama strength coach Scott Cochran is a graduate of LSU and served on the strength staff for the Tigers from 2001 to 2004 ... Alabama's director of equipment Jeff Springer is a 2001 graduate of LSU and worked as an equipment manager for the Tigers for three years from 2003-05.

## Miles in SEC Road Games

LSU is 26-15 in SEC road games under **Les Miles** ... LSU is 1-0 this year after opening the season with a 21-19 win over Mississippi State in Starkville. The Tigers went 4-0 in SEC road games twice under Miles – 2005 and 2011. Of the 41 SEC road games that LSU has played in the Miles era 22 came against Top 25 teams. LSU is 11-11 in SEC road games vs. Top 25 teams and 15-4 in SEC road games against an unranked opponent.

## LSU Off To 4-0 Start In SEC Play For 3rd Time Under Miles

With the win over Florida, LSU improved to 4-0 in SEC play for the third time under **Les Miles**. LSU also started 4-0 in league play in 2010 and 2011. The Tigers went on to go 8-0 and claim the SEC title in 2011. In 2010, LSU finished 6-2 in conference action.

## LSU as A Top 10 Team

LSU has played 96 games under **Les Miles** ranked in the Top 10 in the nation and the Tigers are 76-20 in those games, which includes a 5-0 mark this year. Dating back to his first year at LSU in 2005, LSU has played at least two games as a Top 10 team each year. Prior to Miles taking over in 2005, LSU had played 143 games as a Top 10 team in its history and just 18 from 1990 to 2004. LSU is also the only team in the SEC to spend at least one week in the Top 10 over the past 14 seasons.

## LSU Ranked No. 2 in Season's First College Football Playoff Poll

LSU ranked No. 2 in the initial College Football Playoff Rankings released on Nov. 3. It is the highest the Tigers have been ranked since the CFP Poll was created in 2014. The previous highest ranking was 16th in the second CFP Poll released last season. Overall, LSU has appeared in the CFP Top 25 seven of the nine total weeks dating back to last season.

## LSU Is 7-4 Under Les Miles Following Scheduled Open Date

LSU goes into the Alabama game with a 7-4 record under **Les Miles** following a scheduled open date. LSU lost its open date in 2005 and one of its two open dates in 2008 due to Hurricanes that disrupted the schedule both years. The following is a look at how LSU has fared in the game following a scheduled open date under Miles:

Year	Open Date	Game After Open Date	Results
2005	Sept. 17 (lost due to Hurricane Katrina and Rita)		
2006	Oct. 28	at Tennessee	W, 28-24
2007	Oct. 27	at Alabama	W, 41-34
2008	Oct. 4	at Florida	L, 51-21
2008	Nov. 15 (lost due to Hurricane Gustav)		
2009	Oct. 17	Auburn	W, 31-10
2010	Oct. 30	Alabama	W, 24-21
2011	Oct. 29	at Alabama	W, 9-6 (OT)
2012	Oct. 27	Alabama	L, 21-17
2013	Nov. 2	at Alabama	L, 38-17
2013	Nov. 16	Texas A&M	W, 34-10
2014	Nov. 1	Alabama	L, 20-13 (OT)
2014	Nov. 22	at Texas A&M	W, 23-17

## LSU Will Make Its 24th Appearance on ESPN's College GameDay This Saturday

ESPN College GameDay will be on hand in Tuscaloosa for LSU's matchup against Alabama. The show airs from 8-11 a.m. CT on ESPN. It will be the 24th time LSU is involved in a game with ESPN College GameDay on location, and it is the fourth time the show has aired from Tuscaloosa when LSU is in town. The Tigers have now made at least one appearance on the popular show in each of the past 13 seasons. LSU is 15-8 in games in which ESPN College GameDay is on hand, including 2-1 when the show originates from Tuscaloosa. LSU made one appearance last season. The following is a look at visits by ESPN College GameDay that involved an LSU game:

Year	Matchup	Location	Result
1996	#11 LSU vs. #10 Alabama	Baton Rouge - PMAC ramps	L, 26-0
1997	#14 LSU vs. #1 Florida	Baton Rouge - PMAC ramps	W, 28-21
2003	#11 LSU vs. #7 Georgia	Baton Rouge - PMAC ramps	W, 17-10

## COLLEGE FOOTBALL PLAYOFFS POLL

RANK	TEAM	RECORD
1.	Clemson	8-0
2.	<b>LSU</b>	<b>7-0</b>
3.	Ohio State	8-0
4.	Alabama	7-1
5.	Notre Dame	7-1
6.	Baylor	7-0
7.	Michigan State	8-0
8.	TCU	8-0
9.	Iowa	8-0
10.	Florida	7-1
11.	Stanford	7-1
12.	Utah	7-1
13.	Memphis	8-0
14.	Oklahoma State	8-0
15.	Oklahoma	7-1
16.	Florida State	7-1
17.	Michigan	6-2
18.	Ole Miss	7-2
19.	Texas A&M	6-2
20.	Mississippi State	6-2
21.	Northwestern	6-2
22.	Temple	7-1
23.	UCLA	6-2
24.	Toledo	7-0
25.	Houston	8-0

## LSU ALL-TIME RUSHING LEADERS

Rank	Name (Years)	Total Yards
1.	Kevin Faulk (1995-98)	4,557
2.	Dalton Hilliard (1982-85)	4,050
3.	Charles Alexander (1975-78)	4,035
4.	Harvey Williams (1986-90)	2,860
5.	Joseph Addai (2001-05)	2,576
6.	Terry Robiskie (1973-76)	2,517
7.	<b>Leonard Fournette (2014-present)</b>	<b>2,386</b>
8.	Charles Scott (2006-09)	2,317
9.	Rondell Mealey (1996-99)	2,238
10.	Garry James (1982-85)	2,217

## LSU 1,000-Yard Rushing Seasons

Name (Years)	Seasons w/1,000 Yards
Kevin Faulk (1995-98)	3 (1996, 1997, 1998)
<b>Leonard Fournette (2014-present)</b>	<b>2 (2014, 2015)</b>
Dalton Hilliard (1982-85)	2 (1984, 1985)
Charles Alexander (1975-78)	2 (1977, 1978)
Jeremy Hill (2012-13)	1 (2013)
Stevan Ridley (2009-10)	1 (2010)
Charles Scott (2006-09)	1 (2008)
Jacob Hester (2004-07)	1 (2007)
Justin Vincent (2003-06)	1 (2003)
Harvey Williams (1986-90)	1 (1987)
Terry Robiskie (1973-76)	1 (1976)

## TIGER TRENDS

	2015	Miles
August	0-0	4-0
September	3-0	38-4
October	4-0	32-9
November	0-0	28-11
December-January	0-0	8-5
<b>LSU's Conference Record...</b>		
at home	3-0	34-9
on the road	1-0	26-15
<b>LSU's Non-Conference Record...</b>		
at home	2-0	33-0
on the road	1-0	5-0
neutral	0-0	12-5
<b>LSU vs. Ranked Opponents...</b>		
at home	2-0	18-6
on the road	1-0	13-11
neutral	0-0	11-4
<b>LSU's Record in Games...</b>		
decided by 7 pts or less	2-0	36-16
decided by 3 pts or less	1-0	13-9
Away/neutral during day	1-0	17-12
Away/neutral at night	1-0	27-8
Home during day	2-0	18-4
Home at night	3-0	49-5
<b>LSU's Record When Scoring...</b>		
less than 20 points	0-0	8-15
20+ points	7-0	101-14
30+ points	6-0	77-5
<b>LSU's Record When Allowing...</b>		
14 or fewer points	0-0	61-3
24 or fewer points	6-0	95-11
25+ points	1-0	15-18
<b>LSU's Record When...</b>		
Leading after the 1st qtr	6-0	76-7
Trailing after the 1st qtr	1-0	18-18
Tied after the 1st qtr	0-0	16-4
Leading at halftime	7-0	87-7
Trailing at halftime	0-0	21-19
Tied at halftime	0-0	2-3
Leading after the 3rd qtr	6-0	90-6
Trailing after the 3rd qtr	0-0	16-20
Tied after the 3rd qtr	1-0	4-3
<b>LSU's Record With...</b>		
less than 300 yds total offense	0-0	10-17
300+ yards total offense	7-0	99-12
400+ yards total offense	6-0	55-7
500+ yards total offense	1-0	14-0
600+ yards total offense	1-0	2-0
less than 100 yards rush	0-0	5-17
100+ yards rushing	7-0	105-12
150+ yards rushing	7-0	89-7
200+ yards rushing	7-0	52-4
250+ yards rushing	5-0	28-2
less than 200 yards pass	4-0	50-17
200+ yards passing	3-0	60-12
300+ yards passing	0-0	9-3
350+ yards passing	0-0	2-1
400+ yards passing	0-0	0-0
<b>LSU's Record When Allowing...</b>		
less than 200 total yards	0-0	23-1
less than 300 total yards	4-0	76-5
less than 400 total yards	6-0	97-15
400+ yards total offense	1-0	13-14
less than 100 yards rush	4-0	63-5
100+ yards rush	3-0	47-23
less than 200 yards pass	3-0	75-11
less than 300 yards pass	5-0	100-25
300+ yards pass	2-0	10-4

2004	#2 LSU vs. #3 Oklahoma	New Orleans, La.	W, 21-14
2004	#4 LSU vs. Oregon State	Baton Rouge - Parade Grounds	W, 22-21 OT
2005	#5 LSU at #4 Alabama	Tuscaloosa, Ala.	W, 16-13 OT
2006	#9 LSU at #5 Florida	Gainesville, Fla.	L, 23-10
2007	#2 LSU vs. #9 Virginia Tech	Baton Rouge - Parade Grounds	W, 48-7
2007	#1 LSU vs. #9 Florida	Baton Rouge - Parade Grounds	W, 28-24
2007	#2 LSU vs. #1 Ohio State	New Orleans, La.	W, 38-24
2008	#6 LSU at #9 Auburn	Auburn, Ala.	W, 26-21
2008	#15 LSU vs. #1 Alabama	Baton Rouge - Old Front Nine	L, 27-21 OT
2009	#4 LSU vs. #1 Florida	Baton Rouge - Parade Grounds	L, 13-3
2010	#16 LSU vs. #18 North Carolina	Atlanta, Ga.	W, 30-24
2011	#4 LSU vs. #3 Oregon	Arlington, Texas	W, 40-27
2011	#2/3 LSU at #16 West Virginia	Morgantown, W.Va.	W, 47-21
2011	#1 LSU vs. #2 Alabama	Tuscaloosa, Ala.	W, 9-6 (OT)
2011	#1 LSU vs. #12 Georgia	Atlanta, Ga.	W, 42-10
2011	#1 LSU vs. #2 Alabama	New Orleans, La.	L, 21-0
2012	#5 LSU vs. #1 Alabama	Baton Rouge - Parade Grounds	L, 21-17
2013	#6 LSU at #9 Georgia	Athens, Ga.	L, 44-41
2013	#10 LSU at #1 Alabama	Tuscaloosa, Ala.	L, 38-17
2014	#24/23 LSU vs. #3 Ole Miss	Baton Rouge - Parade Grounds	W, 10-7
2015	#2 LSU at #4 Alabama	Tuscaloosa, Ala.	??

### LSU Leads League, Ranks 5th Nationally in Rushing

LSU continues to lead the SEC in rushing yards, averaging 309.1 a contest. The Tigers are No. 5 in the nation in rushing yards, trailing only Georgia Southern (385.6), Baylor (338.3), Air Force (333.0) and Navy (319.7). LSU is averaging almost 90 yards more than the second-rated rushing team in the SEC (Tennessee at 214.1). In seven games, the Tigers have rushed 325 times for an average of 6.7 yards per carry. LSU's 6.67 yards per carry is third nationally behind only Georgia Southern (7.00) and Baylor (6.92).

### LSU's 2,164 Rushing Yards Are the Second-Most in the First Seven Games of a Season in LSU History

LSU's 2,164 rushing yards are the second-most through the first seven games of a season in school history. The Tigers rushed for 266 as a team at Mississippi State, 411 vs. Auburn, 268 at Syracuse, 391 vs. Eastern Michigan, 396 vs. South Carolina, 221 vs. Florida and 211 vs. Western Kentucky. Here is a list of the most rushing yards through the first seven games of a season in LSU history:

Rank	Rushing Total Thru 6 Games	Season
1.	2,286	1977
2.	<b>2,164</b>	<b>2015</b>
3.	2,070	1976
4.	1,877	1978
5.	1,819	1997

### LSU Looks to Continue Streak of 15 Straight Seasons of 8 Wins or More

Entering the 2015 season LSU has won at least eight games for a school-record 15 consecutive years. The 15 years with at least eight wins ranks second behind Boise State (16) as the longest current streak in college football, and the Tigers can make it 16 straight seasons with a victory against Alabama. LSU's streak of seasons with at least eight wins dates back to 2000 when first-year coach Nick Saban led the Tigers to an 8-4 record, which was capped with a 28-14 victory over Georgia Tech in the Peach Bowl. LSU has won at least eight games in 10 seasons under **Les Miles**, and the Tigers have finished with 10 wins or more in seven of 10 seasons.

### Leonard Fournette On A Sophomore Campaign Surge

Sophomore running back **Leonard Fournette** wasted no time building upon a successful freshman season by turning in dominant performances game after game in his second year. Already named the SEC Offensive Player of the Week three times, Fournette earned Walter Camp National Offensive Player of the Week status after his performance against Auburn and was a unanimous Midseason First-Team All-America selection. Through seven games this season, Fournette has rushed for 1,352 yards and 15 touchdowns, both of which are LSU records through seven games. The following is a list of the some of the records and notes Fournette has already accomplished this season:

- Fournette is the fastest player in LSU history to reach 1,000 yards rushing as he accomplished the feat in five games. He is only the 10th player in FBS history to reach 1,000 rushing yards in the 5th game of a season.
- Fournette is the first player in SEC history to rush for 200-plus yards in three consecutive games.
- Fournette is also the fastest player in LSU history to 2,000 career rushing yards, as he needed only 303 rushing attempts and 18 games played to reach the milestone.
- He is the first FBS player to rush for 150-plus yards in seven straight games since UCF's Kevin Smith in 2007 as he has rushed for at least 150 yards in every game this season.
- Fournette ranks No. 1 in the nation in rushing yards per game (193.1) and rushing yards (1,352) and is No. 2 in rushing TDs (15).
- Fournette ranks No. 1 in the SEC and No. 2 nationally in scoring at 12.9 points per game.
- Fournette ranks No. 1 in the SEC and No. 3 nationally in all-purpose yards at 201.4 per game.

- Fournette ranks No. 2 in the SEC and No. 6 nationally in rushing yards per carry (7.68).
- With 228 rushing yards vs. Auburn and 244 at Syracuse, Fournette became the first LSU player in history to have consecutive 200-plus yard rushing games. He is also the first to have three-straight 200-yard games.
- By rushing for 233 yards against Eastern Michigan, Fournette currently owns three of the Top 10 spots in the LSU single-game rushing yards record list.
- Fournette's career-high 244 rushing yards at Syracuse are the most by an LSU player in a road game in school history and third-most in a single game overall.
- Fournette became the fastest LSU player to reach 500, 600, 700, 800, 900 and 1,000 rushing yards in a season in school history, crossing the 500 and 600 yard marks in only three games, the 700 and 800 yard marks in four and the 900 and 1,000 yard marks in five.
- Fournette ran for 180 yards vs. Florida, becoming only the second Tiger in school history to post two 100-yard rushing games against the Gators as he joined Charles Alexander who did it in 1977 and 1978.
- His 1,022 rushing yards and 12 rushing touchdowns are the most through the first five games of a season in LSU history.
- His 864 rushing yards and 11 rushing touchdowns are the most through the first four games of a season in LSU history.
- Fournette joined Charles Alexander (1977, 1978) and Charles Scott (2008) as the only Tigers to rush for 100-plus yards in the first four games of a season, and Fournette is the only with back-to-back 200-yard games.
- Fournette became the first LSU running back to rush for 100 yards or more in the first seven games of a season.
- Fournette joined Charles Alexander (2) and Kevin Faulk (4) as the only LSU players with multiple 200-yard rushing games, and Fournette has three.
- Heading into the Alabama game, Fournette is tied for first in LSU history with nine-straight 100-yard rushing games, equaling Charles Alexander's school-record nine straight set in 1977-78.
- Fournette's 387 rushing yards were the most through the first two games of the season by any player in LSU history.
- His six rushing touchdowns through two games were the second-most of any LSU player in history, only behind LaBrandon Toefield's seven in 2001.
- In fact, until Fournette rushed for three TDs against Mississippi State and Auburn, LaBrandon Toefield (3 vs. Tulane, 4 vs. Utah State) was the last Tiger to accomplish that feat in 2001.
- Fournette is the first LSU player to have consecutive 100-yard/3 TD rushing games since at least 1949 and most likely the first in school history, and he did it against SEC rivals Mississippi State and Auburn.
- Against Auburn, Fournette averaged a school-record 12.0 yards per carry (minimum 15 rushes), breaking Kevin Faulk's record set against Houston in 1996 of 11.7 yards per rush.
- Fournette's 631 rushing yards were the most through the first three games of a season in the FBS since at least 2000, and his 864 yards were the most through the first four games of a season since at least 2000.
- Fournette ran for a then career-high 228 yards against Auburn, becoming only the ninth player in LSU history to reach the 200-yard mark. The last LSU player to do it was Jeremy Hill with 216 in the Outback Bowl on Jan. 1, 2014 vs. Iowa.
- Fournette's 228 yards versus Auburn rank as the eighth-most rushing yards in a single game in LSU history.
- Fournette's 159 rushing yards at Mississippi State were the most in a season opener by a Tiger since Charles Scott ran for 160 against Appalachian State on Aug. 30, 2008.
- Fournette's three rushing TDs were the most in a season opener by a Tiger since LaBrandon Toefield ran for three TDs against Tulane on Sept. 1, 2001.
- Fournette is the first Tigers to rush for three touchdowns in any game since Kenny Hilliard did it on Oct. 5, 2013 at Mississippi State.
- Fournette's 28 carries were the most in an opener since Dalton Hilliard had 31 in a win over North Carolina in 1985.

#### Top 10 NCAA FBS Rushing Yards Leaders Through the First Seven Games of a Season

Rank	Name	School	Year	Class	Att.	Yards	TD	Yd/Att.
1.	Ricky Williams^	Texas	1998	Sr.	227	1,484	24	6.5
9.	Barry Sanders^	Oklahoma State	1988	Jr.	192	1,476	22	7.7
3.	Ed Marinaro	Cornell	1971	Sr.	270	1,474	17	5.5
4.	Marcus Allen^	USC	1981	Sr.	235	1,436	14	6.1
5.	Troy Davis	Iowa State	1996	Jr.	252	1,423	16	5.6
6.	Byron Hanspard	Texas Tech	1996	Jr.	211	1,413	9	6.7
7.	Bo Jackson^	Auburn	1985	Sr.	198	1,402	13	7.1
8.	Garrett Wolfe	Northern Illinois	2006	Sr.	174	1,368	13	7.9
9.	<b>Leonard Fournette</b>	<b>LSU</b>	<b>2015</b>	<b>So.</b>	<b>176</b>	<b>1,352</b>	<b>15</b>	<b>7.7</b>
10.	LeShon Johnson	Northern Illinois	1993	Sr.	205	1,333	6	6.5

^ Heisman Memorial Trophy winner

#### Leonard Fournette Already Third on LSU Single-Season Rushing Yards Top 10 List

Sophomore running back **Leonard Fournette** has rushed for 1,352 yards through the first seven games of the season. That total already ranks as the third-most rushing yards in a single season in LSU history. Here is a list of the Top 5 single-season rushing totals in LSU history:

Rank	Player	Rushing Yards	Season
1.	Charles Alexander	1,686	1977
2.	Jeremy Hill	1,401	2013
3.	<b>Leonard Fournette</b>	<b>1,352</b>	<b>2015</b>
4.	Kevin Faulk	1,282	1996
5.	Kevin Faulk	1,279	1998

#### CAREER GAMES PLAYED/STARTED

Player	2012	'13	'14	'15	Total
Jamal Adams, S	--	--	13/2	7/7	20/9
Donnie Alexander, LB	--	--	12/0	7/1	19/1
Vadal Alexander, OT	13/9	13/13	12/12	7/7	45/41
John Battle, S	--	--	1/0	7/0	8/0
Kendell Beckwith, LB	--	12/0	13/7	7/7	32/14
Josh Boutte, OG	--	8/0	13/0	7/1	28/1
Tashawn Bower, DE	--	6/0	13/0	5/3	24/3
Nick Brossette, RB	--	--	--	6/0	6/0
Garrett Brumfield, OG	--	--	--	6/0	6/0
D.J. Chark, WR	--	--	6/0	2/0	8/0
William Clapp, OG	--	--	--	7/7	7/7
Deondre Clark, DE	--	--	12/0	3/0	15/0
Colby Delahoussaye, PK	--	13/0	12/0	--	25/0
John Diarse, WR	--	--	13/3	7/2	20/5
Andy Dodd, C	--	--	4/0	3/0	7/0
Trent Domingue, PK/P	--	--	13/0	7/0	20/0
Jevonte Domond, OT	--	--	1/0	--	1/0
David Ducre, FB	--	--	--	1/0	1/0
Malachi Dupre, WR	--	--	12/2	7/5	19/7
Travin Dural, WR	--	12/0	13/13	7/5	32/18
Ronnie Feist, LB/FB	5/0	--	4/0	3/0	12/0
Jazz Ferguson, WR	--	--	--	2/0	2/0
Reid Ferguson, SNP	13/0	13/0	13/0	7/0	46/0
Leonard Fournette, RB	--	--	13/6	7/7	20/13
Russell Gage, CB	--	--	2/0	1/0	3/0
Cameron Gamble, PK	--	--	7/0	4/0	11/0
Greg Gilmore, DT	--	--	6/0	7/1	13/1
Davon Godchaux, DT	--	--	13/10	7/7	20/17
Dillon Gordon, TE	13/0	13/12	13/13	3/3	42/28
Derrius Guice, RB	--	--	--	7/0	7/0
Brandon Harris, QB	--	--	8/1	7/7	15/8
Jerald Hawkins, OT	--	13/13	13/13	7/7	33/33
Frank Herron, DT	--	--	4/0	7/0	11/0
Donte Jackson, CB	--	--	--	7/0	7/0
Rickey Jefferson, S	--	7/1	13/0	7/7	27/8
Anthony Jennings, QB	--	9/1	13/12	2/0	24/13
Colin Jeter, TE	--	--	11/0	7/4	18/4
Mickey Johnson, DT	1/0	4/0	2/0	--	7/0
Tyron Johnson, WR	--	--	--	6/0	6/0
Deion Jones, LB	13/0	13/0	13/1	7/6	46/7
Jamie Keehn, P	2/0	13/0	13/0	7/0	35/0
Arden Key, DE	--	--	--	7/4	7/4
Brad Kragthorpe, QB/Hold	--	--	--	1/0	1/0
Christian LaCouture, DT	--	13/0	13/13	6/6	32/19
Tommy LeBeau, S	--	3/0	7/0	1/0	11/0
Lamar Louis, LB	11/5	13/0	12/10	7/2	43/17
K.J. Malone, OT	--	--	5/0	7/0	12/0
Jalen Mills, S	13/13	13/13	13/13	2/1	41/40
John David Moore, FB	--	--	8/0	5/4	13/4
Foster Moreau, TE	--	--	--	7/1	7/1
Bry'Kiethon Mouton, FB	--	--	--	6/2	6/2
Lewis Neal, DE	--	10/0	13/0	7/7	30/7
Ed Paris, CB	--	--	13/0	7/0	20/0
M.J. Patterson, DE	--	--	3/0	1/0	4/0
Ethan Pocic, C/OG	--	6/1	12/12	7/7	25/20
Trey Quinn, WR	--	--	13/7	7/2	20/9
Duke Riley, LB	--	13/0	13/1	7/0	33/1
Jonathan Rucker, LB	--	--	--	2/0	2/0
DeSean Smith, TE	--	13/0	13/0	7/0	33/0
Kevin Spears, WR	--	--	3/0	5/0	8/0
Maea Teuhema, OG	--	--	--	7/6	7/6
Sione Teuhema, DE	--	--	9/0	7/0	16/0
Dwayne Thomas, DB	3/0	11/0	5/0	7/7	26/7
Quentin Thomas, DT	3/0	11/1	11/3	2/0	27/4
Corey Thompson, S	13/0	10/5	--	4/0	27/5
Kevin Toliver II, CB	--	--	--	7/5	7/5
Tony Upchurch, FB	--	--	--	3/0	3/0
Devin Voorhies, LB	--	--	8/0	7/0	15/0
Isaiah Washington, DE	--	--	--	1/0	1/0
Toby Weathersby, OT	--	--	--	7/0	7/0
Tre'Davious White, CB	--	13/11	13/13	6/6	32/30
Darrel Williams, RB	--	--	12/0	7/0	19/0

## LSU VS. TOP 25 UNDER LES MILES (42-21)

### 2005 (5-2)

Opponent	LSU Rank	Results
at #15 Arizona State	#5	W, 35-31
#10 Tennessee	#4	L, 30-27 OT
#11 Florida	#10	W, 21-17
#17 Auburn	#7	W, 20-17 OT
at #3 Alabama	#5	W, 16-13 OT
#13 Georgia	#3	L, 34-14 in SECCG
#10 Miami	#9	W, 40-3 in Peach Bowl

### 2006 (3-2)

Opponent	LSU Rank	Results
at #3 Auburn	#6	L, 7-3
at #5 Florida	#9	L, 23-10
at #8 Tennessee	#13	W, 28-24
at #5 Arkansas	#9	W, 31-26
#11 Notre Dame	#4	W, 41-14 in Sugar Bowl

### 2007 (7-1)

Opponent	LSU Rank	Results
#9 Virginia Tech	#2	W, 48-7
#12 South Carolina	#2	W, 28-16
#7 Florida	#1	W, 28-24
at #17 Kentucky	#1	L, 40-37 OT
#18 Auburn	#5	W, 30-24
at #17 Alabama	#17	W, 41-34
#14 Tennessee	#5	W, 21-14 in SECCG
#1 Ohio State	#2	W, 38-24 in BCS Game

### 2008 (2-3)

Opponent	LSU Rank	Results
at #9/10 Auburn	#6	W, 26-21
at #11 Florida	#3	L, 51-21
#9 Georgia	#11	L, 52-38
#1 Alabama	#15	L, 27-21 OT
#14 Georgia Tech	NR	W, 38-3 in Chick-fil-A Bowl

### 2009 (1-3)

Opponent	LSU Rank	Results
at #18/14 Georgia	#4	W, 20-13
#1 Florida	#4	L, 13-3
#3 Alabama	#9	L, 24-15
#11/9 Penn State	#13	L, 19-17 in Capital One Bowl

### 2010 (5-2)

Opponent	LSU Rank	Results
#18 North Carolina	#21/16	W, 30-24
#22/21 West Virginia	#15/12	W, 20-14
at #14/12 Florida	#12/9	W, 33-29
at #5 Auburn	#6	L, 24-17
#5 Alabama	#12/11	W, 24-21
at #12 Arkansas	#6	L, 31-23
#18 Texas A&M	#11	W, 41-24 in Cotton Bowl

### 2011 (8-1)

Opponent	LSU Rank	Results
#3 Oregon	#4	W, 40-27
at #25 Mississippi State	#3	W, 19-6
at #16 West Virginia	#2/3	W, 47-21
#17/18 Florida	#1/2	W, 41-11
#19/23 Auburn	#1/2	W, 45-10
#2 Alabama	#1	W, 9-6
#3 Arkansas	#1	W, 41-17
#12/14 Georgia	#1	W, 42-10 in SECCG
#2 Alabama	#1	L, 21-0 in BCS Game

### 2012 (3-3)

Opponent	LSU Rank	Results
at #10/11 Florida	#4/3	L, 14-6
#3 South Carolina	#9/8	W, 23-21
at #20/19 Texas A&M	#6	W, 24-19
#1 Alabama	#5	L, 21-17
#22/23 Miss. State	#9/8/7	W, 37-17
#14/13 Clemson	#9/7	L, 24-25

### 2013 (3-2)

Opponent	LSU Rank	Results
vs. #20 TCU	#12/13	W, 37-27
at #9/10 Georgia	#6	L, 44-41
#17 Florida	#10/11	W, 17-6
at #1 Alabama	#10/12	L, 38-17
#9/10 Texas A&M	#18/19	W, 34-10

### 2014 (2-1)

Opponent	LSU Rank	Results
vs. #14 Wisconsin	#13/13	W, 28-24
at #5 Auburn	#15/15	L, 41-7
vs. #3 Ole Miss	#24/23	W, 10-7
vs. #4/4/5 Alabama	#14/15/16	L, 20-13 (OT)

### 2015 (3-0)

Opponent	LSU Rank	Results
at #25 Mississippi State	#14/15	W, 21-19
vs. #18/15 Auburn	#13/14	W, 45-21
vs. #8/11 Florida	#6/5	W, 35-28
at #4/7/7 Alabama	#2/4/4	??

## Leonard Fournette in LSU Top 5 for Career 100-Yard Rushing Games

Sophomore running back **Leonard Fournette** rushed for 159 yards in the opener at Mississippi State, 228 yards vs. Auburn, 244 yards at Syracuse, 233 vs. Eastern Michigan, 158 vs. South Carolina, 180 vs. Florida and 150 vs. Western Kentucky, giving him nine straight 100-yard games dating back to last season. Fournette is now in fourth place in LSU history with 12 career 100-yard rushing games. Here is a list of the most 100-yard rushing games in LSU history:

Rank	Player	100-Yard Games	Seasons at LSU
1.	Kevin Faulk	22	1995-98
2.	Charles Alexander	20	1975-78
3.	Dalton Hilliard	19	1982-85
4.	<b>Leonard Fournette</b>	<b>12</b>	<b>2014-present</b>
5.	Jeremy Hill	11	2012-13

## Leonard Fournette Fastest LSU Player to 10 100-Yard Rushing Games In History

Sophomore running back **Leonard Fournette** rushed for at least 100 yards in 10 of his first 18 games as a Tiger, becoming the fastest LSU player in history to reach 10 100-yard rushing games. Fournette ran for 158 yards vs. South Carolina in what marked his 18th game. He is currently at 12 100-yard career rushing games. Fournette is now tied for first place in LSU history with nine consecutive 100-yard rushing games. Charles Alexander had nine straight 100-yard games spanning the 1977-78 seasons.

## Leonard Fournette Fastest LSU Player to 1,000 Rushing Yards in a Season and 2,000 Career Yards

Sophomore running back **Leonard Fournette** became the fastest player in LSU history to reach the 1,000 yard rushing mark as he did it in only five games this season. With his 87-yard touchdown run in the second play of the third quarter against South Carolina, Fournette not only eclipsed the 1,000 yard mark for the season, but he also reached 2,000 rushing yards for his career. Fournette reached 2,000 career yards in only 303 rushing attempts and 18 career games. Prior to Fournette the fastest to reach 2,000 career yards was Jeremy Hill who did it in 322 carries and 23 career games. Here is a list of the Top 5 Fastest Running Backs to 2,000 Career Yards in LSU History:

Rank Name	Attempts	Games Played	Date	Opponent	Game on LSU Schedule
1. <b>Leonard Fournette</b>	<b>303</b>	<b>18</b>	<b>10/10/15</b>	<b>South Carolina</b>	<b>Game 5 of 2nd Season</b>
2. Jeremy Hill	322	23	1/1/14	vs. Iowa (Outback Bowl)	Game 13 of 2nd Season
3. Charles Scott	363	39	10/3/09	at Georgia	Game 4 of 4th Season
4. Joseph Addai	363	42	10/8/05	at Vanderbilt	Game 4 of 5th Season
5. Rondell Mealey	378	39	10/16/99	at Kentucky	Game 6 of 4th Season

## Derrius Guice Posts Most Rushing Yards in a Game by LSU True Freshman Since 2003

Running back **Derrius Guice** rushed for 161 yards and one touchdown on 16 carries against South Carolina. His 161 rushing yards are the sixth-most in a game by a true freshman in LSU history and the most in a game since Justin Vincent ran for 201 against Georgia in the SEC Championship Game on Dec. 6, 2003. Guice is also just the 14th true freshman in LSU history to post a 100-yard rushing game. Here is a list of the Top 6 single-game rushing yards totals by a true freshman in LSU history:

Rank Name	Yards	Attempts	TDs	Date	Opponent
1. Kevin Faulk	234	25	2	12/29/95	vs. Michigan State (Independence Bowl)
2. Justin Vincent	201	18	2	12/6/03	vs. Georgia (SEC Championship Game)
3. Dalton Hilliard	183	36	3	11/20/82	Florida State
4. Kevin Faulk	171	23	2	9/9/95	at Mississippi State
5. Garry James	166	18	3	11/27/82	Tulane
6. <b>Derrius Guice</b>	<b>161</b>	<b>16</b>	<b>1</b>	<b>10/10/15</b>	<b>South Carolina</b>

## Five Tigers Earn Honors in 2015

LSU sophomore RB **Leonard Fournette**, junior C **Ethan Pocic**, senior OT **Vadal Alexander**, freshman RB **Derrius Guice** and junior DE **Lewis Neal** have earned SEC player of the week honors this season. Fournette was named SEC Offensive Player of the Week after he ran for 159 yards and three TDs at Mississippi State. Pocic was named SEC Offensive Lineman of the Week after he recorded a then career-high 16 knockdowns and paved the way for Fournette. One week later, Fournette earned Walter Camp, FWAA and Maxwell Award National Offensive Player of the Week recognition for his 228-yard, 3 TD rushing performance against Auburn. Fournette also earned SEC Offensive Player of the Week against Auburn, and Alexander was named SEC Offensive Lineman of the Week after recording 13 knockdowns and paving the way for Fournette. For the third time in three games, Fournette earned SEC Offensive Player of the Week when he ran for a career-best 244 yards along with 2 TDs at Syracuse. Fournette is the first player to be named SEC Offensive Player of the Week in three consecutive weeks since Auburn's Carnell Williams in 2003. Pocic earned his second offensive lineman of the week honor after posting a career-best 17 knockdowns against South Carolina, and Guice was named SEC Freshman of the Week after rushing for 161 yards and one TD vs. the Gamecocks. Alexander earned SEC Offensive Lineman of the Week, and Neal was named SEC Defensive Player of the Week after their fantastic performances against Florida.

## 2015 LSU Football Honors

Game	Player	Honor
Mississippi State	Leonard Fournette	SEC Offensive Player of the Week
Mississippi State	Ethan Pocic	SEC Offensive Lineman of the Week
Auburn	Leonard Fournette	Walter Camp National Offensive Player of the Week



		FWAA National Offensive Player of the Week
		Maxwell Award Player of the Week
		SEC Co-Offensive Player of the Week
Auburn	Vadal Alexander	SEC Offensive Lineman of the Week
Syracuse	Leonard Fournette	SEC Offensive Player of the Week
South Carolina	Ethan Pocic	SEC Offensive Lineman of the Week
South Carolina	Derrius Guice	SEC Freshman of the Week
Florida	Vadal Alexander	SEC Offensive Lineman of the Week
Florida	Lewis Neal	SEC Defensive Player of the Week

### Defensive End Lewis Neal Has Come Up Big in His First Season as a Starter

LSU junior DE **Lewis Neal** has stood out in his first season as a starter for the Tigers. He leads the team in sacks (7.0), tackles for a loss (8.0) and quarterback hurries (7) through seven games. Neal's 7.0 sacks average out to 1.00 sacks per game that ranks second in the SEC and No. 8 nationally. Neal had 3.0 sacks vs. Florida that ranks as the second-most in a single game in LSU history. He finished the Florida game with 10 tackles, 3.5 TFLs and 3.0 sacks. He is the first LSU player to post at least 3.5 tackles for a loss since Sam Montgomery tallied 3.5 at Auburn in 2012. He is also the first LSU player to record 3.0 sacks in a game since Melvin Oliver had three vs. Arkansas in 2005. Neal's 7.0 sacks rank just outside the Top 10 in a single season in LSU history as 10 players are tied for 10th with 8.0 sacks.

### LSU Bowl Eligible for Record 16th Straight Season

By picking up its sixth win of the season against Florida in week eight, LSU is now bowl eligible for a school-record 16th straight year. LSU has played in a bowl game every season dating back to 2000. The 16-year bowl eligible streak trails only Georgia (19) in the SEC. Florida State leads the nation with 34 consecutive bowl appearances.

### No. 18 Tradition Passed Down to Tre'Davious White

A tradition established in 2003 continues as junior cornerback **Tre'Davious White** was voted to wear the No. 18 jersey for the 2015 season. White was presented the jersey by coach **Les Miles** following a vote of the coaching staff and former LSU No. 18s during the Tigers' first team meeting of fall camp on Wednesday, Aug. 5. White is one of LSU's leading returners on defense after recording 33 tackles, two interceptions and one sack. He also returned a punt for a touchdown last season against Kentucky. Jersey No. 18 was born when, in 2003, quarterback Matt Mauck guided LSU to its first national championship since 1958. His number became synonymous with success -- both on and off the field -- as well as a selfless attitude that has become the epitome of being an LSU football player. After his final year with the Tigers, Mauck passed the jersey number down to running back Jacob Hester, who then helped LSU to another national title in 2007. Here is a look at the jersey No. 18s:

Years	Player	Position
2003	Matt Mauck	QB
2004-07	Jacob Hester	RB
2008-09	Richard Dickson	TE
2010	Richard Murphy	RB
2011	Brandon Taylor	S
2012	Bennie Logan	DT
2013	Lamin Barrow	LB
2014	Terrence Magee	RB
2015	Tre'Davious White	CB

### LSU Holds Mississippi State to 43 Rushing Yards, Fewest Amount on the Road Since 2010

LSU's defense limited Mississippi State to 43 total rushing yards on 26 carries, an average of 1.7 yards per rush. It was the fewest rushing yards LSU allowed since the Tigers held North Carolina to 24 on Sept. 4, 2010 in the Chick-fil-A Kickoff Classic in Atlanta, Ga. It was the fewest allowed at an opponent's stadium since South Carolina only had 39 on Oct. 18, 2008. In addition, LSU's defense snapped Mississippi State's streak of 15 straight games with at least 100 rushing yards, and the Tigers limited MSU star quarterback Dak Prescott to a career-low minus-19 rushing yards. Prescott entered the game with 2,005 career rushing yards.

- LSU's **Deion Jones** (12 tackles), **Kendell Beckwith** (11) and **Dwayne Thomas** (10) became the first trio of Tigers to finish with double-digit tackles in the same game since Sept. 21, 2013 when D.J. Welter (11), Lamin Barrow (11) and Kwon Alexander (10) did it against Auburn.
- Three LSU defenders recorded their first career sack against Mississippi State as junior DE **Lewis Neal**, sophomore DT **Davon Godchaux** and freshman DE **Arden Key** all were credited with an unassisted sack of Dak Prescott. Key and Neal both finished with two quarterback hurries as well.

### LSU Is 61-0 Under Miles When Rushing For 100 Yards and Holding Opponents To Less Than 100 Yards

One look at LSU's results in relation to rushing the football and it's easy to figure out that head coach **Les Miles** is a former offensive lineman who understands the importance of running the football. In 139 games under Miles, LSU's success is easy to predict when it comes to net rushing yards. Get to 100 yards rushing and LSU will more than likely win as the Tigers are 105-12 under Miles when that happens. Hold the opponent to fewer than 100 yards and the Tigers are 62-5. An even more telling stat is that when LSU rushes for 100-plus yards and holds the opponents to fewer than 100 yards, the Tigers are 61-0. The following is a look at LSU's rushing numbers during the Miles era and have the Tigers have fared in

### CAREER 100-YARD RECEIVING GAMES

#### #83 Travin Dural • WR (5)

151 vs. #14 Wisconsin, 2014  
140 vs. Sam Houston State, 2014  
132 vs. Western Kentucky, 2015  
124 vs. Mississippi State, 2014  
109 vs. South Carolina, 2015

#### #15 Malachi Dupre • WR (2)

120 vs. Mississippi State, 2014  
115 vs. #8 Florida, 2015

### CAREER 100-YARD RUSHING GAMES

#### #7 Leonard Fournette • RB (12)

244 at Syracuse, 2015  
233 vs. Eastern Michigan, 2015  
228 vs. #18 Auburn, 2015  
180 vs. #8 Florida, 2015  
159 at #25 Mississippi State, 2015  
158 vs. South Carolina, 2015  
150 vs. Western Kentucky, 2015  
146 at Texas A&M, 2014  
143 vs. Notre Dame, 2014 (Music City Bowl)  
140 at Florida, 2014  
122 vs. New Mexico State, 2014  
113 vs. #3 Ole Miss, 2014

#### #5 Derrius Guice • RB (1)

161 vs. South Carolina, 2015

### CAREER DOUBLE-DIGIT TACKLE GAMES

#### #52 Kendell Beckwith • LB (3)

11 at #25 Mississippi State, 2015  
11 vs. #3 Ole Miss, 2014  
10 vs. Western Kentucky, 2015

#### #45 Deion Jones • LB (3)

12 at #25 Mississippi State, 2015  
10 vs. #8 Florida, 2015  
10 vs. Western Kentucky, 2015

#### #33 Jamal Adams • S (2)

11 vs. Western Kentucky, 2015  
10 vs. Notre Dame, 2014 (Music City Bowl)

#### #92 Lewis Neal • DE (1)

10 vs. #8 Florida, 2015

#### #13 Dwayne Thomas • CB (1)

10 at #25 Mississippi State, 2015



## TIGERS IN THE NFL

Name	Pos.	Team
Kwon Alexander	LB	Tampa Bay Buccaneers
Joe Barksdale	OT	San Diego Chargers
Lamin Barrow	LB	Chicago Bears
Odell Beckham Jr.	WR	New York Giants
Alfred Blue	RB	Houston Texans
Dwayne Bowe	WR	Cleveland Browns
Michael Brockers	DT	St. Louis Rams
Ron Brooks	CB	Buffalo Bills
Morris Claiborne	CB	Dallas Cowboys
Jalen Collins	CB	Atlanta Falcons
La'El Collins	OL	Dallas Cowboys
Glenn Dorsey	DE	San Francisco 49ers
Lavar Edwards***	DE	Dallas Cowboys
Ego Ferguson**	DT	Chicago Bears
Jeremy Hill	RB	Cincinnati Bengals
Kenny Hilliard***	RB	Houston Texans
Danielle Hunter	DE	Minnesota Vikings
Tyson Jackson	DE	Atlanta Falcons
Ricky Jean Francois	DT	Washington Redskins
Donnie Jones	P	Philadelphia Eagles
Brandon LaFell	WR	New England Patriots
Jarvis Landry	WR	Miami Dolphins
Bennie Logan	DT	Philadelphia Eagles
Ronald Martin***	S	New York Jets
Tyrann Mathieu	DB	Arizona Cardinals
Danny McCray	S	Dallas Cowboys
Zach Mettenberger	QB	Tennessee Titans
Barkevious Mingo	LB	Cleveland Browns
Kevin Minter	LB	Arizona Cardinals
Connor Neighbors**	FB	Tennessee Titans
Patrick Peterson	CB	Arizona Cardinals
Rueben Randle	WR	New York Giants
Jermauria Rasco**	LB	Green Bay Packers
Eric Reid	S	San Francisco 49ers
Stevan Ridley*	RB	New York Jets
Perry Riley	LB	Washington Redskins
Russell Shepard	WR	Tampa Bay Buccaneers
Kelvin Sheppard	LB	Miami Dolphins
Tharold Simon**	CB	Seattle Seahawks
Trai Turner	OG	Carolina Panthers
Spencer Ware	RB	Kansas City Chiefs
Andrew Whitworth	OT	Cincinnati Bengals
Kyle Williams	DT	Buffalo Bills
Brad Wing	P	New York Giants
Al Woods	DT	Tennessee Titans
James Wright**	WR	Cincinnati Bengals

\*-Physically Unable to Perform

\*\* - Injured Reserve

\*\*\*-Practice Squad

Colleges with the Most Active NFL Players (Week 1 rosters)

1. LSU - 40

2. Miami - 37

3. USC - 35

t4. Alabama - 34

t4. Georgia - 34

those games:

Year	LSU 100+	LSU 100-	Opp 100+	Opp 100-	LSU 100+/Opp 100-
2005	10-0	1-2	3-1	8-1	7-0
2006	10-0	1-2	5-0	6-2	6-0
2007	11-2	1-0	3-2	9-0	8-0
2008	8-3	0-2	2-5	6-0	6-0
2009	8-0	1-4	7-4	2-0	2-0
2010	11-2	0-0	7-1	5-0	5-0
2011	13-0	0-1	4-1	8-0	9-0
2012	9-1	1-2	4-2	6-1	6-0
2013	10-1	0-2	6-3	4-0	4-0
2014	8-3	0-2	4-4	4-1	4-0
2015	7-0	0-0	3-0	4-0	4-0
<b>Totals</b>	<b>105-12</b>	<b>5-17</b>	<b>48-23</b>	<b>62-5</b>	<b>61-0</b>

### LSU is 53-5 Under Les Miles When A Running Back Reaches 100-Yards

LSU is 53-5 under **Les Miles** when a running back reaches 100 yards in a game. Of the running backs who make up the 2015 roster, LSU has 13 career 100-yard games to its credit as **Leonard Fournette** has 12 and **Derrius Guice** has one. Fournette has gone over the 100-yard mark in nine straight games. LSU is 11-1 when Fournette reaches 100 yards, which includes a 7-0 record this year. LSU's only five losses under Miles when having a back reach the 100-yard mark came vs. Notre Dame in 2014 (Leonard Fournette, 143 yards), vs. Clemson in 2012 (Jeremy Hill, 124 yards), Alabama in 2012 (Hill, 107 yards); Georgia in 2008 (Charles Scott, 144 yards) and Arkansas in 2007 (Jacob Hester, 126 yards).

### LSU's 59-9 Under Les Miles When Winning The Turnover Battle

LSU is 59-9 under **Les Miles** when winning the turnover battle. Against ranked teams under Miles, LSU is 23-6 when having fewer turnovers than its opponent. LSU defeated No. 18 Auburn, 45-21, and forced two Auburn turnovers while committing none. The only nine losses for the Tigers under Miles when having fewer turnovers than their opponent have come against Mississippi State and Auburn in 2014, Alabama and Clemson in 2012, Arkansas in 2008, Arkansas and Kentucky in 2007, Auburn in 2006 and Tennessee in 2005. In Miles' tenure at LSU, the Tigers have a combined turnover margin of +73. LSU was +20 in 2011 and +16 in 2012, and the Tigers are currently +7 in 2015.

### LSU Has Been Ranked in 134 of 139 Games Under Miles

Since **Les Miles** took over at LSU, the Tigers have been represented in the AP and Amway Coaches' Poll 162 of the 170 weeks. The exception came during the final three polls of the 2008 season and five weeks in 2014. In addition, since the start of the 2002 season, LSU has played 168 of 175 games ranked in the top 25, including 134 of 139 games under Miles. LSU has a 106-28 record in games played as a Top 25 team under Miles going into the Alabama game. The only five games that LSU didn't play as a Top 25 team during the Miles era came in 2008 against Arkansas in the regular-season finale and Georgia Tech in the Chick-fil-A Bowl, and in 2014 at Florida, vs. Kentucky and at Texas A&M. This year marked the 15th consecutive season that the Tigers were ranked in the preseason polls as LSU came in at No. 14 in the Associated Press and No. 13 in the Amway Coaches Top 25 polls. The game against Alabama will be the 135th game under Miles in which LSU is ranked.

### LSU's Turnover Streak Comes To An End

LSU's streak of games without a turnover came to an end against Eastern Michigan when QB Brandon Harris fumbled after the ball was knocked out of his hands and into the air by an Eastern Michigan defender. This year's team had been the only LSU team dating back to 1959 that started a season without a turnover over the first three games. Prior to the turnover vs. Eastern Michigan, LSU had gone 228 offensive snaps without a giveaway.

### LSU's Defensive TDs

LSU scored the 21 defensive touchdown in the Miles Era on Saturday when LB Deion Jones return an interception 26 yards for a TD in the fourth quarter of the 44-22 win over Eastern Michigan. The following is a look at LSU's defensive touchdowns since 2005:

Year	Opponent	Play	Results
2015	Eastern Michigan	Deion Jones 26-yard interception return	LSU def. E. Michigan, 44-22
2014	New Mexico St.	Kendell Beckwith 29-yard interception return	LSU def. New Mexico St., 63-7
2014	Miss. State	Danielle Hunter 25-yard fumble recovery	LSU lost to Miss. State, 29-34
2012	Miss. State	Craig Loston 100-yard interception return	LSU def. Miss. State, 37-17
	Idaho	Ronald Martin 45-yard interception return	LSU def. Idaho, 63-14
	Idaho	Lavar Edwards 23-yard interception return	
2011	Georgia	Morris Claiborne 45-yard interception return	LSU def. Georgia, 42-10
2011	Ole Miss	Ron Brooks 46-yard interception return	LSU def. Ole Miss, 52-3
2011	Ole Miss	Kevin Minter 0-yard fumble recovery	
2011	Auburn	Ron Brooks 28-yard interception return	LSU def. Auburn, 45-10
2011	Kentucky	Tyrann Mathieu 23-yard fumble return	LSU def. Kentucky, 35-7
2010	ULM	Ron Brooks 32-yard interception return	LSU def. ULM, 51-0
	ULM	Lavar Edwards 29-yard fumble return	

2009	Washington	Jacob Cutrera 29-yard interception return	LSU def. Washington, 31-23
2009	Miss. State	Patrick Peterson 37-yard interception return	LSU def. Miss. State, 30-26
2008	Tulane	Chris Hawkins 24-yard fumble return	LSU def. Tulane, 35-10
2007	vs. Tennessee	Jonathan Zenon 18-yard interception return	LSU def. Tennessee, 21-14
2006	Arizona	Jonathan Zenon 41-yard interception return	LSU def. Arizona, 45-3
2006	UL-Lafayette	Jonathan Zenon 20-yard interception return	LSU def. La.-Lafayette, 45-3
2005	at Vanderbilt	Ali Highsmith 22-yard fumble return	LSU def. Vanderbilt, 34-6
2005	Tennessee	Kenneth Hollis 3-yard interception return	LSU lost to Tennessee, 30-27 (OT)

### True Freshmen Play Big Roles at LSU Under Les Miles

LSU coach **Les Miles** has never shied away from playing true freshmen. In his 11 years with the Tigers, a total of 113 true freshmen have seen action for LSU, including 13 in 2015. Of the 113 true freshmen who have played under Miles, 38 have started at least once during their freshman season.

#### Most True Freshmen Starters by Year Under Les Miles

2014:	6	(Jamal Adams, Malachi Dupre, Leonard Fournette, Davon Godchaux, Brandon Harris, Trey Quinn)
2012:	6	(Kwon Alexander, Vadal Alexander, Reid Ferguson, Jeremy Hill, Lamar Louis, Jalen Mills)
2015:	5	(Bry'Kiethon Mouton, Arden Key, Foster Moreau, Maex Teuhema, Kevin Toliver II)
2013:	5	(Rickey Jefferson, Anthony Jennings, Ethan Pocic, Rashard Robinson, Tre'Davious White)
2006:	4	(Jacob Cutrera, Richard Dickson, Charles Scott, Keiland Williams)
2010:	3	(Alfred Blue, Tyrann Mathieu, Eric Reid)
2011:	3	(Odell Beckham Jr., James Hairston, Jarvis Landry)
2007:	2	(Drake Nevis, Terrence Toliver)
2008:	2	(Jordan Jefferson, Deangelo Peterson)
2009:	2	(Dominique Allen, Rueben Randle)
2005:	0	

### Colby Delahoussaye Ranks Second in LSU Career FG Percentage

Placekicker **Colby Delahoussaye** is ranked second in LSU history for career field goal percentage. He has booted 24-of-29 field goals for a .828 percentage. He was 11-of-15 in field goal attempts in 2014, including a game-winning, career-long 50-yard attempt at Florida. As a freshman in 2013, Delahoussaye shattered the LSU record for most consecutive field goals to start a career by converting his first nine attempts. The previous record was seven straight by David Brown-dyke in 1986. Delahoussaye also ranks seventh in LSU history for career PATs made at 90. Delahoussaye is two field goals shy of cracking the Top 10 for most field goals made in a career in LSU history. He has 24 entering his junior season in 2015.

### The Aussie Punting Connection

Since the 2011 season, LSU has had the unique connection of having an Australian native punter. Brad Wing, a native of Melbourne, was a 2011 first-team All-American and served as the Tigers' punter in 2012 as well. Senior **Jamie Keehn** took over punting duties in 2013 and enters his third season as punter this year. Keehn, a native of Queensland, is the oldest player on the LSU team after turning 26 on August 4. Keehn did not play high school football and did not start punting until August 2011. Wing and Keehn did not know each other until both arrived at LSU. The Tigers' backup punter is true freshman **Josh Crowden**, a native of Sydney, Australia, who will look to keep the Aussie Connection going in 2016.

### Jamie Keehn Ranks Fourth in LSU History in Career Punting Average

Senior punter **Jamie Keehn** is in his third season as LSU's starting punter, and he ranks fourth in program history with a 42.7-yard career punting average. The second-team All-SEC selection in 2014 set the school record with 3,189 punting yards a year ago and finished with the third-highest average in single-season history at 44.92 yards per punt in 2014.

### LSU Has 24 Fourth-Quarter Comebacks Under Les Miles

LSU has won 24 games under **Les Miles** despite trailing in the fourth quarter, including three games in 2014 - the season opener against Wisconsin, at Florida and vs. Ole Miss. Of the 24 wins, 16 have come against Top 25 teams. The following is a look at LSU's fourth quarter comebacks under Miles, how many points the Tigers had to overcome in the final frame to win and the quarterback who engineered the comeback:

Year	Opponent	Situation	Results	QB
2005	at Arizona State	scored TD with 1:13 left (LSU trailed 17-7 entering 4Q; LSU scored 28 4Q points)	W, 35-31	Russell
2005	Florida	scored TD with 12:35 left (LSU trailed 17-14 in 4Q)	W, 21-17	Russell
2005	Auburn	kicked FG with 1:40 left to force OT (LSU trailed 17-14 with less than 5 minutes to play)	W, 20-17	Russell
2006	at Tennessee	scored TD with 9 seconds left (LSU trailed 24-21 with less than 8 minutes left in 4Q)	W, 28-21	Russell
2006	Ole Miss	scored TD with 14 sec. left to force OT (LSU trailed 20-7 with less than 9 minutes left in 4Q)	W, 23-20 OT	Russell
2007	Florida	scored TD with 1:06 left (LSU trailed 24-14 to start 4Q)	W, 28-24	Flynn
2007	Auburn	scored TD with :01 left	W, 30-24	Flynn

### SPECIAL TEAMS TDs UNDER MILES

LSU has recorded 24 special teams touchdown under **Les Miles**, including most recently when Trent Domingue ran 16 yards for a touchdown on a fake field goal vs. Florida in 2015. LSU has scored at least one special teams touchdown in all 11 seasons under Miles. LSU is 21-2 in games when scoring a special teams touchdown. The following is a breakdown of LSU's special teams touchdowns under Miles:

**2015, Florida** Trent Domingue 16-yard run on fake field goal  
*LSU def. Florida, 35-28*

**2015, Syracuse** Tre'Davious White 69-yard punt return  
*LSU def. Syracuse, 34-24*

**2014, Notre Dame** Leonard Fournette 100-yard kickoff return  
*LSU lost to Notre Dame, 31-28*

**2014, Kentucky** Tre'Davious White 67-yard punt return  
*LSU def. Kentucky, 41-3*

**2013, UAB** Odell Beckham Jr. 100-yard missed field goal return  
*LSU def. UAB, 56-17*

**2012, Ole Miss** Odell Beckham Jr. 89-yard punt return  
*LSU def. Ole Miss, 41-35*

**2012, North Texas** Odell Beckham Jr. 70-yard punt return  
*LSU def. North Texas, 41-14*

**2011, Georgia** Tyrann Mathieu 62-yard punt return  
*LSU def. Georgia, 42-10*

**2011, Arkansas** Tyrann Mathieu 92-yard punt return  
*LSU def. Arkansas, 41-17*

**2011, West Virginia** Morris Claiborne 99-yard kickoff return  
*LSU def. West Virginia, 47-21*

**2011, Oregon** Tyrann Mathieu 3-yard return of a fumbled punt  
*LSU def. Oregon, 40-27*

**2010, North Carolina** Patrick Peterson 87-yard punt return  
*LSU def. North Carolina, 30-24*

**2010, West Virginia** Patrick Peterson 60-yard punt return  
*LSU def. West Virginia, 20-14*

**2009, Miss. State** Chad Jones 93-yard punt return  
*LSU def. Miss. State, 30-26*

**2009, Ole Miss** Patrick Peterson 53-yard return of a blocked FG  
*LSU lost to Ole Miss, 25-23*

**2009, Arkansas** Trindon Holliday 87-yard punt return  
*LSU def. Arkansas, 33-30 (OT)*

**2008, North Texas** Trindon Holliday 92-yard punt return  
*LSU def. North Texas, 41-3*

**2007, South Carolina** Colt David 15-yard run on fake field goal  
*LSU def. South Carolina, 28-16*

**2007, Ole Miss** Trindon Holliday 98-yard kickoff return  
*LSU def. Ole Miss, 41-24*

**2006, Fresno State** Craig Davis 77-yard punt return  
*LSU def. Fresno State, 34-6*

**2006, Arkansas** Trindon Holliday 92-yard kickoff return  
*LSU def. Arkansas, 31-26*

**2005, Arizona State** Mario Stevenson 55-yard return of a blocked FG  
*LSU def. Arizona State, 35-31*

**2005, Arizona State** Craig Steltz 29-yard return of a blocked punt  
*LSU def. Arizona State, 35-31*

**2005, Auburn** Skyler Green 66-yard punt return  
*LSU def. Auburn, 20-17 (OT)*

## TRUE FRESHMEN UNDER LES MILES

LSU coach **Les Miles** has never shied away from playing true freshmen. In his 11 years with the Tigers, a total of 113 true freshmen have seen action for LSU, including 13 in 2015. Here's the list of true freshmen who have played in their first year at LSU:

Year	Name
2005	(2) LB Darry Beckwith and RB Steven Korte
2006	(10) WR/RS Trindon Holliday, RB Charles Scott, DB Danny McCray, LB Jacob Cutrera, LB Perry Riley, TE Richard Dickson, WR Chris Mitchell, WR Jared Mitchell, DT Al Woods, and RB Keiland Williams.
2007	(7) PK Josh Jasper, PK Andrew Crutchfield, LT Jarvis Jones, RT Joseph Barksdale, WR Terrence Toliver, DB Chad Jones, DT Drake Nevis.
2008	(8) CB Patrick Peterson, CB Brandon Taylor, LB Ryan Baker, DB Karnell Hatcher, OT Greg Shaw, WR Deangelo Peterson, QB Jordan Jefferson, DB Derrick Bryant
2009	(6) WR Rueben Randle, S Craig Loston, DT Josh Downs, CB Morris Claiborne, QB/WR Russell Shepard, FB Dominique Allen
2010	(12) RB Alfred Blue, WR Kadron Boone, CB Tyrann Mathieu, FB Connor Neighbors, S Eric Reid, DB Tharold Simon, S Ronnie Vinson, RB Spencer Ware, WR James Wright, LB Luke Muncie, DE Justin Maclin, FB J.C. Copeland
2011	(9) WR Odell Beckham Jr., OG La'el Collins, PK James Hairston, RB Kenny Hilliard, DT Anthony Johnson, WR Jarvis Landry, RB Terrence Magee, DE Jermauria Rasco, S Ronald Martin
2012	(15) LB Kwon Alexander, OT Vadal Alexander, CB Jalen Mills, P Jamie Keehn, S Jerquinick Sandolph, LB Deion Jones, SNP Reid Ferguson, DL Danielle Hunter, LB Ronnie Feist, LB Lorenzo Phillips, S Corey Thompson, TE Dillon Gordon, CB Dwayne Thomas, LB Lamar Louis, RB Jeremy Hill.
2013	(14) LB Kendell Beckwith, DE Tashawn Bower, RB Jeryl Brazil, OT Josh Boutte, DB Rickey Jefferson, QB Anthony Jennings, FB Melvin Jones, DT Christian LaCouture, DE Lewis Neal, C Ethan Pocic, LB Duke Riley, CB Rashard Robinson, TE DeSean Smith, CB Tre'Davious White
2014	(17) S Jamal Adams, LB Donnie Alexander, DE Deondre Clark, RB Leonard Fournette, PK Cameron Gamble, LB Clifton Garrett, DT Davon Godchaux, QB Brandon Harris, CB Ed Paris, WR Trey Quinn, WR Malachi Dupre, RB Darrel Williams, S Devin Voorhies, CB Russell Gage, WR D.J. Chark, DE Sione Teuhema, S John Battle
2015	(13) RB Nick Brossette, FB David Ducre, WR Jazz Ferguson, RB Derrius Guice, DB Donte Jackson, WR Tyron Johnson, DE Arden Key, TE Foster Moreau, FB Bry'Kiethon Mouton, OG Maea Teuhema, CB Kevin Toliver II, DE Isaiah Washington, OL Toby Weathersby

		(LSU trailed 24-23 with 3:12 left in the 4Q)		
2007	Alabama	scored TD with 1:26 left (LSU trailed 34-27 with 4:53 left in 4Q)	W, 41-34	Flynn
2007	Tennessee	scored TD with 9:54 left (LSU trailed 14-13 with less than 10 minutes left in 4Q)	W, 21-14	Perrilloux
2008	at Auburn	scored TD with 1:03 left (LSU trailed 21-20 with 4:00 left in 4Q)	W, 26-21	Lee
2008	Troy	scored go-ahead TD with 4:50 left (LSU trailed 31-10 to start 4Q)	W, 40-31	Lee
2009	at Georgia	scored go ahead TD with 0:46 left (LSU trailed 13-12 with 1:09 left)	W, 20-13	Jefferson
2009	Arkansas	kicked FG w/ 4 sec. left to force OT (LSU trailed 30-27 with 1:18 left)	W, 33-30	Jefferson
2010	Tennessee	scored TD with 0:00 left in 4Q (LSU trailed from 11:34 left in game to final play)	W, 16-14	Lee/Jefferson
2010	at Florida	scored TD with 0:06 left in 4Q (LSU trailed 29-26 with 3:21 left in game)	W, 33-29	Lee
2010	Alabama	scored go ahead TD w/ 8:13 left in 4Q	W, 24-21	Jefferson
2010	Ole Miss	(LSU trailed 36-35 with 4:57 left in game)	W, 43-36	Jefferson
2011	at Alabama	trailed 6-3 to start 4Q	W, 9-6 OT	Jefferson
2012	South Carolina	kicked FG with 6:37 left to take lead (LSU trailed 14-10 entering 4Q)	W, 23-21	Mettenberger
2012	Ole Miss	scored go ahead TD w/15 seconds left in 4Q (LSU trailed 28-20 entering 4Q and 35-28 with 11:11 to play)	W, 41-35	Mettenberger
2013	Arkansas	scored go-ahead TD w/1:15 left in 4Q (LSU trailed 27-21 to start 4Q)	W, 31-27	Jennings
2014	vs. Wisconsin	scored go-ahead TD w/9:41 left in 4Q (LSU trailed 24-13 to start 4Q)	W, 28-24	Jennings
2014	at Florida	kicked FG w/ 3 sec. left to take lead (LSU trailed 24-20 w/ 6:10 left in 4Q)	W, 30-27	Jennings
2014	Ole Miss	scored go ahead TD w/5:07 left in 4Q (LSU trailed 7-3 to start 4Q)	W, 10-7	Jennings

### LSU Has FBS' Best Record When Trailing in the Fourth Quarter Since 2005

Since head coach **Les Miles**' first season at LSU in 2005, no team has a better record in games when trailing in the fourth quarter. Here is a look at the Top 5 teams with the best record when trailing in the fourth quarter since 2005:

Team	W-L Record	Win Pct.
LSU	24-24	.500
Florida State	20-38	.345
Boise State	9-19	.321
Texas	18-41	.305
Clemson	17-39	.304

### LSU Owns FBS Record for Consecutive Non-Conference Regular Season Wins With 52

LSU will look to run its streak of consecutive non-conference regular season wins to 53 straight when the Tigers travel to Green Bay, Wisc., to face Wisconsin Saturday at Lambeau Field. LSU won its 52nd consecutive non-conference regular season contest with a 48-20 win over Western Kentucky on Oct. 24, 2015. The Tigers broke the FBS record for consecutive non-conference regular season wins in 2012, surpassing the mark of Kansas State who claimed 39 straight from 1993-2003. The Tigers haven't lost a non-conference regular season game since falling at Virginia Tech, 26-8, in the 2002 season opener in Blacksburg, Va., on Sept. 1. **Les Miles** has accounted for 42 of the 52 wins during the streak, and he is 42-0 all-time in non-conference regular season games in his 11 seasons at LSU. Former coach Nick Saban accounted for the 10 other victories from 2002-04. Under Miles, the Tigers have outscored non-conference regular season opponents a combined 2,114-622. Here is a look at the top four in FBS all-time consecutive non-conference regular season wins:

Team	Years	Win Streak
1. LSU	2002-present	52
2. Kansas State	1993-2003	39
3. Miami	1985-88	36
4. Wisconsin	2003-2013	35

### Harris Continued First Tiger Stadium Start Win Streak Against Auburn

LSU sophomore QB **Brandon Harris** made his first Tiger Stadium start against Auburn on Sept. 19. Harris helped the Tigers beat Auburn, 45-21. LSU quarterbacks in their first Tiger Stadium start have won 12 consecutive games, a streak that dates back to the 2002 season. The last time an LSU quarterback lost his first start in Tiger Stadium came in 1999 when Josh Booty and the Tigers dropped a 31-10 decision to eighth-ranked Florida. Here's a look at the current 12-game winning streak by LSU quarterbacks in their first Tiger Stadium start:

Year	Player	Opponent (Results)	Stats
------	--------	--------------------	-------



2015	Brandon Harris	Auburn (W, 45-21)	12-of-17, 74 yards, 1 TD, 66 rush yards, 2 TDs
2014	Anthony Jennings	Sam Houston State (W, 56-0)	7-of-13, 188 yards, 3 TDs, 43 rush yards
2012	Zach Mettenberger	North Texas (W, 41-14)	19-of-26, 192 yards, 1 TD, 1 Int.
2009	Jordan Jefferson	Vanderbilt (W, 23-9)	20-of-29, 138 yards, 10 rush yards
2008	Jarrett Lee	Miss. State (W, 34-24)	18-of-27, 261 yards, 2 TDs, 1 Int.
2008	Andrew Hatch	Appalachian State (W, 41-13)	7-of-14, 77 yards, 1 TD, 43 rush yards
2007	Ryan Perrilloux	Middle Tennessee (W, 44-0)	20-of-25, 298 yards, 3 TDs, 37 rush yards
2007	Matt Flynn	Virginia Tech (W, 48-7)	17-of-27, 217 yards, 2 TDs, 1 rush TD
2004	JaMarcus Russell	Vanderbilt (W, 24-7)	2-of-5, 24 yards, 13 rush yards
2002	Rick Clausen	Ole Miss (W, 14-13)	2-of-6, 9 yards, 1 Int.
2002	Marcus Randall	South Carolina (W, 38-14)	12-of-23, 183 yards, 36 rush yards, 1 TD
2002	Matt Mauck	The Citadel (W, 35-10)	8-of-18, 90 yards, 1 Int. 1 rush TD

## Les Miles' Achievements at LSU

The following is a quick look at **Les Miles'** notable accomplishments during his 11 years and 139 games (110-29 record) as head coach of the Tigers:

- After defeating Florida 30-27 on Oct. 11, 2014, Miles became only the second coach in LSU history to earn 100 victories. Charles McClendon tallied 137 in his tenure at LSU.
- Miles recorded 100 wins at LSU in only 126 games. It took McClendon 141 games to reach the historic milestone at LSU.
- In fact, Miles became the third-fastest coach in SEC history to reach 100 wins behind only Steve Spurrier (120 games) and Robert Neyland (121).
- With the win over Mississippi State in 2013, Miles became the quickest LSU coach to reach 90 victories doing so in 112 games. It took Charles McClendon 124 games to reach that milestone.
- Also the fastest coach in LSU history to 10 wins (11 games), 20 wins (24 games), 30 wins (35 games), 40 wins (48 games), 50 wins (63 games), 60 wins (76 games), 70 wins (87 games), and 80 wins (98 games) in school history
- With 10 or more wins seven times at LSU, Miles joined Bear Bryant (13 at Alabama), Steve Spurrier (9 at Florida), Philip Fulmer (9 at Tennessee), Mark Richt (9 at Georgia), Vince Dooley (7 at Georgia) and Nick Saban (7 at Alabama) as the only coaches in SEC history to have seven or more 10-win seasons at the same school.
- Led LSU to only 12-0 and 13-0 records in school history in 2011...Led LSU to first 11-0 start since 1958 in 2011.
- Led LSU to 10-1 start three times in a 6-year span from 2005-10 ('05, '07, '10)
- Only coach in LSU history to beat Auburn, Florida and Alabama in same season, and he's done it 3 times (2005, '07, '11)
- Only coach in LSU history to beat Florida and Tennessee in the reg. season during the same year; twice: 2010, '11.
- Became the first first-year coach in SEC history to lead team to league's title game (2005).
- Has 16 wins over coaches who have won national titles.
- Coached LSU to 10-plus wins in 4 straight seasons, a first at the school, and to seven overall (the most at the school).
- Only coach in LSU history to lead Tigers to three straight top five final rankings (2005, 2006, 2007).

## 18 Tigers Have Seen Their First Career Playing Time This Season

A total of 18 Tigers have seen the field for the first time this season, including 13 true freshmen: 1 **Donte Jackson** (KOR/CB), 2 **Kevin Toliver II** (CB), 3 **Tyron Johnson** (WR), 4 **Nick Brossette** (RB), 5 **Derrius Guice** (RB), 32 **Tony Upchurch** (FB), 41 **David Ducre** (FB), 45 **Josh Tharp** (TE), 47 **Bry'Kiethon Mouton** (FB), 49 **Arden Key** (DE), 51 **Jonathan Rucker** (LB), 64 **William Clapp** (OG), 66 **Toby Weathersby** (OL/special teams), 75 **Maea Teuhema** (OG), 78 **Garrett Brumfield** (OG), 84 **Foster Moreau** (TE/special teams), 86 **Jazz Ferguson** (WR) and 94 **Isaiah Washington** (DE).

## 13 First-Time Starters

Thirteen LSU players have made their first career starts this season (6 on offense, 7 on defense). DT **Greg Gilmore** was the latest to add his name to the list as he started versus Western Kentucky. FB **Bry'Kiethon Mouton**, DE **Arden Key**, TE **Foster Moreau**, CB **Kevin Toliver II** and OG **Maea Teuhema** are the five true freshmen who have started this season for LSU. Here is a look at first-time starters in 2015:

Game	No. First-Time Starters (Players)
at #25 Mississippi State	7 (OG Boutte, OG Clapp, FB Moore, DE Bower, DE Neal, Nickel D. Thomas, CB Toliver II)
vs. #18 Auburn	1 (OG M. Teuhema)
at Syracuse	2 (LB D. Alexander, TE Moreau)
vs. Eastern Michigan	1 (DE Key)
vs. #8 Florida	1 (FB Mouton)
vs. Western Kentucky	1 (DT Gilmore)

## LSU Features Three College Graduates on the Roster

Three current LSU players have already earned their undergraduate degree at the university. **Reid Ferguson**, **Brad Kragthorpe** and **Christian Pittman** graduated in spring 2015 and are seniors on the 2015 football squad. Ferguson earned his degree in sport administration, while Kragthorpe earned his degree in general business and Pittman graduated with a degree in sociology.

## LSU Hosted South Carolina's Home Game in Tiger Stadium

Due to the tragic flooding in South Carolina, the game against the Gamecocks was moved from Williams-Brice Stadium to Baton Rouge and Tiger Stadium. Despite traveling to Baton Rouge, South Carolina will be considered the home team. This

## CAREER RECORD BOOK

### Career 100-Yard Rushing Games

Name	100-Yard Games
1. Kevin Faulk (1995-98)	22
2. Charles Alexander (1975-78)	20
3. Dalton Hilliard (1982-85)	19
<b>4. Leonard Fournette (2014-present)</b>	<b>12</b>
5. Jeremy Hill (2012-13)	11

### Consecutive 100-Yard Rushing Games

Name	Season(s)	100-Yard Games
<b>t1. Leonard Fournette</b>	<b>2014-15</b>	<b>9</b>
Charles Alexander	1977-78	9
3. Kevin Faulk	1997	5

### Career 200-Yard Rushing Games

Name	200-Yard Games
1. Kevin Faulk (1995-98)	4
<b>2. Leonard Fournette (2014-present)</b>	<b>3</b>
3. Charles Alexander (1975-78)	2

### Career Rushing Yards Per Game Average

Name	Avg. (Games)
<b>1. Leonard Fournette (2014-present)</b>	<b>119.3 (20)</b>
2. Kevin Faulk (1995-98)	111.2 (41)
3. Jeremy Hill (2012-13)	93.7 (23)
4. Dalton Hilliard (1982-85)	92.0 (44)
5. Charles Alexander (1975-78)	91.7 (44)

### Career Rushing Touchdowns

Name	Touchdowns
1. Kevin Faulk (1995-98)	46
2. Dalton Hilliard (1982-85)	44
-----	
7. Jeremy Hill (2012-13)	28
t8. Kenny Hilliard (2011-14)	27
Harvey Williams (1986-90)	27
Garry James (1982-85)	27
<b>Leonard Fournette (2014-present)</b>	<b>25</b>

### Career Punting Average

Name	Avg.
1. Brad Wing (2011-12)	44.6
2. Patrick Fisher (2004-07)	44.1
3. Chad Kessler (1994-97)	42.9
<b>4. Jamie Keehn (2012-present)</b>	<b>42.7</b>
5. Derek Helton (2009-10)	42.4
6. Donnie Jones (2000-03)	42.0

### Career 100-Yard Receiving Games

Name	100-Yard Games
1. Josh Reed (1999-2001)	18
-----	
9. Jarvis Landry (2011-13)	6
<b>t10. Travin Dural (2013-present)</b>	<b>5</b>
Rueben Randle (2009-11)	5
Terrence Toliver (2007-10)	5
Abram Booty (1997-99)	5
Tommy Morel (1966-68)	5

### Consecutive PAT Kicks Made

Name	PATs
1. David Brownndyke (1986-89)	109
-----	
7. John Corbello (1999-2002)	47
<b>t8. Trent Domingue (2012-present)</b>	<b>41</b>
<b>Colby Delahoussaye (2013-present)</b>	<b>41</b>

## NON-CONFERENCE REGULAR SEASON WIN STREAK

LSU owns the nation's longest non-conference regular season winning streak, which stands at an NCAA FBS record 52 games. The last time the Tigers lost a non-conference regular season game was Sept. 1, 2002, at #16 Virginia Tech.

#	Opponent	Score	Location	Date
1.	The Citadel	35-10	Baton Rouge	9/7/02
2.	Miami (Ohio)	33-7	Baton Rouge	9/14/02
3.	UL-Lafayette	48-0	Baton Rouge	10/5/02
4.	UL-Monroe	49-7	Baton Rouge	8/30/03
5.	Arizona	59-13	Tucson, Ariz.	9/6/03
6.	Western Illinois	35-7	Baton Rouge	9/13/03
7.	Louisiana Tech	49-10	Baton Rouge	11/1/10
8.	Oregon State	22-21 (OT)	Baton Rouge	9/4/04
9.	Arkansas State	53-3	Baton Rouge	9/11/04
10.	Troy	24-20	Baton Rouge	10/23/04
<b>(streak under Les Miles - 42 straight wins)</b>				
11.	#15 Arizona State	35-31	Tempe, Ariz.	9/10/05
12.	North Texas	56-3	Baton Rouge	10/29/05
13.	Appalachian State	24-0	Baton Rouge	11/5/05
14.	UL-Lafayette	45-3	Baton Rouge	9/2/06
15.	Arizona	45-3	Baton Rouge	9/9/06
16.	Tulane	49-7	Baton Rouge	9/23/06
17.	Fresno State	38-6	Baton Rouge	10/21/06
18.	#9 Virginia Tech	48-7	Baton Rouge	9/9/07
19.	Middle Tennessee	44-0	Baton Rouge	9/15/07
20.	Tulane	34-9	New Orleans	9/29/07
21.	Louisiana Tech	58-10	Baton Rouge	11/10/07
22.	Appalachian State	41-13	Baton Rouge	8/30/08
23.	North Texas	41-3	Baton Rouge	9/13/08
24.	Tulane	35-10	Baton Rouge	11/1/08
25.	Troy	40-31	Baton Rouge	11/15/08
26.	Washington	31-23	Seattle	9/5/09
27.	UL-Lafayette	31-3	Baton Rouge	9/19/09
28.	Tulane	42-0	Baton Rouge	10/31/09
29.	Louisiana Tech	24-16	Baton Rouge	11/14/09
30.	#18 North Carolina	30-24	Atlanta	9/4/10
31.	#21 West Virginia	20-14	Baton Rouge	9/25/10
32.	McNeese State	32-10	Baton Rouge	10/16/10
33.	UL-Monroe	51-0	Baton Rouge	11/13/10
34.	#3 Oregon	40-27	Arlington, Texas	9/3/11
35.	Northwestern St.	49-3	Baton Rouge	9/10/11
36.	#16 West Virginia	47-21	Morgantown	9/24/11
37.	Western Kentucky	42-9	Baton Rouge	11/12/11
38.	North Texas	41-14	Baton Rouge	9/1/12
39.	Washington	41-3	Baton Rouge	9/8/12
40.	Idaho	63-14	Baton Rouge	9/15/12
41.	Towson	38-22	Baton Rouge	9/29/12
42.	#20 TCU	37-27	Arlington, Texas	8/31/13
43.	UAB	56-17	Baton Rouge	9/7/13
44.	Kent State	45-13	Baton Rouge	9/14/13
45.	Furman	48-16	Baton Rouge	10/26/13
46.	#14 Wisconsin	28-24	Houston, Texas	8/30/14
47.	Sam Houston State	56-0	Baton Rouge	9/6/14
48.	ULM	31-0	Baton Rouge	9/13/14
49.	New Mexico State	63-7	Baton Rouge	9/27/14
50.	Syracuse	34-24	Syracuse, N.Y.	9/26/15
51.	Eastern Michigan	44-22	Baton Rouge	10/3/15
52.	Western Kentucky	48-20	Baton Rouge	10/24/15

### The Streak: By The Numbers

**2,114-622**

outscored opponents

**1,699-362**

outscored opponents at home

**1,707-487**

outscored opponents under Les Miles

**8**

wins over ranked teams

**13**

wins over major Power 5 conference opponents

**29**

times the opponent has been held to 10 points or less

is not the first time under **Les Miles** that LSU has had a game move to a different venue because of weather issues. In Miles' first game as head coach of the Tigers, LSU was forced to move its season opener against Arizona State from Tiger Stadium to Sun Devil Stadium on Sept. 10, 2005 because of the effects of Hurricane Katrina.

### LSU's Game Vs. McNeese Canceled, Ruled No Contest

LSU's original 2015 season opener against McNeese State on Sept. 5 was canceled and ruled no contest after bad weather, specifically lightning, refused to leave the area throughout the night. The Tigers and Cowboys played nearly five minutes of the first quarter before lightning chased the teams off the field at 6:50 p.m. CT. Nearly four hours later at 10:36 p.m., officials canceled the game. It will not be made up. The game is believed to be the first in LSU history to be canceled after play began (the original delay came with 10:08 left in the first quarter). Because the game was ruled no contest, the Mississippi State game will be considered the season opener.

### LSU: The SEC's Winningest Team Since 2005

LSU is the winningest program in the SEC since the start of **Les Miles'** tenure as head coach in 2005 as the Tigers have posted a 110-29 mark during that span. The 110 victories for LSU are nine better than Florida, while the Tigers are also tops in final poll rankings. LSU is also fourth nationally in wins since 2005 behind only Boise State (120), Ohio State (118) and Oregon (111).

Team	W-L	Bowls	SEC Titles	Top 25
<b>LSU</b>	<b>110-29</b>	<b>10</b>	<b>2</b>	<b>8</b>
Florida	101-36	9	2	6
Georgia	99-41	10	1	7
Alabama	93-27	10	3	7
Auburn	91-46	8	2	6
South Carolina	87-50	9	0	4
Arkansas	74-60	6	0	3
Mississippi State	70-63	6	0	2
Tennessee	68-65	5	0	2
Ole Miss	65-68	5	0	3
Kentucky	57-75	5	0	0
Vanderbilt	55-75	4	0	2

### Wins Since 2005 (Nationally)

Boise State	120
Ohio State	118
Oregon	111
<b>LSU</b>	<b>110</b>
TCU	108
Oklahoma	108
Wisconsin	105
Southern Cal	103
Florida	101
Georgia	99
Virginia Tech	99
Texas	97

### LSU Leads All Colleges With 40 Players on NFL Rosters

LSU led all colleges with 40 players on NFL opening weekend rosters, the NFL announced at the conclusion of the first week of competition. The 40 active NFL players in week one put the Tigers ahead of Miami (37), USC (35), Alabama (34) and Georgia (34). LSU also led the NFL in number of defensive tackles with seven and defensive backs with 10.

### LSU Is DBU

Since 2007, LSU leads the nation in number of defensive backs selected in the NFL Draft with 13. Alabama is the next closest with 12. The Tigers have produced a defensive back selection in eight of the last nine drafts. A total of 10 former LSU defensive backs are on current NFL rosters after Week 1 of the 2015 NFL season, most of any college in the nation.

## LSU's 20-Plus Yards Play Breakdown

### BY PLAY

Pass.....	17
Rush.....	23
TOTAL.....	40

### BY GAME

at Mississippi State .....	4
vs. Auburn.....	7
at Syracuse .....	5
vs. Eastern Michigan .....	6
vs. South Carolina.....	9
vs. Florida.....	3
vs. Western Kentucky.....	6

### BY QUARTER

1st .....	9
2nd .....	10
3rd .....	16
4th.....	5

### RUSHING

Leonard Fournette.....	13
Derrius Guice.....	5
Brandon Harris.....	3
Darrel Williams.....	2

### PASSING

Brandon Harris.....	17
---------------------	----

### RECEIVING

Malachi Dupre .....	8
Travin Dural.....	6
Colin Jeter .....	1
Tyron Johnson .....	1
DeSean Smith.....	1

### 20 OR MORE YARD TOUCHDOWNS

Leonard Fournette.....	6
Malachi Dupre .....	2
Travin Dural .....	1
Derrius Guice .....	1
Brandon Harris.....	1
Tyron Johnson .....	1

## LSU's 20-Plus Yards Plays of 2015

Yards	Type	Player	Opponent	Qtr.
87	Run	Leonard Fournette	USC	3*
75	Run	Leonard Fournette	EMU	3*
71	Run	Leonard Fournette	AU	1
67	Pass	Travin Dural from Brandon Harris	WKU	2
62	Pass	Travin Dural from Brandon Harris	USC	3*
62	Run	Leonard Fournette	SU	3*
61	Pass	Tyron Johnson from Brandon Harris	WKU	3*
55	Pass	Malachi Dupre from Travin Dural	WKU	1*
52	Pass	Malachi Dupre from Brandon Harris	UF	2
51	Pass	Travin Dural from Brandon Harris	SU	4
50	Pass	Malachi Dupre from Brandon Harris	UF	2*
48	Run	Leonard Fournette	SU	1
47	Run	Derrius Guice	WKU	4*
42	Pass	Malachi Dupre from Brandon Harris	SU	3
40	Run	Darrel Williams	EMU	3
40	Run	Leonard Fournette	AU	2*
39	Run	Derrius Guice	USC	4
33	Run	Brandon Harris	AU	2
30	Run	Leonard Fournette	SU	4
29	Run	Leonard Fournette	AU	3*
29	Run	Derrius Guice	AU	3
28	Pass	Travin Dural from Brandon Harris	WKU	3
28	Pass	Malachi Dupre from Brandon Harris	USC	2
28	Pass	Colin Jeter from Brandon Harris	EMU	2
27	Pass	Malachi Dupre from Brandon Harris	USC	4
27	Run	Darrel Williams	USC	3
27	Pass	Travin Dural from Brandon Harris	EMU	1
27	Run	Brandon Harris	AU	1
26	Run	Leonard Fournette	MSU	1*
25	Pass	Malachi Dupre from Brandon Harris	WKU	3
25	Run	Leonard Fournette	UF	2
25	Run	Derrius Guice	USC	3
23	Pass	DeSean Smith from Brandon Harris	MSU	1
23	Run	Leonard Fournette	EMU	2
21	Run	Brandon Harris	EMU	1*
20	Run	Derrius Guice	USC	3
20	Pass	Travin Dural from Brandon Harris	USC	2
20	Pass	Malachi Dupre from Brandon Harris	MSU	1
20	Run	Leonard Fournette	AU	3
20	Run	Leonard Fournette	MSU	3

\*Denotes play resulted in touchdown.

## GAME-BY-GAME NOTABLES

Opponent	Captains	Coin Toss	Kickoff/Receive	LSU 1st Poss.	Game Time (CT)	Game Length	Jerseys	Result
at Mississippi State	Alexander, Hawkins, Jones, Beckwith, Keehn, Riley	Won	Kickoff	Punt	8:20 p.m.	3:30	White	W, 21-19
Auburn	Pocic, Gordon, Fournette, White, LaCouture, Jefferson	Lost	Receive	Touchdown	2:39 p.m.	3:13	White	W, 45-21
at Syracuse	Adams, Domingue, Dural, Neal, Pocic, Riley	Won	Kickoff	Punt	11:01 a.m.	3:43	White	W, 34-24
Eastern Michigan	Dupre, Harris, Gilmore, White, Moore	Won	Kickoff	Touchdown	6:02 p.m.	3:14	Purple	W, 44-22
South Carolina	Fournette, Alexander, Neal, Riley, Keehn	Won	Kickoff	Touchdown	2:36 p.m.	3:16	Purple	W, 45-24
Florida	Beckwith, R. Ferguson, Gordon, Pocic, Williams	Won	Kickoff	Punt	6:10 p.m.	3:34	White	W, 35-28
Western Kentucky	Dural, Jeter, Kragthorpe, Neal	Won	Kickoff	Touchdown	6:02 p.m.	3:37	Purple	W, 48-20

# WE ARE LSU

## FORBES RANKS LSU TOP 5

In Forbes Magazine's latest study in 2014, LSU was ranked as the nation's fifth-most valuable football team with a worth of \$103 million. Forbes ranked LSU as the fourth-most valuable football franchise in 2012 and 2013, clearly stating LSU is one of college football's most valuable teams.

Of LSU, Forbes said, "we apply the heaviest weight to money that goes towards academic programming, which includes both football scholarships and direct contributions to university initiatives like a library fund or non-athletic scholarship programs. A shining example of this is LSU, which last year contributed over \$7 million to academic programming."

Forbes said in its report that "athletic value, which is next in the weighting order, is the remaining football profit that goes toward supporting non-revenue sports like softball and soccer. The final two areas, conference and community, are comprised of money earned from playing in bowl games and the economic impact generated by home football games, respectively."

LSU set a school-record for attendance in 2014 as the Tigers averaged 101,723 fans for the seven home games. Overall, LSU drew a total of 712,063 fans to Tiger Stadium in 2014, the most combined fans for home games in school history.

## LSU ATHLETICS TRANSFERS \$10 MILLION TO UNIVERSITY

The LSU Athletic Department will transfer over \$10 million this fiscal year to other components of the university for use in supporting LSU's academic, research, public service and other missions, Vice Chancellor and Director of Athletics Joe Alleva announced in August.

"Our athletic department is sincerely committed to supporting the academic mission of the university, and we're extremely proud to transfer over \$10 million this year," Alleva said. "These funds provide vital resources for our students, faculty and staff, and they help to sustain LSU as one of the top research institutions in the country."

The athletic department has contributed a total of \$43.5 million to the LSU-Baton Rouge campus over the past five fiscal years.

Beginning in 2012, the athletic department has annually presented \$7.2 million to the university in accordance with the Athletics Fund Transfer Policy approved by the LSU Board of Supervisors. The policy states that in years in which LSU Athletics yields a surplus, a portion of the surplus in addition to the \$7.2 million may be provided to the university.

The surplus produced by the athletic department in fiscal year 2014-15 will allow an additional \$2.85 million to be channeled to the university, creating a total fund transfer this year of \$10.05 million.

## LSU ATHLETICS ON ELITE LIST

When LSU advanced to the College World Series in June they added the school's name to an elite list of universities that have played in a bowl game, reached the NCAA Tournament in both men's and women's basketball and advanced to the College World Series in both softball and baseball in the same athletic season.

LSU became only the third school to do it, joining Florida State and Texas. Florida State was the first to pull the rare accomplishment, doing so in 1991. Texas did it in back-to-back years in 2004 and 2005. It had been 10 years since a school last pulled the rarity until the Tigers beat Louisiana-Lafayette to earn the school's 17th appearance in the College World Series in Omaha over the summer.

LSU is also the only school in the history of the Southeastern Conference to pull this accomplishment.

The 2014-15 athletic year saw the LSU football team play in the Music City Bowl, the LSU men's and women's basketball teams both were participants in the NCAA Basketball Tournament in March and the LSU softball team tied for third at the Women's College World Series in Oklahoma City.

## LSU ONE OF JUST 24 ATHLETIC DEPARTMENTS TO TURN PROFIT IN 2014

According to a new report from the NCAA, LSU is one of only 24 university athletic departments across the country in the NCAA Football Bowl Subdivision turned a profit last year. The LSU athletic department is completely self-sufficient and receives no subsidies from the state or the institution meaning it operates with no tax dollars or student fees.

LSU Athletics spent a total of \$127.6 million last year and brought in revenues of \$133.7 million, ending the year with a profit of about \$6.1 million.

According to the NCAA report, the average FBS school spent \$14.7 million to help subsidize its athletic department last year, up from an average of \$11 million in 2013. In August, the LSU Athletic Department announced it will transfer a little over \$10 million this fiscal year to support LSU's academic, research, public service and other missions at the flagship campus in Baton Rouge. The transfer brings to \$43.5 million the total amount the athletic department has given to the university over the past five years—surpassing a goal set in 2012 to give \$36 million over five years.

## LSU RANKED IN TOP TIER OF U.S. NEWS & WORLD REPORT'S 2016 RANKINGS

In U.S. News & World Report's 2016 edition of Best Colleges, LSU is ranked in the top tier for "Best National Universities" for the eighth straight year and is ranked 62nd overall among public universities.

"LSU has consistently been ranked in the top tier of the best national universities, and our graduates show that LSU is among the nation's best values in higher education," said LSU President F. King Alexander. "The real value of a university can be seen in such measures as tuition rates, levels of student indebtedness and career outcomes, and these are the important measures that parents and potential students need when making their college decisions."

LSU provides students with a great start to their careers by helping to ensure they graduate with little-to-no debt, and, according to Payscale.com's 2015-16 College Salary Report, the average starting salaries of LSU graduates is \$50,400, placing the university 18th in the nation among its 50 public flagship peers.

"Among our SEC peers, LSU is the third highest in starting career salaries and first in least amount of student debt," Alexander said. "At LSU, we are committed to providing exceptional, affordable and accessible higher education, and sharing these types of student outcomes in as transparent a manner as possible."

In the 2016 edition of U.S. News & World Report's Best Colleges, LSU's ranking in the "Best National Universities" category moved up to 129 overall and is tied with five other schools: Arizona State University, University at Albany-SUNY, University of Arkansas, University of Illinois-Chicago and University of Kentucky.

The university also appeared on U.S. News & World Report's list of "A-Plus Schools for B Students," and both the LSU E. J. Ourso College of Business and LSU College of Engineering undergraduate programs are ranked in the top 50 among public universities. Engineering is ranked 49th in the Best Undergraduate Engineering Programs, and business is ranked 50th in the Best Undergraduate Business Programs.

LSU's value isn't limited to the flagship campus. In "Payback Picture" rankings for National Liberal Arts Colleges, U.S. News & World Report lists LSU of Alexandria among the schools whose students finish college with the least amount of debt. LSUA's students ranked second on the list of least debt with an average of \$10,114.





# 7 LEONARD FOURNETTE

**RUNNING BACK**  
6-1 • 230 • So.-1L  
New Orleans, La. (St. Augustine HS)

## FOURNETTE'S 2015 BIO

Currently has 176 carries for 1,352 rushing yards and 15 rushing TDs (7.7-yard average) ... Also has seven receptions for 58 yards this season ... His 1,352 rushing yards this season are more than the total of 52 FBS TEAMS ... Ranks third in LSU single-season rushing yards in only seven games ... Leads the nation in rushing yards and yards per game and ranks second in rushing TDs and third in all-purpose yards ... Fournette became the fastest player in LSU history to reach 1,000 rushing yards in a season as he did it in five games ... He became only the 10th player in FBS history to reach 1,000 rushing yards in the fifth game of a season ... On his 87-yard TD run vs. South Carolina, Fournette not only crossed the 1,000 yard mark for the season, but he also surpassed 2,000 career rushing yards ... Is the fastest player in LSU history to reach the 2,000 rushing yard milestone, accomplishing the feat in only 303 carries and 18 career games ... Fournette's 834 rushing yards were the most by an LSU player through four games in school history and the most by any FBS player through four games since at least 2000 ... He is the first player in SEC history to rush for 200-plus yards in three consecutive games ... Has rushed for 150-plus yards in seven straight games this season, the first FBS player to do so since UCF's Kevin Smith in 2007 ... Fournette's 12 rushing touchdowns are the most through the first five games of a season by any player in LSU history (as were his 11 TDs thru 4 games) ... Fournette's 631 rushing yards were the most by an LSU player through three games in school history and the most by any FBS player through three games since at least 2000 ... Is the first player in LSU history to record eight rushing TDs in the first three games of the season and only the second to reach at least eight TDs thru three games (Dalton Hilliard had 4 rush, 4 rec. TDs in 1982) ... He is the first LSU player to rush for 200-plus yards in back-to-back games ... Became the fastest player in LSU history to reach the 500-yard and 600-yard rushing mark, doing it in three games ... Became the third LSU player to rush for at least 100 yards in the first three games of a season, joining Charles Alexander (1977, 1978) and Charles Scott (2008) ... Became the first LSU player with at least 100 rushing yards in the first five games of a season ... Has nine straight 100-yard rushing games, 12 total in his career ... His streak of nine straight 100-yard games is tied with Charles Alexander for the longest in LSU history ... LSU is 11-1 when Fournette rushes for 100-plus yards ... With three 200-yard rushing games, Fournette joins Kevin Faulk (4) and Charles Alexander (2) as the only Tigers with multiple 200-yard rushing performances ... Owns three of the Top 10 spots on LSU's single-game rushing yards record list ... His 387 rushing yards was the most by an LSU player thru 2 games ... Rushed for 233 yards and 3 TDs on 26 carries vs. Eastern Michigan with TD runs of 3, 75 and 11 yards ... Shattered his career high for the second straight week with 244 rushing yards and 2 TDs at Syracuse ... His 244 rushing yards at Syracuse were the most rushing yards by an LSU player on the road and the third-most in a game of all time ... Rushed for a career-high 228 yards and tied a career-best with 3 rushing TDs on 19 carries in LSU's 45-21 win over No. 18 Auburn ... Opened game with a 71-yard run that set the tone for a contest that saw LSU rush for 411 yards, its second-highest total in a conference game ... Scored on runs of 40, 29 and 1 yards in helping LSU build a 38-7 lead late in third quarter ... All of his rushing yards came in three quarters of action as he was just 23 yards shy of breaking the school record despite sitting out the fourth quarter ... Averaged 12.0 yards per carry, a school-record for a back with at least 15 attempts in a game ... Set then-career highs with 28 carries, 159 rushing yards and 3 rushing TDs in the opener at Mississippi State ... Averaged 5.7 yards a carry vs. MSU ... His 28 carries were the most by a LSU player in a season-opener since 1985 when Dalton Hilliard had 31 carries for 148 yards in win over North Carolina ... 99 of his 159 yards came in second half ... Scored on runs of 1, 26 and 18 yards to account of all of LSU's offensive points ... One of the top players in college football and he's just a sophomore ... Listed among Heisman Trophy candidates for 2015.

## FOURNETTE'S HONORS

### 2015


- 2015 Unanimous Midseason First-Team All-American
- 2015 Walter Camp National Offensive Player of the Week (vs. Auburn)
- 2015 FWAA National Offensive Player of the Week (vs. Auburn)
- 2015 Maxwell Award National Player of the Week (vs. Auburn)
- 2015 SEC Offensive Player of the Week (at Mississippi State, vs. Auburn, at Syracuse)

### 2014

- 2014 All-SEC Freshman Team
- 2014 SEC Freshman of the Week (at Florida, vs. Ole Miss, at Texas A&M)
- 2014 Athlon Sports National Freshman of the Week (vs. Ole Miss)

## FOURNETTE'S CAREER STATISTICS

	RUSHING				RECEIVING			KICKOFF RETURNS		
	ATT	YDS	AVG.	TD	REC.	YDS	TD	NO.	YDS	TD
2014 Fr.	187	1,034	5.5	10	7	127	0	24	625	1
2015 So.	176	1,352	7.7	15	7	58	0	0	--	--
<b>TOTALS</b>	<b>363</b>	<b>2,386</b>	<b>6.6</b>	<b>25</b>	<b>14</b>	<b>185</b>	<b>0</b>	<b>24</b>	<b>625</b>	<b>1</b>





## CAREER GAME-BY-GAME RUSHING STATS

2015 SEASON	ATT	GAIN	LOSS	NET	TD	LONG
Sept. 12 at #25 Mississippi State	28	163	4	159	3	26
Sept. 19 vs. #18 Auburn	19	228	0	228	3	71
Sept. 26 at Syracuse	26	261	17	244	2	62
Oct. 3 vs. Eastern Michigan	26	242	9	233	3	75
Oct. 10 vs. South Carolina	20	163	5	158	1	87
Oct. 17 vs. #8 Florida	31	193	13	180	2	25
Oct. 24 vs. Western Kentucky	26	154	4	150	1	18
<b>TOTALS</b>	<b>176</b>	<b>1,404</b>	<b>52</b>	<b>1,352</b>	<b>15</b>	<b>87</b>

2014 SEASON	ATT	GAIN	LOSS	NET	TD	LONG
Aug. 30 vs. #14 Wisconsin	8	21	3	18	0	5
Sept. 6 vs. Sam Houston State	13	92	0	92	1	40
Sept. 13 vs. Louisiana-Monroe	10	54	2	52	1	24
Sept. 20 vs. Mississippi State	7	38	0	38	0	20
Sept. 27 vs. New Mexico State	18	122	0	122	2	17
Oct. 4 at #5 Auburn	10	45	3	42	0	10
Oct. 11 at Florida	27	143	3	140	2	20
Oct. 18 vs. Kentucky	15	43	3	40	1	11
Oct. 25 vs. #3 Ole Miss	23	113	0	113	0	22
Nov. 8 vs. #4 Alabama	21	79	0	79	0	13
Nov. 15 at Arkansas	5	9	0	9	0	4
Nov. 27 at Texas A&M	19	146	0	146	1	46
Dec. 30 vs. Notre Dame	11	144	1	143	2	89
<b>TOTALS</b>	<b>187</b>	<b>1,049</b>	<b>15</b>	<b>1,034</b>	<b>10</b>	<b>89</b>

## LSU CAREER RUSHING YARDS LEADERS

RANK	NAME (YEARS)	TOTAL YARDS
1.	Kevin Faulk (1995-98)	4,557
2.	Dalton Hilliard (1982-85)	4,050
3.	Charles Alexander (1975-78)	4,035
4.	Harvey Williams (1986-90)	2,860
5.	Joseph Addai (2001-05)	2,576
6.	Terry Robiskie (1973-76)	2,517
7.	<b>Leonard Fournette (2014-present)</b>	<b>2,386</b>
8.	Charles Scott (2006-09)	2,317
9.	Rondell Mealey (1996-99)	2,238
10.	Garry James (1982-85)	2,217
11.	Brad Davis (1972-74)	2,163
12.	Jeremy Hill (2012-13)	2,156
13.	LaBrandon Toefield (2000-02)	2,149
14.	Domanick Davis (1999-02)	2,056
15.	Justin Vincent (2003-06)	2,021

## NATIONAL RUSHING LEADERS THROUGH THE FIRST 7 GAMES OF A SEASON IN FBS HISTORY

NAME, TEAM (SEASON)	ATT	YARDS
Ricky Williams, Texas (1998)	227	1,484
Barry Sanders, Oklahoma State (1988)	192	1,476
Ed Marinaro, Cornell (1971)	270	1,474
Marcus Allen, USC (1981)	235	1,436
Troy Davis, Iowa State (1996)	252	1,423
Byron Hanspard, Texas Tech (1996)	211	1,413
Bo Jackson, Auburn (1985)	198	1,402
Garrett Wolfe, Northern Illinois (2006)	174	1,368
<b>Leonard Fournette, LSU (2015)</b>	<b>176</b>	<b>1,352</b>
LeShon Johnson, Northern Illinois (1993)	205	1,333

## MOST RUSHING YARDS THROUGH THE FIRST FIVE GAMES OF A SEASON IN LSU HISTORY

NAME (SEASON)	YARDS (ATT.)
<b>Leonard Fournette (2015)</b>	<b>*1,022 (119)</b>
Charles Alexander (1977)	712 (122)
Charles Alexander (1978)	648 (149)
Dalton Hilliard (1984)	617 (123)
Kevin Faulk (1998)	611 (87)

\*First RB in LSU history to reach 1,000 yards in 5 games

## WHAT THEY'RE SAYING ABOUT LEONARD FOURNETTE

**KIRK HERBSTREIT**, ESPN (radio interview on 9/23/15)  
 "He looked like a raging bull when he ran. He almost looked like a guy playing little league football who was bigger and stronger and badder than everyone else."

**ANDY STAPLES**, Sports Illustrated (9/19/15)  
 "Leonard Fournette is the beast of all beasts in college football this year. He has the best skill set of any running back...Don't make him mad. You won't like him when he's angry."

**PETER BURNS**, SEC Network (9/19/15 on Twitter)  
 @PeterBurnsESPN: Leonard Fournette is like a cannonball of aggression. #LSU

**TONY BARNHART**, SEC Network Writer/Broadcaster (9/19/15 on Twitter)  
 @MrCFB: I never compare anybody to Herschel Walker but... Leonard Fournette....wow

**SCOTT SHAFER**, Syracuse Head Coach (9/22/15)  
 "I think this kid is the best tailback, in my 26 years (of coaching)."

**TYRANN MATHIEU**, former LSU All-American and current Arizona Cardinals DB (9/26/15)  
 @Mathieu\_Era: I woke up today wanting to put that #7 on one more time!!! @\_fournette young boy I'm living through you today!!!

**PAT FORDE**, Yahoo! Sports (9/26/15 on Twitter)  
 @YahooForde: Leonard Fournette ain't fair. He's so good.

**BARRETT SALLEE**, Bleacher Report (10/10/15 on Twitter)  
 @BarrettSallee: Leonard Fournette broke 1,000 rushing yards in four-and-a-half games. That's not even video game good. That's video game glitch good.

# The Last Meeting



**#4/5 Alabama 20**

**#14/16 LSU 13**



Nov. 8, 2014 • Tiger Stadium • Baton Rouge, La. • 102,321

## LSU Comes Up Short in 20-13 Overtime Loss to No. 4 Alabama

LSU's bid to upset fourth-ranked Alabama fell just short as the Tigers, despite another dominant defensive performance, dropped a 20-13 overtime decision to the Crimson Tide. In a game that featured two of the top defenses in college football, LSU managed 259 yards of total offense, while the Crimson Tide had 315 total yards, 55 of which came on their final possession. LSU took a 13-10 lead late in the fourth quarter when the Tigers recovered a T.J. Yeldon fumble at the Alabama 6-yard line. A personal foul penalty on first down backed the Tigers up to the Crimson Tide 21-yard line. From there, the Tigers had to settle for a 39-yard field goal from **Colby Delahoussaye**, giving LSU a 13-10 lead with 50 seconds left. After the ensuing kickoff went out-of-bounds, Alabama started its game-tying drive on its own 35-yard line. The Crimson Tide went 55 yards on nine plays, capped with a 27-yard field goal with three seconds left to send the game into overtime. In overtime, Alabama covered the 25 yards in six plays to take a 20-13 lead on a 6-yard pass from Blake Sims to DeAndrew White. Needing a touchdown to send the game into a second overtime, LSU failed to move the ball in overtime, throwing four incomplete passes to end the contest. LSU took a 7-0 lead late in the first quarter when **Anthony Jennings** connected with **Malachi Dupre** on a 14-yard pass at the 2:07 mark. The score remained that way until the 6:40 mark of the second quarter when Sims hit Amari Cooper on a 23-yard pass. The Crimson Tide led 10-7 at halftime following a 39-yard field goal that was the result of an interception. LSU tied the game at 10-10 on its opening possession of the second half on a 35-yard field goal by Delahoussaye. The game remained tied until the final minute of the contest before field goals by each team sent the game into overtime. For the game, LSU's offense held the ball for 38:16, while limiting the Crimson Tide to just 21:44 of possession time. In the third quarter, LSU had the ball for 14:42, holding Alabama to just 18 seconds of possession time and five plays. **Leonard Fournette** led LSU with 79 rushing yards, while Jennings rushed for 40 yards and threw for another 76 on 8-of-26 passing. **Kwon Alexander** had a sack for a 9-yard loss and 10 total tackles to lead the Tiger defense. LSU fell to 7-3 overall and 3-3 in league play with the loss.

	Scoring					
	1	2	3	4	OT	F
Alabama	0	10	0	3	7	20
LSU	7	0	3	3	0	13

## STATISTICAL COMPARISON

Category	LSU	UA	CONF. (NCAA) RANKING	
			LSU	UA
Record:	7-0	7-1	--	--
Conference:	4-0	4-1	--	--
Scoring Offense:	38.9	33.5	2(14)	5(42)
Total Offense:	466.0	421.9	2(28)	7(49)
Rushing Offense:	309.1	188.5	1(5)	5(41)
Passing Offense:	156.9	233.4	14(116)	7(59)
Scoring Defense:	22.6	16.4	8(39)	3(13)
Total Defense:	315.9	275.8	4(18)	1(4)
Pass Defense:	222.1	197.3	9(64)	5(38)
Rushing Defense:	93.7	78.5	2(6)	1(3)
KO Ret. Avg.:	18.27	19.35	11(110)	9(96)
Punt Ret. Avg.:	10.70	9.31	7(42)	8(54)
Time of Poss.:	32:18	33:21	5(24)	1(7)
3rd Down Conv.:	.444	.336	3(25)	12(111)
Opp. 3rd-D Conv:	.344	.313	8(39)	4(17)
TO Margin:	+7	+3	2(13)	4(40)
Net Punting:	33.06	35.93	14(119)	9(90)
Fumbles Recovered:	2	5	13(119)	4(57)
Passes Intercepted:	7	12	9(61)	1(11)
Fumbles Lost:	2	5	1(3)	8(49)
Turnovers Gained:	9	17	13(103)	2(19)
Turnovers Lost:	2	14	1(T-1)	11(81)
Passing Efficiency:	152.66	133.12	4(21)	7(64)
Pass Efficiency Defense:	120.09	100.54	9(49)	1(7)
Fewest Penalties:	52	54	12(69)	13(75)
Fewest Yards Penalized:	444	487	11(65)	13(79)
Sacks:	2.57	3.38	5(33)	1(6)
Tackles for Losses:	6.10	6.60	9(64)	6(44)
First Downs:	149	178	11(95)	5(53)
Red Zone Offense:	.903	.857	1(20)	5(51)
Red Zone Defense:	.941	.833	14(121)	11(60)

## The Series: Alabama leads 49-25-5

1895: LSU, 12-6  
 1902: LSU, 11-0  
 1903: UA, 18-0  
 1904: UA, 11-0  
 1907: UA, 6-4  
 1909: LSU, 12-6  
 1919: UA, 23-0  
 1920: UA, 21-0  
 1921: Tie, 7-7  
 1922: UA, 47-3  
 1923: UA, 30-3  
 1925: UA, 42-0  
 1926: UA, 24-0  
 1927: Tie, 0-0  
 1928: UA, 13-0  
 1930: UA, 33-0  
 1944: Tie, 27-27  
 1945: UA, 26-7  
 1946: LSU, 31-21  
 1947: UA, 41-12  
 1948: LSU, 26-6  
 1951: LSU, 13-7  
 1952: UA, 21-20  
 1953: Tie, 7-7  
 1954: UA, 12-0  
 1957: LSU, 28-0  
 1958: LSU, 13-3  
 1964: UA, 17-9

1965: UA, 31-7  
 1966: UA 21-0  
 1967: UA, 7-6  
 1968: UA, 16-7  
 1969: LSU, 20-15  
 1970: LSU, 14-9  
 1971: UA, 14-9  
 1972: UA, 35-21  
 1973: UA, 21-7  
 1974: UA, 30-0  
 1975: UA, 23-10  
 1976: UA, 28-17  
 1977: UA, 24-3  
 1978: UA, 31-10  
 1979: UA, 3-0  
 1980: UA, 28-7  
 1981: UA, 24-7  
 1982: LSU, 20-10  
 1983: UA, 32-26  
 1984: LSU, 16-14  
 1985: Tie, 14-14  
 1986: LSU, 14-10  
 1987: UA, 22-10  
 1988: LSU, 19-18  
 1989: UA, 32-16  
 1990: UA, 24-3  
 1991: UA, 20-17  
 1992: UA, 31-11

1993: LSU, 17-13  
 1994: UA, 35-17  
 1995: UA, 10-3  
 1996: UA, 26-0  
 1997: LSU, 27-0  
 1998: UA, 22-16  
 1999: UA, 23-17  
 2000: LSU, 30-28  
 2001: LSU, 35-21  
 2002: UA, 21-0  
 2003: LSU, 27-3  
 2004: LSU, 26-10  
 2005: LSU, 16-13 (OT)  
 2006: LSU, 28-14  
 2007: LSU, 41-34  
 2008: UA, 27-21 (OT)  
 2009: UA, 24-15  
 2010: LSU, 24-21  
 2011: LSU, 9-6 (OT)  
 2012: UA, 21-0  
 2012: UA, 21-17  
 2013: UA, 38-17  
 2014: UA, 20-13 (OT)

At Baton Rouge: UA leads, 26-9-2  
 At Tuscaloosa: UA leads, 11-9  
 At Birmingham: UA leads, 8-5-1  
 At Other Sites: UA leads, 4-2-2  
 Les Miles vs. Alabama: 6-5



# LSU Tigers Depth Chart

## OFFENSE

X	15	Malachi Dupre	6-3	190	So.-1L	
	9	John Diarse	6-1	209	So.-1L	
	3	Tyron Johnson	6-1	189	Fr.-HS	
	82	D.J. Chark	6-2	186	So.-SQ	
LT	65	Jerald Hawkins	6-6	305	Jr.-2L	
	63	K.J. Malone	6-4	298	So.-1L	
LG	75	Maea Teuhema	6-5	327	Fr.-HS	
	64	William Clapp	6-5	303	Fr.-RS	
	63	K.J. Malone	6-4	298	So.-1L	
C	77	Ethan Pocic	6-7	309	Jr.-2L	
	72	Andy Dodd	6-4	319	So.-1L	
RG	64	William Clapp	6-5	303	Fr.-RS	
	66	Toby Weathersby	6-5	303	Fr.-HS	
	-or-	76	Josh Boutte	6-5	342	Jr.-1L
	78	Garrett Brumfield	6-3	309	Fr.-RS	
RT	74	Vadal Alexander	6-6	320	Sr.-3L	
	66	Toby Weathersby	6-5	303	Fr.-HS	
	70	George Brown Jr.	6-6	283	Fr.-HS	
TE	81	Colin Jeter	6-7	244	Jr.-1L	
	89	DeSean Smith	6-5	243	Jr.-2L	
	84	Foster Moreau	6-5	261	Fr.-HS	
Z	83	Travin Dural	6-2	203	Jr.-2L	
	9	John Diarse	6-1	209	So.-1L	
	8	Trey Quinn	6-0	197	So.-1L	
QB	6	Brandon Harris	6-3	206	So.-1L	
	10	Anthony Jennings	6-2	216	Jr.-2L	
	12	Justin McMillan	6-2	193	Fr.-HS	
RB	7	Leonard Fournette	6-1	230	So.-1L	
	34	Darrel Williams	6-0	232	So.-1L	
	5	Derrius Guice	5-11	222	Fr.-HS	
	4	Nick Brossette	6-0	218	Fr.-HS	
	27	Lanard Fournette	5-10	187	Fr.-HS	
FB	44	John David Moore	6-4	235	So.-1L	
	47	Bry'Kiethon Mouton	6-1	255	Fr.-HS	
	41	David Ducre	6-0	238	Fr.-HS	
	22	Ronnie Feist	6-1	234	Jr.-2L	

## DEFENSE

DE	92	Lewis Neal	6-2	264	Jr.-2L
	58	Sione Teuhema	6-4	251	So.-1L
	98	Deondre Clark	6-4	253	So.-1L
	94	Isaiah Washington	6-4	241	Fr.-HS
DT	57	Davon Godchaux	6-4	293	So.-1L
	97	Frank Herron	6-4	289	So.-SQ
	95	Quentin Thomas	6-4	313	Sr.-2L
DT	91	Christian LaCouture	6-5	307	Jr.-2L
	99	Greg Gilmore	6-4	313	So.-SQ
	95	Quentin Thomas	6-4	313	Sr.-2L
DE -or-	49	Arden Key	6-6	231	Fr.-HS
	46	Tashawn Bower	6-5	240	Jr.-2L
	93	M.J. Patterson	6-3	223	So.-SQ
Sam	11	Lamar Louis	5-11	232	Sr.-3L
	40	Duke Riley	6-0	227	Jr.-2L
Mike	52	Kendell Beckwith	6-2	252	Jr.-2L
	40	Duke Riley	6-0	227	Jr.-2L
Will	45	Deion Jones	6-1	227	Sr.-3L
	48	Donnie Alexander	6-1	215	So.-1L
	35	Devin Voorhies	6-1	216	So.-1L
CB -or-	13	Dwayne Thomas	6-0	186	Jr.-2L
	2	Kevin Toliver II	6-2	197	Fr.-HS
	24	Ed Paris	6-1	210	So.-1L
FS	29	Rickey Jefferson	6-0	207	Jr.-2L
	28	Jalen Mills	6-0	196	Sr.-3L
	23	Corey Thompson	6-2	221	Jr.-2L
SS	33	Jamal Adams	6-1	211	So.-1L
	26	John Battle	6-1	194	So.-SQ
CB	18	Tre'Davious White	5-11	191	Jr.-2L
	1	Donte Jackson	5-11	167	Fr.-HS
	39	Russell Gage	6-0	182	So.-SQ
Nickel -or-	28	Jalen Mills	6-0	196	Sr.-3L
	13	Dwayne Thomas	6-0	186	Jr.-2L
	1	Donte Jackson	5-11	167	Fr.-HS

## SPECIAL TEAMS

PK	14	Trent Domingue	6-2	170	Jr.-1L
	42	Colby Delahoussaye	5-9	182	Jr.-2L
KO -or-	36	Cameron Gamble	5-10	197	So.-1L
	14	Trent Domingue	6-2	170	Jr.-1L
PR	18	Tre'Davious White	5-11	191	Jr.-2L
	1	Donte Jackson	5-11	167	Fr.-HS
KOR	5	Derrius Guice	5-11	222	Fr.-HS
	34	Darrel Williams	6-0	232	So.-1L
	1	Donte Jackson	5-11	167	Fr.-HS
	7	Leonard Fournette	6-1	230	So.-1L

P	38	Jamie Keehn	6-5	231	Sr.-3L
	31	Josh Growden	6-2	197	Fr.-HS
SNP	50	Reid Ferguson	6-2	244	Sr.-3L
	53	Blake Ferguson	6-3	221	Fr.-HS
HOLD	16	Brad Kragthorpe	6-0	202	Sr.-1L
	38	Jamie Keehn	6-5	231	Sr.-3L

## PRONUNCIATIONS

Players		
74	Vadal Alexander	OT
	vuh-Dall	
4	Nick Brossette	RB
	bro-Sett	
76	Josh Boutte	OG
	Boo-tay	
46	Tashawn Bower	DE
	tuh-Shawn	
42	Colby Delahoussaye	PK
	Dell-uh-hoos-ee	
9	John Diarse	WR
	Dee-arse	
14	Trent Domingue	PK
	Doe-mang	
41	David Ducre	FB
	Doo-cree	
15	Malachi Dupre	WR
	Mal-uh-kye Doo-pree	
83	Travin Dural	WR
	Tray-vin	
27	Lanard Fournette	RB
	luh-Nard	
22	Ronnie Feist	LB
	Feast	
57	Davon Godchaux	DT
	duh-Von God-chaw	
5	Derrius Guice	RB
	Gice (Rhymes with "Dice")	
97	Frank Herron	DT
	Hair-un	
91	Christian LaCouture	DT
	Lock-uh-chur	
47	Bry'Kiethon Mouton	FB
	Bry-keeth-un Moo-tawn	
77	Ethan Pocic	C
	Poe-sick	
75	Maea Teuhema	OG
	My-uh Tuh-hoo-muh	
58	Sione Teuhema	DE
	See-oh-nee Tuh-hoo-muh	
18	Tre'Davious White	CB
	truh-Day-vee-us	
Coaches		
	Bradley Dale Peveto	ST
	Pea-vuh-toe	
	Ed Orgeron	DL
	Or-zhure-ahn	

## LOCATION OF COACHES

**On The Field**  
Les Miles, head coach  
Frank Wilson, running backs  
Steve Ensminger, tight ends  
Ed Orgeron, defensive line  
Tony Ball, wide receivers  
Bradley Dale Peveto, special teams/LBs  
Corey Raymond, defensive backs  
Jeff Grimes, offensive line

**In The Press Box**  
Kevin Steele, defensive coordinator  
Cam Cameron, offensive coordinator



## CAREER STARTS/GAME-BY-GAME STARTERS

The diagram illustrates the positions of players on a football field, categorized by their roles and jersey numbers. The field is divided into three main sections: the backfield (QB, FB, TB), the line of scrimmage (TE, RT, RG, C, LG, LT), and the wide receiver/running back area (WR, RB, FB). The diagram includes a yard line at the 50-yard mark and a 10-yard line. The players are positioned as follows:

- QB (Quarterback):** Jennings (13), Harris (8)
- FB (Fullback):** Moore (4), Mouton (2)
- TB (Tightback):** Fournette (13)
- WR (Wide Receiver):** Quinn (9), Dupre (7), Diarse (3)
- TE (Tight End):** Gordon (28), Jeter (4), Moreau (1)
- RT (Right Tackle):** Hawkins (25), V. Alexander (16)
- RG (Right Guard):** Pocic (8), Clapp (6), Boutte (1)
- C (Center):** Pocic (12)
- LG (Left Guard):** V. Alexander (25), Teuhema (6), Clapp (1)
- LT (Left Tackle):** Hawkins (8)
- LCB (Left Cornerback):** Mills (25), Toliver II (4), D. Thomas (3)
- LE (Left End):** Neal (7)
- LT (Left Tackle):** LaCouture (19), Gilmore (1)
- RT (Right Tackle):** Godchaux (17), Q. Thomas (4)
- RE (Right End):** Key (4), Bower (3)
- RCB (Right Cornerback):** White (30), Toliver II (1)
- Sam (Safety):** Louis (17), Riley (1)
- Mike (Middle Linebacker):** Beckwith (14)
- Will (Willie Linebacker):** D. Jones (7), D. Alexander (1)
- Nickel (Nickelbacker):** D. Thomas (4), Mills (2), Adams (1)
- SS (Strong Safety):** Adams (7), Thompson (2)
- FS (Free Safety):** Mills (13), Jefferson (8), Thompson (3), Adams (1)
- Dime (Dimebacker):** (Empty)

## OFFENSIVE GAME-BY-GAME STARTERS

[illegible]

## DEFENSIVE GAME-BY-GAME STARTERS

[illegible]

## THE LAST TIME LSU ... (ALL GAMES)

### Scoring

Scored 30 or more points .....	48 vs. Western Kentucky (10/24/15)
Scored 40 or more points .....	48 vs. Western Kentucky (10/24/15)
Scored 50 or more points .....	63 vs. New Mexico State (9/27/14)
Scored 60 or more points .....	63 vs. New Mexico State (9/27/14)
Scored 70 or more points .....	70 vs. Arkansas State (10/12/90)

### Total Offense

Had more than 400 total yards .....	497 vs. Western Kentucky (10/24/15)
Had more than 450 total yards .....	497 vs. Western Kentucky (10/24/15)
Had more than 500 total yards .....	624 vs. South Carolina (10/10/15)
Had more than 550 total yards .....	624 vs. South Carolina (10/10/15)
Had more than 600 total yards .....	624 vs. South Carolina (10/10/15)
Had more than 650 total yards .....	672 vs. Furman (10/26/13)
Had more than 700 total yards .....	746 vs. Rice (09/24/77)

### Rushing Offense

Rushed for 150 or more yards .....	211 vs. Western Kentucky (10/24/15)
Rushed for 200 or more yards .....	211 vs. Western Kentucky (10/24/15)
Rushed for 250 or more yards .....	396 vs. South Carolina (10/10/15)
Rushed for 300 or more yards .....	396 vs. South Carolina (10/10/15)
Rushed for 350 or more yards .....	396 vs. South Carolina (10/10/15)
Rushed for 400 or more yards .....	411 vs. Auburn (9/19/15)
Rushed for 425 or more yards .....	433 vs. Houston (09/07/96)
Rushed for 500 or more yards .....	503 vs. Oregon (10/22/77)

### Passing Offense

Passed for 250 or more yards .....	286 vs. Western Kentucky (10/24/15)
Passed for 300 or more yards .....	341 vs. Mississippi State (9/20/14)
Passed for 350 or more yards .....	372 at Georgia (09/28/13)
Passed for 400 or more yards .....	444 vs. Illinois (01/01/02 - Sugar Bowl)
Passed for 450 or more yards .....	528 at Alabama (11/03/01)
Passed for 500 or more yards .....	528 at Alabama (11/03/01)

### Scoring Defense

Allowed 0 points .....	0 vs. ULM (9/13/14)
Allowed 3 or fewer points .....	3 vs. Kentucky (10/18/14)
Allowed 7 or fewer points .....	7 vs. Ole Miss (10/25/14)
Allowed 10 or fewer points .....	7 vs. Ole Miss (10/25/14)
Allowed 14 or fewer points .....	7 vs. Ole Miss (10/25/14)

### Total Defense

Allowed fewer than 75 total yards .....	70 vs. Louisiana-Lafayette (10/05/02)
Allowed fewer than 100 total yards .....	93 vs. ULM (9/13/14)
Allowed fewer than 125 total yards .....	93 vs. ULM (9/13/14)
Allowed fewer than 150 total yards .....	93 vs. ULM (9/13/14)
Allowed fewer than 175 total yards .....	93 vs. ULM (9/13/14)
Allowed fewer than 200 total yards .....	93 vs. ULM (9/13/14)
Allowed fewer than 225 total yards .....	217 vs. Kentucky (10/18/14)
Allowed fewer than 250 total yards .....	228 at Texas A&M (11/27/14)
Allowed fewer than 275 total yards .....	255 vs. Eastern Michigan (10/03/15)
Allowed fewer than 300 total yards .....	283 vs. South Carolina (10/10/15)

### Rushing Defense

Allowed 0 or fewer yards .....	-4 vs. Northwestern State (09/10/11)
Allowed 10 or fewer yards .....	-4 vs. Northwestern State (09/10/11)
Allowed 20 or fewer yards .....	16 vs. ULM (9/13/14)
Allowed 30 or fewer yards .....	16 vs. ULM (9/13/14)
Allowed 40 or fewer yards .....	16 vs. ULM (9/13/14)
Allowed 50 or fewer yards .....	43 at Mississippi State (09/12/15)
Allowed 60 or fewer yards .....	55 vs. Florida (10/17/15)
Allowed 70 or fewer yards .....	55 vs. Florida (10/17/15)
Allowed 80 or fewer yards .....	55 vs. Florida (10/17/15)
Allowed 90 or fewer yards .....	55 vs. Florida (10/17/15)
Allowed 100 or fewer yards .....	55 vs. Florida (10/17/15)

## THE LAST TIME LSU ... (ALL GAMES)

### Passing Defense

Allowed 0 passing yards .....	0 vs. Alabama (11/06/71)
Allowed 50 or fewer yards .....	50 vs. Wisconsin (8/30/14)
Allowed 100 or fewer yards .....	100 vs. Auburn (9/19/15)
Allowed 150 or fewer yards .....	100 vs. Auburn (9/19/15)
Allowed 175 or fewer yards.....	161 vs. Eastern Michigan (10/03/15)
Allowed 200 or fewer yards .....	161 vs. Eastern Michigan (10/03/15)

### Individual Rushing

Had a player rush for 100 or more yards .....	150 by Leonard Fournette vs. Western Kentucky (10/24/15)
Had a player rush for 150 or more yards .....	150 by Leonard Fournette vs. Western Kentucky (10/24/15)
Had a player rush for 200 or more yards.....	233 by Leonard Fournette vs. Eastern Michigan (10/03/15)
Had a player rush for 225 or more yards .....	233 by Leonard Fournette vs. Eastern Michigan (10/03/15)
Had a player rush for 2 or more TDs .....	2 by Leonard Fournette vs. Florida (10/17/15)
Had a player rush for 3 or more TDs .....	3 by Leonard Fournette vs. Eastern Michigan (10/03/15)
Had a player rush for 4 or more TDs .....	4 by Domanick Davis vs. Illinois (01/01/02 - Sugar Bowl)
Had a player rush for 5 or more TDs .....	5 by Kevin Faulk at Kentucky (11/01/97)

### Individual Passing

Had a player pass for 200 or more yards.....	286 by Brandon Harris vs. Western Kentucky (10/24/15)
Had a player pass for 250 or more yards .....	286 by Brandon Harris vs. Western Kentucky (10/24/15)
Had a player pass for 300 or more yards.....	328 by Zach Mettenberger vs. Furman (10/26/13)
Had a player pass for 350 or more yards .....	372 by Zach Mettenberger at Georgia (09/28/13)
Had a player pass for 400 or more yards .....	444 by Rohan Davey vs. Illinois (01/01/02 - Sugar Bowl)
Had a player pass for 450 or more yards.....	528 by Rohan Davey at Alabama (11/03/01)
Had a player pass for 500 or more yards .....	528 by Rohan Davey at Alabama (11/03/01)
Had a player pass for 2 or more TDs .....	3 by Brandon Harris vs. Western Kentucky (10/24/15)
Had a player pass for 3 or more TDs .....	3 by Brandon Harris vs. Western Kentucky (10/24/15)
Had a player pass for 4 or more TDs.....	5 by Zach Mettenberger vs. UAB (09/07/13) - school record
Had a player complete 20 passes.....	25 by Zach Mettenberger at Mississippi State (10/05/13)
Had a player complete 25 passes .....	25 by Zach Mettenberger at Mississippi State (10/05/13)
Had a player complete 30 passes.....	31 by Rohan Davey vs. Illinois (01/01/02 - Sugar Bowl)
Had a player complete 35 passes .....	35 by Rohan Davey at Alabama (11/03/02)
Had a player complete 15 straight passes .....	17 by Rohan Davey vs. Arkansas-6 (11/26/99), vs. Western Carolina-11 (09/02/00)
.....	17 by Matt Mauck vs. Arizona-11 (09/06/03), vs. Western Illinois-6 (09/13/03)
Had a player throw 30 passes.....	33 by Zach Mettenberger at Ole Miss (10/19/13)
Had a player throw 35 passes.....	37 by Zach Mettenberger at Georgia (09/28/13)
Had a player throw 40 passes .....	47 by Matt Flynn vs. Arkansas (11/23/07)
Had a player throw 45 passes .....	47 by Matt Flynn vs. Arkansas (11/23/07)
Had a player throw 50 passes .....	53 by Rohan Davey vs. Illinois (01/01/02 - Sugar Bowl)

### Individual Receiving

Had a player with 9 or more receptions in a game .....	9 by Odell Beckham Jr. at Mississippi State (10/05/13)
Had a player with 10 or more receptions in a game.....	10 by Jarvis Landry at Georgia (09/28/13)
Had a player with 11 or more receptions in a game .....	12 by Brandon LaFell vs. Troy (11/15/08)
Had a player with 12 or more receptions in a game .....	12 by Brandon LaFell vs. Troy (11/15/08)
Had a player with 13 or more receptions in a game .....	14 by Josh Reed vs. Illinois (01/01/02 - Sugar Bowl)
Had a player with 14 or more receptions in a game .....	14 by Josh Reed vs. Illinois (01/01/02 - Sugar Bowl)
Had a player with 15 or more receptions in a game .....	19 by Josh Reed at Alabama (11/03/01)
Had a player receive 100 or more yards.....	132 by Travin Dural vs. Western Kentucky (10/24/15)
Had a player receive 150 or more yards .....	151 by Travin Dural vs. Wisconsin (8/30/14)
Had a player receive 200 or more yards .....	204 by Odell Beckham Jr. vs. Furman (10/26/13)
Had a player receive 250 or more yards.....	293 by Josh Reed at Alabama (11/03/01)
Had a player receive for 2 or more TDs .....	2 by Malachi Dupre vs. Florida (10/17/15)
Had a player receive for 3 or more TDs .....	3 by Travin Dural vs. Sam Houston State (9/6/14)
Had a player receive for 4 or more TDs .....	4 by Tony Moss vs. Ohio University (09/30/89)
Had a player receive for 5 or more TDs .....	5 by Carlos Carson vs. Rice (09/24/77)

## THE LAST TIME LSU ... (ALL GAMES)

### Games against Ranked Teams

Beat a top 25 team .....	#8 Florida, 35-28, in Baton Rouge (10/17/15)
Beat a top 10 team .....	#8 Florida, 35-28, in Baton Rouge (10/17/15)
Beat a top 5 team .....	#3 Ole Miss, 10-7, in Baton Rouge (10/25/14)
Beat an FBS No. 1 team (AP or Coaches Poll) .....	#1 Ohio State, 38-24 (01/07/08 - BCS Championship Game)
Beat an FBS No. 1 team (AP or Coaches Poll) at home .....	#1 Florida, 28-21 (10/11/97)
Beat a ranked opponent at home .....	#8 Florida, 35-28, in Baton Rouge (10/17/15)
Beat a ranked opponent on the road .....	#25 Mississippi State, 21-19, in Starkville, Mississippi (09/12/15)
Beat a ranked opponent at a neutral site .....	#14 Wisconsin, 28-24, in AdvoCare Texas Kickoff in Houston, Texas (8/30/14)
Beat back-to-back ranked opponents .....	#25 Mississippi State, 21-19, in Starkville, Mississippi (09/12/15) & #18 Auburn, 45-21, in Baton Rouge (09/19/15)
Beat a ranked team in three straight games .....	11/23/01 - 01/01/02 vs. #22 Arkansas, #24 Auburn, #2 Tennessee (SEC CG), #7 Illinois (Sugar Bowl)
Beat a ranked team in four straight games .....	11/23/01 - 01/01/02 vs. #22 Arkansas, #24 Auburn, #2 Tennessee (SEC CG), #7 Illinois (Sugar Bowl)
Lost to a ranked opponent at home .....	#5 Alabama, 20-13 OT (11/08/14)
Lost to a ranked opponent on the road .....	#5 Auburn, 41-7, in Auburn, Ala. (10/04/14)
Lost to a ranked opponent at a neutral site.....	#14 Clemson, 25-24, in Chick-fil-A Bowl (12/31/12)
Lost to an unranked opponent at home .....	Mississippi State, 34-29 (9/20/14)
Lost to an unranked opponent on the road .....	at Arkansas, 17-0 (11/15/14)

### Special Situations

Won on the last play of the game.....	at #2 Alabama (9-6, 11/05/11); Drew Alleman 25-yard field goal in overtime
Lost on the last play of the game .....	vs. Notre Dame, 31-28, in Music City Bowl (12/30/15); field goal as time expired
Came back and won from 10 or more down in 4th quarter .....	vs. #14 Wisconsin, 28-24 (8/30/14); down 24-13 entering 4th quarter
Lost when leading by 10 or more in 4th quarter .....	#14 Clemson, 25-24 in Chick-fil-A Bowl (12/31/12); led 24-13 entering fourth quarter
Lost when leading by 20 points of more .....	Tennessee, 30-27 OT (09/26/05); led 21-0 at halftime
Scored on the first play from scrimmage .....	Travin Dural (94-yard pass from QB Anthony Jennings) vs. Sam Houston State (9/6/14)
A QB caught a pass on a designed play .....	Matt Flynn (35-yards from WR Early Doucet) at Alabama (11/03/07)
A RB threw a TD pass on a designated play .....	Spencer Ware (39 yards to Rueben Randle for a TD) at Auburn (10/23/10)
Had two RB rush for at least 100 yards each .....	Derrius Guice (161 yards) and Leonard Fournette (158 yards) vs. South Carolina (10/10/15)

### Returns/Special Teams/Defense

Returned a KO for a TD .....	Leonard Fournette, 100 yards vs. Notre Dame (12/30/14- Music City Bowl)
Returned a Punt for a TD .....	Tre'Davious White, 69 yards at Syracuse (9/26/15)
Returned an INT for a TD .....	Deion Jones, 23 yards vs. Eastern Michigan (10/03/15)
Returned 2 INTs for TDs.....	Ronald Martin (45 yards) & Lavar Edwards (23 yards) vs. Idaho (09/15/12)
Returned 3 INTs for TDs.....	3 vs. Arkansas State (C. Raymond, D. Walkup, C. Buckels) (10/12/91)
Recovered a fumble in endzone for a TD .....	Kevin Minter at Ole Miss (11/19/11)
Returned a fumble for a TD .....	Danielle Hunter, 25-yard fumble recovery and return vs. Mississippi State (9/20/14)
Scored two defensive TDs in a game .....	2 vs. UL-Monroe (R. Brooks, INT; L. Edwards, FUM) (11/13/10)
Faked a field goal for a touchdown .....	Trent Domingue (kicker), 16-yard run (10/17/15 vs. Florida)
Faked a punt for a first down .....	Kendell Beckwith, 5-yard run in third quarter vs. Wisconsin (8/30/14)
Faked a field goal for a first down .....	Josh Jasper, 5-yard run in 4th quarter (10/09/10 at Florida)
A player kicked the PAT after scoring the TD .....	Trent Domingue vs. Florida (10/17/15)
Blocked a FG .....	Ego Ferguson, 29-yard Andrew Ritter attempt in fourth quarter at Ole Miss (10/19/13)
Returned a blocked FG for a TD .....	Patrick Peterson, 53 yards on the block of Ole Miss' 47-yard FG attempt (11/21/09)
Blocked a PAT (kick) .....	Mark Roman, attempt by Seth Hanson (10/17/98 vs. Kentucky)
Returned a PAT for a Defensive Extra Point .....	Mark Roman, kick attempt by Seth Hanson (10/17/98 vs. Kentucky)
Blocked a punt.....	Daniel Graff vs. Tulane (10/31/09)
Blocked a punt for a safety .....	Jarvis Green, on an Andy Smith punt (10/16/99 at Kentucky)
Returned a blocked punt for TD .....	Craig Steltz, 29 yard, off Jacob Hester's block at Arizona State (09/10/05)
Recovered an onside kick .....	at Ole Miss (11/21/09); recovered by Brandon LaFell with 1:16 left in fourth quarter
Recovered an onside kick to start the game .....	vs. Auburn (12/01/01)
Recorded a Safety (Team).....	vs. North Carolina (09/04/10); ball rolled out of endzone on punt attempt
Recorded a Safety (Individual tackle) .....	Sam Montgomery at Auburn (09/22/12)
Recorded six interceptions.....	6 at Mississippi State (08/30/07)
Had a player record three interceptions.....	3 by Craig Steltz at Mississippi State (8/30/07)
Had a player record 15 tackles.....	19 by Kevin Minter vs. Clemson in Chick-fil-A Bowl (12/31/12)
Had six sacks as a team .....	7 vs. Sam Houston State (9/6/14)

### Opponent Returns/Special Teams

Returned a KO for a TD .....	Rashad Fenton of South Carolina, 96 yards (10/10/15)
Returned a Punt for a TD.....	Antonio Callaway of Florida, 72 yards (10/17/15 vs. Florida)
Returned an INT for a TD .....	Reggie Thomas of Furman, 74 yards on Zach Mettenberger (10/26/13)
Returned 3 INTs for TDs.....	3 by Alvis, Smith, Robinson (09/17/94 at Auburn)
Recovered a fumble in endzone for a TD .....	Chris Shelling (09/17/94 at Auburn)
Returned a fumble for a TD .....	Alonzo Highsmith of Arkansas, 47 yards in first quarter (11/25/11 in Baton Rouge)
Blocked a FG .....	at Alabama (11/05/11)
Blocked a punt.....	Florida (10/08/11) in fourth quarter
Blocked two punts .....	2 at Virginia Tech (9/01/02)
Blocked a punt for a safety.....	blocked Donnie Jones (09/01/02 at Virginia Tech)
Recorded a Safety (Team).....	vs. Western Kentucky (11/12/11)
Blocked a PAT (kick) .....	Ole Miss (11/18/06)
Returned a PAT for a Defensive Extra Point .....	Eric Kelly, off bad snap (10/17/98 vs. Kentucky)
Faked a field goal for a TD.....	Damon Duval, 1 yard run (09/18/99 vs. Auburn)
Recovered an onside kick .....	Western Kentucky (10/24/15)



## THE LAST TIME LSU ... (SEC REGULAR SEASON GAMES)

### Scoring

Scored 30 or more points .....	35 vs. Florida (10/17/15)
Scored 35 or more points .....	35 vs. Florida (10/17/15)
Scored 40 or more points .....	45 vs. South Carolina (10/10/15)
Scored 45 or more points .....	45 vs. South Carolina (10/10/15)
Scored 50 or more points .....	59 at Mississippi State (10/05/13)
Scored 55 or more points .....	59 at Mississippi State (10/05/13)
Scored 60 or more points .....	63 vs. Kentucky (11/01/97)

### Total Offense

Had more than 400 total yards .....	423 vs. Florida (10/17/15)
Had more than 450 total yards .....	624 vs. South Carolina (10/10/15)
Had more than 500 total yards .....	624 vs. South Carolina (10/10/15)
Had more than 550 total yards .....	624 vs. South Carolina (10/10/15)
Had more than 600 total yards .....	624 vs. South Carolina (10/10/15)

### Rushing Offense

Rushed for 150 or more yards .....	221 vs. Florida (10/17/15)
Rushed for 200 or more yards .....	221 vs. Florida (10/17/15)
Rushed for 250 or more yards .....	396 vs. South Carolina (10/10/15)
Rushed for 300 or more yards .....	396 vs. South Carolina (10/10/15)
Rushed for 350 or more yards .....	396 vs. South Carolina (10/10/15)
Rushed for 400 or more yards .....	411 vs. Auburn (09/19/15)
Rushed for 425 or more yards .....	426 vs. Ole Miss (10/30/76)

### Passing Offense

Passed for 250 or more yards .....	341 vs. Mississippi State (9/20/14)
Passed for 300 or more yards .....	341 vs. Mississippi State (9/20/14)
Passed for 350 or more yards .....	372 at Georgia (09/28/13)
Passed for 400 or more yards .....	528 vs. Alabama (11/03/01)
Passed for 450 or more yards .....	528 vs. Alabama (11/03/01)
Passed for 500 or more yards .....	528 vs. Alabama (11/03/01)

### Scoring Defense

Allowed 0 points .....	0 at Mississippi State (08/30/07)
Allowed 3 or fewer points .....	3 vs. Kentucky (10/18/14)
Allowed 7 or fewer points .....	7 vs. Ole Miss (10/25/14)
Allowed 10 or fewer points .....	7 vs. Ole Miss (10/25/14)
Allowed 14 or fewer points .....	7 vs. Ole Miss (10/25/14)

### Total Defense

Allowed fewer than 100 total yards .....	90 vs. Auburn (10/13/73)
Allowed fewer than 125 total yards .....	114 vs. Kentucky (10/19/85)
Allowed fewer than 150 total yards .....	135 vs. Vanderbilt (09/11/10)
Allowed fewer than 175 total yards .....	135 vs. Vanderbilt (09/11/10)
Allowed fewer than 200 total yards .....	183 at Auburn (09/22/12)
Allowed fewer than 225 total yards .....	217 vs. Kentucky (10/18/14)
Allowed fewer than 250 total yards .....	228 at Texas A&M (11/27/14)
Allowed fewer than 275 total yards .....	260 vs. Auburn (09/19/15)
Allowed fewer than 300 total yards .....	283 vs. South Carolina (10/10/15)

### Rushing Defense

Allowed 0 or fewer yards .....	0 at South Carolina (10/18/03)
Allowed 10 or fewer yards .....	10 at Mississippi State (08/30/07)
Allowed 20 or fewer yards .....	20 at Alabama (11/03/07)
Allowed 30 or fewer yards .....	20 at Alabama (11/03/07)
Allowed 40 or fewer yards .....	34 vs. South Carolina (10/13/12)
Allowed 50 or fewer yards .....	43 at Mississippi State (09/12/15)
Allowed 60 or fewer yards .....	55 vs. Florida (10/17/15)
Allowed 70 or fewer yards .....	55 vs. Florida (10/17/15)
Allowed 80 or fewer yards .....	55 vs. Florida (10/17/15)
Allowed 90 or fewer yards .....	55 vs. Florida (10/17/15)
Allowed 100 or fewer yards .....	55 vs. Florida (10/17/15)

## THE LAST TIME LSU ... (SEC REGULAR SEASON GAMES)

### Passing Defense

Allowed 0 passing yards.....	0 vs. Alabama (11/06/71)
Allowed 25 or fewer passing yards.....	23 at Alabama (11/27/90)
Allowed 50 or fewer passing yards.....	47 at Ole Miss (11/19/11)
Allowed 75 or fewer passing yards.....	61 at Florida (10/06/12)
Allowed 100 or fewer passing yards.....	100 vs. Auburn ((09/19/15)
Allowed 125 or fewer passing yards.....	100 vs. Auburn ((09/19/15)
Allowed 150 or fewer passing yards.....	100 vs. Auburn ((09/19/15)
Allowed 175 or fewer passing yards.....	100 vs. Auburn ((09/19/15)
Allowed 200 or fewer passing yards.....	100 vs. Auburn ((09/19/15)

### Rushing

Had a player rush for 100 or more yards.....	180 by Leonard Fournette vs. Florida (10/17/15)
Had a player rush for 125 or more yards.....	180 by Leonard Fournette vs. Florida (10/17/15)
Had a player rush for 150 or more yards.....	180 by Leonard Fournette vs. Florida (10/17/15)
Had a player rush for 175 or more yards.....	180 by Leonard Fournette vs. Florida (10/17/15)
Had a player rush for 200 or more yards.....	228 by Leonard Fournette vs. Auburn (09/19/15)
Had a player rush for 225 or more yards.....	228 by Leonard Fournette vs. Auburn (09/19/15)
Had a player rush for 2 or more TDs.....	2 by Leonard Fournette vs. Florida (10/17/15)
Had a player rush for 3 or more TDs.....	3 by Leonard Fournette vs. Auburn (09/19/15)
Had a player rush for 4 or more TDs.....	5 by Kevin Faulk at Kentucky (11/01/97)
Had a player rush for 5 or more TDs.....	5 by Kevin Faulk at Kentucky (11/01/97)

### Passing

Had a player pass for 200 or more yards.....	202 by Brandon Harris vs. Florida (10/17/15)
Had a player pass for 225 or more yards.....	228 by Brandon Harris vs. South Carolina (10/10/15)
Had a player pass for 250 or more yards.....	274 by Zach Mettenberger at Ole Miss (10/19/13)
Had a player pass for 275 or more yards.....	340 by Zach Mettenberger at Mississippi State (10/05/13)
Had a player pass for 300 or more yards.....	340 by Zach Mettenberger at Mississippi State (10/05/13)
Had a player pass for 325 or more yards.....	340 by Zach Mettenberger at Mississippi State (10/05/13)
Had a player pass for 350 or more yards.....	372 by Zach Mettenberger at Georgia (09/28/13)
Had a player pass for 375 or more yards.....	528 by Rohan Davey at Alabama (11/03/01)
Had a player pass for 400 or more yards.....	528 by Rohan Davey at Alabama (11/03/01)
Had a player pass for 425 or more yards.....	528 by Rohan Davey at Alabama (11/03/01)
Had a player pass for 450 or more yards.....	528 by Rohan Davey at Alabama (11/03/01)
Had a player pass for 500 or more yards.....	528 by Rohan Davey at Alabama (11/03/01)
Had a player pass for 2 or more TDs.....	2 by Brandon Harris vs. Florida (10/17/15)
Had a player pass for 3 or more TDs.....	3 by Zach Mettenberger at Georgia (09/28/13)
Had a player pass for 4 or more TDs.....	4 by Matt Mauck vs. Arkansas (11/28/03)
Had a player complete 20 passes.....	25 by Zach Mettenberger at Mississippi State (10/05/13)
Had a player complete 25 passes.....	25 by Zach Mettenberger at Mississippi State (10/05/13)
Had a player complete 30 passes.....	35 by Rohan Davey at Alabama (11/03/01)
Had a player complete 35 passes.....	35 by Rohan Davey at Alabama (11/03/01)
Had a player throw 30 passes.....	33 by Zach Mettenberger at Ole Miss (10/19/13)
Had a player throw 35 passes.....	37 by Zach Mettenberger at Georgia (09/28/13)
Had a player throw 40 passes.....	47 by Matt Flynn vs. Arkansas (11/23/07)
Had a player throw 45 passes.....	47 by Matt Flynn vs. Arkansas (11/23/07)
Had a player throw 50 passes.....	58 by Josh Booty vs. Auburn (09/18/99)

### Receiving

Had a player with 10 or more receptions in a game.....	10 by Jarvis Landry at Georgia (09/28/13)
Had a player with 11 or more receptions in a game.....	12 by Michael Clayton at Alabama (11/15/03)
Had a player with 12 or more receptions in a game.....	12 by Michael Clayton at Alabama (11/15/03)
Had a player with 13 or more receptions in a game.....	19 by Josh Reed at Alabama (11/03/01)
Had a player with 14 or more receptions in a game.....	19 by Josh Reed at Alabama (11/03/01)
Had a player with 15 or more receptions in a game.....	19 by Josh Reed at Alabama (11/03/01)
Had a player receive 100 or more yards.....	115 by Malachi Dupre vs. Florida (10/17/15)
Had a player receive 125 or more yards.....	179 by Odell Beckham Jr. at Mississippi State (10/05/13)
Had a player receive 150 or more yards.....	179 by Odell Beckham Jr. at Mississippi State (10/05/13)
Had a player receive 175 or more yards.....	179 by Odell Beckham Jr. at Mississippi State (10/05/13)
Had a player receive 200 or more yards.....	201 by Devery Henderson at Kentucky (11/09/02)
Had a player receive 250 or more yards.....	293 by Josh Reed at Alabama (11/03/01)
Had a player receive 2 or more TDs.....	2 by Malachi Dupre vs. Florida (10/17/15)
Had a player receive 3 or more TDs.....	3 by Dwayne Bowe vs. Kentucky (10/14/06)



33

**Jamal Adams**  
Safety

6-1 • 211 • So. • 1L

Carrollton, Texas (Hebron HS)



- 2015 Preseason All-SEC Third Team (Media)
- 2014 Freshman All-American (Sporting News, Scout.com, 247Sports.com)
- 2014 All-SEC Freshman Team

#### SOPHOMORE SEASON (2015)

Led the Tigers on defense with a career-high 11 tackles, one interception and his first career forced fumble against Western Kentucky ... Earned his second career interception against Eastern Michigan ... Second-leading tackler with five, including one TFL, at Syracuse ... Recorded his first career interception and added six tackles, two PBUs and a TFL against Auburn ... Tenacious defender with a knack for always being around the football and with a great deal of confidence and swagger, much like that of former LSU All-America Tyrann Mathieu ... One of the top defenders in the SEC after earning Freshman All-America honors in 2014 ... A team leader as a sophomore in 2015 ... In line for national honors in what will be just his second year with the Tigers.

#### CAREER HIGHS

Total tackles: 11 vs. Western Kentucky, 2015

Tackles for loss: 2.0 vs. Notre Dame, 2014

Sacks: 1 vs. Kentucky, 2014

Interceptions: 1, 3x (Last: vs. Western Kentucky, 2015; First: vs. Auburn, 2015)

#### ADAMS' CAREER DEFENSIVE STATS

YEAR	G-GS	UT	AT	TT	TFL	SACKS	PBU	QBH	INT	FF	FR
2014	13-2	38	28	66	5.0-11	1.0-1	5	0	0	0	0
2015	7-7	23	11	34	2.0-3	0	3	0	3-7	1	0
<b>Totals</b>	<b>20-9</b>	<b>61</b>	<b>39</b>	<b>100</b>	<b>7.0-14</b>	<b>1.0-1</b>	<b>8</b>	<b>0</b>	<b>3-7</b>	<b>1</b>	<b>0</b>

#### ADAMS IN THE SEC RANKINGS • NOV. 1

0.43 Interceptions Per Game • 6th



48

**Donnie Alexander**  
Linebacker

6-1 • 215 • So. • 1L

New Orleans, La. (Edna Karr HS)



#### SOPHOMORE SEASON (2015)

Made his first career start at Will linebacker at Syracuse ... Second-year linebacker that will be counted on for playing time ... Key contributor on special teams as well for the Tigers ... Excellent speed with good instincts.

#### D. ALEXANDER'S CAREER HIGHS

Total tackles: 3, 2x (Last: vs. Western Kentucky, 2015; First: vs. Eastern Michigan, 2015)

Tackles for loss: 0

Sacks: 0

#### D. ALEXANDER'S CAREER DEFENSIVE STATS

YEAR	G-GS	UT	AT	TT	TFL	SACKS	PBU	QBH	INT	FF	FR
2014	12-0	0	1	1	0	0	0	0	0	0	0
2015	7-1	6	5	11	0	0	0	0	0	0	0
<b>Totals</b>	<b>19-1</b>	<b>6</b>	<b>6</b>	<b>12</b>	<b>0</b>	<b>0</b>	<b>0</b>	<b>0</b>	<b>0</b>	<b>0</b>	<b>0</b>



52

**Kendell Beckwith**  
Linebacker

6-2 • 252 • Jr. • 2L

Jackson, La. (East Feliciana HS)



- 2015 Bednarik Award Semifinalist
- 2015 Butkus Award Semifinalist
- 2015 Bronko Nagurski Trophy Watch List
- 2015 Preseason All-America Fourth Team (Phil Steele)
- 2015 All-SEC Second Team (Coaches, Media)
- 2014 SEC Defensive Player of the Week (vs. Ole Miss)

#### JUNIOR SEASON (2015)

Team's leading tackler, along with Deion Jones, with 51 stops ... Recorded another double-digit tackle game with 10 stops, including 2.0 TFLs, vs. Western Kentucky ... Added eight tackles and one TFL against Florida ... Led the team again with five tackles vs. South Carolina ... Tied for the team lead with eight tackles, including 2.0 TFL, versus Eastern Michigan ... Second-leading tackler with five tackles at Syracuse ... Tied his career high with 11 tackles in the season opener at Mississippi State ... Tremendous physical specimen who will be one of the defensive leaders for LSU in 2015.

#### BECKWITH'S CAREER HIGHS

Total tackles: 11, 2x (Last: at Mississippi State, 2015; First: Ole Miss, 2014)

Tackles for loss: 2.0, 3x (Last: vs. Western Kentucky, 2015; First: at Texas A&M, 2014)

Sacks: 1.0, 2x, (Last: Sam Houston State, 2014; First: Florida, 2013)

#### BECKWITH'S CAREER DEFENSIVE STATS

YEAR	G-GS	UT	AT	TT	TFL	SACKS	PBU	QBH	INT	FF	FR
2013	12-0	5	6	11	1.0-8	1.0-8	0	0	0	1	0
2014	13-7	36	41	77	7.5-26	2.0-14	3	2	1-29	0	2-0
2015	7-7	30	21	51	5.0-9	0-0	1	1	0	1	0
<b>Totals</b>	<b>32-14</b>	<b>71</b>	<b>68</b>	<b>139</b>	<b>13.5-43</b>	<b>3.0-22</b>	<b>4</b>	<b>3</b>	<b>1-29</b>	<b>2</b>	<b>2-0</b>



46

**Tashawn Bower**  
Defensive End

6-5 • 240 • Jr. • 2L

Somerville, N.J. (Immaculata HS)



#### JUNIOR SEASON (2015)

Returned to action vs. Florida and posted 1.5 tackles for loss and half a sack ... Missed the EMU and South Carolina games with an injury ... Picked up the first sack of his career as he combined with Deion Jones for a sack versus Auburn ... Made his first career start at Mississippi State and recorded a TFL ... Junior defensive end that will be counted on to assume a leadership role with Tigers in 2015 ... Shown improvement in first two years at LSU and that trend continued during the spring under first-year defensive line coach Ed Orgeron.

#### BOWER'S CAREER HIGHS

Total tackles: 5, New Mexico State, 2014

Tackles for loss: 1.5 vs. Florida, 2015

Sacks: 0.5, 2x (Last: vs. Florida, 2015; First: vs. Auburn, 2015)

#### BOWER'S CAREER DEFENSIVE STATS

YEAR	G-GS	UT	AT	TT	TFL	SACKS	PBU	QBH	INT	FF	FR
2013	6-0	1	2	3	0	0	0	0	0	0	0
2014	13-0	3	13	16	2.5-6	0	0	2	0	0	0
2015	5-3	3	9	12	3.0-13	1.0-3	0	1	0	0	0
<b>Totals</b>	<b>24-3</b>	<b>7</b>	<b>24</b>	<b>31</b>	<b>5.5-19</b>	<b>1.0-3</b>	<b>0</b>	<b>3</b>	<b>0</b>	<b>0</b>	<b>0</b>


**4**

**Nick Brossette**  
Running Back  
6-0 • 218 • Fr. • HS  
Baton Rouge, La. (University HS)


**TRUE FRESHMAN SEASON (2015)**

Came in late against Western Kentucky and picked up 23 yards on three carries ... On special teams against WKU he recovered a fumble and was credited with a solo tackle ... Saw his first action as a Tiger against Auburn when he rushed for 13 yards and caught one pass.

**CAREER RUSHING HIGHS**

Attempts: 4 vs. Auburn, 2015  
Yards: 23 vs. Western Kentucky, 2015  
Touchdowns: 0  
Long: 10, 2x (Last: vs. Western Kentucky, 2015; First: vs. Eastern Michigan, 2015)

**BROSSETTE'S CAREER RECEIVING HIGHS**

Receptions: 1 vs. Auburn, 2015  
Yards: -1 vs. Auburn, 2015  
Long: -1 vs. Auburn, 2015  
Touchdowns: 0

**BROSSETTE'S CAREER RUSHING STATS**

YEAR	G-GS	ATT.	YDS.	TD	LONG
2015	6-0	12	65	0	10
<b>Totals</b>	<b>6-0</b>	<b>12</b>	<b>65</b>	<b>0</b>	<b>10</b>


**42**

**Colby Delahoussaye**  
Place Kicker  
5-9 • 182 • Jr. • 2L  
New Iberia, La. (New Iberia HS)


**JUNIOR SEASON (2015)**

Handled LSU field goal and point-after attempts in 2013 and 2014 ... Currently behind Trent Domingue for starting job ... For career has connected on 24-of-29 field goals including 14-of-16 from 30-yards or longer ... Seven of his 24 field goals have come in fourth quarter of games ... Is 90-of-93 on extra-point attempts.

**DELAHOUSSEY'S CAREER HIGHS**

Field Goals Made: 3, vs. TCU, 2013  
Field Goal Attempted: 3, vs. TCU, 2013  
Long FG: 50, at Florida, 2014

**DELAHOUSSEY'S CAREER FIELD GOAL TOTALS**

YEAR	FGM-FGA	1-19	20-29	30-39	40-49	50+	LG	PAT	POINTS
2013	13-14	0-0	6-6	4-5	3-3	0-0	49	56-57	95
2014	11-15	0-0	3-6	5-5	2-3	1-1	50	34-36	67
2015	--	--	--	--	--	--	--	--	--
<b>TOTALS</b>	<b>24-29</b>	<b>0-0</b>	<b>9-12</b>	<b>9-10</b>	<b>5-6</b>	<b>1-1</b>	<b>50</b>	<b>90-93</b>	<b>162</b>


**9**

**John Diarse**  
Wide Receiver  
6-1 • 209 • So. • 1L  
Monroe, La. (Neville HS)


**SOPHOMORE EASON (2015)**

Started vs. South Carolina and Florida ... Redshirt sophomore receiver who started LSU's final three games in 2014 ... Big and physical player with good hands ... Has a knack for producing big plays, all three of his TDs were over 30-plus yards in 2014.

**DIARSE'S CAREER RECEIVING HIGHS**

Receptions: 3, at Texas A&M, 2014  
Yards: 76, vs. Notre Dame, 2014  
Long: 75, vs. Notre Dame, 2014  
Touchdowns: 1, 3x (Last: vs. Notre Dame, 2014; First: vs. Wisconsin, 2014)

**DIARSE'S CAREER RECEIVING STATS**

YEAR	G-GS	REC.	YDS.	TD	LONG
2014	13-3	15	275	3	75
2015	7-2	3	31	0	12
<b>Totals</b>	<b>20-5</b>	<b>18</b>	<b>306</b>	<b>3</b>	<b>75</b>


**14**

**Trent Domingue**  
Place Kicker/Punter  
6-2 • 170 • Jr. • 1L  
Mandeville, La. (St. Paul's HS)


**• 2015 Lou Groza Award Semifinalist**
**JUNIOR SEASON (2015)**

Perfect 9-for-9 on field goals this season, the only two kickers in the nation who has not missed this season ... His streak of nine straight made field goals is the longest since teammate Colby Delahoussaye made nine straight in the 2013 season ... His current streak of 41 consecutive successful PATs is ranked eighth in LSU history, tied with Delahoussaye ... Converted both field goals (34-yarder and 43-yarder) vs. Western Kentucky ... Scored a 16-yard touchdown run on a fake field goal against Florida that proved to be the winning TD ... Said he "blacked out" on the TD run and can't remember anything during the play ... Nailed a 29-yard field goal vs. South Carolina ... Hit 3-for-3 on field goals, including a career-long 45-yarder, vs. Eastern Michigan ... Perfect day at Syracuse as he nailed 21 and 37 yard field goals and went 4-for-4 on PATs ... Kicked a 32-yard field goal, went 6-for-6 on PATs and boomed four of eight kickoffs for touchbacks against Auburn ... Did not attempt a field goal but was a perfect 3-for-3 on PATs at Mississippi State ... Also handled kickoffs in the opener and blasted two of four for touchbacks ... Enters his fourth season with the Tigers in 2015 ... Handled the majority of the kickoff duties for the Tigers in 2014 ... Took over as LSU's field goal kicker in final two games of 2014 season ... A former walk-on who earned a spot on the team and redshirted as a true freshman in 2012.

**DOMINGUE'S CAREER KICKOFF HIGHS**

Kickoffs: 8 vs. Auburn, 2015  
Kickoff Yards: 491 vs. Auburn, 2015  
Kickoff Avg.: 64.7, New Mexico State, 2014  
Touchbacks: 5, 2x (Last: New Mexico State, 2014; First: Sam Houston State, 2014)

**DOMINGUE'S CAREER KICKOFF STATS**

YEAR	G-GS	NO.	YDS.	AVG.	TB	OB
2014	13-0	51	3,173	62.2	28	2
2015	7-0	31	1,810	58.4	7	2
<b>Totals</b>	<b>20-0</b>	<b>82</b>	<b>4,983</b>	<b>60.8</b>	<b>35</b>	<b>4</b>



## PLAYER BIOS

### DOMINGUE'S CAREER FIELD GOAL TOTALS

YEAR	FGM-FGA	1-19	20-29	30-39	40-49	50+	LG	PAT	POINTS
2014	2-4	0-0	1-1	1-2	0-1	0-0	31	6-6	12
2015	9-9	0-0	4-4	3-3	2-2	0-0	45	35-35	68
<b>TOTALS</b>	<b>11-13</b>	<b>0-0</b>	<b>5-5</b>	<b>4-5</b>	<b>2-3</b>	<b>0-0</b>	<b>45</b>	<b>41-41</b>	<b>80</b>

### DOMINGUE IN THE SEC RANKINGS • NOV. 1

100% Field Goal Percentage • 1st  
9.7 Points Per Game (Scoring) • 3rd  
1.29 Field Goals Per Game • 8th



**15**

**Malachi Dupre**  
**Wide Receiver**

**6-3 • 190 • So. • 1L**

**New Orleans, La. (John Curtis HS)**



### • 2014 All-SEC Freshman Team

### SOPHOMORE SEASON (2015)

Caught a career-long 55-yard TD pass against Western Kentucky ... Leads the team with five touchdown receptions ... Earned his second 100-yard receiving game with 115 yards and two touchdowns on four receptions vs. Florida ... Set a career high with six receptions vs. South Carolina, including a 10-yard TD catch ... Caught four passes for 73 yards and one 11-yard TD at Syracuse ... Hauled in two receptions with a long of 20 yards at Mississippi State ... Big play receiver who is looking to build on solid freshman season in 2015 ... Ranked second on team in both receiving yards (318) and receiving touchdowns (5) as a true freshman in 2014 ... The five TDs were the most for an LSU true freshman receiver since Michael Clayton scored six touchdowns in 2001.

### DUPRE'S CAREER RECEIVING HIGHS

Receptions: 6 vs. South Carolina, 2015  
Yards: 120, Mississippi State, 2014  
Long: 55 vs. Western Kentucky, 2015  
Touchdowns: 2, 2x (Last: vs. Florida, 2015; First: Mississippi State, 2014)

### DUPRE'S CAREER RECEIVING STATS

YEAR	G-GS	REC.	YDS.	TD	LONG
2014	12-2	14	318	5	52
2015	7-5	21	397	5	55 (TD)
<b>Totals</b>	<b>19-7</b>	<b>35</b>	<b>715</b>	<b>10</b>	<b>55 (TD)</b>

### DUPRE IN THE SEC RANKINGS • NOV. 1

18.9 Yards Per Catch • 2nd  
5 Touchdown Receptions • 5th



**83**

**Travin Dural**  
**Wide Receiver**

**6-2 • 203 • Jr. • 2L**

**Breaux Bridge, La. (Breaux Bridge HS)**



- 2015 Biletnikoff Award Watch List
- 2015 Preseason All-SEC Third Team (Coaches)

### JUNIOR SEASON (2015)

Leads LSU in receptions (24) and receiving yards (426) ... Tied for 10th in LSU history with five 100-yard receiving games ... Recorded the fifth 100-yard game of his career with 132 yards and one touchdown on five receptions vs. Western Kentucky ... Led the team in receptions with five for 65 yards vs. Florida ... Had his fourth career 100-yard receiving game with 109 yards on four catches, including a 62-yard TD against South Carolina ... Caught one pass at

Syracuse but made it count as it went for 51 yards and led to a TD one play later ... Led LSU again with four receptions for 27 yards versus Auburn ... Led LSU receivers with four catches at Mississippi State and also carried it twice for 14 yards ... Speedster who emerged as the leader of LSU's receiving corps in 2014 ... Deep threat with tremendous hands who was named to the Biletnikoff Award Watch List ... One of the fastest players on the team with a sub-4.4 40-yard dash ... For his career, 52 of his 68 receptions have resulted in either first downs or touchdowns.

### DURAL'S CAREER RECEIVING HIGHS

Receptions: 6, 2x (Last: Mississippi State, 2014; First: ULM, 2014)  
Yards: 151 vs. Wisconsin, 2014  
Long: 94 (TD) vs. Sam Houston State, 2014  
Touchdowns: 3 vs. Sam Houston State, 2014

### DURAL'S CAREER RUSHING HIGHS

Attempts: 4, vs. Notre Dame, 2014  
Yards: 61, vs. Notre Dame, 2014  
Touchdowns: None  
Long: 24, vs. Notre Dame, 2014

### DURAL'S CAREER RECEIVING STATS


YEAR	G-GS	REC.	YDS.	TD	LONG
2013	12-0	7	145	2	49 (TD)
2014	13-13	37	758	7	94 (TD)
2015	7-5	24	426	2	67
<b>Totals</b>	<b>32-18</b>	<b>68</b>	<b>1,329</b>	<b>11</b>	<b>94 (TD)</b>

### DURAL'S CAREER RUSHING STATS

YEAR	G-GS	ATT.	YDS.	TD	LONG
2013	12-0	0	0	0	0
2014	13-13	10	111	0	24
2015	7-5	3	13	0	17
<b>Totals</b>	<b>32-18</b>	<b>13</b>	<b>124</b>	<b>0</b>	<b>24</b>

### DURAL IN THE SEC RANKINGS • NOV. 1

17.8 Yards Per Catch • 5th



**50**

**Reid Ferguson**  
**Long Snapper**

**6-2 • 244 • Sr. • 3L**

**Buford, Ga. (Buford HS)**



### • 2015 Phil Steele Preseason All-America First Team

### SENIOR SEASON (2015)

In his fourth season as LSU's starting long snapper in 2015 and for second consecutive season is listed as a preseason All-America by Phil Steele ... Has played in all 46 games during his LSU career ... One of the few long snappers at the collegiate level who was given a scholarship out of high school ... Handles all snaps for punts and placekicks ... For career, has taken part in 448 total snaps (231 field goals/PATs and 217 punts) ... Only missed one snap during his 46 career games ... High school teammates with LSU offensive lineman Vadal Alexander ... Graduated in May of 2015 with a degree in sports administration.


**7**
**Leonard Fournette**  
**Running Back**
**6-1 • 230 • So. • 1L**
**New Orleans, La. (Saint Augustine HS)**


- 2015 Unanimous Midseason First-Team All-American
- 2015 Walter Camp National Offensive Player of the Week (vs. Auburn)
- 2015 FWAA National Offensive Player of the Week (vs. Auburn)
- 2015 Maxwell Award National Player of the Week (vs. Auburn)
- 2015 SEC Offensive Player of the Week (at Mississippi State, vs. Auburn, at Syracuse)
- 2015 Maxwell Award Semifinalist
- 2015 Walter Camp Award Watch List
- 2015 Doak Walker Award Watch List
- 2015 Hornung Award Watch List
- 2015 All-America Second Team (Athlon, CBS Sports, Sports Illustrated, Sporting News)
- 2015 Preseason All-America Third Team (Phil Steele)
- 2015 Preseason All-SEC First Team (Coaches, Media)
- 2014 All-SEC Freshman Team
- 2014 SEC Freshman of the Week (at Florida, vs. Ole Miss, at Texas A&M)
- 2014 Athlon Sports National Freshman of the Week (vs. Ole Miss)

**SOPHOMORE SEASON (2015)**

Currently has 176 carries for 1,352 rushing yards and 15 rushing TDs (7.7-yard average) ... Also has seven receptions for 58 yards this season ... His 1,352 rushing yards this season are more than the total of 52 FBS TEAMS ... Ranks third in LSU single-season rushing yards in only seven games ... Leads the nation in rushing yards and yards per game and is second in rushing TDs and third in all-purpose yards ... Fournette became the fastest player in LSU history to reach 1,000 rushing yards in a season as he did it in five games ... He became only the 10th player in FBS history to reach 1,000 rushing yards in the fifth game of a season ... On his 87-yard TD run vs. South Carolina, Fournette not only crossed the 1,000 yard mark for the season, but he also surpassed 2,000 career rushing yards ... Is the fastest player in LSU history to reach the 2,000 rushing yard milestone, accomplishing the feat in only 303 carries and 18 career games ... Fournette's 834 rushing yards were the most by an LSU player through four games in school history and the most by any FBs player through four games since at least 2000 ... He is the first player in SEC history to rush for 200-plus yards in three consecutive games ... Has rushed for 150-plus yards in seven straight games this season, the first FBS player to do so since UCF's Kevin Smith in 2007 ... Fournette's 12 rushing touchdowns are the most through the first five games of a season by any player in LSU history (as were his 11 TDs thru 4 games) ... Fournette's 631 rushing yards were the most by an LSU player through three games in school history and the most by any FBS player through three games since at least 2000 ... Is the first player in LSU history to record eight rushing TDs in the first three games of the season and only the second to reach at least eight TDs thru three games (Dalton Hilliard had 4 rush, 4 rec. TDs in 1982) ... He is the first LSU player to rush for 200-plus yards in back-to-back games ... Became the fastest player in LSU history to reach the 500-yard and 600-yard rushing mark, doing it in three games ... Became the third LSU player to rush for at least 100 yards in the first three games of a season, joining Charles Alexander (1977, 1978) and Charles Scott (2008) ... Became the first LSU player with at least 100 rushing yards in the first five games of a season ... Has nine straight 100-yard rushing games, 12 total in his career ... His streak of nine straight 100-yard games is tied with Charles Alexander for the longest in LSU history ... LSU is 11-1 when Fournette rushes for 100-plus yards ... With three 200-yard rushing games, Fournette joins Kevin Faulk (4) and Charles Alexander (2) as the only Tigers with multiple 200-yard rushing performances ... Owns three of the Top 10 spots on LSU's single-game rushing yards record list ... His 387 rushing yards was the most by an LSU player thru 2 games ... Rushed for 233 yards and 3 TDs on 26 carries vs. Eastern Michigan with TD runs of 3, 75 and 11 yards ... Shattered his career high for the second straight week with 244 rushing yards and 2 TDs at Syracuse ... His 244 rushing yards at Syracuse were the most rushing yards by an LSU player on the road and the third-most in a game of all time ... Rushed for a career-high 228 yards and tied a career-best with 3 rushing TDs on 19 carries in LSU's 45-21 win over No. 18 Auburn ... Opened game with a 71-yard run that set the tone for a contest that saw LSU rush for 411 yards, its second-highest total in a conference game ... Scored on runs of 40, 29 and 1 yards in helping

LSU build a 38-7 lead late in third quarter ... All of his rushing yards came in three quarters of action as he was just 23 yards shy of breaking the school record despite sitting out the fourth quarter ... Averaged 12.0 yards per carry, a school-record for a back with at least 15 attempts in a game ... Set then-career highs with 28 carries, 159 rushing yards and 3 rushing TDs in the opener at Mississippi State ... Averaged 5.7 yards a carry vs. MSU ... His 28 carries were the most by a LSU player in a season-opener since 1985 when Dalton Hilliard had 31 carries for 148 yards in win over North Carolina ... 99 of his 159 yards came in second half ... Scored on runs of 1, 26 and 18 yards to account of all of LSU's offensive points ... One of the top players in college football and he's just a sophomore ... Listed among Heisman Trophy candidates for 2015.

**FOURNETTE'S CAREER RUSHING HIGHS**

Attempts: 31 vs. Florida, 2015

Yards: 244 at Syracuse, 2015

Touchdowns: 3, 3x (Last: vs. Eastern Michigan, 2015; First: at Mississippi State, 2015)

Long: 89, vs. Notre Dame, 2014

**FOURNETTE'S CAREER RECEIVING HIGHS**

Receptions: 3 vs. South Carolina, 2015

Yards: 41, Ole Miss, 2014

Long: 40, Ole Miss, 2014

Touchdowns: 0

**FOURNETTE'S CAREER RUSHING STATS**

YEAR	G-GS	ATT.	YDS.	TD	LONG
2014	13-6	187	1,034	10	89 (TD)
2015	7-7	176	1,352	15	87 (TD)
<b>Totals</b>	<b>20-13</b>	<b>363</b>	<b>2,386</b>	<b>25</b>	<b>89 (TD)</b>

**FOURNETTE'S CAREER RECEIVING STATS**

YEAR	G-GS	REC.	YDS.	TD	LONG
2014	13-6	7	127	0	40
2015	7-7	7	58	0	15
<b>Totals</b>	<b>20-13</b>	<b>14</b>	<b>185</b>	<b>0</b>	<b>40</b>

**FOURNETTE'S CAREER KICKOFF RETURN STATS**

YEAR	G-GS	ATT.	YDS.	TD	LONG
2014	13-6	24	625	1	100 (TD)
2015	7-7	0	--	--	--
<b>Totals</b>	<b>20-13</b>	<b>24</b>	<b>625</b>	<b>1</b>	<b>100 (TD)</b>

**FOURNETTE IN THE SEC RANKINGS • NOV. 1**

201.4 All Purpose Yards Per Game • 1st

193.1 Rushing Yards Per Game • 1st

12.9 Points Per Game (Scoring) • 1st

15 Rushing Touchdowns • 1st

1,352 Rushing Yards • 1st

193.1 Total Offense • 10th

7.7 Yards Per Carry • 4th

176 Rushing Attempts • T-3rd


**36**
**Cameron Gamble**  
**Placekicker**
**5-10 • 197 • So. • 1L**
**Flower Mound, Texas (Flower Mound HS)**

**SOPHOMORE SEASON (2015)**

Set a new career high with eight kickoffs against Western Kentucky ... Kicked off all six times vs. Florida and recorded three touchbacks ... Saw his first action of 2015 against Eastern Michigan when he kicked off three times ... Possesses one of the strongest legs for any kicker in LSU history ... Routinely booms the ball through the endzone on kickoffs ... In addition to pushing for additional playing time on kickoffs, can also help with field goals.

**GAMBLE'S CAREER HIGHS**

Kickoffs: 8 vs. Western Kentucky, 2015

Kickoff Yards: 481 vs. Western Kentucky, 2015

Kickoff Avg.: 64.8, New Mexico State, 2014

Touchbacks: 3, 3x (Last: vs. Florida, 2015; First: vs. Wisconsin, 2014)

**GAMBLE'S CAREER KICKOFF STATS**

YEAR	G-GS	NO.	YDS.	AVG.	TB	OB
2014	7-0	17	1,043	61.4	7	1
2015	4-0	19	1,144	60.2	5	1
<b>Totals</b>	<b>11-0</b>	<b>36</b>	<b>2,187</b>	<b>60.8</b>	<b>12</b>	<b>2</b>


**99**
**Greg Gilmore**  
**Defensive Tackle**
**6-4 • 313 • So. • 5Q**
**Hope Mills, N.C. (South View HS)**

**SOPHOMORE SEASON (2015)**

Made his first career start against Western Kentucky and tallied a half tackle for a loss and one QB hurry ... Recorded a solo sack for a loss of eight yards at Syracuse ... Third-year defensive tackle with the size to be a run stuffer on the line ... Heads into the fall looking to crack the rotation at tackle ... Disruptive tackle who uses his aggressiveness to blow up plays in the backfield.

**GILMORE'S CAREER HIGHS**

Total tackles: 2, 2x (Last: vs. Western Kentucky, 2015; First: vs. New Mexico State, 2014)

Tackles for a loss: 1.0 at Syracuse, 2015

Sacks: 1.0 at Syracuse, 2015

**GILMORE'S CAREER DEFENSIVE STATS**

YEAR	G-GS	UT	AT	TT	TFL	SACKS	PBU	QBH	INT	FF	FR
2014	6-0	1	3	4	0.5-3	0.5-3	0	0	0	0	0
2015	7-1	3	4	7	1.5-10	1.0-8	0	1	0	0	0
<b>Totals</b>	<b>13-1</b>	<b>4</b>	<b>7</b>	<b>11</b>	<b>2.0-13</b>	<b>1.5-11</b>	<b>0</b>	<b>1</b>	<b>0</b>	<b>0</b>	<b>0</b>


**57**
**Davon Godchaux**  
**Defensive Tackle**
**6-4 • 293 • So. • 1L**
**Plaquemine, La. (Plaquemine HS)**

**• 2015 Preseason All-SEC Third Team (Coaches, Media)**
**SOPHOMORE SEASON (2015)**

Recorded another tackle for a loss against Western Kentucky ... Tallied six tackles and one TFL vs. Eastern Michigan ... Earned another tackle for a loss at Syracuse ... Leader on an LSU defense that limited Auburn to 260 total yards (160 rushing, 100 passing) ... Had 4 tackles, 2.0 sacks for 5 yards in losses and batted down a pass in the 45-21 LSU win ... His 2 sacks were a career-best and ran his season total to 3.0 ... Opened the season with five tackles and his first career sack for a loss of 12 yards at Mississippi State ... One of two returning starters at defensive tackle going into 2015 ... Teams with junior Christian LaCouture to give LSU one of the top defensive tackle tandems in the SEC.

**GODCHAUX'S CAREER HIGHS**

Total tackles: 8 vs. Notre Dame, 2014

Tackles for loss: 2.0 vs. Auburn, 2015

Sacks: 2.0 vs. Auburn, 2015

**GODCHAUX'S CAREER DEFENSIVE STATS**

YEAR	G-GS	UT	AT	TT	TFL	SACKS	PBU	QBH	INT	FF	FR
2014	13-10	15	27	42	1.5-3	0	0	3	0	1	0
2015	7-7	8	18	26	6.0-22	3.0-17	1	2	0	0	0
<b>Totals</b>	<b>20-17</b>	<b>23</b>	<b>45</b>	<b>68</b>	<b>7.5-25</b>	<b>3.0-17</b>	<b>1</b>	<b>5</b>	<b>0</b>	<b>1</b>	<b>0</b>


**85**
**Dillon Gordon**  
**Tight End**
**6-5 • 308 • Sr. • 3L**
**Edgard, La. (John Curtis HS)**

**SENIOR SEASON (2015)**

Played and started three games at tight end this season but doubtful to return after suffering an injury against Florida ... Is a three-year starter at tight end ... Established himself as a player who could be counted on in both the run and pass game during his first three seasons with the Tigers ... Has always been a tremendous blocker.

**GORDON'S CAREER RECEIVING HIGHS**

Receptions: 2, Furman, 2013

Yards: 36, Texas A&amp;M, 2013

Long: 36, Texas A&amp;M, 2013

Touchdowns: 0

**GORDON'S CAREER RECEIVING STATS**

YEAR	G-GS	REC.	YDS.	TD	LONG
2012	13-0	0	0	0	--
2013	13-12	6	88	0	36
2014	13-13	0	0	0	0
2015	3-3	1	8	0	8
<b>Totals</b>	<b>42-28</b>	<b>7</b>	<b>96</b>	<b>0</b>	<b>36</b>


**5**
**Derrius Guice**
**Running Back**
**5-11 • 222 • Fr. • HS**
**Baton Rouge, La. (Catholic HS)**

**• 2015 SEC Freshman of the Week (vs. South Carolina)**
**TRUE FRESHMAN SEASON (2015)**

Tied for first in the SEC in yards per rush at 9.3 and leads all freshmen in the league in rushing yards with 316 ... Ripped off a 47-yard touchdown run in the fourth quarter against Western Kentucky ... Made his way into the rotation at kickoff return and continues to play well in special teams coverage ... Shattered all his career highs with 16 carries for 161 yards and 1 touchdown with an average of 10.1 yards per carry against South Carolina ... His 161 rushing yards vs. USC were the sixth-most by a true freshman in LSU history ... Carried it six times for 55 yards, a 9.2-yard average, against Auburn and made his first reception ... Made his LSU debut in the season opener at Mississippi State where he was targeted on a swing pass out of the backfield that was incomplete ... Electrifying ball-carrier that has the potential to take every carry the distance.

**GUICE'S CAREER RUSHING HIGHS**

Attempts: 16 vs. South Carolina, 2015

Yards: 161 vs. South Carolina, 2015

Touchdowns: 1, 2x (Last: vs. Western Kentucky, 2015; First: vs. South Carolina, 2015)

Long: 47 vs. Western Kentucky, 2015

**GUICE'S CAREER RECEIVING HIGHS**

Receptions: 1, 3x (Last: vs. South Carolina, 2015; First: vs. Auburn, 2015)

Yards: 6, 2x (Last: vs. Eastern Michigan, 2015; First: vs. Auburn, 2015)

Long: 6, 2x (Last: vs. Eastern Michigan, 2015; First: vs. Auburn, 2015)

Touchdowns: 0

**GUICE'S CAREER RUSHING STATS**

YEAR	G-GS	ATT.	YDS.	TD	LONG
2015	7-0	34	316	2	47 (TD)
<b>Totals</b>	<b>7-0</b>	<b>34</b>	<b>316</b>	<b>2</b>	<b>47 (TD)</b>

**GUICE'S CAREER RECEIVING STATS**

YEAR	G-GS	REC.	YDS.	TD	LONG
2015	7-0	3	14	0	6
<b>Totals</b>	<b>7-0</b>	<b>3</b>	<b>14</b>	<b>0</b>	<b>6</b>

**GUICE IN THE SEC RANKINGS • NOV. 1**

9.3 Yards Per Rush • 1st


**6**
**Brandon Harris**
**Quarterback**
**6-3 • 206 • So. • 1L**
**Bossier City, La. (Parkway HS)**

**• 2014 SEC Freshman of the Week (vs. New Mexico State)**
**SOPHOMORE SEASON (2015)**

Is 7-1 as a starter ... Has thrown for 1,098 yards and nine touchdowns on 75-of-128 passing (58.6 completion percentage) ... One of only five quarterbacks across the nation who has not thrown an interception this season and the only one from the SEC ... His streak of 128 consecutive passes without an interception ranks fourth in LSU history behind Alan Risher (137), Jarrett Lee (131) and Zach Mettenberger (130) ... Threw for a career-high 286 yards and three touchdowns versus Western Kentucky on only 11-of-20 passing ... Completed 13-of-19 passes for 202 yards and 2 TDs vs. Florida ... Set career highs in completions (18), attempts (28) and passing yards (228) against South Carolina ... Also threw two touchdowns against the Gamecocks ... Rushed for a TD vs. Eastern Michigan ... Threw for a season-high 157 yards and one TD on 8-of-16 passing at Syracuse ... Connected on an 11-yard TD pass to Malachi Dupre against the Orange ... Completed 12-of-17 passes for 74 yards and 1 TD and added 66 rushing yards and 2 TDs versus Auburn ... Provided a solid start in the opener at Mississippi State where he connected on 9-of-14 passing for 71 yards with no TDs or INTs ... Also rushed for 48 yards against MSU ... Gifted sophomore quarterback with a big arm and quick feet ... Played in nine games with one start as a true freshman in 2014.

**HARRIS' CAREER PASSING HIGHS**

Attempts: 28 vs. South Carolina, 2015

Completions: 18 vs. South Carolina, 2015

Yards: 286 vs. Western Kentucky, 2015

Touchdowns: 3, 2x (Last: vs. Western Kentucky, 2015; First: New Mexico State, 2014)

Long: 67 vs. Western Kentucky, 2015

**HARRIS' CAREER RUSHING HIGHS**

Attempts: 8, 2x (Last: vs. Auburn, 2015; First: at Auburn, 2014)

Yards: 66 vs. Auburn, 2015

Touchdowns: 2, 2x (Last: vs. Auburn, 2015; First: New Mexico State, 2014)

Long: 46, Sam Houston State, 2014

**HARRIS' CAREER PASSING TOTALS**

YEAR	G-GS	COMP.-ATT.-INT.	YDS.	TD	LONG
2014	9-1	25-45-2	452	6	52
2015	7-7	75-128-0	1,098	9	67
<b>Totals</b>	<b>16-8</b>	<b>100-173-2</b>	<b>1,550</b>	<b>15</b>	<b>67</b>

**HARRIS' CAREER RUSHING STATS**

YEAR	G-GS	ATT.	YDS.	TD	LONG
2014	9-1	26	159	3	46
2015	7-7	41	136	3	33
<b>Totals</b>	<b>16-8</b>	<b>67</b>	<b>295</b>	<b>6</b>	<b>46</b>

**HARRIS IN THE SEC RANKINGS • NOV. 1**

153.9 Pass Efficiency • 2nd

14.6 Pass Yards Per Completion • 2nd

8.6 Pass Yards Per Attempt • 4th

9 Passing Touchdowns • T-8th




**97**
**Frank Herron**  
**Defensive Tackle**
**6-4 • 289 • So. • SQ**
**Memphis, Tenn. (Memphis Central HS)**

**SOPHOMORE SEASON (2015)**

Blew up the backfield on one play against Auburn where he sacked the QB, forced a fumble and recovered it at the Auburn 5-yard line to set up an LSU TD ... Outstanding athlete who has the ability to play inside at tackle or outside at defensive end ... Possesses great quickness and burst for his size ... Provides solid depth in the defensive tackle rotation.

**HERRON'S CAREER HIGHS**

Total tackles: 3 vs. Florida, 2015

Tackles for loss: 1.0 vs. Auburn, 2015

Sacks: 1.0 vs. Auburn, 2015

**HERRON'S CAREER DEFENSIVE STATS**

YEAR	G-GS	UT	AT	TT	TFL	SACKS	PBU	QBH	INT	FF	FR
2014	4-0	2	1	3	0	0	0	0	0	0	0
2015	7-0	4	4	8	1.0-9	1.0-9	0	0	0	1	1-0
<b>Totals</b>	<b>11-0</b>	<b>6</b>	<b>5</b>	<b>11</b>	<b>1.0-9</b>	<b>1.0-9</b>	<b>0</b>	<b>0</b>	<b>0</b>	<b>1</b>	<b>1-0</b>


**1**
**Donte Jackson**  
**Defensive Back**
**5-11 • 167 • Fr. • HS**
**Metairie, La. (Riverdale HS)**

**TRUE FRESHMAN SEASON (2015)**

Played on defense and special teams in the opener at Mississippi State ... Returned two kickoffs for 39 yards at MSU and made one solo tackle on kickoff coverage ... Explosive athlete that brings track speed and tremendous ball skills to the cornerback position ... Has seen time on offense as well as a kickoff and punt returner for the Tigers ... Standout on his high school track and field team as well.

**JACKSON'S CAREER HIGHS**

Total tackles: 4 at Syracuse, 2015

Tackles for loss: 0

Sacks: 0

**JACKSON'S CAREER DEFENSIVE STATS**

YEAR	G-GS	UT	AT	TT	TFL	SACKS	PBU	QBH	INT	FF	FR
2015	7-0	10	4	14	0	0	0	0	0	0	0
<b>Totals</b>	<b>7-0</b>	<b>10</b>	<b>4</b>	<b>14</b>	<b>0</b>	<b>0</b>	<b>0</b>	<b>0</b>	<b>0</b>	<b>0</b>	<b>0</b>

**JACKSON'S CAREER KICKOFF RETURN STATS**

YEAR	G-GS	ATT.	YDS.	TD	LONG
2015	7-0	8	164	0	27
<b>Totals</b>	<b>7-0</b>	<b>8</b>	<b>164</b>	<b>0</b>	<b>27</b>

**JACKSON'S CAREER PUNT RETURN STATS**

YEAR	G-GS	ATT.	YDS.	TD	LONG
2015	7-0	1	4	0	4
<b>Totals</b>	<b>7-0</b>	<b>1</b>	<b>4</b>	<b>0</b>	<b>4</b>


**29**
**Rickey Jefferson**  
**Safety**
**6-0 • 206 • Jr. • 2L**
**St. Rose, La. (Destrehan HS)**

**JUNIOR SEASON (2015)**

Tied for the team lead with a career-high eight tackles vs. Eastern Michigan ... Finished with six tackles, second-most on the team, and one sack against Auburn ... Talled a then career-best seven tackles and two PBUs in the opener at Mississippi State ... Starter at free safety while Jalen Mills has been out with injury ... Second member of his family – joining brother and former Tiger quarterback Jordan – to receive a football scholarship to LSU.

**JEFFERSON'S CAREER HIGHS**

Total tackles: 8 vs. Eastern Michigan, 2015

Interceptions: 1, 2x (Last: at Florida, 2014; First: Sam Houston State, 2014)

PBUs: 2 at Mississippi State, 2015

**JEFFERSON'S CAREER DEFENSIVE STATS**

YEAR	G-GS	UT	AT	TT	TFL	SACKS	PBU	QBH	INT	FF	FR
2013	7-1	3	3	6	0.5-1	0	2	0	0	0	0
2014	13-0	13	10	23	1.5-3	0	2	1	2-41	0	0
2015	7-7	17	12	29	1.0-7	1.0-7	3	0	0	0	0
<b>Totals</b>	<b>27-8</b>	<b>33</b>	<b>25</b>	<b>58</b>	<b>3.0-11</b>	<b>1.0-7</b>	<b>7</b>	<b>1</b>	<b>2-41</b>	<b>0</b>	<b>0</b>


**10**
**Anthony Jennings**  
**Quarterback**
**6-2 • 216 • Jr. • 2L**
**Marietta, Ga. (Marietta HS)**

**• 2013 SEC Freshman of the Week (vs. Arkansas)**
**JUNIOR SEASON (2015)**

Joins sophomore Brandon Harris as the only two quarterbacks on the LSU roster with significant game experience ... Starting QB in 2014 ... Has a 9-4 mark as LSU's starting quarterback ... Has directed LSU to four fourth-quarterback comebacks during his career ... Has thrown just eight interceptions on 256 attempts (32:1 ratio) ... Goes into 2015 with 1,792 career passing yards and 12 TDs ... Has also rushed for 310 yards and a score.

**JENNINGS' CAREER PASSING HIGHS**

Attempts: 26, 2x (Last: Alabama, 2014; First: Mississippi State, 2014)

Completions: 13, Mississippi State, 2014

Yards: 239, vs. Wisconsin, 2014

Touchdowns: 3, Sam Houston State, 2014

Long: 94 (TD), Sam Houston State, 2014

**JENNINGS' CAREER RUSHING HIGHS**

Attempts: 14, at Texas A&amp;M, 2014

Yards: 119, at Texas A&amp;M, 2014

Touchdowns: 1, 2x, (Last: vs. Iowa, 2014 Outback Bowl; First: vs. Florida, 2013)

Long: 36, at Texas A&amp;M, 2014

**JENNINGS' CAREER PASSING TOTALS**

YEAR	G-GS	COMP.-ATT.-INT.	YDS.	TD	LONG
2013	9-1	13-29-1	181	1	49 (TD)
2014	13-12	111-227-7	1,611	11	94 (TD)
2015	2-0	0-0-0	--	--	--
<b>Totals</b>	<b>24-13</b>	<b>124-256-8</b>	<b>1,792</b>	<b>12</b>	<b>94 (TD)</b>

**JENNINGS' CAREER RUSHING TOTALS**

YEAR	G-GS	ATT.	YDS.	TD	LONG
2013	9-1	19	18	1	21
2014	13-12	108	292	0	36
2015	2-0	0	--	--	--
<b>Totals</b>	<b>24-13</b>	<b>127</b>	<b>310</b>	<b>1</b>	<b>36</b>



**81**
**Colin Jeter**
**Tight End**
**6-7 • 244 • Jr. • 1L**
**Longview, Texas (Kilgore College)**

**• 2014 SEC Academic Honor Roll**
**JUNIOR SEASON (2015)**

Moved into the starting role at tight end with the injury to Dillon Gordon ... Had a career-best 28-yard reception vs. Eastern Michigan ... Made his first career start at Syracuse ... Caught his first career touchdown on a 1-yard pass from Brandon Harris against Auburn ... Made his first reception as a Tiger in the opener against Mississippi State ... Tall, rangy player who can line up at tight end and h-back ... Played one season at Kilgore (Texas) College before transferring to LSU in the summer of 2014 ... Originally attended the Air Force Academy and was halfway through basic training before having to return home due to a family illness ... Opted to attend Kilgore (Texas) College in the fall of 2013 where he was a member of the football team ... Made an immediate impact with the Tigers as a sophomore in 2014, playing in 11 games.

**JETER'S CAREER RECEIVING STATS**

YEAR	G-GS	REC.	YDS.	TD	LONG
2014	11-0	0	0	0	0
2015	7-4	5	40	1	28
<b>Totals</b>	<b>18-4</b>	<b>5</b>	<b>40</b>	<b>1</b>	<b>28</b>


**3**
**Tyron Johnson**
**Wide Receiver**
**6-1 • 189 • Fr. • HS**
**New Orleans, La. (Warren Easton HS)**

**TRUE FRESHMAN SEASON (2015)**

Caught his first career touchdown, a 61-yarder versus Western Kentucky ... Saw his first action as a Tiger against Auburn and made one catch ... Electrifying with the ball in his hands after the catch.

**JOHNSON'S CAREER RECEIVING HIGHS**

Receptions: 2 vs. South Carolina, 2015

Yards: 61 vs. Western Kentucky, 2015

Long: 61 vs. Western Kentucky, 2015

Touchdowns: 1 vs. Western Kentucky, 2015

**JOHNSON'S CAREER RECEIVING STATS**

YEAR	G-GS	REC.	YDS.	TD	LONG
2015	6-0	4	67	1	67 (TD)
<b>Totals</b>	<b>6-0</b>	<b>4</b>	<b>67</b>	<b>1</b>	<b>67 (TD)</b>


**45**
**Deion Jones**
**Linebacker**
**6-1 • 227 • Sr. • 3L**
**New Orleans, La. (Jesuit HS)**

**• 2015 Butkus Award Semifinalist**
**SENIOR SEASON (2015)**

Tied with Kendell Beckwith for the team lead in tackles with 51 and has two interceptions ... Recorded 10 tackles, one sack and one QB hurry ... Posted 10 tackles against Florida, including a sack, 2.5 tackles for loss and one critical PBU late in the fourth quarter ... Returned an interception 26 yards for a touchdown against Eastern Michigan ... After sitting out the first half of the Syracuse game because of a targeting call vs. Auburn, he recorded five solo tackles and his first career interception against the Orange ... Led the team for the second-straight week with eight tackles, including a half sack, against Auburn ... Shattered his career high in tackles with a team-leading 12 stops in the opener at Mississippi State, and he added two QB hurries and one TFL in the game ... Hard-hitting linebacker with tremendous speed ... Has made a name for himself in his first three seasons with devastating tackles on kickoff coverage.

**JONES' CAREER HIGHS**

Total tackles: 12 at Mississippi State, 2015

Tackles for loss: 2.5 vs. Florida, 2015

Sacks: 1.0, 2x (Last: vs. Western Kentucky, 2015; First: vs. Florida, 2015)

**JONES' CAREER DEFENSIVE STATS**

YEAR	G-GS	UT	AT	TT	TFL	SACKS	PBU	QBH	INT	FF	FR
2012	13-0	8	15	23	3.0-12	0	0	3	0	0	1-0
2013	13-0	6	9	15	1.0-6	0	0	1	0	0	0
2014	13-1	9	18	27	3.5-7	0	1	1	0	0	1-0
2015	7-6	26	25	51	6.0-27	2.5-23	1	5	2-26	0	0
<b>Totals</b>	<b>46-7</b>	<b>49</b>	<b>67</b>	<b>116</b>	<b>13.5-52</b>	<b>2.5-23</b>	<b>2</b>	<b>10</b>	<b>2-26</b>	<b>0</b>	<b>2-0</b>


**38**
**Jamie Keehn**
**Punter**
**6-5 • 231 • Sr. • 3L**
**Queensland, Australia (Rock Hampton GS)**

**• 2015 Ray Guy Award Watch List**
**• 2015 Wuerffel Trophy Watch List**
**• 2015 Preseason All-SEC Second Team (Coaches)**
**• 2015 Preseason All-SEC Third Team (Media)**
**• 2014 All-SEC Second Team (Coaches)**
**• 2014 Preseason All-SEC Third Team (Coaches, Media)**
**• 2013 SEC Academic Honor Roll**
**SENIOR SEASON (2015)**

Only called on to punt three times versus Auburn but dropped two inside the Auburn 20-yard line ... Placed five of his nine punts inside the 20-yard line at Mississippi State ... LSU's starting punter for third consecutive season ... Had best year as a Tiger in 2014, All-SEC Second-Team honors after averaging 44.9 yards a punt ... Set school record in 2014 with 3,189 punting yards on 71 punts ... Has a career average of 42.8 yards on 154 punts ... The 42.8 career average ranks fourth in LSU history ... Oldest player on the team as he is 26 years of age.

**KEEHN'S CAREER HIGHS**

Punts: 10 vs. Iowa, 2014 Outback Bowl

Punting Yards: 469 vs. Iowa, 2014 Outback Bowl

## PLAYER BIOS

Punting Average: 51.1, Mississippi State, 2014

Long: 64, vs. Wisconsin, 2014

50+ Punts: 5, 3x (Last: Miss. State, 2014; First: vs. Clemson, 2012 Chick-fil-A Bowl)

Inside 20-yard line: 5, 2x (Last: at Mississippi State, 2015; First: vs. Wisconsin, 2014)

### KEEHN'S CAREER PUNTING TOTALS

YEAR	NO.	YDS.	AVG.	LG	I20	TB	50+
2012	12	524	43.7	58	3	1	6
2013	43	1,765	41.0	58	18	4	10
2014	71	3,189	44.9	64	27	3	17
2015	32	1,270	39.7	58	12	2	1
<b>Totals</b>	<b>158</b>	<b>6,748</b>	<b>42.7</b>	<b>64</b>	<b>60</b>	<b>10</b>	<b>34</b>



# 49

**Arden Key**  
**Defensive End**

**6-6 • 231 • Fr. • HS**

**Atlanta, Ga. (Hapeville Charter Academy)**



### TRUE FRESHMAN SEASON (2015)

Tallied half a sack vs. Florida ... Hurried the QB on the pass that led to Deion Jones' 26-yard pick six in his first start vs. Eastern Michigan ... Tipped a pass that Deion Jones picked off at Syracuse ... Played extensively in the opener at Mississippi State and recorded LSU's first sack of the season along with two QB hurries and one PBU ... Rangy, explosive athlete at the defensive end position ... Used a tremendous fall camp to work his way into the rotation at defensive end heading into the season.

### KEY'S CAREER HIGHS

Total tackles: 4 at Syracuse, 2015

Tackles for loss: 1.0 at Mississippi State, 2015

Sacks: 1.0 at Mississippi State, 2015

### KEY'S CAREER DEFENSIVE STATS

YEAR	G-GS	UT	AT	TT	TFL	SACKS	PBU	QBH	INT	FF	FR
2015	7-4	9	10	19	2.0-13	1.5-13	1	6	0	0	0
<b>Totals</b>	<b>7-4</b>	<b>9</b>	<b>10</b>	<b>19</b>	<b>2.0-13</b>	<b>1.5-13</b>	<b>1</b>	<b>6</b>	<b>0</b>	<b>0</b>	<b>0</b>



# 91

**Christian LaCouture**  
**Defensive Tackle**

**6-5 • 307 • Jr. • 2L**

**Lincoln, Neb. (Lincoln Southwest HS)**



### JUNIOR SEASON (2015)

Tied his career high with six tackles at Mississippi State ... Will anchor the LSU defensive front in 2015 along with sophomore Davon Godchaux ... LaCouture and Godchaux give LSU one of the best defensive tackle combinations in the SEC ... Enters second season as a starter for the Tigers after starting all 13 games a year ago.

### LaCOUTURE'S CAREER HIGHS

Total tackles: 6, 3x (Last: at Mississippi State, 2015; First: at Auburn, 2014)

Tackles for loss: 1.5, at Auburn, 2014

Sacks: 1.0, 3x (Last: at Arkansas, 2014; First: at Mississippi State, 2013)

### LaCOUTURE'S CAREER DEFENSIVE STATS

YEAR	G-GS	UT	AT	TT	TFL	SACKS	PBU	QBH	INT	FF	FR
2013	13-0	3	8	11	1.5-2	1.0-2	0	0	0	0	0
2014	13-13	7	33	40	4.0-14	2.5-13	2	1	0	0	0
2015	6-6	1	18	19	0	0	1	1	0	0	0
<b>Totals</b>	<b>32-19</b>	<b>11</b>	<b>59</b>	<b>70</b>	<b>5.5-16</b>	<b>3.5-15</b>	<b>3</b>	<b>2</b>	<b>0</b>	<b>0</b>	<b>0</b>



# 11

**Lamar Louis**  
**Linebacker**

**5-11 • 232 • Sr. • 3L**

**Breaux Bridge, La. (Breaux Bridge HS)**



### SENIOR SEASON (2015)

Veteran member and leader on defense who enters his second season as the starting Sam linebacker ... Accumulated 78 tackles in his career ... Switches to No. 11 this year after wearing No. 23 his first three seasons with the Tigers.

### LOUIS' CAREER HIGHS

Total tackles: 9, at Auburn, 2014

Tackles for loss: 1.5, at Arkansas, 2014

Sacks: 0

### LOUIS' CAREER DEFENSIVE STATS

YEAR	G-GS	UT	AT	TT	TFL	SACKS	PBU	QBH	INT	FF	FR
2012	11-5	5	8	13	0	0	0	2	0	0	0
2013	13-0	11	14	25	0	0	0	0	0	0	2-0
2014	12-10	10	19	29	2.5-2	0	3	2	0	1	0
2015	6-2	4	7	11	0	0	0	0	0	0	0
<b>Totals</b>	<b>42-17</b>	<b>30</b>	<b>48</b>	<b>78</b>	<b>2.5-2</b>	<b>0</b>	<b>3</b>	<b>4</b>	<b>0</b>	<b>1</b>	<b>2-0</b>



# 28

**Jalen Mills**  
**Safety**

**6-0 • 196 • Sr. • 3L**

**DeSoto, Texas (DeSoto HS)**



- 2015 Bronko Nagurski Trophy Watch List
- 2015 Preseason All-America Second Team (Phil Steele, Sports Illustrated)
- 2015 Preseason All-SEC First Team (Coaches, Media)
- 2012 Freshman All-America First Team (Sporting News, CBSSports.com, FoxSportsNext.com)
- 2012 SEC Freshman of the Week (vs. Washington)

### SENIOR SEASON (2015)

Started at nickelback and recorded a PBU vs. Western Kentucky ... Saw his first action of the season vs. Florida ... Suffered a leg injury in fall camp and missed the early portion of the season ... Has more career starts than any player on the LSU defense with 40 ... Has started every game of his career which include all 13 as a true freshman in 2012 ... A veteran leader of a talented defensive unit ... Enters his second season as a starter at safety after spending his first two seasons as a starting cornerback ... Has six interceptions and 188 tackles to his credit for his career.

### MILLS' CAREER HIGHS


Total tackles: 9, 3x (Last: Arkansas, 2013; First: at Arkansas, 2012)

Interceptions: 1, 6x (Last: vs. Wisconsin, 2014; First: Washington, 2012)

PBUs: 2, at Arkansas, 2012

### MILLS' CAREER DEFENSIVE STATS

YEAR	G-GS	UT	AT	TT	TFL	SACKS	PBU	QBH	INT	FF	FR
2012	13-13	38	19	57	0	0	5	0	2-18	0	0
2013	13-13	45	22	67	4.0-23	3.0-21	3	0	3-(-6)	0	0
2014	13-13	26	36	62	3.0-4	0.0-0	5	2	1-0	0	1-36
2015	2-1	2	0	2	0	0	1	0	0	0	0
<b>Totals</b>	<b>41-40</b>	<b>111</b>	<b>77</b>	<b>188</b>	<b>7.0-27</b>	<b>3.0-21</b>	<b>14</b>	<b>2</b>	<b>6-12</b>	<b>0</b>	<b>1-36</b>


**44**

**John David Moore**  
Fullback  
6-4 • 235 • So. • 1L  
Ruston, La. (Ruston HS)



• 2014 SEC Academic Honor Roll

#### SOPHOMORE SEASON (2015)

Missed the Florida and Western Kentucky games with an injury ... Made his first career reception vs. South Carolina ... Led the way for Leonard Fournette to rush for 244 at Syracuse ... Continued his great lead blocking as he helped Leonard Fournette rush for 228 yards versus Auburn and a team total of 411 rushing yards ... Made his first career start at fullback at Mississippi State and paved the way for Leonard Fournette's career night (28 rushes, 159 yds, 3 TDs) ... Listed as the starting fullback entering the opener against Mississippi State ... Versatile prospect who can also play tight end.

#### MOORE'S CAREER RUSHING STATS

YEAR	G-GS	ATT.	YDS.	TD	LONG
2014	8-0	0	0	0	0
2015	5-4	0	0	0	0
<b>Totals</b>	<b>13-4</b>	<b>0</b>	<b>0</b>	<b>0</b>	<b>0</b>

#### MOORE'S CAREER RECEIVING STATS

YEAR	G-GS	REC.	YDS.	TD	LONG
2014	8-0	0	0	0	0
2015	5-4	1	1	0	1
<b>Totals</b>	<b>13-4</b>	<b>1</b>	<b>1</b>	<b>0</b>	<b>1</b>


**84**

**Foster Moreau**  
Tight End  
6-5 • 261 • Fr. • HS  
New Orleans, La. (Jesuit HS)



#### TRUE FRESHMAN SEASON (2015)

Has played in all seven games and made his first start at Syracuse ... Returned two kickoffs against Western Kentucky on short kicks ... One of seven true freshmen who saw action in the season opener at Mississippi State ... Sure-handed tight end who can serve as a threat in the passing game.


**47**

**Bry'Kiethon Mouton**  
Fullback  
6-1 • 255 • Fr. • HS  
Lafayette, La. (Acadiana HS)



#### TRUE FRESHMAN SEASON (2015)

Played in six games with two starts at fullback ... Recorded his first career catch for five yards against Western Kentucky ... and made his first career start at fullback vs. Florida ... Has played in every game except the opener at Mississippi State ... Talented athlete who has made an early impact at the fullback position.

#### MOUTON'S CAREER RECEIVING STATS

YEAR	G-GS	REC.	YDS.	TD	LONG
2015	6-2	1	5	0	5
<b>Totals</b>	<b>6-2</b>	<b>1</b>	<b>5</b>	<b>0</b>	<b>5</b>


**92**

**Lewis Neal**  
Defensive End  
6-2 • 264 • Jr. • 2L  
Wilson, N.C. (James B. Hunt HS)



• 2015 SEC Defensive Player of the Week (vs. Florida)

#### JUNIOR SEASON (2015)

Team leader with 7.0 sacks this season which ranks just outside the Top 10 in LSU single-season history ... Ranks second in the SEC in sacks ... Posted two PBUs and half a TFL vs. Western Kentucky ... Recorded a career-high 3.0 sacks against Florida, tied with many Tigers for the second-most sacks in a single game in LSU history ... Set a career high with 10 tackles vs. Florida with 3.5 TFLs, 3.0 sacks, three QB hurries and one PBU ... Picked up a solo sack vs. South Carolina ... Recorded two solo sacks against Eastern Michigan ... Led the team with seven tackles and forced a fumble at Syracuse ... In his first career start, earned a career-high five tackles at Mississippi State, including a 5-yard unassisted sack in the fourth quarter, and also provided two QB hurries ... A very quick and explosive player off the line ... Shifted back to defensive end during the spring after a brief stint last season at tackle ... Starter at defensive end.

#### NEAL'S CAREER HIGHS

Total tackles: 10 vs. Florida, 2015  
Tackles for loss: 3.5 vs. Florida, 2015  
Sacks: 2.0 vs. Eastern Michigan, 2015

#### NEAL'S CAREER DEFENSIVE STATS

YEAR	G-GS	UT	AT	TT	TFL	SACKS	PBU	QBH	INT	FF	FR
2013	10-0	0	7	7	0.5-2	0.5-2	0	1	0	0	0
2014	13-0	1	2	3	1.5-4	0	0	0	0	0	0
2015	7-7	15	17	32	8.0-44	7.0-42	4	7	0	1	0
<b>Totals</b>	<b>30-7</b>	<b>16</b>	<b>26</b>	<b>42</b>	<b>10.0-50</b>	<b>7.5-44</b>	<b>4</b>	<b>8</b>	<b>0</b>	<b>1</b>	<b>0</b>

#### NEAL IN THE SEC RANKINGS • NOV. 7

1.00 Sacks Per Game • 2nd  
1.14 Tackles For Loss Per Game • 9th


**24**

**Ed Paris**  
Cornerback  
6-1 • 210 • So. • 1L  
Arlington, Texas (Mansfield Timberview HS)



#### SOPHOMORE SEASON (2015)

Saw extensive action at cornerback against Western Kentucky and tallied two solo tackles ... Listed as a primary reserve cornerback behind Dwayne Thomas ... Provided valuable depth to LSU's secondary as a true freshman in 2014 ... Played in all 13 games as a freshman and also was a contributor on LSU's special teams.

#### PARIS' CAREER DEFENSIVE STATS

YEAR	G-GS	UT	AT	TT	TFL	SACKS	PBU	QBH	INT	FF	FR
2014	13-0	0	3	3	0	0	0	0	0	0	0
2015	7-0	3	0	3	0	0	0	0	0	0	0
<b>Totals</b>	<b>20-0</b>	<b>3</b>	<b>3</b>	<b>6</b>	<b>0</b>	<b>0</b>	<b>0</b>	<b>0</b>	<b>0</b>	<b>0</b>	<b>0</b>




**8**
**Trey Quinn**  
**Wide Receiver**
**6-0 • 197 • So. • 1L**
**Lake Charles, La. (Barbe HS)**

**SOPHOMORE SEASON (2015)**

Talented sophomore with tremendous hands and the ability to line up at any of the receiver positions ... Started seven games as a true freshman in 2014 and finished the year with 17 catches for 193 yards.

**QUINN'S CAREER RECEIVING HIGHS**

Receptions: 3, 2x (Last: at Florida, 2014; First: New Mexico State, 2014)

Yards: 46, New Mexico State, 2014

Long: 27, New Mexico State, 2014

**QUINN'S CAREER RECEIVING STATS**

YEAR	G-GS	REC.	YDS.	TD	LONG
2014	13-7	17	193	0	27
2015	7-2	1	14	0	14
<b>Totals</b>	<b>20-9</b>	<b>18</b>	<b>207</b>	<b>0</b>	<b>27</b>

**QUINN'S CAREER RUSHING STATS**

YEAR	G-GS	REC.	YDS.	TD	LONG
2014	13-7	2	11	0	9
2015	7-2	0	--	--	--
<b>Totals</b>	<b>20-9</b>	<b>2</b>	<b>11</b>	<b>0</b>	<b>9</b>

**QUINN'S CAREER PUNT RETURN STATS**

YEAR	G-GS	ATT.	YDS.	TD	LONG
2014	13-7	1	7	0	7
2015	7-2	0	--	--	--
<b>Totals</b>	<b>20-9</b>	<b>1</b>	<b>7</b>	<b>0</b>	<b>7</b>


**40**
**Duke Riley**  
**Linebacker**
**6-0 • 227 • Jr. • 2L**
**Buras, La. (John Curtis HS)**

**JUNIOR SEASON (2015)**

Recorded seven tackles and half a TFL vs. Eastern Michigan ... Posted five tackles in the win over Auburn ... A speedy linebacker that has the ability to put pressure on the quarterback and cover receivers down field ... Became a fan-favorite in his first two seasons with his play on kickoff coverage where he consistently delivered devastating blows ... Excellent defender on special teams who will compete for playing time at linebacker.

**RILEY'S CAREER HIGHS**

Total tackles: 8, ULM, 2014

Tackles for loss: 0.5, 2x (Last: vs. Eastern Michigan, 2015; First: vs. Auburn, 2013)

Sacks: 0

**RILEY'S CAREER DEFENSIVE STATS**

YEAR	G-GS	UT	AT	TT	TFL	SACKS	PBU	QBH	INT	FF	FR
2013	13-0	1	6	7	0.5-8	0	0	0	0	0	0
2014	13-1	6	14	20	0	0	0	0	0	0	1-0
2015	7-0	9	10	19	0.5-1	0	0	0	0	0	0
<b>Totals</b>	<b>33-1</b>	<b>16</b>	<b>30</b>	<b>46</b>	<b>1.0-9</b>	<b>0</b>	<b>0</b>	<b>0</b>	<b>0</b>	<b>0</b>	<b>1-0</b>


**89**
**DeSean Smith**  
**Tight End**
**6-5 • 243 • Jr. • 2L**
**Lake Charles, La. (Barbe HS)**

**JUNIOR SEASON (2015)**

Tipped a pass that landed right in Travin Dural's hands for a 62-yard TD vs. South Carolina ... Made one catch for a career-long 23 yards in the opener at Mississippi State ... Athletic tight end who has an opportunity to play a key role in the passing game for LSU in 2015 ... Can line up inside or has speed to split out wide and make plays downfield ... Has played in all 33 career games during his LSU career.

**SMITH'S CAREER RECEIVING HIGHS**

Receptions: 4, vs. Notre Dame, 2014

Yards: 66, vs. Notre Dame, 2014

Long: 23 at Mississippi State, 2015

**SMITH'S CAREER RECEIVING STATS**

YEAR	G-GS	REC.	YDS.	TD	LONG
2013	13-0	1	14	0	14
2014	13-0	4	66	0	21
2015	7-0	2	34	0	23
<b>TOTALS</b>	<b>33-0</b>	<b>7</b>	<b>114</b>	<b>0</b>	<b>23</b>


**58**
**Sione Teuhema**  
**Defensive End**
**6-4 • 251 • So. • 1L**
**Keller, Texas (Keller HS)**

**SOPHOMORE SEASON (2015)**

Played in all seven games with no starts ... Earned another TFL vs. South Carolina ... Made a career-best seven tackles with 1.0 TFL and a QB hurry vs. Eastern Michigan.

**TEUHEMA'S CAREER HIGHS**

Total tackles: 7 vs. Eastern Michigan, 2015

Tackles for loss: 2.0 vs. Sam Houston State, 2014

Sacks: 2.0 vs. Sam Houston State, 2014

**TEUHEMA'S CAREER DEFENSIVE STATS**

YEAR	G-GS	UT	AT	TT	TFL	SACKS	PBU	QBH	INT	FF	FR
2014	8-0	3	4	7	2.0-19	2.0-19	0	0	0	0	0
2015	7-0	7	6	13	2.0-2	0	0	1	0	0	0
<b>Totals</b>	<b>15-0</b>	<b>10</b>	<b>10</b>	<b>20</b>	<b>4.0-21</b>	<b>2.0-19</b>	<b>0</b>	<b>1</b>	<b>0</b>	<b>0</b>	<b>0</b>


**13**
**Dwayne Thomas**
**Defensive Back**
**6-0 • 186 • Jr. • 2L**
**New Orleans, La. (O.P. Walker HS)**

**JUNIOR SEASON (2015)**

Broke up a pass and finished with five solo tackles against Western Kentucky ... Tallied two PBUs vs. Eastern Michigan ... Recorded a TFL at Syracuse ... Earned a career-high 10 tackles long with one PBU in his first career start at Mississippi State ... A veteran in the secondary for the Tigers in 2015 ... Starter at nickelback when LSU goes to a 4-2-5 package ... Missed most of the 2014 season with a knee injury but was back at full speed for the spring ... Can play either safety position, cornerback and also lines up in LSU's nickel and dime packages ... Team leader on the defensive side of the ball ... Has been responsible for creating four turnovers (1 interception, 1 fumble recovery, 2 forced fumbles) in his career.

**D. THOMAS' CAREER HIGHS**

Total tackles: 10 at Mississippi State, 2015

PBUs: 3, Auburn, 2013

Sacks: 2.0, Furman, 2013

Interceptions: 1, Sam Houston State, 2014

**D. THOMAS' CAREER DEFENSIVE STATS**

YEAR	G-GS	UT	AT	TT	TFL	SACKS	PBU	QBH	INT	FF	FR
2012	3-0	0	0	0	0	0	0	0	0	0	0
2013	11-0	6	4	10	4.0-24	3.0-23	5	1	0	2	0
2014	5-0	8	16	24	2.5-11	1.5-10	1	2	1-0	0	1-0
2015	7-7	21	9	30	2.0-3	0	6	0	0	0	0
<b>Totals</b>	<b>26-7</b>	<b>35</b>	<b>29</b>	<b>64</b>	<b>8.5-38</b>	<b>4.5-33</b>	<b>12</b>	<b>3</b>	<b>1-0</b>	<b>2</b>	<b>1-0</b>


**95**
**Quentin Thomas**
**Defensive Tackle**
**6-4 • 313 • Sr. • 2L**
**Breaux Bridge, La. (Breaux Bridge HS)**

**SENIOR SEASON (2015)**

Seen action in two games this season ... Slowed by injuries to both biceps last season ... Played through pain and provided leadership at tackle ... The only fifth-year senior on the team.

**Q. THOMAS' CAREER HIGHS**

Total tackles: 4, UAB, 2013

Tackles for loss: 0.5, 2x (Last: Ole Miss, 2014; First: Furman, 2013)

Sacks: 0

**Q. THOMAS' CAREER DEFENSIVE STATS**

YEAR	G-GS	UT	AT	TT	TFL	SACKS	PBU	QBH	INT	FF	FR
2012	3-0	0	1	1	0	0	0	0	0	0	0
2013	11-1	3	6	9	0.5-3	0	2	0	0	0	1-0
2014	11-3	1	8	9	0.5-1	0	1	0	0	0	0
2015	2-0	0	0	0	0	0	0	0	0	0	0
<b>Totals</b>	<b>27-4</b>	<b>4</b>	<b>15</b>	<b>19</b>	<b>1.0-4</b>	<b>0</b>	<b>3</b>	<b>0</b>	<b>0</b>	<b>0</b>	<b>1-0</b>


**23**
**Corey Thompson**
**Safety**
**6-2 • 221 • Jr. • 2L**
**Missouri City, Texas (Elkins HS)**

**JUNIOR SEASON (2015)**

Played extensively against Western Kentucky and tallied three tackles ... Primary reserve at free safety ... Missed all of 2014 recovering from a knee injury ... Comes from an athletic family as his dad played football at Texas A&M and his mom was a track star at both the collegiate and international levels ... Switches numbers from No. 12 to No. 23 this year.

**THOMPSON'S CAREER HIGHS**

Total tackles: 8 at Alabama, 2013

Tackles for loss: 0.5 vs. Auburn, 2013

Interceptions: None

PBUs: 3 at Mississippi State, 2013

**THOMPSON'S CAREER DEFENSIVE STATS**

YEAR	G-GS	UT	AT	TT	TFL	SACKS	PBU	QBH	INT	FF	FR
2012	13-0	5	6	11	0	0	0	0	0	0	0
2013	10-5	17	23	40	0.5-8	0	3	0	0	0	0
2014	DNP (Injured)										
2015	4-0	2	4	6	0	0	0	0	0	0	0
<b>Totals</b>	<b>27-5</b>	<b>24</b>	<b>33</b>	<b>57</b>	<b>0.5-8</b>	<b>0</b>	<b>3</b>	<b>0</b>	<b>0</b>	<b>0</b>	<b>0</b>


**2**
**Kevin Toliver II**
**Cornerback**
**6-2 • 196 • Fr. • HS**
**Jacksonville, Fla. (Trinity Christian)**

**TRUE FRESHMAN SEASON (2015)**

Posted four solo stops and a tackle for a loss against Western Kentucky ... Made his first career interception vs. Eastern Michigan ... Earned a tackle for loss against Auburn ... In his first career game as a Tiger he racked up seven tackles (six solo) and one diving PBU ... Blue chip cornerback prospect that expects to contribute immediately ... Listed as a backup corner behind Dwayne Thomas but will see the field early and often ... Will start at corner when LSU shifts to the nickel package.

**TOLIVER II'S CAREER HIGHS**

Total tackles: 7 at Mississippi State, 2015

PBUs: 1 at Mississippi State, 2015

INT: 1 vs. Eastern Michigan, 2015

**TOLIVER II'S CAREER DEFENSIVE STATS**

YEAR	G-GS	UT	AT	TT	TFL	SACKS	PBU	QBH	INT	FF	FR
2015	7-5	18	4	22	2.0-5	0	1	0	1-0	0	0
<b>Totals</b>	<b>7-5</b>	<b>18</b>	<b>4</b>	<b>22</b>	<b>2.0-5</b>	<b>0</b>	<b>1</b>	<b>0</b>	<b>1-0</b>	<b>0</b>	<b>0</b>


**18**
**Tre'Davious White**
**Cornerback**
**5-11 • 191 • Jr. • 2L**
**Shreveport, La. (Green Oaks HS)**


- **2015 Thorpe Award Semifinalist**
- **2015 Preseason All-SEC Second Team (Coaches, Media)**
- **2013 All-SEC Freshman Team (Coaches)**

**JUNIOR SEASON (2015)**

Missed the Western Kentucky game due to injury ... Added another PBU against South Carolina ... Returned a punt 69 yards for a touchdown in the third quarter to break open a tight game against Syracuse ... The 69 yard return was the longest of his career and the second time that he's returned a punt for a TD ... Finished contest with 2 punt returns for 75 yards and added 4 tackles for LSU defense that held Syracuse to 281 total yards ... Recorded six tackles and two PBUs in the opener at Mississippi State ... In his third season as a starter at cornerback for the Tigers ... Made an immediate impact as a true freshman in 2013 where he took over as the starter at cornerback in third week of the season and never relinquished the role ... Served as LSU's primary punt returner in 2014 and again in 2015 ... Has started in 29 of 31 career games ... Riding streak of 30 consecutive starts at cornerback ... For career, has 110 tackles, four interceptions and 16 PBUs.

**WHITE'S CAREER HIGHS**

Total tackles: 8, Arkansas, 2013

PBUs: 2, 3x (Last: at Mississippi State, 2015; First: at Mississippi State, 2013)

INT: 1, 4x (Last: at Florida, 2014; First: at Mississippi State, 2013)

**WHITE'S CAREER DEFENSIVE STATS**

YEAR	G-GS	UT	AT	TT	TFL	SACKS	PBU	QBH	INT	FF	FR
2013	13-11	39	16	55	2.5-3	0	7	0	2-40	1	0
2014	13-13	23	10	33	3.0-4	1.0-2	6	1	2-0	0	0
2015	6-6	16	6	22	1.0-2	0	3	0	0	0	0
<b>Totals</b>	<b>32-30</b>	<b>78</b>	<b>32</b>	<b>110</b>	<b>6.5-9</b>	<b>1.0-2</b>	<b>16</b>	<b>1</b>	<b>4-40</b>	<b>1</b>	<b>0</b>

**WHITE'S CAREER PUNT RETURN STATS**

YEAR	G-GS	ATT.	YDS.	TD	LONG
2013	13-11	0	0	0	0
2014	13-13	24	264	1	67 (TD)
2015	6-6	9	103	1	69 (TD)
<b>Totals</b>	<b>32-30</b>	<b>33</b>	<b>367</b>	<b>2</b>	<b>69</b>

**WHITE IN THE SEC RANKINGS • NOV. 1**

11.4 Punt Return Average Per Game • 6th


**34**
**Darrel Williams**
**Running Back**
**6-0 • 232 • So. • 1L**
**Marrero, La. (John Ehret HS)**

**SOPHOMORE SEASON (2015)**

Scored a 1-yard touchdown while lined up as a fullback against Western Kentucky ... Tied his career high with two rushing touchdowns vs. South Carolina and added 61 yards on 10 carries ... Ran for a career-high 89 yards on 11 carries vs. Eastern Michigan ... Carried it 12 times for 45 yards with a long of 12 in the opener at Mississippi State ... Has also see time as a kickoff returner ... Possesses great size with the ability to run through defenders ... Rushed for 302 yards and three touchdowns as a freshman.

**WILLIAMS' CAREER RUSHING HIGHS**

Attempts: 14 vs. Sam Houston State, 2014

Yards: 89 vs. Eastern Michigan, 2015

Touchdowns: 2, 2x (Last: vs. South Carolina, 2015; First: vs. ULM, 2014)

Long: 40 vs. Eastern Michigan, 2015

**WILLIAMS' RECEIVING CAREER HIGHS**

Receptions: 2, 2x (Last: at Auburn, 2014; First: Mississippi State, 2014)

Yards: 38, Mississippi State, 2014

Long: 21, Mississippi State, 2014

**WILLIAMS' CAREER RUSHING STATS**

YEAR	G-GS	ATT.	YDS.	TD	LONG
2014	12-0	64	302	3	22
2015	7-0	50	265	3	40
<b>Totals</b>	<b>19-0</b>	<b>114</b>	<b>567</b>	<b>6</b>	<b>40</b>

**WILLIAMS CAREER RECEIVING STATS**

YEAR	G-GS	REC.	YDS.	TD	LONG
2014	12-0	6	63	0	25
2015	7-0	1	4	0	4
<b>Totals</b>	<b>19-0</b>	<b>7</b>	<b>67</b>	<b>0</b>	<b>25</b>

**WILLIAMS' CAREER KICKOFF RETURN STATS**

YEAR	G-GS	ATT.	YDS.	TD	LONG
2014	12-0	1	21	0	21
2015	7-0	3	49	0	21
<b>Totals</b>	<b>19-0</b>	<b>4</b>	<b>70</b>	<b>0</b>	<b>21</b>

## TURNOVERS

Opponent	Forced by LSU				Forced By Opponent				
	Fum	Int	Tot	Pts Off	Margin	Fum	Int	Tot	Pts Off
at Mississippi State	0	0	0	0	0	0	0	0	0
Auburn	1	1	2	7	+2	0	0	0	0
at Syracuse	0	1	1	3	+1	0	0	0	0
Eastern Michigan	0	3	3	7	+2	1	0	1	7
South Carolina	0	1	1	3	+1	0	0	0	0
Florida	0	0	0	0	-1	1	0	1	7
Western Kentucky	1	1	2	14	+2	0	0	0	0
at Alabama									
Arkansas									
at Ole Miss									
Texas A&M									
<b>TOTALS</b>	<b>2</b>	<b>7</b>	<b>9</b>	<b>34</b>	<b>+7</b>	<b>2</b>	<b>0</b>	<b>2</b>	<b>14</b>

## LSU BIG PLAYS

Opponent	Rushing				Passing				Special Teams	
	10-19	20-29	30-39	40+	20-29	30-39	40-49	50+	Block	Ret. TD
at Mississippi State	8	2	0	0	2	0	0	0	0	0
Auburn	2	4	1	2	0	0	0	0	0	0
at Syracuse	3	1	1	2	0	0	1	1	0	1
Eastern Michigan	8	2	0	2	2	0	0	0	0	0
South Carolina	5	3	1	1	3	0	0	1	0	0
Florida	9	1	0	0	0	0	0	2	0	0
Western Kentucky	8	0	0	1	2	0	0	3	0	0
at Alabama										
Arkansas										
at Ole Miss										
Texas A&M										
<b>TOTALS</b>	<b>43</b>	<b>13</b>	<b>3</b>	<b>8</b>	<b>9</b>	<b>0</b>	<b>1</b>	<b>7</b>	<b>0</b>	<b>1</b>

## OPPONENT BIG PLAYS

Opponent	Rushing				Passing				Special Teams	
	10-19	20-29	30-39	40+	20-29	30-39	40-49	50+	Block	Ret. TD
at Mississippi State	1	0	0	0	1	1	0	0	0	0
Auburn	3	0	0	1	1	0	0	0	0	0
at Syracuse	4	1	0	0	0	0	1	0	0	0
Eastern Michigan	3	0	0	0	1	2	0	0	0	0
South Carolina	3	0	0	0	1	1	2	0	0	1
Florida	3	0	0	0	0	2	2	0	0	1
Western Kentucky	0	0	1	0	0	1	0	0	0	0
at Alabama										
Arkansas										
at Ole Miss										
Texas A&M										
<b>TOTALS</b>	<b>17</b>	<b>1</b>	<b>1</b>	<b>1</b>	<b>4</b>	<b>7</b>	<b>5</b>	<b>0</b>	<b>0</b>	<b>2</b>

## LSU SCORING DRIVES

OPPONENT	No.	Plays	Yards	Time	For TD	Plays	Yards	Time
at Mississippi State	3	5.7	56.3	2:45	3	5.7	56.3	2:45
Auburn	7	7.3	65.3	3:29	6	6.7	65.3	3:19
at Syracuse	5	6.8	64.2	3:10	3	5.3	79.7	2:41
Eastern Michigan	7	6.1	61.3	2:12	4	4.5	64.3	1:33
South Carolina	7	8.3	72.6	3:35	6	8.0	75.7	3:58
Florida	5	7.6	72.6	3:35	5	7.6	72.6	3:35
Western Kentucky	8	5.5	56.4	2:26	6	4.7	61.5	2:12
at Alabama								
Arkansas								
at Ole Miss								
Texas A&M								
<b>TOTALS</b>	<b>42</b>	<b>6.8</b>	<b>64.2</b>	<b>3:00</b>	<b>33</b>	<b>6.2</b>	<b>68.0</b>	<b>2:56</b>

\*Does not include overtime drives



## FIELD POSITION

Opponent	LSU			
	No. of Drives	Avg. Start	Inside 20	Past 50
at Mississippi State	14	29	3	2
Auburn	12	30	2	1
at Syracuse	11	28	4	2
Eastern Michigan	11	35	1	1
South Carolina	11	31	0	2
Florida	11	28	3	1
Western Kentucky	13	31	4	1
at Alabama				
Arkansas				
at Ole Miss				
Texas A&M				
<b>TOTALS</b>	<b>83</b>	<b>30</b>	<b>17</b>	<b>10</b>

\* - does not include overtime drives

Opponent	Opponents			
	No. of Drives	Avg. Start	Inside 20	Past 50
at Mississippi State	13	25	5	1
Auburn	11	29	2	1
at Syracuse	12	32	1	1
Eastern Michigan	12	35	1	1
South Carolina	9	35	1	0
Florida	12	34	3	1
Western Kentucky	13	28	3	0
at Alabama				
Arkansas				
at Ole Miss				
Texas A&M				
<b>TOTALS</b>	<b>82</b>	<b>31</b>	<b>16</b>	<b>5</b>

\* - does not include overtime drives

## DRIVE STATISTICS

Opponent	LSU						
	No.	3 & Out	Pct.	Score	Pct.	TD	Pct.
at Mississippi State	14	4	28.6	3	21.4	3	21.4
Auburn	12	2	16.7	7	58.3	6	50.0
at Syracuse	11	3	27.3	5	45.5	3	27.3
Eastern Michigan	11	1	9.1	7	63.6	4	33.3
South Carolina	11	0	0.0	7	63.6	6	85.7
Florida	11	4	36.4	5	45.5	5	45.5
Western Kentucky	13	2	15.4	8	61.5	6	46.2
at Alabama							
Arkansas							
at Ole Miss							
Texas A&M							
<b>TOTALS</b>	<b>83</b>	<b>16</b>	<b>19.3</b>	<b>42</b>	<b>50.6</b>	<b>33</b>	<b>39.8</b>

Opponent	Opponents						
	No.	3 & Out	Pct.	Score	Pct.	TD	Pct.
at Mississippi State	13	4	30.8	4	30.8	2	15.4
Auburn	11	3	27.3	3	27.3	3	27.3
at Syracuse	12	5	41.7	4	33.3	3	25.0
Eastern Michigan	12	3	25.0	3	25.0	3	25.0
South Carolina	9	2	22.2	3	33.3	2	22.2
Florida	12	2	16.7	3	25.0	3	25.0
Western Kentucky	13	1	7.69	3	100.0	3	100.0
at Alabama							
Arkansas							
at Ole Miss							
Texas A&M							
<b>TOTALS</b>	<b>82</b>	<b>20</b>	<b>24.4</b>	<b>23</b>	<b>28.0</b>	<b>19</b>	<b>23.2</b>

## IN THE REDZONE

Opponent	LSU					
	Inside 20	TD	Run/ Pass	TD Pct.	FG	Score Pct.
at Mississippi State	2	2	2/0	100.0	0	100.0
Auburn	5	4	3/1	80.0	1	20.0
at Syracuse	5	2	1/1	40.0	2	80.0
Eastern Michigan	5	2	2/0	40.0	2	80.0
South Carolina	6	4	3/1	66.7	1	83.3
Florida	4	4	3/1	100.0	0	100.0
Western Kentucky	4	3	2/1	75.0	1	100.0
at Alabama						
Arkansas						
at Ole Miss						
Texas A&M						
<b>TOTALS</b>	<b>31</b>	<b>21</b>	<b>16/5</b>	<b>67.7</b>	<b>7</b>	<b>90.3</b>

Opponent	Opponents					
	Inside 20	TD	Run/ Pass	TD Pct.	FG	Score Pct.
at Mississippi State	3	2	1/1	66.7	1	100
Auburn	2	2	0/2	100.0	0	100.0
at Syracuse	3	2	0/2	66.7	0	66.7
Eastern Michigan	3	3	2/1	100.0	0	100.0
South Carolina	1	0	0/0	0.0	1	100.0
Florida	3	3	1/2	100.0	0	100.0
Western Kentucky	2	2	0/2	100.0	0	100.0
at Alabama						
Arkansas						
at Ole Miss						
Texas A&M						
<b>TOTALS</b>	<b>17</b>	<b>14</b>	<b>3/8</b>	<b>82.4</b>	<b>2</b>	<b>94.1</b>

## DRIVE SUPERLATIVES

### Longest Drive

No. of Plays	14; (95 yards, 8:31) vs. Eastern Michigan results in End of Half
By No. of Yards	96; (6p, 3:06) vs. Western Kentucky results in TD
By Time of Possession	8:31 (14p, 95 yds) vs. Eastern Michigan results in End of Half

### Shortest Drive

By No. of Plays	1; 4 times (Last: -1 yds, 0:25) vs. WKU; results in End of Half
By No. of Yards	-13; (3p, 2:30) at Syracuse; results in Punt
By Time of Possession	0:12 (1p, 75 yds) vs. Eastern Michigan; results in TD

### Opponents

16 by Syracuse (75 yds, 3:12); results in TD
87 by Mississippi State (14p, 4:18); results in TD
7:24 by Eastern Michigan (12p, 35 yds); results in INT

### Opponents

1; 2 times (Last 3 yds, 0:15) by Florida; results in End of Half
-15 (3p, 2:01) by Mississippi State; results in Punt
0:08 (1p, -2 yds) by Eastern Michigan; results in End of Half

## LSU DRIVE CHARTS

### at Mississippi State

Qtr.	Time	Start	PI-Yds	TOP	Result
1st	12:52	L 24	3-9	2:14	Punt
1st	8:59	M 48	8-48	4:22	TOUCHDOWN
1st	2:36	M 46	2-46	0:38	TOUCHDOWN
2nd	14:46	L 20	6-24	3:00	Punt
2nd	10:15	L 11	7-28	3:56	Punt
2nd	4:22	L 25	3-2	1:37	Punt
2nd	0:38	L 39	1-(-5)	0:38	End of Half
3rd	14:54	L 24	3-7	2:00	Punt
3rd	10:04	L 25	7-75	3:16	TOUCHDOWN
3rd	5:59	L 30	4-20	1:56	Punt
4th	14:41	L 19	3-(-1)	2:05	Punt
4th	10:18	L 15	9-42	4:46	Punt
4th	3:55	L 29	5-17	2:23	Punt
4th	0:00	L 34	0-0	0:00	End of Half

### vs. Auburn

Qtr.	Time	Start	PI-Yds	TOP	Result
1st	15:00	L 25	4-75	1:41	TOUCHDOWN
1st	9:12	L 22	13-78	7:33	TOUCHDOWN
2nd	14:49	L 28	3-8	1:43	Punt
2nd	11:18	L 20	11-65	4:24	FIELD GOAL
2nd	5:02	L 5	6-95	2:52	TOUCHDOWN
2nd	0:28	L 9	1-2	0:28	End of Half
3rd	13:19	L 36	6-64	2:23	TOUCHDOWN
3rd	9:21	L 47	5-13	2:51	Punt
3rd	5:04	A 5	2-5	0:50	TOUCHDOWN
3rd	1:03	L 25	9-75	4:40	TOUCHDOWN
4th	5:47	L 25	3-1	2:18	Punt
4th	1:54	L 20	3-(-5)	1:54	End of Half

### at Syracuse

Qtr.	Time	Start	PI-Yds	TOP	Result
1st	12:03	L 40	7-31	3:44	Punt
1st	7:22	S 00	6-91	3:26	TOUCHDOWN
1st	2:16	L 30	3-(-5)	1:38	Punt
2nd	14:10	L 27	3-(-13)	2:30	Punt
2nd	6:53	L 31	6-25	2:37	Punt
2nd	0:00	L 20	0-0	0:00	End of Half
3rd	15:00	S 04	12-76	5:16	FIELD GOAL
3rd	6:02	S 00	4-75	1:53	TOUCHDOWN
3rd	1:11	L 18	3-5	1:25	Punt
4th	12:00	S 00	6-73	2:46	TOUCHDOWN
4th	7:44	S 20	6-6	2:33	FIELD GOAL
4th	1:52	S 17	4-31	1:52	End of Half

## OPPONENT DRIVE CHARTS

### at Mississippi State

Qtr.	Time	Start	PI-Yds	TOP	Result
1st	15:00	M 25	5-16	2:08	Punt
1st	10:38	M 9	3-6	1:39	Punt
1st	4:37	M 25	3-(-15)	2:01	Punt
1st	1:51	M 23	5-23	2:05	Punt
2nd	11:46	M 19	7-36	1:31	Punt
2nd	6:19	M 28	3-6	1:57	Punt
2nd	2:45	M 37	9-37	2:01	FIELD GOAL
3rd	12:54	L 46	9-40	2:50	FIELD GOAL
3rd	6:42	M 27	3-5	0:43	Punt
3rd	4:03	M 13	14-87	4:18	TOUCHDOWN
4th	12:36	M 36	5-25	2:18	Punt
4th	5:32	M 18	6-82	1:32	TOUCHDOWN
4th	1:32	M 11	11-55	1:32	Missed Field Goal

### vs. Auburn

Qtr.	Time	Start	PI-Yds	TOP	Result
1st	13:19	A 25	8-10	4:07	Punt
1st	1:39	A 25	7-17	1:50	INT
2nd	13:06	A 19	4-25	1:48	Punt
2nd	6:47	A 36	4-9	1:45	Punt
2nd	2:01	A 28	3-4	1:33	Punt
3rd	15:00	A 25	4-75	1:41	TOUCHDOWN
3rd	10:56	A 25	3-(-1)	1:35	Punt
3rd	6:30	A 9	4-(-4)	1:26	Fumble
3rd	4:04	A 41	6-59	3:01	TOUCHDOWN
4th	11:15	A 30	10-70	5:28	TOUCHDOWN
4th	3:29	L 44	3-(-4)	1:35	Punt

### at Syracuse

Qtr.	Time	Start	PI-Yds	TOP	Result
1st	15:00	S 37	3-4	2:57	Punt
1st	8:19	S 47	3-2	0:57	Punt
1st	3:56	S 27	3-(-5)	1:40	Punt
1st	0:38	L 47	4-7	1:28	Downs
2nd	11:40	S 40	9-33	4:42	FIELD GOAL
2nd	4:16	S 26	12-61	4:16	Missed Field Goal
3rd	9:37	S 21	3-(-6)	1:49	Punt
3rd	7:40	S 33	3-67	1:38	TOUCHDOWN
3rd	4:02	S 20	6-34	2:51	Punt
4th	14:46	S 44	7-56	2:40	TOUCHDOWN
4th	9:14	S 18	3-7	1:30	INT
4th	5:05	S 25	16-75	3:12	TOUCHDOWN

## LSU DRIVE CHARTS

### vs. Eastern Michigan

Qtr.	Time	Start	Pl-Yds	TOP	Result
1st	13:22	L 27	8-73	2:42	TOUCHDOWN
1st	8:54	L 34	4-66	1:36	TOUCHDOWN
2nd	14:54	L 29	3-(-11)	1:46	Punt
2nd	10:36	L 25	9-66	3:51	FIELD GOAL
2nd	2:42	L 25	2-0	0:12	Fumble
2nd	2:04	L 24	8-48	1:54	FIELD GOAL
3rd	15:00	L 25	1-75	0:12	TOUCHDOWN
3rd	11:48	L 36	5-3	2:23	Punt
3rd	5:44	L 37	8-58	3:27	FIELD GOAL
3rd	0:52	E 43	5-43	1:43	TOUCHDOWN
4th	12:37	E 0	0-0	0:00	TOUCHDOWN
4th	8:31	L 2	14-95	8:31	End of Half

### vs. South Carolina

Qtr.	Time	Start	Pl-Yds	TOP	Result
1st	11:02	L 25	13-75	5:47	TOUCHDOWN
1st	2:37	S 43	7-7	2:57	Punt
2nd	13:23	L 33	11-67	5:42	TOUCHDOWN
2nd	7:27	L 25	8-33	4:42	Punt
2nd	1:19	L 34	10-54	1:19	FIELD GOAL
3rd	14:52	L 10	2-90	0:51	TOUCHDOWN
3rd	12:40	L 20	10-80	6:11	TOUCHDOWN
3rd	5:02	L 25	6-75	3:07	TOUCHDOWN
3rd	0:28	L 33	6-67	2:13	TOUCHDOWN
4th	8:33	L 3	6-44	4:15	Punt
4th	2:30	S 25	5-14	2:30	End of Half

### vs. Florida

Qtr.	Time	Start	Pl-Yds	TOP	Result
1st	12:19	L 18	0-(-5)	0:00	Fumble
1st	8:08	L 35	4-16	1:57	Punt
2nd	12:23	L 12	11-88	5:09	TOUCHDOWN
2nd	5:00	L 33	9-67	5:12	TOUCHDOWN
2nd	2:24	L 42	2-58	0:51	TOUCHDOWN
2nd	0:15	L 25	5-75	1:19	TOUCHDOWN
3rd	13:11	L 25	3-(-4)	1:49	Punt
3rd	6:26	L 25	3-6	1:35	Punt
3rd	1:04	L 15	3-9	2:00	Punt
4th	10:40	L 25	11-75	5:24	TOUCHDOWN
4th	3:47	L 1	6-20	3:00	Punt
4th	1:33	F 38	3-(-2)	1:53	Punt
4th	0:00	F 49	0-0	0:00	End of Half

### vs. Western Kentucky

Qtr.	Time	Start	Pl-Yds	TOP	Result
1st	14:17	L 30	5-70	2:04	TOUCHDOWN
1st	10:06	L 20	3-6	2:13	Punt
1st	4:53	L 16	8-9	3:25	Punt
1st	0:43	L 8	4-22	2:21	Punt
2nd	10:51	L 43	5-12	2:29	Punt
2nd	4:31	L 4	6-96	3:06	TOUCHDOWN
2nd	0:25	L 16	1-(-1)	0:25	End of Half
3rd	14:48	L 39	10-44	4:22	FIELD GOAL
3rd	8:29	L 36	6-38	1:57	FIELD GOAL
3rd	6:32	W 24	3-24	0:38	TOUCHDOWN
3rd	3:43	L 45	3-55	1:37	TOUCHDOWN
4th	11:45	L 50	6-50	2:59	TOUCHDOWN
4th	4:39	L 26	5-74	2:50	TOUCHDOWN

## OPPONENT DRIVE CHARTS

### vs. Eastern Michigan

Qtr.	Time	Start	Pl-Yds	TOP	Result
1st	15:00	E 29	3-6	1:38	Punt
1st	10:35	E 26	3-0	1:41	Punt
1st	7:18	E 25	12-35	7:24	Interception
2nd	13:08	E 42	3-(-10)	2:32	Punt
2nd	6:36	E 41	8-59	3:48	TOUCHDOWN
2nd	2:30	L 3	2-3	0:20	TOUCHDOWN
2nd	0:08	E 32	1-(-2)	0:08	End of Half
3rd	14:48	E 35	6-29	3:00	Missed Field Goal
3rd	9:25	E 12	5-8	3:41	Punt
3rd	2:10	E 34	4-66	1:18	TOUCHDOWN
4th	14:03	E 24	3-(-1)	1:26	Interception
4th	12:32	E 23	8-51	4:01	Interception

### vs. South Carolina

Qtr.	Time	Start	Pl-Yds	TOP	Result
1st	15:00	S 35	13-62	3:58	FIELD GOAL
1st	5:15	S 25	5-19	2:38	Downs
2nd	14:40	S 20	3-6	1:17	Punt
2nd	7:27	L 0	0-0	0:00	TOUCHDOWN
2nd	2:45	S 20	6-30	1:26	Interception
3rd	13:59	S 33	3-2	1:19	Punt
3rd	6:23	S 40	5-60	1:21	TOUCHDOWN
3rd	1:53	S 39	3-61	1:14	TOUCHDOWN
4th	13:08	S 25	9-24	4:35	Punt
4th	4:18	S 16	4-9	1:48	Downs

### vs. Florida

Qtr.	Time	Start	Pl-Yds	TOP	Result
1st	15:00	F 25	4-18	2:41	Punt
1st	12:19	L 13	4-13	2:06	TOUCHDOWN
1st	8:08	F 10	9-34	5:36	Punt
2nd	12:19	F 15	3-3	2:07	Punt
2nd	4:53	F 24	3-(-7)	1:38	Punt
2nd	2:18	F 20	4-80	0:44	TOUCHDOWN
2nd	0:15	F 25	1-3	0:15	End of Half
3rd	13:11	F 34	10-66	5:10	TOUCHDOWN
3rd	6:26	F 27	6-17	3:22	Punt
3rd	1:04	L 00	0-0	0:00	TOUCHDOWN
4th	10:40	F 25	8-40	3:53	Punt
4th	3:47	F 38	4-0	0:21	Downs
4th	1:33	F 10	7-39	0:00	Downs

### vs. Western Kentucky

Qtr.	Time	Start	Pl-Yds	TOP	Result
1st	15:00	W 22	3-5	0:43	Punt
1st	12:05	W 31	5-0	1:59	Punt
1st	7:53	W 33	9-51	3:00	Downs
1st	1:28	W 35	4-11	0:45	Punt
2nd	13:22	W 38	9-62	2:27	TOUCHDOWN
2nd	8:22	W 6	9-46	3:51	Punt
2nd	1:19	W 20	3-6	0:54	Punt
3rd	10:19	W 34	5-66	1:43	TOUCHDOWN
3rd	6:42	W 24	0-0	0:10	Fumble
3rd	5:49	W 18	7-39	2:06	Interception
3rd	2:06	W 35	10-65	4:02	TOUCHDOWN
4th	13:04	W 46	4-4	1:19	Downs
4th	8:46	W 25	12-49	4:07	Downs
4th	1:45	W 19	4-19	1:45	End of Half

## LSU SUPERLATIVES

### Highs

Points Scored	48 vs. Western Kentucky (10/24)
Total Yards	624 vs. South Carolina (10/10)
Rushing Yards	411 vs. Auburn (9/19)
Rushing Attempts	54 vs. South Carolina (10/10)
Rushing TDs	5 vs. Auburn (9/19)
Passing Yards	286 vs. Western Kentucky (10/24)
Passes Completed	18 vs. South Carolina (10/10)
Passes Attempted	28 vs. South Carolina (10/10)
Passing TDs	3 vs. Western Kentucky (10/24)
Passes Intercepted	3 vs. Eastern Michigan
First Downs	29 vs. South Carolina (10/10)
Penalties	14 at Syracuse (9/26)
Penalty Yards	120 at Syracuse (9/26)
Sacks	5 vs. Auburn (9/19) & vs. Florida (10/17)

### Lows

Points Scored	21 at Mississippi State (9/12)
Total Yards	337 at Mississippi State (9/12)
Rushing Yards	221 vs. Florida (10/17)
Rushing Attempts	41 vs. Florida (10/17)
Rushing TDs	2 at Syracuse (9/26)
Passing Yards	71 at Mississippi State (9/12)
Passes Completed	4 vs. Eastern Michigan (10/03)
Passes Attempted	14 at Mississippi State (9/12)
Passing TDs	0 at Mississippi State (9/12) & vs. Eastern Michigan (10/03)
Passes Intercepted	0 at Mississippi State (9/12) & vs. Florida (10/17)
First Downs	16 at Mississippi State (9/12)
Penalties	3 vs. Florida (10/17)
Penalty Yards	20 vs. Florida (10/17)
Sacks	1 at Cuse (9/26), vs. S.C. (10/10), & vs. WKU (10/24)

### Individual

All-Purpose Yds	251 by Leonard Fournette at Syracuse (9/26)
Rushing Yards	244 by Leonard Fournette at Syracuse (9/26)
Rushing Carries	31 by Leonard Fournette vs. Florida (10/17)
Rushing TDs	3 by Leonard Fournette vs. Auburn (9/19) & E. Mich (10/03)
Longest Rush	87 yards (TD) by Leonard Fournette vs. South Carolina (10/10)
Passing Yards	286 by Brandon Harris vs. Western Kentucky (10/24)
Pass Completions	18 by Brandon Harris vs. South Carolina (10/10)
Passing Attempts	28 by Brandon Harris vs. South Carolina (10/10)
Passes Intercepted	0 by Brandon Harris against multiple teams
Passing TDs	3 by Brandon Harris vs. Western Kentucky (10/24)
Longest Pass	67 yards by Brandon Harris vs. Western Kentucky (10/24)
Receiving Yards	132 by Travin Dural vs. Western Kentucky (10/24)
Receptions	6 by Malachi Dupre vs. South Carolina (10/10)
Receiving TDs	2 by Malachi Dupre vs. Florida (10/17)
Longest Reception	67 yards by Travin Dural vs. Western Kentucky (10/24)
FG's Made	3 by Trent Domingue vs. Eastern Michigan (10/03)
FG's Attempted	3 by Trent Domingue vs. Eastern Michigan (10/03)
Longest FG Made	45 yards by Trent Domingue vs. Eastern Michigan (10/03)
PAT's	6 by Trent Domingue vs. multiple teams
Punts	9 by Jamie Keehn at Mississippi State (9/12)
Punts Average	40.8 by Jamie Keehn vs. Florida (10/17)
Longest Punt	58 by Jamie Keehn at Mississippi State (9/12)
Punt Return Yds	75 by Tre'Davious White at Syracuse (9/26)
Longest Punt Ret.	69 yards by Tre'Davious White at Syracuse (9/26)
KO Return Yards	57 by Donte' Jackson at Syracuse (9/26)
Longest KO Ret.	32 by Derrius Guice vs. Florida (10/17)
Total Tackles	12 by Deion Jones at Mississippi State (9/12)
Tackles for Loss	3.5 by Lewis Neal vs. Florida (10/17)
Sacks	3 by Lewis Neal vs. Florida (10/17)
Interceptions	1 by multiple players against multiple teams
Int. Return Yards	26 by Deion Jones vs. Eastern Michigan (10/03)

## OPPONENT SUPERLATIVES

### Highs

Points Scored	28 by Florida (10/17)
Total Yards	428 by Western Kentucky (10/24)
Rushing Yards	160 by Auburn (9/19)
Rushing Attempts	37 by Auburn (9/19)
Rushing TDs	2 by Eastern Michigan (10/03)
Passing Yards	335 by Mississippi State (9/12)
Passes Completed	37 by Western Kentucky (10/24)
Passes Attempted	61 by Western Kentucky (10/24)
Passing TDs	3 by Syracuse (9/26) & Western Kentucky (10/24)
Passes Intercepted	0 by multiple teams
First Downs	27 by Mississippi State (9/12)
Penalties	7 by Eastern Michigan (10/03) & Western Kentucky (10/24)
Penalty Yards	70 by Eastern Michigan (10/03)
Sacks	2 by Eastern Michigan (10/03)

### Lows

Points Scored	19 by Mississippi State (9/12)
Total Yards	255 by Eastern Michigan (10/03)
Rushing Yards	43 by Mississippi State (9/12)
Rushing Attempts	20 by South Carolina (10/10)
Rushing TDs	0 by Cuse (9/26), S.C. (10/10) & WKU (10/24)
Passing Yards	100 by Auburn (9/19)
Passes Completed	11 by Auburn (9/19)
Passes Attempted	19 by Auburn (9/19)
Passing TDs	1 by Mississippi State (9/12) & Eastern Michigan (10/03)
Passes Intercepted	0 by multiple teams
First Downs	12 by South Carolina (10/10)
Penalties	4 by Auburn (9/19) & Syracuse (9/26)
Penalty Yards	26 by Auburn (9/19)
Sacks	0 by Auburn (9/19) & by Florida (10/17)

### Individual

All-Purpose Yds	261 by Brisly Estime for Syracuse (9/26)
Rushing Yards	66 by Darius Jackson for Eastern Michigan (10/03)
Rushing Carries	19 by Darius Jackson for Eastern Michigan (10/03)
Rushing TDs	1 by multiple players for multiple teams
Longest Rush	65 yards by Jeremy Johnson for Auburn (9/19)
Passing Yards	335 by Dak Prescott for Mississippi State (9/12)
Pass Completions	37 by Brandon Doughty for Western Kentucky (10/24)
Passing Attempts	61 by Brandon Doughty for Western Kentucky (10/24)
Passes Intercepted	3 by Brogan Roback for Eastern Michigan (10/03)
Passing TDs	3 by Zack Mahoney for Syracuse (9/26)
Longest Pass	48 yards by Treon Harris for Florida (10/17)
Receiving Yards	105 yards by Pharoh Cooper for South Carolina (10/10)
Receptions	10 by Taywan Taylor of Western Kentucky (10/24)
Receiving TDs	2 by Jake McGee for Florida (10/17)
Longest Reception	48 by Antonio Callaway for Florida (10/17)
FG's Made	2 by Westin Graves for Mississippi State (9/12)
FG's Attempted	2 by Westin Graves for State (9/12) & Cole Murphy for Cuse (9/26)
Longest FG Made	43 yards by Graves for State (9/12) & Murphy for Cuse (9/26)
PAT's	3 by multiple kickers for multiple teams
Punts	6 by Kevin Phillips for Aub. (9/19) & John Townsend for Fla. (10/17)
Punts Average	50.0 by Kevin Phillips for Auburn (9/19)
Longest Punt	56 by multiple kickers for multiple teams
Punt Return Yds	72 yards by Antonio Callaway for Florida (10/17)
Longest Punt Ret.	72 yards by Antonio Callaway for Florida (10/17)
KO Return Yards	158 by Brisly Estime for Syracuse (9/26)
Longest KO Ret.	96 (TD) by Rashad Fenton for South Carolina (10/10)
Total Tackles	14 by Keanu Neal for Florida (10/17)
Tackles for Loss	3.5 by Bryan Cox for Florida (10/17)
Sacks	1 by multiple players for multiple teams
Interceptions	N/A
Int. Return Yards	N/A



**2015 LSU Football**  
**LSU Game Results (as of Oct 24, 2015)**  
**All games**

Date	Opponent		Score	Overall	Conference	Time	Attend
* Sep 12, 2015	at #25 Mississippi State	W	21-19	1-0	1-0	3:30	62531
* Sep 19, 2015	#18 AUBURN	W	45-21	2-0	2-0	3:13	102321
Sep 26, 2015	at Syracuse	W	34-24	3-0	2-0	3:43	43101
Oct 03, 2015	EASTERN MICHIGAN	W	44-22	4-0	2-0	3:14	102321
* Oct 10, 2015	SOUTH CAROLINA	W	45-24	5-0	3-0	3:16	42058
* Oct 17, 2015	#8 FLORIDA	W	35-28	6-0	4-0	3:34	102321
Oct 24, 2015	WESTERN KENTUCKY	W	48-20	7-0	4-0	3:37	101561

**2015 LSU Football**  
**LSU Overall Team Statistics (as of Oct 24, 2015)**  
**All games**

<b>Team Statistics</b>	<b>LS</b>	<b>OPP</b>
SCORING	272	158
Points Per Game	38.9	22.6
FIRST DOWNS	149	130
Rushing	97	48
Passing	41	73
Penalty	11	9
RUSHING YARDAGE	2164	656
Yards gained rushing	2329	849
Yards lost rushing	165	193
Rushing Attempts	325	202
Average Per Rush	6.7	3.2
Average Per Game	309.1	93.7
TDs Rushing	24	5
PASSING YARDAGE	1098	1555
Comp-Att-Int	75-129-0	147-258-7
Average Per Pass	8.5	6.0
Average Per Catch	14.6	10.6
Average Per Game	156.9	222.1
TDs Passing	9	14
TOTAL OFFENSE	3262	2211
Total Plays	454	460
Average Per Play	7.2	4.8
Average Per Game	466.0	315.9
KICK RETURNS: #-Yards	15-274	33-762
PUNT RETURNS: #-Yards	10-107	6-172
INT RETURNS: #-Yards	7-33	0-0
KICK RETURN AVERAGE	18.3	23.1
PUNT RETURN AVERAGE	10.7	28.7
INT RETURN AVERAGE	4.7	0.0
FUMBLES-LOST	10-2	10-2
PENALTIES-Yards	52-444	38-316
Average Per Game	63.4	45.1
PUNTS-Yards	32-1270	37-1595
Average Per Punt	39.7	43.1
Net punt average	33.1	38.6
KICKOFFS-Yards	50-2954	30-1727
Average Per Kick	59.1	57.6
Net kick average	49.6	37.6
TIME OF POSSESSION/Game	32:18	27:42
3RD-DOWN Conversions	36/81	33/96
3rd-Down Pct	44%	34%
4TH-DOWN Conversions	3/3	9/17
4th-Down Pct	100%	53%
SACKS BY-Yards	18-122	8-67
MISC YARDS	0	0
TOUCHDOWNS SCORED	35	21
FIELD GOALS-ATTEMPTS	9-9	4-7
ON-SIDE KICKS	0-0	1-2
RED-ZONE SCORES	(28-31) 90%	(16-17) 94%
RED-ZONE TOUCHDOWNS	(21-31) 68%	(14-17) 82%
PAT-ATTEMPTS	(35-35) 100%	(18-19) 95%
ATTENDANCE	450582	105632
Games/ Avg Per Game	5/90116	2/52816
Neutral Site Games		0/0

<b>Score by Quarters</b>	<b>1st</b>	<b>2nd</b>	<b>3rd</b>	<b>4th</b>	<b>OT</b>	<b>Total</b>
LSU	63	61	89	59	0	272
Opponents	10	41	66	41	0	158

**2015 LSU Football**  
**LSU Overall Individual Statistics (as of Oct 24, 2015)**  
**All games**

<b>Rushing</b>	<b>gp-gs</b>	<b>att</b>	<b>gain</b>	<b>loss</b>	<b>net</b>	<b>avg</b>	<b>td</b>	<b>lg</b>	<b>avg/g</b>
Leonard Fournette	7-7	176	1404	52	1352	7.7	15	87	193.1
Derrius Guice	7-0	34	319	3	316	9.3	2	47	45.1
Darrel Williams	7-0	50	272	7	265	5.3	3	40	37.9
Brandon Harris	7-7	41	222	86	136	3.3	3	33	19.4
Nick Brossette	6-0	12	65	0	65	5.4	0	10	10.8
Trent Domingue	7-0	1	16	0	16	16.0	1	16	2.3
Donte Jackson	7-0	1	14	0	14	14.0	0	14	2.0
Travin Dural	7-5	3	17	4	13	4.3	0	17	1.9
Team	5-0	7	0	13	-13	-1.9	0	0	-2.6
Total	7	325	2329	165	2164	6.7	24	87	309.1
Opponents	7	202	849	193	656	3.2	5	65	93.7

<b>Passing</b>	<b>gp-gs</b>	<b>effic</b>	<b>comp-att-int</b>	<b>pct</b>	<b>yds</b>	<b>td</b>	<b>lg</b>	<b>avg/g</b>
Brandon Harris	7-7	153.85	75-128-0	58.6	1098	9	67	156.9
Team	5-0	0.00	0-1-0	0.0	0	0	0	0.0
Total	7	152.66	75-129-0	58.1	1098	9	67	156.9
Opponents	7	120.09	147-258-7	57.0	1555	14	48	222.1

<b>Receiving</b>	<b>gp-gs</b>	<b>no.</b>	<b>yds</b>	<b>avg</b>	<b>td</b>	<b>lg</b>	<b>avg/g</b>
Travin Dural	7-5	24	426	17.8	2	67	60.9
Malachi Dupre	7-5	21	397	18.9	5	55	56.7
Leonard Fournette	7-7	7	58	8.3	0	15	8.3
Colin Jeter	7-4	5	40	8.0	1	28	5.7
Tyron Johnson	6-0	4	67	16.8	1	61	11.2
John Diarse	7-2	3	31	10.3	0	12	4.4
Derrius Guice	7-0	3	14	4.7	0	6	2.0
DeSean Smith	7-0	2	34	17.0	0	23	4.9
Trey Quinn	7-2	1	14	14.0	0	14	2.0
Dillon Gordon	4-3	1	8	8.0	0	8	2.0
Bry'Kiethon Mouton	6-2	1	5	5.0	0	5	0.8
Darrel Williams	7-0	1	4	4.0	0	4	0.6
John David Moore	5-4	1	1	1.0	0	1	0.2
Nick Brossette	6-0	1	-1	-1.0	0	0	-0.2
Total	7	75	1098	14.6	9	67	156.9
Opponents	7	147	1555	10.6	14	48	222.1

<b>Punt Returns</b>	<b>no.</b>	<b>yds</b>	<b>avg</b>	<b>td</b>	<b>lg</b>
Tre'Davious White	9	103	11.4	1	69
Donte Jackson	1	4	4.0	0	4
Total	10	107	10.7	1	69
Opponents	6	172	28.7	1	72

<b>Interceptions</b>	<b>no.</b>	<b>yds</b>	<b>avg</b>	<b>td</b>	<b>lg</b>
Jamal Adams	3	7	2.3	0	7
Deion Jones	2	26	13.0	1	26
John Battle	1	0	0.0	0	0
Kevin Toliver II	1	0	0.0	0	0
Total	7	33	4.7	1	26
Opponents	0	0	0.0	0	0

<b>Kick Returns</b>	<b>no.</b>	<b>yds</b>	<b>avg</b>	<b>td</b>	<b>lg</b>
Donte Jackson	8	164	20.5	0	27
Darrel Williams	3	49	16.3	0	21
Foster Moreau	2	27	13.5	0	14
Derrius Guice	1	32	32.0	0	32
Lamar Louis	1	2	2.0	0	2
Total	15	274	18.3	0	32
Opponents	33	762	23.1	1	96

<b>Fumble Returns</b>	<b>no.</b>	<b>yds</b>	<b>avg</b>	<b>td</b>	<b>lg</b>
Total	0	0	0.0	0	0
Opponents	1	14	14.0	0	14

**2015 LSU Football**  
**LSU Overall Individual Statistics (as of Oct 24, 2015)**  
**All games**

Scoring	td	fg	PAT				dxp	saf	pts
			kick	rush	rcv	pass			
Leonard Fournette	15	-	-	-	-	-	-	-	90
Trent Domingue	1	9-9	35-35	-	-	-	-	-	68
Malachi Dupre	5	-	-	-	-	-	-	-	30
Darrel Williams	3	-	-	-	-	-	-	-	18
Brandon Harris	3	-	-	-	-	-	-	-	18
Travin Dural	2	-	-	-	-	-	-	-	12
Derrius Guice	2	-	-	-	-	-	-	-	12
Deion Jones	1	-	-	-	-	-	-	-	6
Tre'Davious White	1	-	-	-	-	-	-	-	6
Colin Jeter	1	-	-	-	-	-	-	-	6
Tyron Johnson	1	-	-	-	-	-	-	-	6
Total	35	9-9	35-35	-	-	-	-	-	272
Opponents	21	4-7	18-19	-	1	1-2	-	-	158

Total Offense	g	plays	rush	pass	total	avg/g
Leonard Fournette	7	176	1352	0	1352	193.1
Brandon Harris	7	169	136	1098	1234	176.3
Derrius Guice	7	34	316	0	316	45.1
Darrel Williams	7	50	265	0	265	37.9
Nick Brossette	6	12	65	0	65	10.8
Trent Domingue	7	1	16	0	16	2.3
Donte Jackson	7	1	14	0	14	2.0
Travin Dural	7	3	13	0	13	1.9
Team	5	8	-13	0	-13	-2.6
Total	7	454	2164	1098	3262	466.0
Opponents	7	460	656	1555	2211	315.9

Field Goals	fg	pct.	01-19	20-29	30-39	40-49	50-99	lg	blk
Trent Domingue	9-9	100.0	0-0	4-4	3-3	2-2	0-0	45	0

FG Sequence	LSU	Opponents
Mississippi State	-	(43),(24),52
Auburn	(32)	-
Syracuse	(21),(37)	(43),31
Eastern Michigan	(26),(45),(22)	53
South Carolina	(29)	(21)
Florida	-	-
Western Kentucky	(34),(43)	-

Punting	no.	yds	avg	lg	tb	fc	i20	50+	blk
Jamie Keehn	32	1270	39.7	58	2	13	12	1	0
Total	32	1270	39.7	58	2	13	12	1	0
Opponents	37	1595	43.1	56	3	11	14	8	0

Kickoffs	no.	yds	avg	tb	ob	retn	net	ydln
Trent Domingue	31	1810	58.4	7	2			
Cameron Gamble	19	1144	60.2	5	1			
Total	50	2954	59.1	12	3	23.1	37.8	27
Opponents	30	1727	57.6	13	1	18.3	37.6	27

Numbers in (parentheses) indicate field goal was made.



**2015 LSU Football**  
**LSU Overall Individual Statistics (as of Oct 24, 2015)**  
**All games**

<u>All Purpose</u>	<u>g</u>	<u>rush</u>	<u>rcv</u>	<u>pr</u>	<u>kr</u>	<u>ir</u>	<u>total</u>	<u>avg/g</u>
Leonard Fournet	7	1352	58	0	0	0	1410	201.4
Travin Dural	7	13	426	0	0	0	439	62.7
Malachi Dupre	7	0	397	0	0	0	397	56.7
Derrius Guice	7	316	14	0	32	0	362	51.7
Darrel Williams	7	265	4	0	49	0	318	45.4
Donte Jackson	7	14	0	4	164	0	182	26.0
Brandon Harris	7	136	0	0	0	0	136	19.4
Tre'Davious Whi	6	0	0	103	0	0	103	17.2
Tyron Johnson	6	0	67	0	0	0	67	11.2
Nick Brossette	6	65	-1	0	0	0	64	10.7
Colin Jeter	7	0	40	0	0	0	40	5.7
DeSean Smith	7	0	34	0	0	0	34	4.9
John Diarse	7	0	31	0	0	0	31	4.4
Foster Moreau	7	0	0	0	27	0	27	3.9
Deion Jones	7	0	0	0	0	26	26	3.7
Trent Domingue	7	16	0	0	0	0	16	2.3
Trey Quinn	7	0	14	0	0	0	14	2.0
Dillon Gordon	4	0	8	0	0	0	8	2.0
Jamal Adams	7	0	0	0	0	7	7	1.0
Bry'Kiethon Mou	6	0	5	0	0	0	5	0.8
Lamar Louis	7	0	0	0	2	0	2	0.3
John David Moo	5	0	1	0	0	0	1	0.2
Team	5	-13	0	0	0	0	-13	-2.6
Total	7	2164	1098	107	274	33	3676	525.1
Opponents	7	656	1555	172	762	0	3145	449.3

**2015 LSU Football**  
**LSU Overall Defensive Statistics (as of Oct 24, 2015)**  
**All games**

##	Defensive Leaders	gp-gs	Tackles				Sacks no-yds	Pass defense			Fumbles		blkd	
			ua	a	tot	tfl/yds		int-yds	brup	qbh	rcv-yds	ff	kick	saf
52	Kendell Beckwith	7-7	30	21	51	5.0-9	.	.	1	1	.	1	.	.
45	Deion Jones	7-6	26	25	51	6.0-27	2.5-23	2-26	1	5	.	.	.	.
33	Jamal Adams	7-7	23	11	34	2.0-3	.	3-7	3	.	.	1	.	.
92	Lewis Neal	7-7	15	17	32	8.0-44	7.0-42	.	4	7	.	1	.	.
13	Dwayne Thomas	7-7	21	9	30	2.0-3	.	.	6	.	.	.	.	.
29	Rickey Jefferson	7-7	17	12	29	1.0-7	1.0-7	.	3	.	.	.	.	.
57	Davon Godchaux	7-7	8	18	26	6.0-22	3.0-17	.	1	2	.	.	.	.
18	Tre'Davious White	6-6	16	6	22	1.0-2	.	.	3	.	.	.	.	.
2	Kevin Toliver II	7-5	18	4	22	2.0-5	.	1-0	1	.	.	.	.	.
49	Arden Key	7-4	9	10	19	2.0-13	1.5-13	.	1	6	.	.	.	.
91	Christian LaCouture	6-6	1	18	19	.	.	.	1	1	.	.	.	.
40	Duke Riley	7-0	9	10	19	0.5-1	.	.	.	.	.	.	.	.
1	Donte Jackson	7-0	10	4	14	.	.	.	.	.	.	.	.	.
58	Sione Teuhema	7-0	7	6	13	2.0-2	.	.	.	1	.	.	.	.
46	Tashawn Bower	5-3	3	9	12	3.0-13	1.0-3	.	.	1	.	.	.	.
11	Lamar Louis	7-2	4	7	11	.	.	.	.	.	.	.	.	.
48	Donnie Alexander	7-1	6	5	11	.	.	.	.	.	.	.	.	.
97	Frank Herron	7-0	4	4	8	1.0-9	1.0-9	.	.	.	1-0	1	.	.
99	Greg Gilmore	7-1	3	4	7	1.5-10	1.0-8	.	.	1	.	.	.	.
23	Corey Thompson	4-0	2	4	6	.	.	.	.	.	.	.	.	.
26	John Battle	7-0	1	3	4	.	.	1-0	1	1	.	.	.	.
24	Ed Paris	7-0	3	.	3	.	.	.	.	.	.	.	.	.
35	Devin Voorhies	7-0	1	2	3	.	.	.	.	.	.	.	.	.
5	Derrius Guice	7-0	2	1	3	.	.	.	.	.	.	.	.	.
34	Darrel Williams	7-0	1	2	3	.	.	.	.	.	.	.	.	.
28	Jalen Mills	2-1	2	.	2	.	.	.	1	.	.	.	.	.
4	Nick Brossette	6-0	1	.	1	.	.	.	.	.	1-0	.	.	.
7	Leonard Fournette	7-7	1	.	1	.	.	.	.	.	.	.	.	.
8	Trey Quinn	7-2	.	1	1	.	.	.	.	.	.	.	.	.
36	Cameron Gamble	4-0	1	.	1	.	.	.	.	.	.	.	.	.
81	Colin Jeter	7-4	1	.	1	.	.	.	.	.	.	.	.	.
22	Ronnie Feist	2-0	.	1	1	.	.	.	.	.	.	.	.	.
Total		7	246	214	460	43-170	18-122	7-33	27	26	2-0	4	.	.
Opponents		7	219	312	531	36-153	8-67	.	12	4	2-14	4	.	.

**2015 LSU Football**  
**LSU Team Game-by-Game (as of Oct 24, 2015)**  
**All games**

**TEAM STATISTICS**

		Rushing				Receiving				Passing				Kick Returns				Punt Returns				tot		
Date	Opponent	no.	yds	td	lg	no.	yds	td	lg	cmp	att	int	yds	td	lg	no.	yds	td	lg	no.	yds	td	lg	off
Sep 12	at Mississippi State	47	266	3	26	9	71	0	23	9-14-0	71	0	23	4	49	0	21	1	2	0	2			337
Sep 19	AUBURN	48	411	5	71	12	74	1	14	12-17-0	74	1	14	0	0	0	0	2	23	0	23			485
Sep 26	at Syracuse	42	268	2	62	8	157	1	51	8-16-0	157	1	51	3	57	0	27	2	75	1	69			425
Oct 03	EASTERN MICHIGAN	50	391	4	75	4	80	0	28	4-14-0	80	0	28	2	48	0	25	1	2	0	0			471
Oct 10	SOUTH CAROLINA	54	396	4	87	18	228	2	62	18-29-0	228	2	62	2	41	0	21	1	-1	0	0			624
Oct 17	FLORIDA	41	221	3	25	13	202	2	52	13-19-0	202	2	52	1	32	0	32	2	2	0	7			423
Oct 24	WESTERN KENTUCKY	43	211	3	47	11	286	3	67	11-20-0	286	3	67	3	47	0	20	1	4	0	4			497
		325	2164	24	87	75	1098	9	67	75-129-0	1098	9	67	15	274	0	32	10	107	1	69			3262
Opponents		202	656	5	65	147	1555	14	48	147-258-7	1555	14	48	33	762	1	96	6	172	1	72			2211

Games played: 7

Avg per rush: 6.7

Avg per catch: 14.6

Pass efficiency: 152.66

Kick ret avg: 18.3

Punt ret avg: 10.7

All purpose avg/game: 525.1

Total offense avg/gm: 466.0

Date	Opponent	Tackles				Sacks no-yds	Fumble		Pass Defense			Blkd kick	PAT Attempts			saf	pts
		ua	a	total	tfl-yds		ff	fr-yds	int-yds	qbh	brup		kick	rush	rcv		
Sep 12	at Mississippi State	35	52	87	5.0-34	3.0-28	0	0-0	0-0	8	8	0	3-3	0	0	0	21
Sep 19	AUBURN	28	42	70	7.0-26	5.0-24	1	1-0	1-0	0	3	0	6-6	0	0	0	45
Sep 26	at Syracuse	48	8	56	4.0-14	1.0-8	1	0-0	1-0	1	2	0	4-4	0	0	0	34
Oct 03	EASTERN MICHIGAN	27	46	73	8.0-20	2.0-11	0	0-0	3-26	2	2	0	5-5	0	0	0	44
Oct 10	SOUTH CAROLINA	28	12	40	4.0-9	1.0-6	0	0-0	1-0	4	3	0	6-6	0	0	0	45
Oct 17	FLORIDA	28	36	64	9.0-45	5.0-35	0	0-0	0-0	6	5	0	5-5	0	0	0	35
Oct 24	WESTERN KENTUCKY	52	18	70	6.0-22	1.0-10	2	1-0	1-7	5	4	0	6-6	0	0	0	48
		246	214	460	43.0-170	18.0-122	4	2-0	7-33	26	27	0	35-35	0	0	0	272
	Opponents	219	312	531	36.0-153	8.0-67	4	2-14	0-0	4	12	0	18-19	0	1	0	158

Date	Opponent	Punting					Field Goals					Kickoffs				
		no.	yds	avg	long	blkd	md-att	long	blkd	no.	yds	avg	tb	ob		
Sep 12	at Mississippi State	9	351	39.0	58	0	0-0	0	0	4	257	64.2	2	0		
Sep 19	AUBURN	3	121	40.3	45	0	1-1	32	0	8	491	61.4	4	0		
Sep 26	at Syracuse	5	188	37.6	49	0	2-2	37	0	7	450	64.3	0	0		
Oct 03	EASTERN MICHIGAN	2	89	44.5	49	0	3-3	45	0	9	521	57.9	1	1		
Oct 10	SOUTH CAROLINA	3	115	38.3	42	0	1-1	29	0	7	345	49.3	1	1		
Oct 17	FLORIDA	6	245	40.8	48	0	0-0	0	0	6	351	58.5	3	0		
Oct 24	WESTERN KENTUCKY	4	161	40.2	41	0	2-2	43	0	9	539	59.9	1	1		
		32	1270	39.7	58	0	9-9	45	0	50	2954	59.1	12	3		
	Opponents	37	1595	43.1	56	0	4-7	43	0	30	1727	57.6	13	1		

**2015 LSU Football**  
**LSU Opponent Game-by-Game (as of Oct 24, 2015)**  
**All games**

**OPPONENT STATISTICS**

Date	Opponent	Rushing				Receiving				Passing				Kick Returns				Punt Returns				tot off
		no.	yds	td	lg	no.	yds	td	lg	cmp-att-int	yds	td	lg	no.	yds	td	lg	no.	yds	td	lg	
Sep 12	at Mississippi State	26	43	1	11	34	335	1	33	34-54-0	335	1	33	2	47	0	26	1	21	0	21	378
Sep 19	AUBURN	37	160	1	65	11	100	2	20	11-19-1	100	2	20	4	106	0	40	1	27	0	27	260
Sep 26	at Syracuse	32	127	0	20	16	154	3	40	16-38-1	154	3	40	7	176	0	37	2	44	0	28	281
Oct 03	EASTERN MICHIGAN	33	94	2	13	17	161	1	33	17-24-3	161	1	33	7	149	0	37	0	0	0	0	255
Oct 10	SOUTH CAROLINA	20	74	0	11	15	209	2	43	15-30-1	209	2	43	3	124	1	96	0	0	0	0	283
Oct 17	FLORIDA	31	55	1	17	17	271	2	48	17-32-0	271	2	48	3	35	0	24	1	72	1	72	326
Oct 24	WESTERN KENTUCKY	23	103	0	35	37	325	3	39	37-61-1	325	3	39	7	125	0	30	1	8	0	8	428
		202	656	5	65	147	1555	14	48	147-258-7	1555	14	48	33	762	1	96	6	172	1	72	2211
LSU		325	2164	24	87	75	1098	9	67	75-129-0	1098	9	67	15	274	0	32	10	107	1	69	3262

Games played: 7

Avg per rush: 3.2

Avg per catch: 10.6

Pass efficiency: 120.09

Kick ret avg: 23.1

Punt ret avg: 28.7

All purpose avg/game: 449.3

Total offense avg/gm: 315.9

Date	Opponent	Tackles				Sacks no-yds	Fumble		Pass Defense			Blkd kick	PAT Attempts			saf	pts
		ua	a	total	tfl-yds		ff	fr-yds	int-yds	qbh	brup		kick	rush	rcv		
Sep 12	at Mississippi State	24	66	90	6.0-17	1.0-5	0	0-0	0-0	1	1	0	1-1	0	0	0	19
Sep 19	AUBURN	20	68	88	1.0-1	0.0-0	0	0-0	0-0	0	1	0	3-3	0	0	0	21
Sep 26	at Syracuse	33	22	55	7.0-39	2.0-21	1	0-0	0-0	0	2	0	3-3	0	0	0	24
Oct 03	EASTERN MICHIGAN	29	48	77	6.0-27	3.0-18	1	1-14	0-0	0	3	0	2-2	0	1	0	22
Oct 10	SOUTH CAROLINA	54	28	82	6.0-23	1.0-12	1	0-0	0-0	2	2	0	3-3	0	0	0	24
Oct 17	FLORIDA	20	60	80	6.0-18	0.0-0	1	1-0	0-0	1	1	0	4-4	0	0	0	28
Oct 24	WESTERN KENTUCKY	39	20	59	4.0-28	1.0-11	0	0-0	0-0	0	2	0	2-3	0	0	0	20
		219	312	531	36.0-153	8.0-67	4	2-14	0-0	4	12	0	18-19	0	1	0	158
LSU		246	214	460	43.0-170	18.0-122	4	2-0	7-33	26	27	0	35-35	0	0	0	272

Date	Opponent	Punting					Field Goals					Kickoffs				
		no.	yds	avg	long	blkd	md-att	long	blkd	no.	yds	avg	tb	ob		
Sep 12	at Mississippi State	8	297	37.1	54	0	2-3	43	0	5	263	52.6	1	0		
Sep 19	AUBURN	6	300	50.0	56	0	0-0	0	0	4	224	56.0	3	0		
Sep 26	at Syracuse	5	228	45.6	56	0	1-2	43	0	4	259	64.8	1	0		
Oct 03	EASTERN MICHIGAN	4	148	37.0	44	0	0-1	0	0	4	212	53.0	1	1		
Oct 10	SOUTH CAROLINA	3	133	44.3	48	0	1-1	21	0	5	318	63.6	3	0		
Oct 17	FLORIDA	6	255	42.5	56	0	0-0	0	0	5	327	65.4	4	0		
Oct 24	WESTERN KENTUCKY	5	234	46.8	49	0	0-0	0	0	3	124	41.3	0	0		
		37	1595	43.1	56	0	4-7	43	0	30	1727	57.6	13	1		
LSU		32	1270	39.7	58	0	9-9	45	0	50	2954	59.1	12	3		



Player Game-by-Game Statistics

PASSING

Brandon Harris	Att	Cmp	Int	Yds	TD	Lng
at #25 Mississippi State	14	9	0	71	0	23
#18 Auburn	17	12	0	74	1	14
at Syracuse	16	8	0	157	1	51
Eastern Michigan	15	4	0	80	0	28
South Carolina	28	18	0	228	2	62
#8 Florida	19	13	0	202	2	52
Western Kentucky	20	11	0	286	3	67
at Alabama						
Arkansas						
at Ole Miss						
Texas A&M						
TOTALS	128	75	0	1098	9	67

RUSHING

Leonard Fournette	Att	Gn	Ls	Net	TD	Lng
at #25 Mississippi State	28	163	4	159	3	26
#18 Auburn	19	228	0	228	3	71
at Syracuse	26	261	17	244	2	62
Eastern Michigan	26	242	9	233	3	75
South Carolina	20	163	5	158	1	87
#8 Florida	31	193	13	180	2	25
Western Kentucky	26	154	4	150	1	18
at Alabama						
Arkansas						
at Ole Miss						
Texas A&M						
TOTALS	176	1404	52	1352	15	87

Derrius Guice	Att	Gn	Ls	Net	TD	Lng
at #25 Mississippi State	-	-	-	-	-	-
#18 Auburn	6	55	0	55	0	29
at Syracuse	4	13	0	13	0	8
Eastern Michigan	3	34	0	34	0	18
South Carolina	16	161	0	161	1	39
#8 Florida	2	5	0	5	0	3
Western Kentucky	3	51	3	48	1	47
at Alabama						
Arkansas						
at Ole Miss						
Texas A&M						
TOTALS	34	319	3	316	2	47

Darrel Williams	Att	Gn	Ls	Net	TD	Lng
at #25 Mississippi State	12	50	5	45	0	12
#18 Auburn	8	41	0	41	0	9
at Syracuse	2	8	0	8	0	7
Eastern Michigan	11	91	2	89	0	40
South Carolina	10	61	0	61	2	27
#8 Florida	2	6	0	6	0	4
Western Kentucky	3	15	0	15	1	6
at Alabama						
Arkansas						
at Ole Miss						
Texas A&M						
TOTALS	50	272	7	265	3	40

Brandon Harris	Att	Gn	Ls	Net	TD	Lng
at #25 Mississippi State	5	53	5	48	0	18
#18 Auburn	8	66	0	66	2	33
at Syracuse	6	24	21	3	0	19
Eastern Michigan	6	35	17	18	1	21
South Carolina	6	26	15	11	0	14
#8 Florida	5	17	3	14	0	7
Western Kentucky	5	1	25	-24	0	1
at Alabama						
Arkansas						
at Ole Miss						
Texas A&M						
TOTALS	41	222	86	136	3	33

Nick Brossette	Att	Gn	Ls	Net	TD	Lng
at #25 Mississippi State	DNP					
#18 Auburn	4	13	0	13	0	4
at Syracuse	1	5	0	5	0	5
Eastern Michigan	3	18	0	18	0	10
South Carolina	1	6	0	6	0	5
#8 Florida	-	-	-	-	-	-
Western Kentucky	3	23	0	23	0	19
at Alabama						
Arkansas						
at Ole Miss						
Texas A&M						
TOTALS	12	65	0	65	0	10

Trent Domingue	Att	Gn	Ls	Net	TD	Lng
at #25 Mississippi State	-	-	-	-	-	-
#18 Auburn	-	-	-	-	-	-
at Syracuse	-	-	-	-	-	-
Eastern Michigan	-	-	-	-	-	-
South Carolina	-	-	-	-	-	-
#8 Florida	1	16	0	16	1	16
Western Kentucky	-	-	-	-	-	-
at Alabama						
Arkansas						
at Ole Miss						
Texas A&M						
TOTALS	1	16	0	16	1	16

Donte Jackson	Att	Gn	Ls	Net	TD	Lng
at #25 Mississippi State	-	-	-	-	-	-
#18 Auburn	1	14	0	14	0	14
at Syracuse	-	-	-	-	-	-
Eastern Michigan	-	-	-	-	-	-
South Carolina	-	-	-	-	-	-
#8 Florida	-	-	-	-	-	-
Western Kentucky	-	-	-	-	-	-
at Alabama						
Arkansas						
at Ole Miss						
Texas A&M						
TOTALS	1	14	0	14	0	14

Travin Dural	Att	Gn	Ls	Net	TD	Lng
at #25 Mississippi State	2	17	3	14	0	17
#18 Auburn	-	-	-	-	-	-
at Syracuse	1	0	1	-1	0	0
Eastern Michigan	-	-	-	-	-	-
South Carolina	-	-	-	-	-	-
#8 Florida	-	-	-	-	-	-
Western Kentucky	-	-	-	-	-	-
at Alabama						
Arkansas						
at Ole Miss						
Texas A&M						
TOTALS	3	17	4	13	0	17

Player Game-by-Game Statistics

RECEIVING				
<b>Travin Dural</b>	<b>Rec</b>	<b>Yds</b>	<b>TD</b>	<b>Lng</b>
at #25 Mississippi State	4	15	0	9
#18 Auburn	4	27	0	11
at Syracuse	1	51	0	51
Eastern Michigan	1	27	0	27
South Carolina	4	109	1	62
#8 Florida	5	65	0	19
Western Kentucky	3	132	1	67
at Alabama				
Arkansas				
at Ole Miss				
Texas A&M				
<b>TOTALS</b>	<b>24</b>	<b>426</b>	<b>2</b>	<b>67</b>
<b>Malachi Dupre</b>	<b>Rec</b>	<b>Yds</b>	<b>TD</b>	<b>Lng</b>
at #25 Mississippi State	2	22	0	20
#18 Auburn	1	8	0	8
at Syracuse	4	73	1	42
Eastern Michigan	1	19	0	19
South Carolina	6	74	1	28
#8 Florida	4	115	2	52
Western Kentucky	3	86	1	55
at Alabama				
Arkansas				
at Ole Miss				
Texas A&M				
<b>TOTALS</b>	<b>21</b>	<b>397</b>	<b>5</b>	<b>55</b>
<b>Leonard Fournette</b>	<b>Rec</b>	<b>Yds</b>	<b>TD</b>	<b>Lng</b>
at #25 Mississippi State	-	-	-	-
#18 Auburn	1	9	0	9
at Syracuse	1	7	0	7
Eastern Michigan	-	-	-	-
South Carolina	3	25	0	15
#8 Florida	1	15	0	15
Western Kentucky	1	2	0	2
at Alabama				
Arkansas				
at Ole Miss				
Texas A&M				
<b>TOTALS</b>	<b>7</b>	<b>58</b>	<b>0</b>	<b>15</b>
<b>Colin Jeter</b>	<b>Rec</b>	<b>Yds</b>	<b>TD</b>	<b>Lng</b>
at #25 Mississippi State	1	2	0	2
#18 Auburn	2	15	1	14
at Syracuse	-	-	-	-
Eastern Michigan	1	28	0	28
South Carolina	-	-	-	-
#8 Florida	1	-5	0	0
Western Kentucky				
at Alabama				
Arkansas				
at Ole Miss				
Texas A&M				
<b>TOTALS</b>	<b>5</b>	<b>40</b>	<b>1</b>	<b>28</b>
<b>Tyron Johnson</b>	<b>Rec</b>	<b>Yds</b>	<b>TD</b>	<b>Lng</b>
at #25 Mississippi State	DNP	-	-	-
#18 Auburn	1	0	0	0
at Syracuse	-	-	-	-
Eastern Michigan	-	-	-	-
South Carolina	2	6	0	6
#8 Florida	-	-	-	-
Western Kentucky	1	61	1	61
at Alabama				
Arkansas				
at Ole Miss				
Texas A&M				
<b>TOTALS</b>	<b>4</b>	<b>67</b>	<b>1</b>	<b>61</b>
<b>John Diarse</b>	<b>Rec</b>	<b>Yds</b>	<b>TD</b>	<b>Lng</b>
at #25 Mississippi State	1	9	0	9
#18 Auburn	1	10	0	10
at Syracuse	1	12	0	12
Eastern Michigan	-	-	-	-
South Carolina	-	-	-	-
#8 Florida	-	-	-	-
Western Kentucky	-	-	-	-
at Alabama				
Arkansas				
at Ole Miss				
Texas A&M				
<b>TOTALS</b>	<b>3</b>	<b>31</b>	<b>0</b>	<b>12</b>

<b>Derrius Guice</b>	<b>Rec</b>	<b>Yds</b>	<b>TD</b>	<b>Lng</b>
at #25 Mississippi State	-	-	-	-
#18 Auburn	1	6	0	6
at Syracuse	-	-	-	-
Eastern Michigan	1	6	0	6
South Carolina	1	2	0	2
#8 Florida	-	-	-	-
Western Kentucky	-	-	-	-
at Alabama				
Arkansas				
at Ole Miss				
Texas A&M				
<b>TOTALS</b>	<b>3</b>	<b>14</b>	<b>0</b>	<b>2</b>
<b>DeSean Smith</b>	<b>Rec</b>	<b>Yds</b>	<b>TD</b>	<b>Lng</b>
at #25 Mississippi State	1	23	0	23
#18 Auburn	-	-	-	-
at Syracuse	-	-	-	-
Eastern Michigan	-	-	-	-
South Carolina	1	11	0	11
#8 Florida	-	-	-	-
Western Kentucky	-	-	-	-
at Alabama				
Arkansas				
at Ole Miss				
Texas A&M				
<b>TOTALS</b>	<b>2</b>	<b>34</b>	<b>0</b>	<b>23</b>
<b>Trey Quinn</b>	<b>Rec</b>	<b>Yds</b>	<b>TD</b>	<b>Lng</b>
at #25 Mississippi State	-	-	-	-
#18 Auburn	-	-	-	-
at Syracuse	1	14	0	14
Eastern Michigan	-	-	-	-
South Carolina	-	-	-	-
#8 Florida	-	-	-	-
Western Kentucky	-	-	-	-
at Alabama				
Arkansas				
at Ole Miss				
Texas A&M				
<b>TOTALS</b>	<b>1</b>	<b>14</b>	<b>0</b>	<b>14</b>
<b>Dillon Gordon</b>	<b>Rec</b>	<b>Yds</b>	<b>TD</b>	<b>Lng</b>
at #25 Mississippi State	-	-	-	-
#18 Auburn	-	-	-	-
at Syracuse	-	-	-	-
Eastern Michigan	DNP	-	-	-
South Carolina	DNP	-	-	-
#8 Florida	1	8	0	8
Western Kentucky	DNP	-	-	-
at Alabama				
Arkansas				
at Ole Miss				
Texas A&M				
<b>TOTALS</b>	<b>1</b>	<b>8</b>	<b>0</b>	<b>8</b>
<b>Nick Brossette</b>	<b>Rec</b>	<b>Yds</b>	<b>TD</b>	<b>Lng</b>
at #25 Mississippi State	DNP	-	-	-
#18 Auburn	1	-1	0	0
at Syracuse	-	-	-	-
Eastern Michigan	-	-	-	-
South Carolina	-	-	-	-
Florida	-	-	-	-
Western Kentucky				
at Alabama				
Arkansas				
at Ole Miss				
Texas A&M				
<b>TOTALS</b>	<b>1</b>	<b>-1</b>	<b>0</b>	<b>0</b>
<b>John David Moore</b>	<b>Rec</b>	<b>Yds</b>	<b>TD</b>	<b>Lng</b>
at #25 Mississippi State	-	-	-	-
#18 Auburn	-	-	-	-
at Syracuse	-	-	-	-
Eastern Michigan	-	-	-	-
South Carolina	1	1	0	1
#8 Florida	DNP	-	-	-
Western Kentucky	DNP	-	-	-
at Alabama				
Arkansas				
at Ole Miss				
Texas A&M				
<b>TOTALS</b>	<b>1</b>	<b>1</b>	<b>0</b>	<b>1</b>

Player Game-by-Game Statistics

<b>Bry'Keithon Mouton</b>	<b>Rec</b>	<b>Yds</b>	<b>TD</b>	<b>Lng</b>
at #25 Mississippi State	-	-	-	-
#18 Auburn	-	-	-	-
at Syracuse	-	-	-	-
Eastern Michigan	-	-	-	-
South Carolina	-	-	-	-
#8 Florida	-	-	-	-
Western Kentucky	1	5	0	5
at Alabama				
Arkansas				
at Ole Miss				
Texas A&M				
<b>TOTALS</b>	<b>1</b>	<b>5</b>	<b>-</b>	<b>5</b>

<b>Darrel Williams</b>	<b>Rec</b>	<b>Yds</b>	<b>TD</b>	<b>Lng</b>
at #25 Mississippi State	-	-	-	-
#18 Auburn	-	-	-	-
at Syracuse	-	-	-	-
Eastern Michigan	-	-	-	-
South Carolina	-	-	-	-
#8 Florida	1	4	0	4
Western Kentucky	-	-	-	-
at Alabama				
Arkansas				
at Ole Miss				
Texas A&M				
<b>TOTALS</b>	<b>1</b>	<b>4</b>	<b>0</b>	<b>4</b>

RETURN YARDAGE

<b>Tre'Davious White</b>	<b>Kickoff Returns</b>			<b>Punt Returns</b>		
	<b>No.</b>	<b>Yds</b>	<b>Lng</b>	<b>No.</b>	<b>Yds</b>	<b>Lng</b>
at #25 Mississippi State	0	0	0	1	2	2
#18 Auburn	0	0	0	2	23	23
at Syracuse	0	0	0	2	75	69
Eastern Michigan	0	0	0	1	2	0
South Carolina	0	0	0	1	-1	0
#8 Florida	0	0	0	2	2	7
Western Kentucky	DNP	-	-	-	-	-
at Alabama						
Arkansas						
at Ole Miss						
Texas A&M						
<b>TOTALS</b>	<b>0</b>	<b>0</b>	<b>0</b>	<b>9</b>	<b>103</b>	<b>69</b>

<b>Darrel Williams</b>	<b>No.</b>	<b>Yds</b>	<b>Lng</b>	<b>No.</b>	<b>Yds</b>	<b>Lng</b>
at #25 Mississippi State	1	8	8	-	-	-
#18 Auburn	-	-	-	-	-	-
at Syracuse	-	-	-	-	-	-
Eastern Michigan	-	-	-	-	-	-
South Carolina	1	21	21	-	-	-
#8 Florida	-	-	-	-	-	-
Western Kentucky	1	20	20	-	-	-
at Alabama						
Arkansas						
at Ole Miss						
Texas A&M						
<b>TOTALS</b>	<b>3</b>	<b>49</b>	<b>21</b>	<b>0</b>	<b>0</b>	<b>0</b>

<b>Foster Moreau</b>	<b>Kickoff Returns</b>			<b>Punt Returns</b>		
	<b>No.</b>	<b>Yds</b>	<b>Lng</b>	<b>No.</b>	<b>Yds</b>	<b>Lng</b>
at #25 Mississippi State	-	-	-	-	-	-
#18 Auburn	-	-	-	-	-	-
at Syracuse	-	-	-	-	-	-
Eastern Michigan	-	-	-	-	-	-
South Carolina	-	-	-	-	-	-
#8 Florida	-	-	-	-	-	-
Western Kentucky	2	27	14	-	-	-
at Alabama						
Arkansas						
at Ole Miss						
Texas A&M						
<b>TOTALS</b>	<b>2</b>	<b>27</b>	<b>14</b>	<b>0</b>	<b>0</b>	<b>0</b>

<b>Lamar Louis</b>	<b>Kickoff Returns</b>			<b>Punt Returns</b>		
	<b>No.</b>	<b>Yds</b>	<b>Lng</b>	<b>No.</b>	<b>Yds</b>	<b>Lng</b>
at #25 Mississippi State	1	2	2	-	-	-
#18 Auburn	-	-	-	-	-	-
at Syracuse	-	-	-	-	-	-
Eastern Michigan	-	-	-	-	-	-
South Carolina	-	-	-	-	-	-
#8 Florida	-	-	-	-	-	-
Western Kentucky	-	-	-	-	-	-
at Alabama						
Arkansas						
at Ole Miss						
Texas A&M						
<b>TOTALS</b>	<b>1</b>	<b>2</b>	<b>2</b>	<b>0</b>	<b>0</b>	<b>0</b>

<b>Donte Jackson</b>	<b>Kickoff Returns</b>			<b>Punt Returns</b>		
	<b>No.</b>	<b>Yds</b>	<b>Lng</b>	<b>No.</b>	<b>Yds</b>	<b>Lng</b>
at #25 Mississippi State	2	39	21	0	0	0
#18 Auburn	-	-	-	-	-	-
at Syracuse	3	57	27	0	0	0
Eastern Michigan	2	48	25	0	0	0
South Carolina	-	-	-	-	-	-
#8 Florida	-	-	-	-	-	-
Western Kentucky	0	0	0	1	4	4
at Alabama						
Arkansas						
at Ole Miss						
Texas A&M						
<b>TOTALS</b>	<b>8</b>	<b>164</b>	<b>27</b>	<b>1</b>	<b>4</b>	<b>4</b>

<b>Derrius Guice</b>	<b>Kickoff Returns</b>			<b>Punt Returns</b>		
	<b>No.</b>	<b>Yds</b>	<b>Lng</b>	<b>No.</b>	<b>Yds</b>	<b>Lng</b>
at #25 Mississippi State	-	-	-	-	-	-
#18 Auburn	-	-	-	-	-	-
at Syracuse	-	-	-	-	-	-
Eastern Michigan	-	-	-	-	-	-
South Carolina	-	-	-	-	-	-
#8 Florida	1	32	32	0	0	0
Western Kentucky	-	-	-	-	-	-
at Alabama						
Arkansas						
at Ole Miss						
Texas A&M						
<b>TOTALS</b>	<b>1</b>	<b>32</b>	<b>32</b>	<b>0</b>	<b>0</b>	<b>0</b>

PUNTING

<b>Jamie Keehn</b>	<b>No.</b>	<b>Yds</b>	<b>Avg</b>	<b>Lng</b>	<b>I-20</b>
at #25 Mississippi State	9	351	39.0	58	5
#28 Auburn	3	121	40.3	45	2
at Syracuse	5	188	37.6	49	0
Eastern Michigan	2	89	44.5	49	1
South Carolina	3	115	38.3	42	1
#8 Florida	6	245	40.8	48	2
Western Kentucky	4	161	40.2	41	1
at Alabama					
Arkansas					
at Ole Miss					
Texas A&M					
<b>TOTALS</b>	<b>32</b>	<b>1270</b>	<b>39.7</b>	<b>58</b>	<b>12</b>

FIELD GOALS

<b>Trent Domingue</b>	<b>Made</b>	<b>Missed</b>
at #25 Mississippi State	-	-
#18 Auburn	32	-
at Syracuse	21, 37	-
Eastern Michigan	22, 26, 45	-
South Carolina	29	-
#8 Florida	-	-
Western Kentucky	34, 43	-
at Alabama		
Arkansas		
at Ole Miss		
Texas A&M		
<b>TOTALS</b>	<b>9/9</b>	

# **PLAYER DEFENSIVE GAME-BY-GAME STATISTICS**

<b>Tackles (UT-AT-TOT)</b>	<b>at MSU</b>	<b>AU</b>	<b>at CUSE</b>	<b>EMU</b>	<b>SC</b>	<b>UF</b>	<b>WKU</b>	<b>at ALA</b>	<b>ARK</b>	<b>at OM</b>	<b>A&amp;M</b>	<b>TOTALS</b>
Kendell Beckwith	5-6-11	2-2-4	4-1-5	4-4-8	4-1-5	4-4-8	7-3-10					30-21-51
Deion Jones	3-9-12	4-4-8	5-0-5	1-3-4	1-1-2	6-4-10	6-4-10					26-25-51
Jamal Adams	2-2-4	2-4-6	4-1-5	1-3-4	2-0-2	2-0-2	10-1-11					23-11-34
Lewis Neal	1-4-5	0-3-3	6-1-7	2-0-2	2-1-3	4-6-10	0-2-2					15-17-32
Dwayne Thomas	2-8-10	1-0-1	2-0-2	2-0-2	4-0-4	5-1-6	5-0-5					21-9-30
Rickey Jefferson	3-4-7	5-1-6	2-0-2	2-6-8	2-0-2	1-1-2	2-0-2					17-12-29
Davon Godchaux	1-4-5	2-2-4	1-2-3	2-4-6	-	0-4-4	2-2-4					8-18-26
Tre'Davious White	5-1-6	2-4-6	4-0-4	1-0-1	3-0-3	1-1-2	DNP					16-6-22
Kevin Toliver II	6-1-7	1-0-1	3-0-3	0-2-2	1-0-1	3-1-4	4-0-4					18-4-22
Arden Key	2-1-3	2-0-2	3-1-4	0-3-3	2-1-3	0-3-3	0-1-1					9-10-19
Christian LaCouture	0-6-6	0-4-4	0-1-1	1-3-4	0-2-2	0-2-2	DNP					1-18-19
Duke Riley	2-1-3	2-3-5	3-0-3	1-6-7	1-0-1	-	-					9-10-19
Donte Jackson	1-0-1	1-1-2	3-1-4	2-1-3	1-0-1	0-1-1	2-0-2					10-4-14
Sione Teuhema	-	-	3-0-3	3-4-7	1-2-3	-	-					7-6-13
Tashawn Bower	1-3-4	1-3-4	-	DNP	DNP	1-2-3	0-1-1					3-9-12
Lamar Louis	0-1-1	1-3-4	-	0-2-2	2-1-3	1-0-1	-					4-7-11
Donnie Alexander	-	0-2-2	1-0-1	2-1-3	1-0-1	0-1-1	2-1-3					6-5-11
Frank Herron	1-0-1	1-1-2	-	-	-	0-3-3	2-0-2					4-4-8
Greg Gilmore	0-1-1	1-0-1	1-0-1	-	0-1-1	0-1-1	1-1-2					3-4-7
Corey Thompson	-	0-3-3	-	-	DNP	DNP	2-1-3					2-4-6
John Battle	-	0-1-1	-	1-1-2	-	-	0-1-1					1-3-4
Ed Paris	-	-	-	1-0-1	-	-	2-0-2					3-0-3
Devin Voorhies	-	-	1-0-1	-	0-1-1	0-1-1	-					1-2-3
Derrius Guice	-	0-1-1	-	-	1-0-1	-	1-0-1					2-1-2
Darrel Williams	-	-	1-0-1	0-2-2	-	-	-					1-2-3
Jalen Mills	DNP	DNP	DNP	DNP	DNP	-	2-0-2					2-0-2
Nick Brossette	DNP	-	-	-	-	-	1-0-1					1-0-1
Leonard Fournette	-	-	-	1-0-1	-	-	-					1-0-1
Trey Quinn	-	-	-	0-1-1	-	-	-					0-1-1
Cameron Gamble	DNP	DNP	DNP	-	-	-	1-0-1					1-0-1
Colin Jeter	-	-	1-0-1	-	-	-	-					1-0-1
Ronnie Feist	DNP	DNP	DNP	-	0-1-1	DNP	-					0-1-1

<b>TFL-Yards</b>	<b>at MSU</b>	<b>AU</b>	<b>at CUSE</b>	<b>EMU</b>	<b>at SC</b>	<b>UF</b>	<b>WKU</b>	<b>at ALA</b>	<b>ARK</b>	<b>at OM</b>	<b>A&amp;M</b>	<b>TOTALS</b>
Lewis Neal	1.0-7	-	-	2.0-11	1.0-6	3.5-18	0.5-2					8.0-44
Deion Jones	1.0-1	0.5-1	-	0.5-0	0.5-1	2.5-14	1.0-10					6.0-27
Davon Godchaux	1.0-12	2.0-5	1.0-2	1.0-2	-	-	1.0-1					6.0-22
Tashawn Bower	1.0-5	0.5-2	-	DNP	DNP	1.5-6	-					3.0-13
Kendell Beckwith	-	-	-	2.0-3	-	1.0-3	2.0-3					3.0-6
Arden Key	-	1.0-9	-	-	0.5-0	0.5-4	-					2.0-13
Kevin Toliver II	-	1.0-1	-	-	-	-	1.0-4					2.0-5
Jamal Adams	-	1.0-1	1.0-2	-	-	-	-					2.0-3
Dwayne Thomas	-	-	1.0-2	-	1.0-1	-	-					2.0-3
Sione Teuhema	-	-	-	1.0-1	1.0-1	-	-					2.0-2
Greg Gilmore	-	-	1.0-8	-	-	-	0.5-2					1.5-10
Frank Herron	-	1.0-9	-	-	-	-	-					1.0-9
Rickey Jefferson	-	1.0-7	-	-	-	-	-					1.0-7
Tre'Davious White	-	-	-	1.0-2	-	-	DNP					1.0-2
Duke Riley	-	-	-	0.5-1	-	-	-					0.5-1

<b>Sacks-Yards</b>	<b>at MSU</b>	<b>AU</b>	<b>at CUSE</b>	<b>EMU</b>	<b>at SC</b>	<b>UF</b>	<b>WKU</b>	<b>at ALA</b>	<b>ARK</b>	<b>at OM</b>	<b>A&amp;M</b>	<b>TOTALS</b>
Lewis Neal	1.0-7	-	-	2.0-11	1.0-6	3.0-18	-					7.0-42
Davon Godchaux	1.0-12	2.0-5	-	-	-	-	-					3.0-17
Deion Jones	-	0.5-1	-	-	-	1.0-12	1.0-10					2.5-23
Arden Key	1.0-9	-	-	-	-	0.5-4	-					1.5-13
Frank Herron	-	1.0-9	-	-	-	-	-					1.0-9
Greg Gilmore	-	-	1.0-8	-	-	-	-					1.0-8
Rickey Jefferson	1.0-7	-	-	-	-	-	-					1.0-7
Tashawn Bower	-	0.5-2	-	DNP	DNP	0.5-1	-					1.0-3



## SPECIAL TEAMS TACKLES

Player	at MSU	AU	at CUSE	EMU	SC	UF	WKU	at ALA	ARK	at OM	A&M	TOTALS
Duke Riley	0-2-2	2-0-2	--	0-3-3	--	--	--					2-5-7
Derrius Guice	--	1-0-1	0-2-2	--	1-0-1	--	1-0-1					3-2-5
Jamal Adams	0-1-1	--	1-0-1	--	--	--	2-0-2					3-1-4
Devin Voorhies	--	--	1-0-1	--	0-1-1	0-2-2	--					1-3-4
Darrel Williams	--	--	0-1-1	0-2-2	0-1-1	--	--					0-4-4
John Battle	--	--	1-0-1	1-1-2	--	--	--					2-1-3
Donte Jackson	1-0-1	--	1-0-1	0-1-1	--	--	--					2-1-3
Deion Jones	--	--	--	--	--	1-0-1	2-0-2					3-0-3
Lamar Louis	0-1-1	0-2-2	--	--	--	--	--					0-3-3
Sione Teuhema	--	--	2-1-3	--	--	--	--					2-1-3
Corey Thompson	--	0-2-2	--	DNP	DNP	DNP	--					0-2-2
Donnie Alexander	--	--	0-1-1	--	--	1-0-1	--					1-1-2
Kendell Beckwith	0-1-1	--	--	--	--	--	--					0-1-1
Nick Brossette	DNP	--	--	--	--	--	1-0-1					1-0-1
Cameron Gamble	DNP	DNP	DNP	--	--	--	1-0-1					1-0-1
Colin Jeter	--	--	1-0-1	--	--	--	--					1-0-1
Trey Quinn	--	--	--	0-1-1	--	--	--					0-1-1
Kevin Toliver II	--	0-1-1	--	--	--	--	--					0-1-1

## OFFENSIVE LINE SNAPS PLAYED

Player	at MSU	AU	at CUSE	EMU	SC	UF	WKU	at ALA	ARK	at OM	A&M	TOTALS
Vadal Alexander	65	66	59	61	80	61	66					458
Ethan Pocic	64	66	59	62	80	61	65					457
Jerald Hawkins	65	66	58	62	75	61	65					452
William Clapp	65	61	58	61	80	61	65					451
Maea Teheuma	39	66	59	62	69	47	52					394
Josh Boutte	26	5	1	7	17	--	--					56
Toby Weathersby	--	--	--	6	8	16	15					45
K.J. Malone	--	--	1	5	10	--	--					16
Andy Dodd	1	--	--	5	5	--	--					11
Garrett Brumfield	--	--	--	5	5	--	--					10

## OFFENSIVE LINE KNOCKDOWNS

Player	at MSU	AU	at CUSE	EMU	SC	UF	WKU	at ALA	ARK	at OM	A&M	TOTALS
Ethan Pocic	16	15	9	6	17	13.5	7					83.5
Vadal Alexander	10	13	9	5	17	13	15					82
William Clapp	6	9.5	5.5	3	8	5.5	4					41.5
Maea Teheuma	3	8	3.5	9	7	5	4					39.5
Jerald Hawkins	6	5	3.5	2	5.5	2	5					29
Toby Weathersby	--	--	--	3	2	3	2					10
Josh Boutte	2	0	0	1	4	--	--					7
Andy Dodd	0	--	--	2	0	--	--					2
K.J. Malone	--	--	0	2	0	--	--					2
Garrett Brumfield	--	--	--	2	0	--	--					2

## OFFENSIVE LINE SACKS ALLOWED

Player	at MSU	AU	at CUSE	EMU	SC	UF	WKU	at ALA	ARK	at OM	A&M	TOTALS
Jerald Hawkins	0	0	0	0	0	0	0					0
William Clapp	0	0	0	0	0	0	0					0
K.J. Malone	--	--	0	0	0	--	--					0
Andy Dodd	0	--	--	0	0	--	--					0
Garrett Brumfield	--	--	--	0	0	--	--					0
Toby Weathersby	--	--	--	0	0	0	0					0
Vadal Alexander	0	0	1	0	0	0	0					1
Josh Boutte	1	0	0	0	0	--	--					1
Ethan Pocic	0	0	0	0	0	0	1					1
Maea Teheuma	0	0	1	1	0	0	0					2

# Game 1

**#14/15 LSU** ..... **21**  
**#25 Mississippi State** **19**

Sept. 12, 2015  
 Davis Wade Stadium  
 Starkville, Miss.  
 62,531

F

## LSU

RUSHING	Att.	Gain	Lost	Net	TD	Long
Leonard Fournette	28	163	4	159	3	26
Brandon Harris	5	53	5	48	0	18
Darrel Williams	12	50	5	45	0	12
Travin Dural	2	17	3	14	0	17

PASSING	Att.	Comp	Int	Yds	TD	Long	Sacks
Brandon Harris	14	9	0	71	0	23	1

RECEIVING	No.	Yds.	TD	Long
Travin Dural	4	15	0	9
Malachi Dupre	2	22	0	20
DeSean Smith	1	23	0	23
John Diarse	1	9	0	9
Colin Jeter	1	2	0	2

PUNTING	No.	Yds.	Avg.	Long	I20
Jamie Keehn	9	351	39.0	58	5

FIELD GOALS	Att.	Made	Long	KICKS
None				

ALL RETURNS	Punts			Kickoffs			Interceptions		
	No.	Yds.	Lg.	No.	Yds.	Lg.	No.	Yds.	Lg.
Tre'Davious White	1	2	2	0	0	0	0	0	0
Lamar Louis	0	0	0	1	2	2	0	0	0
Donte Jackson	0	0	0	2	39	21	0	0	0
Darrel Williams	0	0	0	1	8	8	0	0	0

## Mississippi State

RUSHING	Att.	Gain	Lost	Net	TD	Long
Brandon Holloway	5	37	0	37	0	11
Ashton Shumpert	10	30	0	30	0	6
Aeris Williams	1	0	5	-5	0	0
Dak Prescott	10	9	28	-19	1	3

PASSING	Att.	Comp	Int.	Yds.	TD	Long	Sacks
Dak Prescott	52	34	0	335	1	33	3
TEAM	2	0	0	0	0	0	0

RECEIVING	No.	Yds.	TD	Long
Fred Ross	9	66	0	17
De'Runnya Wilson	8	86	1	20
Gus Walley	7	67	0	18
Fred Brown	3	53	0	33
Ashton Shumpert	3	37	0	17
Brandon Holloway	2	13	0	10
Justin Johnson	1	9	0	9
Dontavian Lee	1	4	0	4

PUNTING	No.	Yds.	Avg.	Long	I20
Devon Bell	4	169	42.2	54	1
Brandon Holloway	4	128	32.0	36	1

FIELD GOALS	Att.	Made	Long	KICKS
Westin Graves	2	2	43	Made: 24, 43
Devon Bell	1	0	0	Missed: 52

ALL RETURNS	Punts			Kickoffs			Interceptions		
	No.	Yds.	Lg.	No.	Yds.	Lg.	No.	Yds.	Lg.
Fred Ross	1	21	21	0	0	0	0	0	0
Brandon Holloway	0	0	0	2	47	26	0	0	0

## LSU Holds Off Late Mississippi State Rally To Win, 21-19, in 2015 Opener

LSU held off a late Mississippi State rally as the Bulldogs' last-second 52-yard field goal attempt sailed wide right allowing the 14th-ranked Tigers to open their 2015 season with a 21-19 win in Starkville. The missed field goal kept LSU's streak of consecutive season-opening wins intact at 13 straight, while the Tigers also beat the Bulldogs in Starkville for the eighth straight time. LSU coach Les Miles is now 10-1 against Mississippi State. Sophomore **Leonard Fournette** got his season off to a quick start, rushing for 159 yards and 3 TDs on a career-best 28 carries. Fournette helped ignite a quick first quarter start for the Tigers with TD runs of 1 and 26 yards as the Tigers built a 14-0 lead after 15 minutes. Fournette added his third TD of the game at the 6:48 mark in the third quarter on an 18-yard run to stretch the Tiger advantage to 21-6. LSU led 14-3 at halftime as the Bulldogs finally got on the scoreboard with a 43-yard field goal with 44 seconds remaining in the second quarter. The Bulldogs, behind the passing of Dak Prescott, started chipping away at the LSU lead in the fourth quarter. Prescott scored on a 1-yard run to cap a 14-play, 87-yard drive that pulled State to within 21-13 with 14:45 left in the game. Meanwhile, LSU's offense had difficulty sustaining any drives during the final quarter as all three fourth quarter possessions ended with a punt, the last one coming with 1:32 left in the game that pinned the Bulldogs at their own 11-yard line. From there, Prescott guided the Bulldogs inside the LSU 35-yard line with three seconds remaining where the attempt at a game-winning field goal for State sailed wide right. For the game, the Tigers racked up 266 rushing yards to go with 71 passing yards. Quarterback **Brandon Harris** completed 9-of-14 passes for 71 yards in just his second start. Harris added 48 rushing yards. The Tiger defense limited MSU to 43 rushing yards and held Prescott to a career-low minus-19 yards on the ground. The Bulldogs finished with 378 total yards. Linebacker **Deion Jones** led LSU with 12 tackles, while **Kendell Beckwith** added 11 and **Dwayne Thomas** 10. LSU had 3 sacks in the contest.

## Scoring

	1	2	3	4	F
LSU	14	0	7	0	- 21
Mississippi State	0	3	3	13	- 19

LSU	4:37	1Q	Fournette 1 yd run (Domingue kick)
LSU	1:58	1Q	Fournette 26 yd run (Domingue Kick)
MSU	00:44	2Q	Graves 43 yd FG
MSU	10:04	3Q	Graves 24 yd FG
LSU	6:48	3Q	Fournette 18 yd run (Domingue kick)
MSU	14:45	4Q	Prescott 1 yd run (Graves Kick)
MSU	4:00	4Q	Wilson 5 yd pass from Prescott (Prescott pass failed)

## Team Stats

	LSU	MSU
FIRST DOWNS	16	27
RUSHING	11	5
PASSING	3	19
PENALTY	2	3
RUSHING ATTEMPTS	47	26
YARDS GAINED RUSHING	283	76
YARDS LOST RUSHING	17	33
NET YARDS RUSHING	266	43
NET YARDS PASSING	71	335
PASSES ATTEMPTED	14	54
PASSES COMPLETED	9	34
HAD INTERCEPTED	0	0
TOTAL OFFENSIVE PLAYS	61	80
TOTAL NET YARDS	337	378
AVERAGE GAIN PER PLAY	5.5	4.7
FUMBLES/LOST	0/0	0/0
PENALTIES/YARDS	9/95	5/45
INTERCEPTIONS/YARDS	0/0	0/0
PUNTS/YARDS	9/351	8/297
AVERAGE PER PUNT	39.0	37.1
PUNT RETURNS/YARDS	1/2	1/21
KICKOFF RETURNS/YARDS	4/49	2/47
POSSESSION TIME	33:12	26:48
THIRD-DOWN CONVERSIONS	4/13	3/15
FOURTH-DOWN CONVERSIONS	0/0	1/1
SACKS BY	3/28	1/5

# Game 2

#18 Auburn

#13 LSU

21

45

F

September 19, 2015  
Tiger Stadium  
Baton Rouge, La.  
102,321

LSU

RUSHING	Att.	Gain	Lost	Net	TD	Long
Leonard Fournette	19	228	0	228	3	71
Brandon Harris	8	66	0	66	2	33
Derrius Guice	6	55	0	55	0	29
Darrel Williams	8	41	0	41	0	9
Donte Jackson	1	14	0	14	0	14
Nick Brossette	4	13	0	13	0	4
TEAM	2	0	6	-6	0	0

PASSING	Att.	Comp	Int	Yds	TD	Long	Sacks
Brandon Harris	17	12	0	74	1	14	0

RECEIVING	No.	Yds.	TD	Long
Travin Dural	4	27	0	11
Colin Jeter	2	15	1	14
John Diarse	1	10	0	10
Leonard Fournette	1	9	0	9
Malachi Dupre	1	8	0	8
Derrius Guice	1	6	0	6
Tyron Johnson	1	0	0	0
Nick Brossette	1	-1	0	-1

PUNTING	No.	Yds.	Avg.	Long	I20
Jamie Keehn	3	121	40.3	45	2

FIELD GOALS	Att.	Made	Long	KICKS
Trent Domingue	1	1	32	Made: 32

Punts			Kickoffs			Interceptions		
No.	Yds.	Lg.	No.	Yds.	Lg.	No.	Yds.	Lg.
ALL RETURNS								
Tre'Davious White	2	23	23	0	0	0	0	0
Jamal Adams	0	0	0	0	0	0	1	0

Auburn

RUSHING	Att.	Gain	Lost	Net	TD	Long
Jeremy Johnson	12	94	53	41	1	65
Roc Thomas	8	37	0	37	0	17
Peyton Barber	7	35	1	34	0	10
Stanton Truitt	2	24	0	24	0	19
Kerryon Johnson	4	15	1	14	0	6
Ricardo Louis	2	6	0	6	0	3
Jovon Robinson	2	4	0	4	0	3

PASSING	Att.	Comp	Int.	Yds.	TD	Long	Sacks
Jeremy Johnson	19	9	1	100	2	20	5

RECEIVING	No.	Yds.	TD	Long
Kerryon Johnson	3	17	0	6
Roc Thomas	2	36	0	20
D'haquille Williams	2	19	1	10
Stanton Truitt	1	13	0	13
Melvin Ray	1	9	1	9
Jason Smith	1	4	0	4
Ricardo Louis	1	2	0	2

PUNTING	No.	Yds.	Avg.	Long	I20
Kevin Phillips	6	300	50.0	56	2

FIELD GOALS	Att.	Made	Long	KICKS
None				

Punts			Kickoffs			Interceptions		
No.	Yds.	Lg.	No.	Yds.	Lg.	No.	Yds.	Lg.
ALL RETURNS								
Marcus Davis	1	27	27	0	0	0	0	0
Kamryn Pettway	0	0	0	1	8	8	0	0
Kerryon Johnson	0	0	0	3	98	40	0	0

## Fournette, Tigers Run Past Auburn, 45-21

**Leonard Fournette** rushed for a career-high 228 yards and three touchdowns in just three quarters of action as 13th-ranked LSU ran past 18th-ranked Auburn, 45-21, in Tiger Stadium. The win was LSU's seventh straight over Auburn in Death Valley as the Tigers improved to 2-0 overall. Fournette and LSU wasted little time in setting the tone for a contest that saw the Tigers dominate the line of scrimmage. On the first play of the game, Fournette raced nearly untouched for 71 yards to setup LSU's first score, a 2-yard run by QB **Brandon Harris** for a 7-0 lead. LSU forced Auburn to punt on its first possession, and the Tigers responded by going 78 yards on 13 plays to take a 14-0 advantage on a 1-yard pass from Harris to tight end **Colin Jeter**. LSU tacked on a field goal and then extended the margin to 24-0 at halftime on a 40-yard highlight-reel TD run by Fournette, who finished the first half with 169 yards and 2 TDs on 15 carries. Auburn scored on its opening possession of the second half to pull to within 24-7, but LSU, behind a dominant offensive line, stretched the lead to 31-7 on a 29-yard run by Fournette. Fournette added a 1-yard TD run late in the third quarter to give the Tigers a 38-7 advantage. Auburn scored a pair of fourth quarter TDs for the final margin of 45-21 in a contest that wasn't as close as the final score indicated. LSU finished with 411 rushing yards and five rushing TDs, while limiting Auburn to just 260 total yards. LSU sacked Auburn's QB Jeremy Johnson five times and held Johnson to just 100 yards passing. DT **Davon Godchaux** led the LSU defense with 2 sacks, while LB **Deion Jones** had 8 tackles and S **Rickey Jefferson** added six tackles and a sack. Harris rushed for 66 yards and a pair of TDs and completed 12 of 17 passes for 74 yards and a score to win his first Tiger Stadium start.

### Scoring

	1	2	3	4	F
Auburn	0	0	14	7	- 21
LSU	14	10	14	7	- 45
LSU	13:19	1Q	Harris 2 yd run (Domingue Kick)		
LSU	1:39	1Q	Jeter 1 yd pass from Harris (Domingue Kick)		
LSU	6:54	2Q	Domingue 32 yd FG		
LSU	2:10	2Q	Fournette 40 yd run		
AU	13:19	3Q	Johnson 65 yd run		
LSU	10:56	3Q	Fournette 29 yd run		
LSU	4:14	3Q	Fournette 1 yd run		
AU	1:03	3Q	Ray 9 yd pass from Johnson (Carlson Kick)		
LSU	11:23	4Q	Harris 1 yd run		
AU	5:47	4Q	Williams 10 yd pass from Johnson (Carlson Kick)		

### Team Stats

	AU	LSU
FIRST DOWNS	16	20
RUSHING	10	14
PASSING	5	5
PENALTY	1	1
RUSHING ATTEMPTS	37	48
YARDS GAINED RUSHING	215	417
YARDS LOST RUSHING	55	6
NET YARDS RUSHING	160	411
NET YARDS PASSING	100	74
PASSES ATTEMPTED	19	17
PASSES COMPLETED	11	12
HAD INTERCEPTED	1	0
TOTAL OFFENSIVE PLAYS	56	65
TOTAL NET YARDS	260	485
AVERAGE GAIN PER PLAY	4.6	7.5
FUMBLES/LOST	2/1	0/0
PENALTIES/YARDS	4/26	5/43
INTERCEPTIONS/YARDS	0/0	1/0
PUNTS/YARDS	6/300	3/121
AVERAGE PER PUNT	50.0	40.3
PUNT RETURNS/YARDS	1/27	2/23
KICKOFF RETURNS/YARDS	4/106	0/0
POSSESSION TIME	26:23	33:37
THIRD-DOWN CONVERSIONS	3/10	6/11
FOURTH-DOWN CONVERSIONS	1/1	0/0
SACKS BY	0/0	5/24

# Game 3

#8 LSU  
Syracuse

34  
24  
F

September 26, 2015  
Carrier Dome  
Syracuse, N.Y.  
43,101

## LSU

### RUSHING

	Att.	Gain	Lost	Net	TD	Long
Leonard Fournette	26	261	17	244	2	62
Derrius Guice	4	13	0	13	0	8
Darrel Williams	2	8	0	8	0	7
Nick Brossette	1	5	0	5	0	5
Brandon Harris	6	24	21	3	0	19
Travin Dural	1	0	1	-1	0	0
TEAM	2	0	4	-4	0	0

### PASSING

	Att.	Comp	Int	Yds	TD	Long	Sacks
Brandon Harris	16	8	0	157	1	51	2

### RECEIVING

	No.	Yds.	TD	Long
Malachi Dupre	4	73	1	42
Travin Dural	1	51	0	51
Trey Quinn	1	14	0	14
John Diarse	1	12	0	12
Leonard Fournette	1	7	0	7

### PUNTING

	No.	Yds.	Avg.	Long	I20
Jamie Keehn	5	188	37.6	49	0

### FIELD GOALS

	Att.	Made	Long	KICKS
Trent Domingue	2	2	37	Made: 21, 37

### ALL RETURNS

Punts			Kickoffs			Interceptions		
No.	Yds.	Lg.	No.	Yds.	Lg.	No.	Yds.	Lg.
Tre'Davious White	2	75	69	0	0	0	0	0
Deion Jones	0	0	0	0	0	1	0	0
Donte Jackson	0	0	0	3	57	27	0	0

## Syracuse

### RUSHING

	Att.	Gain	Lost	Net	TD	Long
Zack Mahoney	6	48	8	40	0	20
George Morris	7	37	2	35	0	12
Jordan Fredericks	7	25	2	23	0	10
Brisly Estime	2	9	0	9	0	8
Devante McFarlane	4	8	0	8	0	4
Dontae Strickland	2	7	0	7	0	5
Riley Dixon	1	5	0	5	0	5
Ben Lewis	2	2	2	0	0	2

### PASSING

	Att.	Comp	Int.	Yds.	TD	Long	Sacks
Zack Mahoney	38	16	1	154	3	40	1

### RECEIVING

	No.	Yds.	TD	Long
Ben Lewis	5	33	1	12
Steve Ishmael	4	34	0	14
Josh Parris	4	32	0	11
Brisly Estime	2	50	1	40
Dontae Strickland	1	5	1	5

### PUNTING

	No.	Yds.	Avg.	Long	I20
Riley Dixon	5	228	45.6	56	3

### FIELD GOALS

	Att.	Made	Long	KICKS
Cole Murphy	2	1	43	Made: 43, Missed: 31

### ALL RETURNS

Punts			Kickoffs			Interceptions		
No.	Yds.	Lg.	No.	Yds.	Lg.	No.	Yds.	Lg.
Brisly Estime	2	44	28	6	158	37	0	0
Dontae Strickland	0	0	0	1	18	18	0	0

## Fournette Has Another Career Outing As LSU Runs Past Syracuse, 34-24

**Leonard Fournette** rushed for a career-high 244 yards and a pair of touchdowns in leading No. 8 ranked LSU to a 34-24 win over Syracuse in what was a rare upstate New York trip for the Tigers. LSU improved to 3-0 overall and extended its non-conference regular-season winning streak to 50 straight games. LSU never trailed in the contest, taking a 7-0 lead late in the first quarter on a 14-yard run by Fournette. Syracuse scored midway through the second quarter on a 43-yard field goal to pull within 7-3. The score remained that way until **Trent Domingue** connected on a 21-yard field goal on LSU's opening possession of the second half to give the Tigers a 10-3 margin. After LSU's defense forced a 3-and-out for the Orange on their first possession of the second half, **Tre'Davious White** returned a punt 69 yards for a touchdowns – the second of his career – to extend the lead to 17-3. The Orange hung around, scoring on a 40-yard TD pass on the ensuing possession, to cut the margin to 17-10. Fournette carried the load on LSU's next possession, covering all 75 yards on four carries, capped with a 62-yard TD run for a 24-10 Tiger lead. A pair of 15-yard defensive penalties on LSU aided Syracuse on its next TD drive as the Orange got within 24-17 early in the fourth quarter. **Brandon Harris** helped setup LSU's final TD with a 51-yard completion to **Travin Dural**. The Tigers scored a play later when Harris found **Malachi Dupre** in the endzone for a TD and a 31-17 LSU lead. The Tigers tacked on a 37-yard field goal to stretch the lead to 34-17 before the Orange closed out the scoring with a 16-play, 75-yard touchdown drive to get to within 34-24. LSU ran out the clock after Fournette broke a 30-yard run to increase his rushing total to 244 yards. For the game, the Tigers racked up 268 rushing yards and 425 total yards (157 passing), while limiting the Orange to 281 total yards (127 rushing, 154 passing). LSU hurt itself with 14 penalties totaling 120 yards, one of which called back what would have been an 87-yard TD run by Fournette in the third quarter. Harris finished 8-of-16 for 157 yards and a TD. Dupre led the Tigers with 4 catches for 73 yards and a TD. DE **Lewis Neal** (7 tackles, 1 FF) and LB **Deion Jones** (5 tackles, 1 Int.) led the Tiger defense.

## Scoring

	1	2	3	4	F
LSU	7	0	17	10	- 34
Syracuse	0	3	7	14	- 24

LSU	3:56	1Q	Fournette 14 yd run (Domingue Kick)
SU	6:58	2Q	Murphy 43 yd FG
LSU	9:44	3Q	Domingue 21 yd FG
LSU	7:48	3Q	White 69 yd punt return (Domingue Kick)
SU	6:02	3Q	Estime 40 yd pass from Mahoney (Murphy Kick)
LSU	4:09	3Q	Fournette 62 yd run (Domingue Kick)
SU	12:06	4Q	Lewis 2 yd pass from Mahoney (Murphy Kick)
LSU	9:14	4Q	Dupre 11 yd pass from Harris (Domingue Kick)
LSU	5:11	4Q	Domingue 37 yd FG
SU	1:53	4Q	Strickland 5 yd pass from Mahoney (Murphy Kick)

## Team Stats

	LSU	SU
FIRST DOWNS	17	20
RUSHING	10	8
PASSING	6	9
PENALTY	1	3
RUSHING ATTEMPTS	42	32
YARDS GAINED RUSHING	311	141
YARDS LOST RUSHING	43	14
NET YARDS RUSHING	268	127
NET YARDS PASSING	157	154
PASSES ATTEMPTED	16	38
PASSES COMPLETED	8	16
HAD INTERCEPTED	0	1
TOTAL OFFENSIVE PLAYS	58	70
TOTAL NET YARDS	425	281
AVERAGE GAIN PER PLAY	7.3	4.0
FUMBLES/LOST	1/0	1/0
PENALTIES/YARDS	14/120	4/36
INTERCEPTIONS/YARDS	1/0	0/0
PUNTS/YARDS	5/188	5/228
AVERAGE PER PUNT	37.6	45.6
PUNT RETURNS/YARDS	2/75	2/44
KICKOFF RETURNS/YARDS	3/57	7/176
POSSESSION TIME	29:52	30:08
THIRD-DOWN CONVERSIONS	3/10	6/17
FOURTH-DOWN CONVERSIONS	0/0	3/4
SACKS BY	1/8	2/21

# Game 4

Eastern Michigan	22
#9 LSU	44
	F

October 3, 2015  
Tiger Stadium  
Baton Rouge, La.  
102,321

## LSU

RUSHING	Att.	Gain	Lost	Net	TD	Long
Leonard Fournette	26	242	9	233	3	75
Darrel Williams	11	91	2	89	0	40
Derrius Guice	3	34	0	34	0	18
Brandon Harris	6	35	17	18	1	21
Nick Brossette	3	18	0	18	0	10
TEAM	1	0	1	-1	0	0

PASSING	Att.	Comp	Int	Yds	TD	Long	Sacks
Brandon Harris	14	4	0	80	0	28	3

RECEIVING	No.	Yds.	TD	Long
Colin Jeter	1	28	0	28
Travin Dural	1	27	0	27
Malachi Dupre	1	19	0	19
Derrius Guice	1	6	0	6

PUNTING	No.	Yds.	Avg.	Long	I20
Jamie Keehn	2	89	44.5	49	1

FIELD GOALS	Att.	Made	Long	KICKS
Trent Domingue	3	3	45	Made: 22, 26, 45

ALL RETURNS	Punts			Kickoffs			Interceptions		
	No.	Yds.	Lg.	No.	Yds.	Lg.	No.	Yds.	Lg.
Tre'Davious White	1	2	0	0	0	0	0	0	0
Jamal Adams	0	0	0	0	0	0	1	0	0
Deion Jones	0	0	0	0	0	0	1	26	26
Kevin Toliver II	0	0	0	0	0	0	1	0	0
Donte Jackson	0	0	0	2	48	25	0	0	0

## Eastern Michigan

RUSHING	Att.	Gain	Lost	Net	TD	Long
Darius Jackson	19	67	1	66	1	12
Shaq Vann	4	32	0	32	1	13
Brogan Roback	8	19	19	0	0	9
Cody Tuttle	1	0	2	-2	0	0
TEAM	1	0	2	-2	0	0

PASSING	Att.	Comp	Int.	Yds.	TD	Long	Sacks
Brogan Roback	24	17	3	161	1	33	2

RECEIVING	No.	Yds.	TD	Long
Sam Browning	6	87	0	30
Cody Tuttle	5	26	0	13
Shaq Vann	3	30	0	33
Dustin Creel	2	10	1	12
Eddie Daugherty	1	8	0	8

PUNTING	No.	Yds.	Avg.	Long	I20
Austin Barnes	4	148	37.0	44	0

FIELD GOALS	Att.	Made	Long	KICKS
Dylan Mulder	1	0	-	Missed: 53

ALL RETURNS	Punts			Kickoffs			Interceptions		
	No.	Yds.	Lg.	No.	Yds.	Lg.	No.	Yds.	Lg.
Shaq Vann	0	0	0	1	23	23	0	0	0
Eddie Daugherty	0	0	0	5	126	37	0	0	0
Luke Maclean	0	0	0	0	0	0	1	13	13
G. Guilbee-Rodriguez	0	0	0	1	0	0	0	0	0

## Fournette, Tigers Run by Eastern Michigan, 44-22

Another 200-yard outing by **Leonard Fournette** powered LSU to its 51st straight non-conference regular season win as the eighth-ranked Tigers, behind 399 rushing yards, beat Eastern Michigan, 44-22, in Tiger Stadium. The win ran LSU's record to 4-0 overall and kept the nation's longest non-conference regular season winning streak intact at 51 straight. Fournette scored on runs of 3, 75, and 11 yards and became the first player in SEC history to have three straight 200-yard rushing games, finishing with 233 yards and three TDs on 26 carries. LSU jumped out to a quick 14-0 first quarter lead on TD runs by Fournette and quarterback **Brandon Harris**. The Tigers extended the advantage to 17-0 on a 26-yard **Trent Domingue** field goal. However, back-to-back TDs by Eastern Michigan in less than a minute got the Eagles to within 17-14 late in the first half. Domingue kicked a 45-yard field goal just before halftime for a 20-14 LSU lead at the break. Fournette took the opening snap of the second half 75 yards for a TD to stretch the lead to 27-14. The score remained that way until Domingue's third field goal gave the Tigers a 30-17 advantage. The pesky Eagles kept hanging around, getting to within a score at 30-22 with 52 seconds left in the third quarter following a TD and two-point conversion. Fournette scored on an 11-yard run a minute later after a failed onside kick attempt gave LSU the ball at the EMU 43-yard line. Leading 37-22 following the Fournette TD, the Tigers put the game out of reach when linebacker **Deion Jones** returned an interception 26 yards for a TD with 12:37 left in the game. For the contest, LSU racked up 479 total yards, while limiting Eastern Michigan to 255 yards (94 rushing, 161 passing). The Tigers also forced three turnovers. LSU did commit its first turnover of the season, but the Tigers extended its streak of consecutive quarters without trailing in a game to 16. LB **Kendell Beckwith** led LSU with 8 tackles and 2.0 tackles for loss, while S **Rickey Jefferson** added 8 tackles. DE **Lewis Neal** had 2 sacks for the Tigers.

## Scoring

	1	2	3	4	F
Eastern Michigan	0	14	8	0	- 22
LSU	14	6	10	14	- 44

LSU	10:40	1Q	Fournette 3 yd run (Domingue Kick)
LSU	7:18	1Q	Harris 21 yd run (Domingue Kick)
LSU	6:45	2Q	Domingue 26 yd FG
EMU	2:48	2Q	Vann 6 yd run (Mulder Kick)
EMU	2:10	2Q	Jackson 1 yd run (Mulder Kick)
LSU	0:10	2Q	Domingue 45 yd FG
LSU	14:48	3Q	Fournette 75 yd run (Domingue Kick)
LSU	2:17	3Q	Domingue 22 yd FG
EMU	0:52	3Q	Creel 12 yd pass from Roback (Roback pass from Daugherty)
LSU	14:09	4Q	Fournette 11 yd run (Domingue Kick)
LSU	12:37	4Q	Jones 26 yd interception return (Domingue Kick)

## Team Stats

	EMU	LSU
FIRST DOWNS	16	28
RUSHING	7	22
PASSING	8	3
PENALTY	1	3
RUSHING ATTEMPTS	33	49
YARDS GAINED RUSHING	118	420
YARDS LOST RUSHING	24	21
NET YARDS RUSHING	94	399
NET YARDS PASSING	161	80
PASSES ATTEMPTED	24	15
PASSES COMPLETED	17	4
HAD INTERCEPTED	3	1
TOTAL OFFENSIVE PLAYS	57	64
TOTAL NET YARDS	255	479
AVERAGE GAIN PER PLAY	4.5	7.5
FUMBLES/LOST	2/0	1/0
PENALTIES/YARDS	7/70	7/51
INTERCEPTIONS/YARDS	1/13	3/26
PUNTS/YARDS	4/148	2/89
AVERAGE PER PUNT	37.0	44.5
PUNT RETURNS/YARDS	0/0	1/2
KICKOFF RETURNS/YARDS	7/149	2/48
POSSESSION TIME	31:31	28:29
THIRD-DOWN CONVERSIONS	5/11	1/6
FOURTH-DOWN CONVERSIONS	0/0	0/0
SACKS BY	2/9	2/11



# Game 5

South Carolina ..... 24  
#7 LSU ..... 45

October 10, 2015  
Tiger Stadium  
Baton Rouge, La.  
42,058

F

## LSU

RUSHING	Att.	Gain	Lost	Net	TD	Long
Derrius Guice	16	161	0	161	1	39
Leonard Fournette	20	163	5	158	1	87
Darrel Williams	10	61	0	61	2	27
Brandon Harris	6	26	15	11	0	14
Nick Brossette	1	6	0	6	0	5
TEAM	1	0	1	-1	0	0

PASSING	Att.	Comp	Int	Yds	TD	Long	Sacks
Brandon Harris	28	18	0	228	2	62	1
TEAM	1	0	0	0	0	0	0

RECEIVING	No.	Yds.	TD	Long
Malachi Dupre	6	74	1	28
Travin Dural	4	109	1	62
Leonard Fournette	3	25	0	15
Tyron Johnson	2	6	0	8
DeSean Smith	1	11	0	11
Derrius Guice	1	2	0	2
John David Moore	1	1	0	1

PUNTING	No.	Yds.	Avg.	Long	I20
Jamie Keehn	3	115	38.3	42	1

FIELD GOALS	Att.	Made	Long	KICKS
Trent Domingue	1	1	29	Made: 29

ALL RETURNS	Punts			Kickoffs			Interceptions		
	No.	Yds.	Lg.	No.	Yds.	Lg.	No.	Yds.	Lg.
Tre'Davious White	1	-1	0	0	0	0	0	0	0
Donte Jackson	0	0	0	1	20	20	0	0	0
John Battle	0	0	0	0	0	0	1	0	0
Darrel Williams	0	0	0	1	21	21	0	0	0

## South Carolina

RUSHING	Att.	Gain	Lost	Net	TD	Long
Shon Carson	6	26	0	26	0	10
David Williams	7	27	2	25	0	11
Perry Orth	4	22	6	16	0	11
Pharoh Cooper	2	7	0	7	0	7
Michael Scarnecchia	1	0	0	0	0	0

PASSING	Att.	Comp	Int.	Yds.	TD	Long	Sacks
Perry Orth	28	14	1	200	2	43	1
Michael Scarnecchia	1	1	0	9	0	9	0
Terry Googer	1	0	0	0	0	0	0

RECEIVING	No.	Yds.	TD	Long
Pharoh Cooper	7	105	1	43
Shamier Jeffery	3	35	0	22
David Williams	2	9	0	5
Jerell Adams	1	36	1	36
Matrick Belton	1	15	0	15
Hayden Hurst	1	9	0	9

PUNTING	No.	Yds.	Avg.	Long	I20
Sean Kelly	3	133	44.3	48	1

FIELD GOALS	Att.	Made	Long	KICKS
Dylan Mulder	1	1	21	Made: 21

ALL RETURNS	Punts			Kickoffs			Interceptions		
	No.	Yds.	Lg.	No.	Yds.	Lg.	No.	Yds.	Lg.
Rashad Fenton	0	0	0	2	118	96	0	0	0
Kevin Crosby	0	0	0	2	6	6	0	0	0

## Tigers Pound Out 624 Yards of Offense in 45-24 Win Over South Carolina

In one of the most unusual "road games" in school history, LSU racked up 624 yards of total offense and cruised to a 45-24 win over South Carolina in Tiger Stadium. The game was originally scheduled for Columbia, S.C., however devastating flooding in that area forced the game to be relocated to Tiger Stadium where it was considered South Carolina's home game. LSU's band played the South Carolina Alma Mater, USC's pre-game music and fight songs were pumped through the Tiger Stadium sound system and all ticket proceeds, minus expenses, were handed over to South Carolina. As for the game itself, LSU dominated from an offensive standpoint with 396 rushing yards and a season-best 228 passing yards. LSU spotted South Carolina a 3-0 lead on its opening possession of the game. However, the Tigers responded with a 4-yard **Darrel Williams** TD to take a 7-3 on their first possession and never trailed again. **Brandon Harris** connected with **Malachi Dupre** on a 10-yard TD pass to give the Tigers a 14-3 midway through the second quarter. That advantage was short-lived as South Carolina returned the ensuing kickoff 96 yards for a TD to pull with 14-10. A **Trent Domingue** field goal as time expired in the first half gave the Tigers a 17-10 advantage at halftime. Just like the week before, **Leonard Fournette** blew open a tight game with a long TD run to open the second half. Fournette scampered 87 yards on the second play of the second half to give the Tigers a 24-10 cushion. The lead swelled to 31-10 on a 62-yard TD pass from Harris to **Travin Dural**. The Gamecocks got to within 14 points twice during the second half at 31-17 and 38-24, but LSU's running game and ability to extend drives allowed the Tigers to melt away the clock in the fourth quarter. For the game, LSU had the ball for 39:53 compared to just 20:03 for the Gamecocks. LSU's defense limited South Carolina to 74 rushing yards and 283 total yards. Fournette had his streak of consecutive 200-yard games snapped at three as he sat out the entire fourth quarter. He still managed to rush for 158 yards and a TD on 20 carries. **Derrius Guice** led the Tigers with 161 rushing yards and a TD, while Harris connected on 18-of-28 passes for 228 yards and a pair of scores.

## Scoring

	1	2	3	4	F
South Carolina	3	7	14	0	- 24
LSU	7	10	21	7	- 45

SC	11:02	1Q	Fry 21 yd FG
LSU	5:15	1Q	Williams 4 yd run (Domingue Kick)
LSU	7:41	2Q	Dupre 10 yd pass from Harris (Domingue Kick)
SC	7:27	2Q	Fenton 96 yd kickoff return (Fry Kick)
LSU	0:00	2Q	Domingue 29 yd FG
LSU	14:01	3Q	Fournette 87 yd run (Domingue Kick)
LSU	6:29	3Q	Dural 62 yd pass from Harris (Domingue Kick)
SC	5:02	3Q	Adams 36 yd pass from Orth (Fry Kick)
LSU	1:55	3Q	Williams 1 yd run (Domingue Kick)
SC	0:39	3Q	Cooper 43 yd pass from Orth (Fry Kick)
LSU	13:15	4Q	Guice 4 yd run (Domingue Kick)

## Team Stats

	SC	LSU
FIRST DOWNS	12	29
RUSHING	6	19
PASSING	6	9
PENALTY	0	1
RUSHING ATTEMPTS	20	54
YARDS GAINED RUSHING	82	417
YARDS LOST RUSHING	8	21
NET YARDS RUSHING	74	396
NET YARDS PASSING	209	228
PASSES ATTEMPTED	30	29
PASSES COMPLETED	15	18
HAD INTERCEPTED	1	0
TOTAL OFFENSIVE PLAYS	50	83
TOTAL NET YARDS	283	624
AVERAGE GAIN PER PLAY	5.7	7.5
FUMBLES/LOST	1/0	2/0
PENALTIES/YARDS	5/32	7/50
INTERCEPTIONS/YARDS	0/0	1/0
PUNTS/YARDS	3/133	3/115
AVERAGE PER PUNT	44.3	38.3
PUNT RETURNS/YARDS	0/0	1/-1
KICKOFF RETURNS/YARDS	4/124	2/41
POSSESSION TIME	20:07	39:53
THIRD-DOWN CONVERSIONS	5/12	9/15
FOURTH-DOWN CONVERSIONS	1/3	2/2
SACKS BY	1/12	1/6

# Game 6

#8 Florida	28
#6 LSU	35
	F

October 17, 2015  
Tiger Stadium  
Baton Rouge, La.  
102,321

## LSU

RUSHING	Att.	Gain	Lost	Net	TD	Long
Leonard Fournette	31	193	13	180	2	25
Trent Domingue	1	16	0	16	0	16
Brandon Harris	5	17	3	14	0	7
Darrel Williams	2	6	0	6	0	4
Derrius Guice	2	5	0	5	0	3

PASSING	Att.	Comp	Int	Yds	TD	Long	Sacks
Brandon Harris	19	13	0	202	2	52	0

RECEIVING	No.	Yds.	TD	Long
Travin Dural	5	65	0	19
Malachi Dupre	4	115	2	52
Leonard Fournette	1	15	0	15
Dillon Gordon	1	8	0	8
Darrel Williams	1	4	0	4
Colin Jeter	1	-5	0	0

PUNTING	No.	Yds.	Avg.	Long	I20
Jamie Keehn	6	245	40.8	48	2

FIELD GOALS	Att.	Made	Long	KICKS
None				

Punts				Kickoffs			Interceptions		
No.	Yds.	Lg.		No.	Yds.	Lg.	No.	Yds.	Lg.
Tre'Davious White	2	2	7	0	0	0	0	0	0
Derrius Guice	0	0	0	1	32	32	0	0	0

## Florida

RUSHING	Att.	Gain	Lost	Net	TD	Long
Kelvin Taylor	15	33	8	25	1	8
Treon Harris	13	55	35	20	0	17
Jordan Scarlett	1	11	0	11	0	11
Brandon Powell	2	0	1	-1	0	0

PASSING	Att.	Comp	Int.	Yds.	TD	Long	Sacks
Treon Harris	32	17	0	271	2	48	5

RECEIVING	No.	Yds.	TD	Long
Jake McGee	5	43	2	19
Brandon Powell	4	42	0	18
Antonio Callway	3	100	0	48
Demarcus Robinson	2	41	0	38
Kelvin Taylor	2	15	0	16
DeAndre Golsby	1	30	0	30

PUNTING	No.	Yds.	Avg.	Long	I20
Johnny Townsend	6	255	42.5	56	4

FIELD GOALS	Att.	Made	Long	KICKS
None				

Punts				Kickoffs			Interceptions		
No.	Yds.	Lg.		No.	Yds.	Lg.	No.	Yds.	Lg.
Antonio Callaway	1	72	72	0	0	0	0	0	0
Brandon Powell	0	0	0	2	27	24	0	0	0
Valdez Showers	0	0	0	1	8	8	0	0	0

## Fake Field Goal and Fournette Help LSU Past Florida, 35-28

A fake field goal that resulted in a touchdown early in the fourth quarter proved to be the difference as No. 5 LSU held off No. 8 Florida, 35-28, in Tiger Stadium. With the win, LSU improved to 6-0 overall and remained atop the SEC standings with a 4-0 league mark. With the game tied at 28-28 with 10:40 left in the contest and the Tigers facing a fourth-and-13 at the Florida 16-yard line, LSU lined up for what would have been a 33-yard field goal. However, holder **Brad Kragthorpe** threw a lateral to kicker **Trent Domingue**, who raced 16-untouched yards into the endzone for the go-ahead touchdown. That play, along with a stingy fourth-quarter LSU defense, was enough for the Tigers to beat a Top 10 team in Tiger Stadium for the eighth time under **Les Miles**. Florida took advantage of a special teams miscue to take a 7-0 lead in the first quarter when the Gators recovered a fumbled punt by **Tre'Davious White** at the LSU 13-yard line. The Gators scored four plays later to become the first team to score a TD on the Tigers in the first quarter this year. LSU exploded for 28 points in the second quarter as the passing of **Brandon Harris** and the running of **Leonard Fournette** sparked the Tiger offense. Fournette scored on a 2-yard run to tie the game at 7-7 at the 12:23 mark in the second quarter. After the LSU defense forced a 3-and-out for Florida, Harris directed the Tigers on a 9-play, 67-yard drive capped with a 9-yard TD pass to **Malachi Dupre** for a 14-7 LSU advantage. LSU scored on its next possession when a Harris-to-Dupre flea-flicker for 52 yards setup a 6-yard TD run for Fournette and a 21-7 Tiger lead. LSU led 28-14 at halftime when Harris connected with Dupre on a 50-yard TD pass. Florida scored on its opening possession of the second half to get to within 28-21, and then the Gators tied the game at 28-28 on a 72-yard punt return for a TD with 1:04 left in the third quarter. The scored remained that way until Domingue's fake field TD. Fournette led the Tigers with 180 yards and 2 TDs, while Harris completed 13-of-19 passes for 202 yards and a pair of scores. **Lewis Neal** led the Tigers on defense with 10 tackles, 3.5 tackles for loss and 3.0 sacks.

## Scoring

	1	2	3	4	F
Florida	7	7	14	0	- 28
LSU	0	28	0	7	- 35

UF	10:13	1Q	McGee 4 yd pass from Harris (Powell Kick)
LSU	12:23	2Q	Fournette 2 yd run (Domingue Kick)
LSU	5:00	2Q	Dupre 9 yd pass from Harris (Domingue Kick)
LSU	2:24	2Q	Fournette 6 yd run (Domingue Kick)
UF	1:34	2Q	McGee 19 yd pass from Harris (Hardin Kick)
LSU	00:15	2Q	Dupre 50 yd pass from Harris (Domingue Kick)
UF	8:01	3Q	Taylor 2 yd run (Hardin Kick)
UF	1:04	3Q	Callaway 72 yd punt return (Hardin Kick)
LSU	10:40	4Q	Domingue 16 yd run (Domingue Kick)

## Team Stats

	UF	LSU
FIRST DOWNS	15	18
RUSHING	5	10
PASSING	10	8
PENALTY	0	0
RUSHING ATTEMPTS	31	41
YARDS GAINED RUSHING	99	237
YARDS LOST RUSHING	44	16
NET YARDS RUSHING	55	221
NET YARDS PASSING	271	202
PASSES ATTEMPTED	32	19
PASSES COMPLETED	17	13
HAD INTERCEPTED	0	0
TOTAL OFFENSIVE PLAYS	63	60
TOTAL NET YARDS	326	423
AVERAGE GAIN PER PLAY	5.2	7.1
FUMBLES/LOST	1/0	3/1
PENALTIES/YARDS	6/45	3/20
INTERCEPTIONS/YARDS	0/0	0/0
PUNTS/YARDS	6/255	6/245
AVERAGE PER PUNT	42.5	40.8
PUNT RETURNS/YARDS	1/72	2/2
KICKOFF RETURNS/YARDS	3/35	1/32
POSSESSION TIME	29:43	30:17
THIRD-DOWN CONVERSIONS	6/16	7/14
FOURTH-DOWN CONVERSIONS	2/4	1/1
SACKS BY	0/0	5/35

# Game 7

Western Kentucky ..... 20  
#5 LSU 48

October 24, 2015  
Tiger Stadium  
Baton Rouge, La.  
101,561

F

## LSU

RUSHING	Att.	Gain	Lost	Net	TD	Long
Leonard Fournette	26	154	4	150	1	18
Derrius Guice	3	51	3	48	1	47
Nick Brossette	3	23	0	23	0	10
Darrel Williams	5	15	0	15	1	6
TEAM	1	0	1	-1	0	0
Brandon Harris	5	1	25	-24	0	1

PASSING	Att.	Comp	Int	Yds	TD	Long	Sacks
Brandon Harris	20	11	0	286	3	67	1

RECEIVING	No.	Yds.	TD	Long
Travin Dural	5	132	1	67
Malachi Dupre	3	86	1	55
Tyron Johnson	1	61	1	61
Bry'Kiethon Mouton	1	5	0	5
Leonard Fournette	1	2	0	2

PUNTING	No.	Yds.	Avg.	Long	I20
Jamie Keehn	4	161	40.2	41	1

FIELD GOALS	Att.	Made	Long	KICKS
Trent Domingue	2	2	43	Made: 34, 43

Punts				Kickoffs				Interceptions		
No.	Yds.	Lg.		No.	Yds.	Lg.		No.	Yds.	Lg.
Donte Jackson	1	4	4	0	0	0	0	0	0	0
Jamal Adams	0	0	0	0	0	0	1	7	7	
Foster Moreau	0	0	0	2	27	14	0	0	0	0
Darrel Williams	0	0	0	1	20	20	0	0	0	0

## Western Kentucky

RUSHING	Att.	Gain	Lost	Net	TD	Long
Anthony Wales	12	54	0	54	0	9
D'Andre Ferby	6	45	5	40	0	35
Darmontre Warr	3	10	0	10	0	6
Anthony Davis	1	9	0	9	0	9
Brandon Doughty	1	0	10	-10	0	0

PASSING	Att.	Comp	Int.	Yds.	TD	Long	Sacks
Brandon Doughty	61	37	1	325	3	39	1

RECEIVING	No.	Yds.	TD	Long
Taywan Taylor	10	103	1	18
Jared Dangerfield	8	75	0	16
Nicholas Norris	7	52	0	13
Antwane Grant	4	66	1	39
Anthony Wales	3	5	1	7
Tim Gorski	2	19	0	14
Nacarius Fant	2	6	0	15
D'Andre Ferby	1	-1	0	0

PUNTING	No.	Yds.	Avg.	Long	I20
Jake Collins	5	234	46.8	49	2

FIELD GOALS	Att.	Made	Long	KICKS
None				

Punts				Kickoffs				Interceptions		
No.	Yds.	Lg.		No.	Yds.	Lg.		No.	Yds.	Lg.
Kylen Towner	1	8	8	7	125	30	0	0	0	0

## Harris Passes LSU Past Western Kentucky, 48-20, On Rainy Homecoming Night In Tiger Stadium

**Brandon Harris** threw for a career-high 286 yards and three TDs to lead LSU past Western Kentucky, 48-20, on a rain-soaked night in Tiger Stadium. The win was the 52nd straight non-conference regular season win for LSU and the 44th consecutive non-SEC victory in Tiger Stadium for the Tigers. LSU improved to 7-0 with the win, while WKU dropped to 6-2. LSU scored on its opening possession when Harris connected with **Malachi Dupre** for a 55-yard TD pass at the 12:13 mark in the first quarter. The score remained that way until WKU tied the game early in the second quarter. LSU took a 14-7 lead at halftime following a 2-yard TD run by **Darrel Williams**. A pair of **Trent Domingue** field goals in the third quarter kept the Tigers up by seven at 20-13 with 6:42 left in the contest. LSU stretched the lead to 27-13 on a 1-yard run by **Leonard Fournette** that was setup by a **Nick Brossette** fumble recovery on kickoff coverage. An interception by **Jamal Adams** helped setup a 61-yard TD pass from Harris to **Tyron Johnson** to give the Tigers a 34-13 lead late in the third quarter. LSU closed out the scoring in the fourth quarter with a 7-yard TD pass from Harris to **Travin Dural** followed by a 47-yard run by **Derrius Guice**. For the game, LSU racked up 497 yards, 211 on the ground and 286 through the air. Harris connected on 11-of-20 passes for 286 yards and 3 TDs, while Fournette had his ninth-straight 100-yard rushing game with 150 yards and 1 TD on 26 carries. Defensively, Adams led LSU with 11 tackles, a forced fumble and an interception, while linebackers **Deion Jones** and **Kendell Beckwith** each had 10 tackles. Jones added a sack for a 10-yard loss for the Tigers.

## Scoring

	1	2	3	4	F
Western Kentucky	0	7	6	7	- 20
LSU	7	7	20	14	- 48

LSU	1Q	12:13	Dupre 55 yd pass from Harris (Domingue Kick)
WKU	2Q	10:55	Wales 7 yd pass from Doughty (Schwettman Kick)
LSU	2Q	1:25	Williams 2 yd run (Domingue Kick)
LSU	3Q	10:26	Domingue 34 yd FG
WKU	3Q	8:36	Grant 39 yd pass from Doughty (Schwettman Kick Failed)
LSU	3Q	6:42	Domingue 43 yd FG
LSU	3Q	5:54	Fournette 1 yd run (Domingue Kick)
LSU	3Q	2:06	Johnson 61 yd pass from Harris (Domingue Kick)
WKU	4Q	13:04	Taylor 9 yd pass from Doughty (Schwettman Kick)
LSU	4Q	8:46	Dural 17 yd pass from Harris (Domingue Kick)
LSU	4Q	1:49	Guice 47 yd run (Domingue Kick)

## Team Stats

	WKU	LSU
FIRST DOWNS	24	21
RUSHING	7	11
PASSING	16	7
PENALTY	1	3
RUSHING ATTEMPTS	23	43
YARDS GAINED RUSHING	118	244
YARDS LOST RUSHING	15	33
NET YARDS RUSHING	103	211
NET YARDS PASSING	325	286
PASSES ATTEMPTED	61	20
PASSES COMPLETED	37	11
HAD INTERCEPTED	1	0
TOTAL OFFENSIVE PLAYS	84	63
TOTAL NET YARDS	428	497
AVERAGE GAIN PER PLAY	5.1	7.9
FUMBLES/LOST	3/1	2/0
PENALTIES/YARDS	7/62	7/65
INTERCEPTIONS/YARDS	0/0	1/7
PUNTS/YARDS	5/234	4/161
AVERAGE PER PUNT	46.0	38.2
PUNT RETURNS/YARDS	1/8	1/4
KICKOFF RETURNS/YARDS	7/125	3/47
POSSESSION TIME	29:11	30:49
THIRD-DOWN CONVERSIONS	5/15	6/12
FOURTH-DOWN CONVERSIONS	1/4	0/0
SACKS BY	1/11	1/10

## 2015 NUMERICAL ROSTER

NO.	NAME	POS.	HT.	WT.	CL.-EXP.	HOMETOWN (HS/PREVIOUS SCHOOL)
1	Donte Jackson	DB	5-11	167	Fr.-HS	Metairie, La. (Riverdale HS)
2	Kevin Toliver II	CB	6-2	196	Fr.-HS	Jacksonville, Fla. (Trinity Christian HS)
2	Trey LaForge	QB	6-3	194	Fr.-HS	New Orleans, La. (Jesuit HS)
3	Tyron Johnson	WR	6-1	189	Fr.-HS	New Orleans, La. (Warren Easton HS)
4	Nick Brossette	RB	6-0	218	Fr.-HS	Baton Rouge, La. (University HS)
5	Derrius Guice	RB	5-11	222	Fr.-HS	Baton Rouge, La. (Catholic HS)
6	Brandon Harris	QB	6-3	206	So.-1L	Bossier City, La. (Parkway HS)
7	Leonard Fournette	RB	6-1	230	So.-1L	New Orleans, La. (St. Augustine HS)
8	Trey Quinn	WR	6-0	197	So.-1L	Lake Charles, La. (Barbe HS)
9	John Diarse	WR	6-1	209	So.-1L	Monroe, La. (Neville HS)
10	Anthony Jennings	QB	6-2	216	Jr.-2L	Marietta, Ga. (Marietta HS)
11	Lamar Louis	LB	5-11	232	Sr.-3L	Breaux Bridge, La. (Breaux Bridge HS)
11	Brandon Bergeron	QB	6-2	200	Jr.-SQ	Lafayette, La. (St. Thomas More HS/Highland CC)
12	Justin McMillan	QB	6-2	193	Fr.-HS	Cedar Hill, Texas (Cedar Hill HS)
12	Micah Dickens	CB	5-9	186	So.-SQ	Dry Prong, La. (Grant HS)
13	Dwayne Thomas	DB	6-0	186	Jr.-2L	New Orleans, La. (O.P. Walker HS)
13	Jake Clise	QB	6-2	209	So.-SQ	Baltimore, Md. (Loyola HS)
14	Trent Domingue	PK/P	6-2	170	Jr.-1L	Mandeville, La. (St. Paul's HS)
14	Caleb Lewis	QB	6-4	211	Fr.-HS	Lakeland, Fla. (Victory Christian Academy)
14	Lionel Williams	S	6-0	201	So.-SQ	Chesterfield, Va. (LC Byrd HS)
15	Malachi Dupre	WR	6-3	190	So.-1L	River Ridge, La. (John Curtis HS)
16	Brad Kragthorpe	QB	6-0	202	Sr.-1L	Tulsa, Okla. (Idaho State)
17	Xavier Lewis	CB	6-0	193	Fr.-HS	LaPlace, La. (East St. John HS)
17	Tiger Scheyd	QB	6-0	179	Fr.-RS	Miramar Beach, Fla. (Fort Walton Beach HS)
18	Tre'Davious White	CB	5-11	191	Jr.-2L	Shreveport, La. (Green Oaks HS)
19	Derrick Dillon	WR	5-11	178	Fr.-HS	Franklinton, La. (Pine HS)
21	Deven Hammond	DB	5-9	181	Fr.-HS	Port Allen, La. (Port Allen HS)
22	Ronnie Feist	FB	6-1	234	Jr.-2L	Edgard, La. (West St. John HS)
22	Miquel James	WR	5-9	165	So.-SQ	Kentwood, La. (Jewell Sumner HS)
23	Corey Thompson	S	6-2	221	Jr.-2L	Missouri City, Texas (Lawrence Elkins HS)
24	Ed Paris	CB	6-1	210	So.-1L	New Orleans, La. (Timberview (Texas) HS)
25	Reshaud Henry	RB	5-8	191	So.-SQ	Ponchatoula, La. (Ponchatoula HS)
25	T.J. Lemoine	DB	5-10	180	Fr.-HS	Monroe, La. (Neville HS)
26	John Battle	S	6-1	194	So.-SQ	Hallandale, Fla. (Hallandale HS)
27	Lanard Fournette	RB	5-10	187	Fr.-HS	New Orleans, La. (St. Augustine HS)
27	Brandon Surtain	DB	5-8	181	Jr.-SQ	Baton Rouge, La. (McKinley)
28	Jalen Mills	S	6-0	196	Sr.-3L	DeSoto, Texas (DeSoto HS)
29	Rickey Jefferson	S	6-0	206	Jr.-2L	St. Rose, La. (Destrehan HS)
30	Michael Ostrom	WR	6-0	180	Fr.-HS	Baton Rouge, La. (St. Michael HS)
31	Josh Growden	P	6-2	197	Fr.-HS	Sydney, Australia (Clare HS)
31	Bennett Schiro	FB	5-11	214	So.-SQ	New Orleans, La. (Jesuit HS)
32	Tony Upchurch	FB	6-1	241	Fr.-RS	Pearland, Texas (Glenda Dawson HS)
32	Leyton Lavigne	DB	5-10	177	Fr.-RS	Ponchatoula, La. (St. Paul's HS)
33	Jamal Adams	S	6-1	211	So.-1L	Lewisville, Texas (Hebron HS)
33	Trey Gallman	FB	6-1	256	Fr.-RS	Prairieville, La. (Dutchtown HS)
34	Darrel Williams	RB	6-0	232	So.-1L	Marrero, La. (John Ehret HS)
35	Devin Voorhies	LB	6-1	216	So.-1L	Woodville, Miss. (Wilkinson County HS)
35	Jack Gonsoulin	PK	5-9	165	Fr.-HS	Baton Rouge, La. (Catholic HS)
36	Cameron Gamble	PK	5-10	197	So.-1L	Flower Mound, Texas (Flower Mound HS)
38	Jamie Keehn	P	6-5	231	Sr.-3L	Queensland, Australia (Rockhampton Grammar)
39	Russell Gage	CB	6-0	182	So.-SQ	Baton Rouge, La. (Redemptorist HS)
39	Lenny Breda	WR	5-9	181	So.-SQ	Lake Charles, La. (St. Louis HS)
40	Duke Riley	LB	6-0	227	Jr.-2L	Buras, La. (John Curtis HS)
41	David Ducre	FB	6-0	238	Fr.-HS	Slidell, La. (Lakeshore HS)
41	Abraham Wallace	DB	6-0	196	Fr.-RS	Baton Rouge, La. (Dunham School)
42	Colby Delahoussaye	PK	5-9	182	Jr.-2L	New Iberia, La. (New Iberia HS)
43	Tommy LeBeau	S	6-0	191	Sr.-2L	Monroe, La. (Ouachita Christian HS)
44	John David Moore	FB	6-4	235	So.-1L	Ruston, La. (Ruston HS)
45	Deion Jones	LB	6-1	227	Sr.-3L	New Orleans, La. (Jesuit HS)
45	Josh Tharp	TE	6-4	246	So.-SQ	Erin, Tenn. (Houston County HS)
46	Tashawn Bower	DE	6-5	240	Jr.-2L	Somerville, N.J. (Immaculata HS)
47	Bry'Kiethon Mouton	FB	6-1	255	Fr.-HS	Lafayette, La. (Acadiana HS)
48	Donnie Alexander	LB	6-1	215	So.-1L	New Orleans, La. (Karr HS)
48	Ronnie Lamarque	FB	6-1	223	Fr.-HS	New Orleans, La. (Newman HS)
49	Arden Key	DE	6-6	231	Fr.-HS	Atlanta, Ga. (Hapeville Charter School)

## ALPHABETICAL ROSTER

NO.	NAME	POS.
58	Jibrail Abdul-Aziz	OL
33	Jamal Adams	S
48	Donnie Alexander	LB
74	Vadal Alexander	OT
59	John Ballis	SNP
26	John Battle	S
52	Kendell Beckwith	LB
11	Brandon Bergeron	QB
76	Josh Boutte	OG
46	Tashawn Bower	DE
39	Lenny Breda	WR
4	Nick Brossette	RB
70	George Brown Jr.	OT
78	Garrett Brumfield	OG
62	Hunter Burns	LB
82	D.J. Chark	WR
64	William Clapp	C
98	Deondre Clark	DE
13	Jake Clise	QB
55	Roshon Cody	OL
42	Colby Delahoussaye	PK
9	John Diarse	WR
12	Micah Dickens	CB
19	Derrick Dillon	WR
72	Andy Dodd	C
14	Trent Domingue	PK/P
67	Jevonte Domond	OT
41	David Ducre	FB
15	Malachi Dupre	WR
83	Travin Dural	WR
22	Ronnie Feist	FB
53	Blake Ferguson	SNP
86	Jazz Ferguson	WR
50	Reid Ferguson	SNP
27	Lanard Fournette	RB
7	Leonard Fournette	RB
39	Russell Gage	CB
33	Trey Gallman	FB
36	Cameron Gamble	PK
99	Greg Gilmore	DT
57	Davon Godchaux	DT
35	Jack Gonsoulin	PK
85	Dillon Gordon	TE
31	Josh Growden	P
5	Derrius Guice	RB
21	Deven Hammond	DB
59	Jordan Harper	DE
6	Brandon Harris	QB
65	Jerald Hawkins	OT
54	Eman Haynes	DE
25	Reshaud Henry	RB
97	Frank Herron	DT
1	Donte Jackson	DB
22	Miquel James	WR
29	Rickey Jefferson	S
10	Anthony Jennings	QB
81	Colin Jeter	TE
96	Mickey Johnson	DT
3	Tyron Johnson	WR
45	Deion Jones	LB
38	Jamie Keehn	P
49	Arden Key	DE
16	Brad Kragthorpe	QB
91	Christian LaCouture	DT
2	Trey LaForge	QB

## 2015 NUMERICAL ROSTER

NO.	NAME	POS.	HT.	WT.	CL.-EXP.	HOMETOWN (HS/PREVIOUS SCHOOL)
50	Reid Ferguson	SNP	6-2	244	Sr.-3L	Buford, Ga. (Buford HS)
50	Christian Pittman	LB	5-11	206	Sr.-SQ	New Orleans, La. (Brother Martin HS)
51	Jonathan Rucker	LB	6-0	236	So.-SQ	Ponchatoula, La. (Ponchatoula HS)
52	Kendell Beckwith	LB	6-2	252	Jr.-2L	Clinton, La. (East Feliciana HS)
53	Blake Ferguson	SNP	6-3	221	Fr.-HS	Buford, Ga. (Buford HS)
53	Grant Leger	LB	6-2	225	Sr.-SQ	Metairie, La. (Jesuit HS)
54	Rory Luke	OL	6-4	284	Fr.-HS	New Orleans, La. (Brother Martin HS)
54	Eman Haynes	DE	6-2	216	Fr.-RS	Covington, La. (Northlake Christian)
55	Roshon Cody	OL	5-10	249	Fr.-RS	Baton Rouge, La. (Tara HS)
57	Davon Godchaux	DT	6-4	293	So.-1L	Plaquemine, La. (Plaquemine HS)
57	Cody Townsend	OL	6-1	288	Jr.-SQ	Marrero, La. (John Ehret HS)
58	Sione Teuhema	DE	6-4	251	So.-1L	Keller, Texas (Keller HS)
58	Jibrail Abdul-Aziz	OL	6-1	281	So.-HS	Baton Rouge, La. (Broadmoor HS)
59	John Ballis	SNP	6-1	215	Jr.-TR	Houston, Texas (Episcopal HS/Kentucky)
59	Jordan Harper	DE	6-3	231	Jr.-SQ	New Orleans, La. (Rummel HS)
60	Marcus Roberts	DL	5-11	282	Jr.-RS	Baton Rouge, La. (McKinley HS)
62	Hunter Burns	LB	6-0	222	So.-SQ	Wilmer, Ala. (Mary Montgomery HS)
62	Justin Mikush	OL	6-4	348	Fr.-RS	Tomball, Texas (Klein Oak HS)
63	K.J. Malone	OG	6-4	298	So.-1L	Ruston, La. (Cedar Creek HS)
64	William Clapp	C	6-5	303	Fr.-RS	New Orleans, La. (Brother Martin HS)
65	Jeral Hawkins	OT	6-6	305	Jr.-2L	Baldwin, La. (West St. Mary HS)
66	Toby Weathersby	OT	6-5	292	Fr.-HS	Houston, Texas (Westfield HS)
67	Jevonte Domond	OT	6-5	298	Jr.-SQ	Glendale, Ariz. (Maricopa HS/Glendale CC)
68	Chidi Okeke	OL	6-6	311	Fr.-HS	Anambra, Nigeria (Faith Baptist Christian (Ga.))
69	Turner Simmers	OL	6-4	274	Fr.-RS	Prairieville, La. (St. Amant HS)
70	George Brown Jr.	OT	6-7	283	Fr.-HS	Cincinnati, Ohio (Winton Woods HS)
72	Andy Dodd	C	6-4	319	So.-1L	Lindale, Ga. (Pepperell HS)
73	Adrian Magee	OG	6-4	324	Fr.-HS	Franklinton, La. (Franklinton HS)
74	Vadal Alexander	OT	6-6	329	Sr.-3L	Buford, Ga. (Buford HS)
75	Maea Teuhema	OG	6-5	327	Fr.-HS	Keller, Texas (Keller HS)
76	Josh Boutte	OG	6-5	342	Jr.-1L	New Iberia, La. (Westgate HS)
77	Ethan Pocic	C/OG	6-7	309	Jr.-2L	Lemont, Ill. (Lemont Township HS)
78	Garrett Brumfield	OG	6-3	294	Fr.-RS	Baton Rouge, La. (University HS)
81	Colin Jeter	TE	6-7	244	Jr.-1L	Longview, Texas (Longview HS/Kilgore College)
82	D.J. Chark	WR	6-3	186	So.-SQ	Alexandria, La. (Alexandria Senior HS)
83	Travin Dural	WR	6-2	203	Jr.-2L	Breaux Bridge, La. (Breaux Bridge HS)
84	Foster Moreau	TE	6-5	261	Fr.-HS	New Orleans, La. (Jesuit HS)
85	Dillon Gordon	TE	6-5	308	Sr.-3L	Edgard, La. (John Curtis HS)
86	Jazz Ferguson	WR	6-5	215	Fr.-HS	St. Francisville, La. (West Feliciana HS)
87	Kevin Spears	WR	6-2	207	So.-SQ	New Orleans, La. (Holy Cross HS)
88	Jacory Washington	TE	6-6	228	Fr.-RS	Westlake, La. (Westlake HS)
89	DeSean Smith	TE	6-5	243	Jr.-2L	Lake Charles, La. (Barbe HS)
90	Rob Snyder	TE	5-11	211	Sr.-RS	Cleveland, Ohio (Shaker Heights HS)
91	Christian LaCouture	DT	6-5	307	Jr.-2L	Lincoln, Neb. (Lincoln Southwest HS)
92	Lewis Neal	DE	6-2	264	Jr.-2L	Wilson, N.C. (James B. Hunt HS)
93	M.J. Patterson	DE	6-3	223	So.-SQ	Winnfield, La. (Winnfield HS)
94	Isaiah Washington	DE	6-4	241	Fr.-HS	New Orleans, La. (Karr HS)
95	Quentin Thomas	DT	6-4	313	Sr.-2L	Breaux Bridge, La. (Breaux Bridge HS)
96	Mickey Johnson	DT	6-1	329	Sr.-SQ	Covington, La. (St. Paul's HS)
97	Frank Herron	DT	6-4	289	So.-SQ	Memphis, Tenn. (Memphis Central HS)
98	Deondre Clark	DE	6-4	253	So.-1L	Oklahoma City, Okla. (Douglass HS)
99	Greg Gilmore	DT	6-4	313	So.-SQ	Hope Mills, N.C. (South View HS)

## COACHING STAFF

NAME	POSITION	YEAR AT LSU
Les Miles	Head Coach	11th
Cam Cameron	Offensive Coordinator/QBs	3rd
Kevin Steele	Defensive Coordinator	1st
Corey Raymond	Defensive Backs	4th
Steve Enslinger	Tight Ends	6th
Ed Orgeron	Defensive Line	1st
Tony Ball	Wide Receivers	1st
Jeff Grimes	Offensive Line	2nd
Bradley Dale Peveto	Special Teams	6th
Frank Wilson	Running Backs/Recruiting Coord.	6th

## PRONUNCIATION GUIDE

NO.	NAME	PRONUNCIATION
74	Vadal Alexander	vuh-Dall
4	Nick Brossette	bro-Sett
76	Josh Boutte	Boo-tay
46	Tashawn Bower	tuh-Shawn
42	Colby Delahoussaye	Dell-uh-hoo-see
9	John Diarse	Dee-arse
21	Trent Domingue	Doe-mang
41	David Ducre	Doo-cree
15	Malachi Dupre	Mal-uh-kye Doo-pree
83	Travin Dural	Tray-vin
27	Lanard Fournette	luh-Nard
22	Ronnie Feist	Feast

## ALPHABETICAL ROSTER

NO.	NAME	POS.
48	Ronnie Lamarque	FB
32	Leyton Lavigne	DB
43	Tommy LeBeau	S
53	Grant Leger	LB
25	T.J. Lemoine	DB
14	Caleb Lewis	QB
17	Xavier Lewis	CB
11	Lamar Louis	LB
54	Rory Luke	OL
73	Adrian Magee	OG
63	K.J. Malone	OG
12	Justin McMillan	QB
62	Justin Mikush	OL
28	Jalen Mills	S
44	John David Moore	FB
84	Foster Moreau	TE
47	Bry'Kiethon Mouton	FB
92	Lewis Neal	DE
68	Chidi Okeke	OL
30	Michael Ostrom	WR
24	Ed Paris	CB
93	M.J. Patterson	DE
50	Christian Pittman	LB
77	Ethan Pocic	OG/C
8	Trey Quinn	WR
40	Duke Riley	LB
60	Marcus Roberts	DL
51	Jonathan Rucker	LB
17	Tiger Scheyd	QB
31	Bennett Schiro	FB
69	Turner Simmers	OL
89	DeSean Smith	TE
90	Rob Snyder	TE
87	Kevin Spears	WR
27	Brandon Surtain	DB
75	Maea Teuhema	OG
58	Sione Teuhema	DE
45	Josh Sharp	TE
13	Dwayne Thomas	DB
95	Quentin Thomas	DT
23	Corey Thompson	S
2	Kevin Toliver II	CB
57	Cody Townsend	OL
32	Tony Upchurch	FB
35	Devin Voorhies	LB
41	Abraham Wallace	DB
94	Isaiah Washington	DE
88	Jacory Washington	TE
66	Toby Weathersby	OT
18	Tre'Davious White	CB
34	Darrel Williams	RB
14	Lionel Williams	S

57	Davon Godchaux	duh-Von God-chaw
5	Derrius Guice	Gice (like Dice)
97	Frank Herron	Hair-un
91	Christian LaCouture	Lock-uh-chur
11	Lamar Louis	Lewis
84	Foster Moreau	More-oh
47	Bry'Kiethon Mouton	Bry-keeth-un Moo-tawn
77	Ethan Pocic	Poe-sick
75	Maea Teuhema	My-uh Tuh-hoo-muh
58	Sione Teuhema	See-oh-nee Tuh-hoo-muh
35	Devin Voorhies	Vor-eeze
18	Tre'Davious White	truh-Day-vee-us
<b>Coaches</b>		
	Ed Orgeron	Or-zhure-ahn
	Bradley Dale Peveto	Pea-vuh-toe