

#LSU

@LSUfootball
@LSUCoachMiles
/LSUfootball
@LSUfootball

LSU

2015 FOOTBALL



NATIONAL CHAMPIONS
1958 • 2003 • 2007

SEC CHAMPIONS
1935 • 1936 • 1958 • 1961 • 1970
1986 • 1988 • 2001 • 2003 • 2007 • 2011

GAME

7

Western Kentucky

October 24, 2015
6:02 p.m. CT • ESPN
Baton Rouge, La.
Tiger Stadium (102,321)

2015 SCHEDULES

#5 LSU (6-0, 4-0 SEC)

DATE LSU RANK OPPONENT TV RESULT/TIME

SEPTEMBER (3-0)

| | | | | |
|----|--------|----------------------------|----------|------------|
| 5 | #14/13 | McNeese State | SECN-Alt | No contest |
| 12 | #14/15 | at #25 Mississippi State * | ESPN | W, 21-19 |
| 19 | #13/14 | #18/15 Auburn * | CBS | W, 45-21 |
| 26 | #8/9 | at Syracuse | ESPN | W, 34-24 |

OCTOBER (3-0)

| | | | | |
|----|------|------------------|------|--------------|
| 3 | #9/8 | Eastern Michigan | ESPN | W, 44-22 |
| 10 | #7/5 | South Carolina * | ESPN | W, 45-24 |
| 17 | #6/5 | #8/11 Florida * | ESPN | W, 35-28 |
| 24 | #5/5 | Western Kentucky | ESPN | 6:02 p.m. CT |

NOVEMBER

| | | | | |
|----|--|---------------|-----|-----|
| 7 | | at Alabama * | TBA | TBA |
| 14 | | Arkansas * | TBA | TBA |
| 21 | | at Ole Miss * | TBA | TBA |
| 28 | | Texas A&M * | TBA | TBA |

DECEMBER

| | | | | |
|---|--|-----------------------|-----|---------------------|
| 5 | | SEC Championship Game | CBS | 3 p.m. Atlanta, Ga. |
|---|--|-----------------------|-----|---------------------|

#RV Western Kentucky (6-1, 4-0 C-USA)

DATE OPPONENT TV RESULT/TIME

SEPTEMBER (3-1)

| | | | | |
|----|--|---------------------|------|----------|
| 3 | | at Vanderbilt | SECN | W, 14-12 |
| 10 | | at Louisiana Tech * | FS1 | W, 41-28 |
| 19 | | at Indiana | | L, 38-35 |
| 26 | | Miami (OH) | | W, 56-14 |

OCTOBER (3-0)

| | | | | |
|----|--|--------------------|-------|--------------|
| 3 | | at Rice * | | W, 49-10 |
| 10 | | Middle Tennessee * | | W, 58-28 |
| 15 | | at North Texas * | CBSSN | W, 55-28 |
| 24 | | at #5 LSU | ESPN | 6:02 p.m. CT |
| 31 | | at Old Dominion * | FSN | 11 a.m. CT |

NOVEMBER

| | | | | |
|----|--|--------------------|-----|------------|
| 7 | | Florida Atlantic * | FSN | 11 a.m. CT |
| 21 | | at FIU * | FSN | TBA |
| 27 | | Marshall * | FS1 | 11 a.m. CT |

ON THE AIR



LSU Sports Radio Network

Jim Hawthorne, play-by-play
Doug Moreau, analyst
Gordy Rush, sideline



ESPN

Allen Bestwick, play-by-play
Dan Hawkins, analyst



SEC Network (Replay)

Oct. 25 at 9 a.m. CT
Oct. 26 at 2 a.m. CT
Oct. 26 at 8:30 p.m. CT
Oct. 27 at 4 a.m. CT

BREAKDOWN

LSU

Record 6-0, 4-0 SEC
Ranking 5 AP / 5 Amway Coaches
Last Game Oct. 17 vs. #8 Florida
Won, 35-28
Head Coach Les Miles
Career Record 137-50/15th year
LSU Record 109-29/11th year
Miles vs. WKU 1-0
vs. Brohm 0-0
LSU vs. WKU 1-0



Western Kentucky

Record 6-1, 4-0 C-USA
Ranking RV AP / RV Amway Coaches
Last Game Oct. 15 at North Texas
Won, 55-28
Head Coach Jeff Brohm
Career Record 14-6/2nd year
WKU Record Same
vs. LSU 0-0
vs. Miles 0-0



NEXT UP

LSU Welcomes High-Powered Western Kentucky To Tiger Stadium For Homecoming

LSU celebrates Homecoming this week by welcoming Western Kentucky and its high-powered offense to Tiger Stadium for Saturday's 6:02 p.m. contest on ESPN. LSU goes into the game with a 6-0 overall mark and ranked No. 5 in both the USA Today/Amway Coaches Poll and the Associated Press Top 25. The Tigers are coming off a 35-28 win over No. 8 Florida in Tiger Stadium. Western Kentucky, a member of Conference USA, is 6-1 overall and is receiving votes in both polls. The Hilltoppers are coming off a 55-28 win over North Texas last week. Saturday's meeting will be the second between LSU and Western Kentucky. The Tigers won, 42-9, in the only other meeting in 2011. LSU goes into the Western Kentucky game with an FBS record 51 consecutive wins in non-conference regular season games. LSU hasn't lost a non-conference regular season game since a 26-8 defeat at Virginia Tech to open the 2002 season. LSU also hasn't lost a non-conference regular season home game since 2000 when UAB beat the Tigers, 13-10. LSU has won 44 consecutive non-conference home games dating back to 2000. LSU coach **Les Miles** is 32-0 in non-conference games in Tiger Stadium. Miles brings a 109-29 mark with the Tigers into the game, making him the second-winningest coach in school history. Overall, Miles is 137-49 in his 15 seasons as a head coach (11 at LSU, 4 at Oklahoma State). The LSU-WKU contest will feature the nation's top running back in **Leonard Fournette** and Hilltopper QB Brandon Doughty, who ranks No. 2 nationally in passing yards (2,709) and passing efficiency (186.4) and No. 5 in total offense (378.7). Fournette, who has eight straight 100-yard games to his credit, leads the nation in rushing yards (1,202), rushing yards per game (200.3) and rushing TDs (14). LSU is averaging 37.3 points and 460.8 total yards (325.5 rushing, 135.3 passing) per game. WKU comes into the game averaging 44.0 points and 535.4 total yards (128.3 rushing, 407.1 passing) a game. Defensively, LSU has outscored opponents 56-10 in the first quarter of games this year and the Tigers are allowing 23.0 points and 297.2 total yards a game (92.2 rushing, 205.0 passing). QB **Brandon Harris** is 6-1 as LSU's starter and has connected on 64-of-108 passes for 812 yards, 6 TDs and no interceptions. He's also rushed for 160 yards and 3 scores. WR **Travin Dural** (19 rec., 294 yards, 1 TD) and WR **Malachi Dupre** (18 rec., 311 yards, 4 TDs) lead the Tigers in receptions. Defensive leaders for LSU are LB **Kendell Beckwith** (41 tackles), LB **Deion Jones** (41 tackles, 5.0 TFL, 1.5 sacks, 2 interceptions), DE **Lewis Neal** (30 tackles, 7.5 TFL, 7.0 sacks) and DT **Davon Godchaux** (22 tackles, 5.0 TFL, 3.0 sacks). PK **Trent Domingue** is a perfect 7-of-7 on field goals this year.

TALKING POINTS

- LSU is 61-24-3 all-time in Homecoming games. The Tigers have won 14 straight Homecoming games with its last loss coming to UAB, 13-10, in 2000. That loss was the last time LSU dropped a non-conference game in Tiger Stadium. LSU has won 44 straight non-SEC games in Death Valley.
- RB **Leonard Fournette** has rushed for 100 or more yards in 8 straight games, and he continues to lead the nation in rushing (1,202), rushing yards a game (200.3) and rushing TDs (14).
- This year, **Fournette** became the first player in SEC history to rush for 200 yards in three straight games (228 yards vs. Auburn, 244 vs. Syracuse and 233 vs. Eastern Michigan), and he also became the first player in SEC history to reach 1,000 yards in 5th game of season.
- In 24 quarters of football this year, LSU has trailed at the end of just one quarter (7-0 vs. Florida). LSU has outscored its first six opponents 56-10 in the 1Q and 110-44 in the first half.
- LSU is 6-0 for the 4th time in 11 years under **Miles**. Of the 3 previous 6-0 starts, LSU improved to 7-0 twice ('10, '11).
- LSU RB **Leonard Fournette** had the 11th 100-yard rushing game of his career last week vs. Florida. LSU is 10-1 when Fournette reaches 100 rushing yards.
- LSU had its 33rd 200-plus yard rushing game under **Les Miles** against Florida. LSU has won 23 straight games when rushing for 200 or more yards as a team and the Tigers are 30-3 under Miles when reaching the mark. LSU's last loss when rushing for 200 or more yards came against No. 1 Alabama in 2008 (L, 27-21 OT).
- LSU has scored 45 non-offensive TDs (24 special teams, 21 defensive) under **Miles**. The most recent came vs. Florida when PK **Trent Domingue** scored on a fake field goal.
- Of the players listed on the LSU depth chart, 18 started as true freshmen. 46 players listed on the offense/defense depth chart played as true freshmen. Under **Miles**, LSU has played 112 true freshmen, including 12 this year.
- LSU has played 133 of its 138 games under Les Miles ranked in the Top 25 and the Tigers are 105-28 in those games.
- LSU offensive linemen **Vadal Alexander**, **Jerald Hawkins** and **Ethan Pocic** have been in the same starting lineup 18 times in their career and LSU has had a 100-yard rusher in 14 of those games. LSU is 14-4 with the trio in the same lineup.

Open Date Week

26

MONDAY
Off Day

No media availability

27

TUESDAY
Practice

4 p.m. - McClendon
Practice Facility (Closed)

6 p.m. - Miles post practice
interview (Team Room)

28

WEDNESDAY

SEC Teleconference
10 a.m. Miles on call

Practice

4 p.m. - McClendon
Practice Facility (Closed)

6 p.m. - Player interviews
(Indoor Facility)

Miles Radio Show

7 p.m. - TJ Ribs (Acadian)

29

THURSDAY

Practice
Noon - McClendon
Practice Facility (Closed)

No media availability

30

FRIDAY
Off Day

No media availability

31

SATURDAY
Off Day

No media availability

1

SUNDAY
Off Day

No media availability

LSU Media Services

Les Miles Interviews

Monday Press Luncheon: "Lunch with Les"

LSU coach Miles meets with the media each Monday of game week in the press conference room, which is located on the fifth floor of the LSU Athletic Administration Building. Lunch is served at 11:30 a.m. (CT) followed by comments from the Coach Miles at 12:30 p.m. (CT). Media members can park in Lot 104 (formerly Lot F) on campus, which is located off Nicholson Drive in front of the track stadium. A transcript of coach Miles' opening statement as well as the question and answer session can be found on the Internet at www.LSUsports.net.

Listen To Les Miles' Weekly Press Conference

Members of the media can access the audio portion of Coach Miles' Weekly Press Luncheon each Monday starting at 12:10 p.m. CT at www.LSUsports.net/live or over the radio in the Baton Rouge area on 104.5 FM.

SEC Teleconference

The 14 SEC coaches are featured on a weekly teleconference each Wednesday at 10 a.m. (CT) during the regular season. Coach Miles speaks for 10 minutes starting at 10 a.m. Contact the LSU Sports Information Department to obtain the phone number to access the call.

Wednesday Post Practice

Coach Miles meets with the media immediately after practice on Wednesday's during the regular season in the Team Room of the LSU Operations Center. This interview takes place at approximately 6 p.m. each week.

LSU Player Interviews

LSU players are available to the media on three days during a typical game week - Mondays, Tuesdays and following the game on Saturday. Interview requests for the Monday and Tuesday media opportunities should be made at least 24 hours in advance and emailed to Michael Bonnette (mbonnet@lsu.edu) and Jake Terry (jterry9@lsu.edu). Members of the media are not permitted to contact players on their cell phones under any circumstance.

Following the Press Luncheon

LSU players will be made available at either 1:15 p.m. or 2 p.m. (CT) following head coach Les Miles' Press Luncheon each Monday afternoon at the Indoor Football Facility. Requests must be made on (or prior to) the Sunday following the game. Interview start times vary based on weekly schedule.

Post Practice

LSU players are available after practice on Monday and Tuesday by appointment at the Indoor Football Facility. These interviews are held at approximately 6:30 p.m. on Monday and 6 p.m. on Tuesday.

LSU Video Newsfeed

LSU will be distributing video interviews and other highlights via FTP during the 2015 season. A link to download the newsfeed will be emailed to members of the media each Monday afternoon during the season. Email Michael Bonnette at mbonnet@lsu.edu to be placed on the distribution list.

WHO TO CONTACT

Communications Office • (225) 578-8226

Michael Bonnette • Sr. Assoc. AD/Communications Director

E-mail: mbonnet@lsu.edu • Twitter: @LSUBonnette

Jake Terry • Associate Communications Director

E-mail: jterry9@lsu.edu • Twitter: @LSUjake

LSU Director of Digital Media

Todd Politz - tpolitz@lsu.edu

Network Operations/SEC Network

Kevin Wagner - jwagne2@lsu.edu

John Schiebe - jschieb@lsu.edu

LSU Sports Productions

David Landry - landryd@lsu.edu

Lee Scioneaux - scioneaux@lsu.edu

Andrew Franzella - afranz2@lsu.edu

LSU Radio

Jim Hawthorne - lsuradio@lsu.edu

LSU Sports Information Mailing Address

LSU Box 25095

Baton Rouge, LA 70803

ON THE INTERNET

www.LSUsports.net/media

The Official Website of LSU Athletics is home to all the football information you need. Schedules, results, rosters, bios, statistics and game notes can be found and are always up to date. The GAMEDAY section, updated daily, has all relevant info for the upcoming game.

CollegePressBox.com

Collegepressbox.com is the official media website for SEC Football. Access and download weekly game notes, quotes, statistics, media guides, headshots, logos, flip cards and more for the conference and each of its member schools. Login information will be distributed to accredited media or you can apply for a password by sending an e-mail to password@collegepressbox.com.



LSU Football on Twitter & Facebook

facebook.com/LSUfootball

twitter.com/LSUfootball

twitter.com/LSUCoachMiles

twitter.com/LSUMediaAlerts

instagram.com/LSUfootball

LSUsports.net/fancage



THE LES MILES FILE

Born: Nov. 10, 1953

Hometown: Elyria, Ohio

Wife: Kathy

Children: Kathryn "Smacker", Leslie Matthew "Manny", Benjamin, and Macy Grace

College: Michigan, '76

Coaching Experience

| | | |
|------------|-----------------|----------------|
| 1980-81 | Assistant Coach | Michigan |
| 1982-86 | Assistant Coach | Colorado |
| 1987-94 | Assistant Coach | Michigan |
| 1995-97 | Assistant Coach | Oklahoma State |
| 1998-00 | Assistant Coach | Dallas Cowboys |
| 2001-04 | Head Coach | Oklahoma State |
| 2005-pres. | Head Coach | LSU |

LES MILES NOTABLES

| | |
|---------------|---|
| 109-29 | Overall Record at LSU |
| 67-8 | Record vs. Unranked Teams |
| 66-9 | Record in Tiger Stadium |
| 60-24 | Record in SEC Regular Season Games |
| 42-21 | Record vs. Top 25 Teams |
| 39-16 | Record vs. SEC Western Division (Reg. S) |
| 34-9 | Record in SEC Home Games |
| 26-15 | Record in SEC Road Games |
| 24 | Fourth Quarter/Overtime Comeback Wins For LSU Since 2005 |
| 16-16 | Record vs. Top 10 Teams |
| 16 | Number of wins over coaches who have won a national title * |
| 6-4 | Record in Bowl Games |
| 2-1 | Record in BCS Bowl Games |
| 1 | BCS National Championship |
| 2 | SEC Championships |

* - Came against Philip Fulmer (twice), Urban Meyer (three times), Larry Coker, Steve Spurrier (four times), Nick Saban (three times), Gene Chizik (twice) and Jim Tressel.

Les Miles

2011 NATIONAL COACH OF THE YEAR • 11TH SEASON

The dynasty that Les Miles has built at LSU reached another milestone in 2014 as the 11th year head coach guided the Tigers to a school-record 15th consecutive bowl game while becoming just the second coach in school history to win 100 games. It took Miles only 126 games to reach 100 wins at LSU making him the third-fastest coach to reach the mark in the history of the SEC, trailing only Steve Spurrier (120) and Robert Neyland (121).

Miles is in his 11th season with the Tigers in 2015 and his first decade at the school has seen the Tigers win more games, play in more major bowl games, and finish more seasons ranked in the Top 20 than any other 10-year period in the history of the program.

Miles has built a solid foundation for the LSU program based on principles laid out in the "Miles Method", a mission that calls for LSU to run the finest football program in the country in every phase that comes in contact with a player. It's the goal of the program for players to have a college experience that is second to none and one that gives them every opportunity to compete for championships on the field, earn a degree, and to grow personally by giving back to the community. Miles holds his players accountable and to a standard of excellence, both on and off the field.

The "Miles Method" has proved to be a winning formula as the Tigers have won more games than any program in the SEC since 2005 (109), while capturing a pair of SEC titles (2007, 2011), played in 10 bowl games, including the BCS National Championship Game twice. LSU won the BCS title in 2007, a year after beating Notre Dame in the Sugar Bowl. Miles directed LSU to the school's only 13-0 regular season in 2011 as the Tigers spent 11 consecutive weeks ranked No. 1 in the nation.

BY THE NUMBERS: LES MILES AT LSU

| | 2005 | 2006 | 2007 | 2008 | 2009 | 2010 | 2011 | 2012 | 2013 | 2014 | 2015 | TOTALS |
|--------------------------|------|------|------|------|------|------|------|------|------|------|------|--------|
| vs. Unranked teams | 6-0 | 8-0 | 5-1 | 6-2 | 8-1 | 6-0 | 5-0 | 7-0 | 6-1 | 6-3 | 3-0 | 67-8 |
| vs. Top 25 teams | 5-2 | 3-2 | 7-1 | 2-3 | 1-3 | 5-2 | 8-1 | 3-3 | 3-2 | 2-2 | 3-0 | 42-21 |
| vs. Top 10 teams | 2-1 | 2-2 | 3-0 | 1-2 | 0-3 | 1-1 | 3-1 | 1-2 | 1-2 | 1-2 | 1-0 | 16-16 |
| SEC Regular Season | 7-1 | 6-2 | 6-2 | 3-5 | 5-3 | 6-2 | 8-0 | 6-2 | 5-3 | 4-4 | 4-0 | 60-24 |
| vs. SEC Western Division | 5-0 | 4-1 | 4-1 | 2-3 | 3-2 | 3-2 | 5-0 | 5-1 | 4-2 | 2-4 | 2-0 | 39-16 |
| vs. SEC Eastern Division | 2-1 | 2-1 | 2-1 | 1-2 | 2-1 | 3-0 | 3-0 | 1-1 | 1-1 | 2-0 | 2-0 | 21-8 |
| SEC home games | 3-1 | 4-0 | 3-1 | 1-3 | 3-1 | 4-0 | 4-0 | 3-1 | 4-0 | 2-2 | 3-0 | 34-9 |
| SEC road games | 4-0 | 2-2 | 3-1 | 2-2 | 2-2 | 2-2 | 4-0 | 3-1 | 1-3 | 2-2 | 1-0 | 26-15 |
| All home games | 5-1 | 8-0 | 6-1 | 5-3 | 6-1 | 7-0 | 6-0 | 7-1 | 7-0 | 5-2 | 4-0 | 66-9 |
| All road games | 5-0 | 2-2 | 4-1 | 2-2 | 3-2 | 2-2 | 5-0 | 3-1 | 1-3 | 2-2 | 2-0 | 31-15 |
| Neutral Site games | 1-1 | 1-0 | 2-0 | 1-0 | 0-1 | 2-0 | 2-1 | 0-1 | 2-0 | 1-1 | 0-0 | 12-5 |
| Bowl games | 1-0 | 1-0 | 1-0 | 1-0 | 0-1 | 1-0 | 0-1 | 0-1 | 1-0 | 0-1 | 0-0 | 6-4 |

THE LES MILES RECORD

| YEAR | SCHOOL | OVERALL RECORD | CONF. RECORD | NOTES |
|------|----------------|----------------|--------------|--------------------------------------|
| 2001 | Oklahoma State | 4-7 | 2-6 | |
| 2002 | Oklahoma State | 8-5 | 5-3 | Houston Bowl Champions |
| 2003 | Oklahoma State | 9-4 | 5-3 | |
| 2004 | Oklahoma State | 7-5 | 4-4 | |
| 2005 | LSU | 11-2 | 7-1 | No. 5, SEC West Champions |
| 2006 | LSU | 11-2 | 6-2 | No. 3, Sugar Bowl Champions |
| 2007 | LSU * | 12-2 | 6-2 | National Champions, SEC Champs |
| 2008 | LSU | 8-5 | 3-5 | Chick-fil-A Bowl Champions |
| 2009 | LSU | 9-4 | 5-3 | No. 17, Capital One Bowl |
| 2010 | LSU | 11-2 | 6-2 | No. 8, Cotton Bowl Champions |
| 2011 | LSU | 13-1 | 8-0 | No. 2, SEC Champions, BCS |
| 2012 | LSU | 10-3 | 6-2 | No. 12, Top 10 entire regular season |
| 2013 | LSU | 10-3 | 5-3 | No. 14, Outback Bowl Champions |
| 2014 | LSU | 8-5 | 4-4 | Music City Bowl |
| 2015 | LSU | 6-0 | 4-0 | |

TOTALS (15th year)

LSU Record (11th year)

Oklahoma State Record (four years)

* - SEC and National Champions

Since Miles took over in 2005, LSU has registered five top 10 finishes with three coming in the top five, won double-figure games seven times, produced 20 first-team All-Americans and had players win 11 national awards. LSU also leads the SEC with 64 NFL Draft picks during that span, which includes 13 first round selections. LSU led the nation with nine NFL Draft picks in 2014, which tied the school record set in 2013.

Miles' 109 wins at LSU ranks him behind only Charles McClendon, who won 137 games in 18 years with the Tigers. Miles is also the only coach in LSU history to beat Auburn, Florida and Alabama in same season - and he's done it now three times - and in 2005, he became the only first-year coach in SEC history to lead a team to the league's title game.

In the classroom, 215 football players have earned their degree since Miles took over, and two out of the last three years LSU has ranked No. 2 in the SEC in graduation rates, trailing only Vanderbilt. Under Miles, LSU has produced over 150 players who have earned SEC Academic Honor Roll status.

As Miles heads into his 11th season with the Tigers and coming off a recruiting class that was ranked among the Top 10 in the nation, the foundation for LSU football is stronger than ever. With wins coming at a record-setting pace, graduation rates among the best for any public university in the SEC, and with eight-straight recruiting classes rated among the top 10 in the nation, including the nation's No. 1 group in 2009, Miles and the Tigers continue to solidify their standing as one of the premier programs in college football, setting a standard that has the rest of the nation chasing.

TRACKING THE TIGERS

| WEEK | AP | COACHES | CFP |
|----------------|----|---------|-----|
| Preseason | 14 | 13 | -- |
| Week 2 (9/8) | 14 | 15 | -- |
| Week 3 (9/13) | 13 | 14 | -- |
| Week 4 (9/20) | 8 | 9 | -- |
| Week 5 (9/27) | 9 | 8 | -- |
| Week 6 (10/4) | 7 | 5 | -- |
| Week 7 (10/11) | 6 | 5 | -- |
| Week 8 (10/18) | 5 | 5 | -- |

ASSOCIATED PRESS POLL

| RK. | TEAM | REC. | POINTS |
|------|-----------------|------------|-------------|
| 1. | Ohio State (28) | 7-0 | 1428 |
| 2. | Baylor (12) | 6-0 | 1416 |
| 3. | Utah (16) | 6-0 | 1362 |
| 4. | TCU (3) | 7-0 | 1338 |
| 5. | LSU (1) | 6-0 | 1306 |
| 6. | Clemson (1) | 6-0 | 1252 |
| 7. | Michigan State | 7-0 | 1202 |
| 8. | Alabama | 6-1 | 1133 |
| 9. | Florida State | 6-0 | 1041 |
| 10. | Stanford | 5-1 | 917 |
| 11. | Notre Dame | 6-1 | 898 |
| 12. | Iowa | 7-0 | 820 |
| 13. | Florida | 6-1 | 785 |
| 14. | Oklahoma State | 6-0 | 735 |
| t15. | Michigan | 5-2 | 614 |
| t15. | Texas A&M | 5-1 | 614 |
| 17. | Oklahoma | 5-1 | 565 |
| 18. | Memphis | 6-0 | 553 |
| 19. | Toledo | 6-0 | 345 |
| 20. | California | 5-1 | 336 |
| 21. | Houston | 6-0 | 317 |
| 22. | Temple | 6-0 | 216 |
| 23. | Duke | 5-1 | 210 |
| 24. | Ole Miss | 5-2 | 157 |
| 25. | Pittsburgh | 5-1 | 73 |

AMWAY COACHES POLL

| RK. | TEAM | REC. | POINTS |
|------|-----------------|------------|-------------|
| 1. | Ohio State (45) | 7-0 | 1547 |
| 2. | Baylor (12) | 6-0 | 1488 |
| 3. | TCU (4) | 7-0 | 1417 |
| 4. | Michigan State | 7-0 | 1334 |
| 5. | LSU (1) | 6-0 | 1324 |
| 6. | Clemson | 6-0 | 1271 |
| 7. | Utah (1) | 6-0 | 1258 |
| 8. | Alabama | 6-1 | 1123 |
| 9. | Florida State | 6-0 | 1111 |
| 10. | Notre Dame | 6-1 | 924 |
| 11. | Stanford | 5-1 | 898 |
| 12. | Oklahoma State | 6-0 | 839 |
| 13. | Iowa | 7-0 | 833 |
| 14. | Florida | 6-1 | 751 |
| 15. | Oklahoma | 5-1 | 665 |
| 16. | Texas A&M | 5-1 | 623 |
| t17. | Memphis | 6-0 | 544 |
| t17. | Michigan | 5-2 | 544 |
| 19. | California | 5-1 | 370 |
| 20. | Toledo | 6-0 | 322 |
| 21. | Duke | 5-1 | 305 |
| 22. | Houston | 6-0 | 289 |
| 23. | Ole Miss | 5-2 | 201 |
| 24. | Temple | 6-0 | 163 |
| 25. | Georgia | 5-2 | 95 |

GAMECENTER

Date/Time: Saturday, October 24 at 6:02 p.m. CT

Location: Baton Rouge, La. – Tiger Stadium (102,321)

Television: ESPNU / WatchESPN.com

Radio: LSU Sports Radio Network - 98.1 FM in Baton Rouge
Sirius Satellite Radio - ch. 126; XM Radio – ch. 191

Series Record: LSU leads, 1-0

Series Notes:

LSU and Western Kentucky meet for just the second time in football on Saturday night in Tiger Stadium ... LSU won the only other meeting between the teams, 42-9, in Tiger Stadium in 2011 ... That game was also a Homecoming contest ... LSU brings a 51-game winning streak in non-conference regular season games into the Western Kentucky contest ... LSU is 62-15-5 all-time against current members of Conference USA ... LSU is 37-13-5 vs. Rice, 18-1 vs. Louisiana Tech, 2-0 vs. Middle Tennessee and North Texas, 1-0 vs. WKU and UTEP and 1-1 vs. Southern Miss ... LSU last played a current Conference USA member in 2012, beating North Texas, 41-14, in the season-opener in Tiger Stadium ... LSU is second SEC team that WKU has faced this year ... The Hilltoppers opened the season with a 14-12 win over Vanderbilt.

NOTEBOOK

LSU Owns FBS Record for Consecutive Non-Conference Regular Season Wins With 51

LSU will look to run its streak of consecutive non-conference regular season wins to 52 straight when the Tigers host Western Kentucky on Saturday in Tiger Stadium. LSU won its 51st consecutive non-conference regular season contest with a 44-22 win over Eastern Michigan on Oct. 3. The Tigers broke the FBS record for consecutive non-conference regular season wins in 2012, surpassing the mark of Kansas State who claimed 39 straight from 1993-2003. The Tigers haven't lost a non-conference regular season game since falling at Virginia Tech, 26-8, in the 2002 season opener in Blacksburg, Va., on Sept. 1. **Les Miles** has accounted for 41 of the 51 wins during the streak, and he is 41-0 all-time in non-conference regular season games in his 11 seasons at LSU. Former coach Nick Saban accounted for the 10 other victories from 2002-04. Under Miles, the Tigers have outscored non-conference regular season opponents a combined 2,066-602. Here is a look at the top four in FBS all-time consecutive non-conference regular season wins:

| Team | Years | Win Streak |
|-----------------|---------------------|------------|
| 1. LSU | 2002-present | 51 |
| 2. Kansas State | 1993-2003 | 39 |
| 3. Miami | 1985-88 | 36 |
| 4. Wisconsin | 2003-2013 | 35 |

LSU is 47-3 Overall in Non-Conference Games Under Les Miles

LSU brings a 47-3 record in non-conference games into the game against Western Kentucky. LSU's only three non-conference losses under **Les Miles** came against Penn State in the Capital One Bowl to end the 2009 season, Clemson in the Chick-fil-A Bowl on Dec. 31, 2012 and Notre Dame in the Music City Bowl on Dec. 30, 2014. Of the 47 wins under Miles against non-conference opponents, 13 have come against Top 25 teams, 39 have come by double-digits and LSU has scored 40 or more points in 28 of the 50 games.

LSU Off To 4-0 Start In SEC Play For 3rd Time Under Miles

With the win over Florida, LSU improved to 4-0 in SEC play for the third time under **Les Miles**. LSU also started 4-0 in league play in 2010 and 2011. The Tigers went on to go 8-0 and claim the SEC title in 2011. In 2010, LSU finished 6-2 in conference action.

LSU-Western Kentucky Ties

LSU offensive coordinator **Cam Cameron** coached Western Kentucky head coach Jeff Brohm when Brohm was a quarterback for the Washington Redskins and Cameron was the QB coach during the 1995 season.

LSU as A Top 10 Team

LSU has played 95 games under Les Miles ranked in the Top 10 in the nation and the Tigers are 75-20 in those games, which includes a 4-0 mark this year. Dating back to his first year at LSU in 2005, LSU has played at least two games as a Top 10 team each year. Prior to Miles taking over in 2005, LSU had played 143 games as a Top 10 team in its history and just 18 from 1990 to 2004. LSU is also the only team in the SEC to spend at least one week in the Top 10 over the past 14 seasons.

LSU In October Games

LSU brings a 29-10 record in games played during the month of October under Les Miles into the Western Kentucky contest. LSU also brought an undefeated record into October for the seventh time in 11 years under Miles.

LSU Leads League, Ranks 4th Nationally in Rushing

LSU continues to lead the SEC in rushing yards, averaging 325.5 a contest. The Tigers are No. 4 in the nation in rushing yards, trailing only Georgia Southern (399.0), Baylor (348.7) and Navy (335.4). LSU is averaging 103 yards more than the second-rated rushing team in the SEC (Georgia at 222.0). In six games, the Tigers have rushed 282 times for an average of 6.9 yards per carry. LSU's 6.93 yards per carry is third nationally behind only Baylor (7.14) and Georgia Southern (7.13).

LSU's 1,953 Rushing Yards Are the Second-Most in the First Six Games of a Season in LSU History

LSU's 1,953 rushing yards are the second-most through the first six games of a season in school history. The Tigers rushed for 266 as a team at Mississippi State, 411 vs. Auburn, 268 at Syracuse, 391 vs. Eastern Michigan, 396 vs. South Carolina and 221 vs. Florida. Here is a list of the most rushing yards through the first six games of a season in LSU history:

| Rank | Rushing Total Thru 6 Games | Season |
|------|----------------------------|--------|
| 1. | 2,159 | 1977 |
| 2. | 1,953 | 2015 |
| 3. | 1,688 | 1971 |
| 4. | 1,644 | 1976 |
| 5. | 1,634 | 1978 |

Leonard Fournette On A Sophomore Campaign Surge

Sophomore running back **Leonard Fournette** wasted no time building upon a successful freshman season by turning in dominant performances game after game in his second year. Already named the SEC Offensive Player of the Week three times, Fournette earned Walter Camp National Offensive Player of the Week status after his performance against Auburn. Through six games this season, Fournette has rushed for 1,202 yards and 14 touchdowns, both of which are LSU records through six games. The following is a list of the some of the records and notes Fournette has already accomplished this season:

- Fournette is the fastest player in LSU history to reach 1,000 yards rushing as he accomplished the feat in five games. He is only the 10th player in FBS history to reach 1,000 rushing yards in the 5th game of a season.
- Fournette is the first player in SEC history to rush for 200-plus yards in three consecutive games.
- Fournette is also the fastest player in LSU history to 2,000 career rushing yards, as he needed only 303 rushing attempts and 18 games played to reach the milestone.
- Fournette ranks No. 1 in the nation in rushing yards per game (200.3), rushing yards (1,202) and rushing TDs (14).
- Fournette ranks No. 1 in the SEC and No. 2 nationally in scoring at 14.0 points per game.
- Fournette ranks No. 1 in the SEC and No. 2 nationally in all-purpose yards at 209.7 per game.
- Fournette ranks No. 2 in the SEC and No. 5 nationally in rushing yards per carry (8.01).
- With 228 rushing yards vs. Auburn and 244 at Syracuse, Fournette became the first LSU player in history to have consecutive 200-plus yard rushing games. He is also the first to have three-straight 200-yard games.
- By rushing for 233 yards against Eastern Michigan, Fournette currently owns three of the Top 10 spots in the LSU single-game rushing yards record list.
- Fournette's career-high 244 rushing yards at Syracuse are the most by an LSU player in a road game in school history and third-most in a single game overall.
- Fournette became the fastest LSU player to reach 500, 600, 700, 800, 900 and 1,000 rushing yards in a season in school history, crossing the 500 and 600 yard marks in only three games, the 700 and 800 yard marks in four and the 900 and 1,000 yard marks in five.
- Fournette ran for 180 yards vs. Florida, becoming only the second Tiger in school history to post two 100-yard rushing games against the Gators as he joined Charles Alexander who did it in 1977 and 1978.
- His 1,022 rushing yards and 12 rushing touchdowns are the most through the first five games of a season in LSU history.
- His 864 rushing yards and 11 rushing touchdowns are the most through the first four games of a season in LSU history.
- Fournette joined Charles Alexander (1977, 1978) and Charles Scott (2008) as the only Tigers to rush for 100-plus yards in the first four games of a season, and Fournette is the only with back-to-back 200-yard games.
- Fournette became the first LSU running back to rush for 100 yards or more in the first six games of a season.
- Fournette joined Charles Alexander (2) and Kevin Faulk (4) as the only LSU players with multiple 200-yard rushing games, and Fournette has three.
- Heading into the Western Kentucky game, Fournette ranks second in LSU history with eight-straight 100-yard rushing games, one game behind Charles Alexander's school-record nine straight set in 1977-78.
- Fournette's 387 rushing yards were the most through the first two games of the season by any player in LSU history.
- His six rushing touchdowns through two games were the second-most of any LSU player in history, only behind LaBrandon Toefield's seven in 2001.
- In fact, until Fournette rushed for three TDs against Mississippi State and Auburn, LaBrandon Toefield (3 vs. Tulane, 4 vs. Utah State) was the last Tiger to accomplish that feat in 2001.
- Fournette is the first LSU player to have consecutive 100-yard/3 TD rushing games since at least 1949 and most likely the first in school history, and he did it against SEC rivals Mississippi State and Auburn.
- Against Auburn, Fournette averaged a school-record 12.0 yards per carry (minimum 15 rushes), breaking Kevin Faulk's record set against Houston in 1996 of 11.7 yards per rush.
- Fournette's 631 rushing yards were the most through the first three games of a season in the FBS since at least 2000, and his 864 yards were the most through the first four games of a season since at least 2000.
- Fournette ran for a then career-high 228 yards against Auburn, becoming only the ninth player in LSU history to reach the 200-yard mark. The last LSU player to do it was Jeremy Hill with 216 in the Outback Bowl on Jan. 1, 2014 vs. Iowa.
- Fournette's 228 yards versus Auburn rank as the eighth-most rushing yards in a single game in LSU history.
- Fournette's 159 rushing yards at Mississippi State were the most in a season opener by a Tiger since Charles Scott ran for 160 against Appalachian State on Aug. 30, 2008.
- Fournette's three rushing TDs were the most in a season opener by a Tiger since LaBrandon Toefield ran for three TDs against Tulane on Sept. 1, 2001.
- Fournette is the first Tigers to rush for three touchdowns in any game since Kenny Hilliard did it on Oct. 5, 2013 at Mississippi State.

LSU ALL-TIME RUSHING LEADERS

LSU Players With At Least 1,000 Career Rushing Yards

| Rank | Name (Years) | Total Yards |
|-------|---|--------------|
| 1. | Kevin Faulk (1995-98) | 4,557 |
| 2. | Dalton Hilliard (1982-85) | 4,050 |
| 3. | Charles Alexander (1975-78) | 4,035 |
| 4. | Harvey Williams (1986-90) | 2,860 |
| 5. | Joseph Addai (2001-05) | 2,576 |
| 6. | Terry Robiskie (1973-76) | 2,517 |
| 7. | Charles Scott (2006-09) | 2,317 |
| 8. | Rondell Mealey (1996-99) | 2,238 |
| 9. | Leonard Fournette (2014-present) | 2,236 |
| 10. | Garry James (1982-85) | 2,217 |
| 11. | Brad Davis (1972-74) | 2,163 |
| 12. | Jeremy Hill (2012-13) | 2,156 |
| 13. | LaBrandon Toefield (2000-02) | 2,149 |
| 14. | Domanick Davis (1999-02) | 2,056 |
| 15. | Justin Vincent (2003-06) | 2,021 |
| 16. | Billy Cannon (1957-59) | 1,867 |
| 17. | Eddie Fuller (1986-89) | 1,816 |
| 18. | Jacob Hester (2004-07) | 1,780 |
| 19. | Keiland Williams (2006-09) | 1,699 |
| 20. | Art Cantrelle (1969-71) | 1,644 |
| 21. | Hokie Gajan (1977-80) | 1,563 |
| 22. | Kenny Hilliard (2011-14) | 1,557 |
| 23. | Alley Broussard (2003-06) | 1,537 |
| 24. | Chris Dantin (1970-72) | 1,502 |
| 25. | Gene Knight (1943-46) | 1,491 |
| 26. | Don Schwab (1963-65) | 1,424 |
| 27. | Stevan Ridley (2008-10) | 1,419 |
| 28. | Michael Ford (2011-12) | 1,392 |
| 29. | Sammy Martin (1984-97) | 1,359 |
| 30. | Billy Baggett (1948-50) | 1,337 |
| 31. | Terrence Magee (2011-14) | 1,330 |
| 32. | Jimmy Taylor (1956-57) | 1,314 |
| 33. | Tommy Allen (1966-68) | 1,284 |
| T-34. | Joe Labruzzo (1963-65) | 1,260 |
| T-34. | Steve Rogers (1972-74) | 1,260 |
| 36. | Alfred Blue (2010-13) | 1,253 |
| 37. | Spencer Ware (2010-12) | 1,249 |
| 38. | Jimmy Dousay (1965-67) | 1,223 |
| 39. | Chuck Johns (1952-55) | 1,152 |
| 40. | Dan Sandifer (1944-47) | 1,076 |
| 41. | Jerry Stovall (1960-62) | 1,061 |
| 42. | Robert Toomer (1992-95) | 1,030 |
| 43. | Jerry Marchand (1952-53) | 1,027 |
| 44. | Jordan Jefferson (2008-11) | 1,018 |
| 45. | Eddie Ray (1967-69) | 1,011 |

LSU 1,000-Yard Rushing Seasons

| Name (Years) | Seasons w/1,000 Yards |
|---|-----------------------|
| Kevin Faulk (1995-98) | 3 (1996, 1997, 1998) |
| Leonard Fournette (2014-present) | 2 (2014, 2015) |
| Dalton Hilliard (1982-85) | 2 (1984, 1985) |
| Charles Alexander (1975-78) | 2 (1977, 1978) |
| Jeremy Hill (2012-13) | 1 (2013) |
| Stevan Ridley (2009-10) | 1 (2010) |
| Charles Scott (2006-09) | 1 (2008) |
| Jacob Hester (2004-07) | 1 (2007) |
| Justin Vincent (2003-06) | 1 (2003) |
| Harvey Williams (1986-90) | 1 (1987) |
| Terry Robiskie (1973-76) | 1 (1976) |

TIGER TRENDS

| | 2015 | Miles |
|---------------------------------------|------|--------|
| August | 0-0 | 4-0 |
| September | 3-0 | 38-4 |
| October | 3-0 | 31-9 |
| November | 0-0 | 28-11 |
| December-January | 0-0 | 8-5 |
| LSU's Conference Record... | | |
| at home | 3-0 | 34-9 |
| on the road | 1-0 | 26-15 |
| LSU's Non-Conference Record... | | |
| at home | 1-0 | 32-0 |
| on the road | 1-0 | 5-0 |
| neutral | 0-0 | 12-5 |
| LSU vs. Ranked Opponents... | | |
| at home | 2-0 | 18-6 |
| on the road | 1-0 | 13-11 |
| neutral | 0-0 | 11-4 |
| LSU's Record in Games... | | |
| decided by 7 pts or less | 2-0 | 36-16 |
| decided by 3 pts or less | 1-0 | 13-9 |
| Away/neutral during day | 1-0 | 17-12 |
| Away/neutral at night | 1-0 | 27-8 |
| Home during day | 2-0 | 18-4 |
| Home at night | 2-0 | 48-5 |
| LSU's Record When Scoring... | | |
| less than 20 points | 0-0 | 8-15 |
| 20+ points | 6-0 | 100-14 |
| 30+ points | 5-0 | 76-5 |
| LSU's Record When Allowing... | | |
| 14 or fewer points | 0-0 | 61-3 |
| 24 or fewer points | 5-0 | 94-11 |
| 25+ points | 1-0 | 15-18 |
| LSU's Record When... | | |
| Leading after the 1st qtr | 5-0 | 75-7 |
| Trailing after the 1st qtr | 1-0 | 18-18 |
| Tied after the 1st qtr | 0-0 | 16-4 |
| Leading at halftime | 6-0 | 86-7 |
| Trailing at halftime | 0-0 | 21-19 |
| Tied at halftime | 0-0 | 2-3 |
| Leading after the 3rd qtr | 5-0 | 89-6 |
| Trailing after the 3rd qtr | 0-0 | 16-20 |
| Tied after the 3rd qtr | 1-0 | 4-3 |
| LSU's Record With... | | |
| less than 300 yds total offense | 0-0 | 10-17 |
| 300+ yards total offense | 6-0 | 98-12 |
| 400+ yards total offense | 5-0 | 54-7 |
| 500+ yards total offense | 1-0 | 14-0 |
| 600+ yards total offense | 1-0 | 2-0 |
| less than 100 yards rush | 0-0 | 5-17 |
| 100+ yards rushing | 6-0 | 104-12 |
| 150+ yards rushing | 6-0 | 88-7 |
| 200+ yards rushing | 6-0 | 51-4 |
| 250+ yards rushing | 5-0 | 28-2 |
| less than 200 yards pass | 4-0 | 50-17 |
| 200+ yards passing | 2-0 | 59-12 |
| 300+ yards passing | 0-0 | 9-3 |
| 350+ yards passing | 0-0 | 2-1 |
| 400+ yards passing | 0-0 | 0-0 |
| LSU's Record When Allowing... | | |
| less than 200 total yards | 0-0 | 23-1 |
| less than 300 total yards | 4-0 | 76-5 |
| less than 400 total yards | 6-0 | 97-15 |
| 400+ yards total offense | 0-0 | 12-14 |
| less than 100 yards rush | 4-0 | 63-5 |
| 100+ yards rush | 2-0 | 46-23 |
| less than 200 yards pass | 3-0 | 75-11 |
| less than 300 yards pass | 5-0 | 100-25 |
| 300+ yards pass | 1-0 | 9-4 |

• Fournette's 28 carries were the most in an opener since Dalton Hilliard had 31 in a win over North Carolina in 1985.

Top 10 NCAA FBS Rushing Yards Leaders Through the First Six Games of a Season

| Rank | Name | School | Year | Class | Att. | Yards | TD | Yd/Att. |
|------|--------------------------|-------------------|-------------|------------|------------|--------------|-----------|------------|
| 1. | Garrett Wolfe | Northern Illinois | 2006 | Sr. | 156 | 1,343 | 13 | 8.6 |
| 2. | Byron Hanspard | Texas Tech | 1996 | Jr. | 180 | 1,306 | 9 | 7.3 |
| 3. | Ed Marinaro | Cornell | 1971 | Sr. | 233 | 1,298 | 15 | 5.6 |
| 4. | Marcus Allen | USC | 1981 | Sr. | 202 | 1,289 | 13 | 6.4 |
| 5. | Troy Davis | Iowa State | 1996 | Jr. | 224 | 1,285 | 15 | 5.7 |
| 6. | Bo Jackson | Auburn | 1985 | Sr. | 170 | 1,233 | 11 | 7.3 |
| 7. | Ricky Williams | Texas | 1998 | Sr. | 188 | 1,225 | 22 | 6.5 |
| 8. | Leonard Fournette | LSU | 2015 | So. | 150 | 1,202 | 14 | 8.0 |
| 9. | Barry Sanders | Oklahoma State | 1988 | Jr. | 155 | 1,156 | 19 | 7.5 |
| 10. | Marshall Faulk | San Diego State | 1992 | So. | 169 | 1,122 | 10 | 6.6 |

Leonard Fournette Already Sixth on LSU Single-Season Rushing Yards Top 10 List

Sophomore running back **Leonard Fournette** has rushed for 1,202 yards through the first six games of the season. That total already ranks as the sixth-most rushing yards in a single season in LSU history. Here is a list of the top single-season rushing totals in LSU history:

| Rank | Player | Rushing Yards | Season |
|------|--------------------------|---------------|-------------|
| 1. | Charles Alexander | 1,686 | 1977 |
| 2. | Jeremy Hill | 1,401 | 2013 |
| 3. | Kevin Faulk | 1,282 | 1996 |
| 4. | Kevin Faulk | 1,279 | 1998 |
| 5. | Dalton Hilliard | 1,268 | 1984 |
| 6. | Leonard Fournette | 1,202 | 2015 |

Leonard Fournette in LSU Top 5 for Career 100-Yard Rushing Games

Sophomore running back **Leonard Fournette** rushed for 159 yards in the opener at Mississippi State, 228 yards vs. Auburn, 244 yards at Syracuse, 233 vs. Eastern Michigan, 158 vs. South Carolina and 180 vs. Florida, giving him eight straight 100-yard games dating back to last season. Fournette is now tied with Jeremy Hill for fourth place in LSU history with 11 career 100-yard rushing games. Here is a list of the most 100-yard rushing games in LSU history:

| Rank | Player | 100-Yard Games | Seasons at LSU |
|------|--------------------------|----------------|---------------------|
| 1. | Kevin Faulk | 22 | 1995-98 |
| 2. | Charles Alexander | 20 | 1975-78 |
| 3. | Dalton Hilliard | 19 | 1982-85 |
| 4. | Leonard Fournette | 11 | 2014-present |
| | Jeremy Hill | 11 | 2012-13 |
| 6. | Charles Scott | 8 | 2006-09 |
| | Harvey Williams | 8 | 1986-90 |

Leonard Fournette Fastest LSU Player to 10 100-Yard Rushing Games In History

Sophomore running back **Leonard Fournette** has rushed for at least 100 yards in 10 of his first 18 games as a Tiger, becoming the fastest LSU player in history to reach 10 100-yard rushing games. Fournette ran for 158 yards vs. South Carolina in what marked his 18th game. He is currently at 11 100-yard career rushing games. Fournette is now alone in second place in LSU history with eight consecutive 100-yard rushing games. Charles Alexander holds the LSU record with nine straight 100-yard games.

Leonard Fournette Fastest LSU Player to 1,000 Rushing Yards in a Season and 2,000 Career Yards

Sophomore running back **Leonard Fournette** became the fastest player in LSU history to reach the 1,000 yard rushing mark as he did it in only five games this season. With his 87-yard touchdown run in the second play of the third quarter against South Carolina, Fournette not only eclipsed the 1,000 yard mark for the season, but he also reached 2,000 rushing yards for his career. Fournette reached 2,000 career yards in only 303 rushing attempts and 18 career games. Prior to Fournette the fastest to reach 2,000 career yards was Jeremy Hill who did it in 322 carries and 23 career games. Here is a list of the Top 5 Fastest Running Backs to 2,000 Career Yards in LSU History:

| Rank | Name | Attempts | Games Played | Date | Opponent | Game on LSU Schedule |
|------|--------------------------|------------|--------------|-----------------|-------------------------|-----------------------------|
| 1. | Leonard Fournette | 303 | 18 | 10/10/15 | South Carolina | Game 5 of 2nd Season |
| 2. | Jeremy Hill | 322 | 23 | 1/1/14 | vs. Iowa (Outback Bowl) | Game 13 of 2nd Season |
| 3. | Charles Scott | 363 | 39 | 10/3/09 | at Georgia | Game 4 of 4th Season |
| 4. | Joseph Addai | 363 | 42 | 10/8/05 | at Vanderbilt | Game 4 of 5th Season |
| 5. | Rondell Mealey | 378 | 39 | 10/16/99 | at Kentucky | Game 6 of 4th Season |

Derrius Guice Posts Most Rushing Yards in a Game by LSU True Freshman Since 2003

Running back **Derrius Guice** rushed for 161 yards and one touchdown on 16 carries against South Carolina. His 161 rushing yards are the sixth-most in a game by a true freshman in LSU history and the most in a game since Justin Vincent ran for 201 against Georgia in the SEC Championship Game on Dec. 6, 2003. Guice is also just the 14th true freshman in LSU history to post a 100-yard rushing game. Here is a list of the Top 6 single-game rushing yards totals by a true freshman in LSU history:

| Rank | Name | Yards | Attempts | TDs | Date | Opponent |
|------|----------------------|------------|-----------|----------|-----------------|--|
| 1. | Kevin Faulk | 234 | 25 | 2 | 12/29/95 | vs. Michigan State (Independence Bowl) |
| 2. | Justin Vincent | 201 | 18 | 2 | 12/6/03 | vs. Georgia (SEC Championship Game) |
| 3. | Dalton Hilliard | 183 | 36 | 3 | 11/20/82 | Florida State |
| 4. | Kevin Faulk | 171 | 23 | 2 | 9/9/95 | at Mississippi State |
| 5. | Garry James | 166 | 18 | 3 | 11/27/82 | Tulane |
| 6. | Derrius Guice | 161 | 16 | 1 | 10/10/15 | South Carolina |

Five Tigers Earn Honors in 2015

LSU sophomore RB **Leonard Fournette**, junior C **Ethan Pocic**, senior OT **Vadal Alexander**, freshman RB **Derrius Guice** and junior DE **Lewis Neal** have earned SEC player of the week honors this season. Fournette was named SEC Offensive Player of the Week after he ran for 159 yards and three TDs at Mississippi State. Pocic was named SEC Offensive Lineman of the Week after he recorded a then career-high 16 knockdowns and paved the way for Fournette. One week later, Fournette earned Walter Camp, FWA and Maxwell Award National Offensive Player of the Week recognition for his 228-yard, 3 TD rushing performance against Auburn. Fournette also earned SEC Offensive Player of the Week against Auburn, and Alexander was named SEC Offensive Lineman of the Week after recording 13 knockdowns and paving the way for Fournette. For the third time in three games, Fournette earned SEC Offensive Player of the Week when he ran for a career-best 244 yards along with 2 TDs at Syracuse. Fournette is the first player to be named SEC Offensive Player of the Week in three consecutive weeks since Auburn's Carnell Williams in 2003. Pocic earned his second offensive lineman of the week honor after posting a career-best 17 knockdowns against South Carolina, and Guice was named SEC Freshman of the Week after rushing for 161 yards and one TD vs. the Gamecocks. Alexander earned SEC Offensive Lineman of the Week, and Neal was named SEC Defensive Player of the Week after their fantastic performances against Florida.

2015 LSU Football Honors

| Game | Player | Honor |
|-------------------|-------------------|--|
| Mississippi State | Leonard Fournette | SEC Offensive Player of the Week |
| Mississippi State | Ethan Pocic | SEC Offensive Lineman of the Week |
| Auburn | Leonard Fournette | Walter Camp National Offensive Player of the Week FWAA National Offensive Player of the Week Maxwell Award Player of the Week SEC Co-Offensive Player of the Week |
| Auburn | Vadal Alexander | SEC Offensive Lineman of the Week |
| Syracuse | Leonard Fournette | SEC Offensive Player of the Week |
| South Carolina | Ethan Pocic | SEC Offensive Lineman of the Week |
| South Carolina | Derrius Guice | SEC Freshman of the Week |
| Florida | Vadal Alexander | SEC Offensive Lineman of the Week |
| Florida | Lewis Neal | SEC Defensive Player of the Week |

Defensive End Lewis Neal Has Come Up Big in His First Season as a Starter

LSU junior DE **Lewis Neal** has stood out in his first season as a starter for the Tigers. He leads the team in sacks (7.0), tackles for a loss (7.5) and quarterback hurries (6) through six games. Neal's 7.0 sacks average out to 1.17 sacks per game that ranks second in the SEC and No. 6 nationally. Neal had 3.0 sacks vs. Florida that ranks as the second-most in a single game in LSU history. He finished the Florida game with 10 tackles, 3.5 TFLs and 3.0 sacks. He is the first LSU player to post at least 3.5 tackles for a loss since Sam Montgomery tallied 3.5 at Auburn in 2012. He is also the first LSU player to record 3.0 sacks in a game since Melvin Oliver had three vs. Arkansas in 2005. Neal's 7.0 sacks rank just outside the Top 10 in a single season in LSU history as 10 players are tied for 10th with 8.0 sacks.

No. 18 Tradition Passed Down to Tre'Davious White

A tradition established in 2003 continues as junior cornerback **Tre'Davious White** was voted to wear the No. 18 jersey for the 2015 season. White was presented the jersey by coach **Les Miles** following a vote of the coaching staff and former LSU No. 18s during the Tigers' first team meeting of fall camp on Wednesday, Aug. 5. White is one of LSU's leading returners on defense after recording 33 tackles, two interceptions and one sack. He also returned a punt for a touchdown last season against Kentucky. Jersey No. 18 was born when, in 2003, quarterback Matt Mauck guided LSU to its first national championship since 1958. His number became synonymous with success -- both on and off the field -- as well as a selfless attitude that has become the epitome of being an LSU football player. After his final year with the Tigers, Mauck passed the jersey number down to running back Jacob Hester, who then helped LSU to another national title in 2007. Here is a look at the jersey No. 18s:

| Years | Player | Position |
|---------|-------------------|----------|
| 2003 | Matt Mauck | QB |
| 2004-07 | Jacob Hester | RB |
| 2008-09 | Richard Dickson | TE |
| 2010 | Richard Murphy | RB |
| 2011 | Brandon Taylor | S |
| 2012 | Bennie Logan | DT |
| 2013 | Lamin Barrow | LB |
| 2014 | Terrence Magee | RB |
| 2015 | Tre'Davious White | CB |

CAREER GAMES PLAYED/STARTED

| Player | 2012 | '13 | '14 | '15 | Total |
|--------------------------|-------|-------|-------|-----|-------|
| Jamal Adams, S | -- | -- | 13/2 | 6/6 | 19/8 |
| Donnie Alexander, LB | -- | -- | 12/0 | 6/1 | 18/1 |
| Vadal Alexander, OT | 13/9 | 13/13 | 12/12 | 6/6 | 44/40 |
| John Battle, S | -- | -- | 1/0 | 6/0 | 7/0 |
| Kendell Beckwith, LB | -- | 12/0 | 13/7 | 6/6 | 31/13 |
| Josh Boutte, OG | -- | 8/0 | 13/0 | 6/1 | 27/1 |
| Tashawn Bower, DE | -- | 6/0 | 13/0 | 4/3 | 23/3 |
| Nick Brossette, RB | -- | -- | -- | 5/0 | 5/0 |
| Garrett Brumfield, OG | -- | -- | -- | 5/0 | 5/0 |
| D.J. Chark, WR | -- | -- | 6/0 | 2/0 | 8/0 |
| William Clapp, OG | -- | -- | -- | 6/6 | 6/6 |
| Deondre Clark, DE | -- | -- | 12/0 | 3/0 | 15/0 |
| Colby Delahoussaye, PK | -- | 13/0 | 12/0 | -- | 25/0 |
| John Diarse, WR | -- | -- | 13/3 | 6/2 | 19/5 |
| Andy Dodd, C | -- | -- | 4/0 | 3/0 | 7/0 |
| Trent Domingue, PK/P | -- | -- | 13/0 | 6/0 | 19/0 |
| Jevonte Domond, OT | -- | -- | 1/0 | -- | 1/0 |
| Malachi Dupre, WR | -- | -- | 12/2 | 6/4 | 18/6 |
| Travin Dural, WR | -- | 12/0 | 13/13 | 6/4 | 31/17 |
| Ronnie Feist, LB | 5/0 | -- | 4/0 | 2/0 | 11/0 |
| Jazz Ferguson, WR | -- | -- | -- | 2/0 | 2/0 |
| Reid Ferguson, SNP | 13/0 | 13/0 | 13/0 | 6/0 | 45/0 |
| Leonard Fournette, RB | -- | -- | 13/6 | 6/6 | 19/12 |
| Russell Gage, CB | -- | -- | 2/0 | 1/0 | 3/0 |
| Cameron Gamble, PK | -- | -- | 7/0 | 3/0 | 10/0 |
| Greg Gilmore, DT | -- | -- | 6/0 | 6/0 | 12/0 |
| Davon Godchaux, DT | -- | -- | 13/10 | 6/6 | 19/16 |
| Dillon Gordon, TE | 13/0 | 13/12 | 13/13 | 3/3 | 42/28 |
| Derrius Guice, RB | -- | -- | -- | 6/0 | 6/0 |
| Brandon Harris, QB | -- | -- | 8/1 | 6/6 | 14/7 |
| Jerald Hawkins, OT | -- | 13/13 | 13/13 | 6/6 | 32/32 |
| Frank Herron, DT | -- | -- | 4/0 | 6/0 | 10/0 |
| Donte Jackson, CB | -- | -- | -- | 6/0 | 6/0 |
| Rickey Jefferson, S | -- | 7/1 | 13/0 | 6/6 | 26/7 |
| Anthony Jennings, QB | -- | 9/1 | 13/12 | 2/0 | 24/13 |
| Colin Jeter, TE | -- | -- | 11/0 | 6/3 | 17/3 |
| Mickey Johnson, DT | 1/0 | 4/0 | 2/0 | -- | 7/0 |
| Tyron Johnson, WR | -- | -- | -- | 5/0 | 5/0 |
| Deion Jones, LB | 13/0 | 13/0 | 13/1 | 6/5 | 45/6 |
| Jamie Keehn, P | 2/0 | 13/0 | 13/0 | 6/0 | 34/0 |
| Arden Key, DE | -- | -- | -- | 6/3 | 6/3 |
| Brad Kragthorpe, QB/Hold | -- | -- | -- | 1/0 | 1/0 |
| Christian LaCouture, DT | -- | 13/0 | 13/13 | 6/6 | 32/19 |
| Tommy LeBeau, S | -- | 3/0 | 7/0 | 1/0 | 11/0 |
| Lamar Louis, LB | 11/5 | 13/0 | 12/10 | 6/2 | 42/17 |
| K.J. Malone, OT | -- | -- | 5/0 | 6/0 | 11/0 |
| Jalen Mills, S | 13/13 | 13/13 | 13/13 | 1/0 | 40/39 |
| John David Moore, FB | -- | -- | 8/0 | 5/4 | 13/4 |
| Foster Moreau, TE | -- | -- | -- | 6/1 | 6/1 |
| Bry'Kiethon Mouton, FB | -- | -- | -- | 5/1 | 5/1 |
| Lewis Neal, DE | -- | 10/0 | 13/0 | 6/6 | 29/6 |
| Ed Paris, CB | -- | -- | 13/0 | 6/0 | 19/0 |
| M.J. Patterson, DE | -- | -- | 3/0 | 1/0 | 4/0 |
| Ethan Pocic, C/OG | -- | 6/1 | 12/12 | 6/6 | 24/19 |
| Trey Quinn, WR | -- | -- | 13/7 | 6/2 | 19/9 |
| Duke Riley, LB | -- | 13/0 | 13/1 | 6/0 | 32/1 |
| Jonathan Rucker, LB | -- | -- | -- | 1/0 | 1/0 |
| DeSean Smith, TE | -- | 13/0 | 13/0 | 6/0 | 32/0 |
| Kevin Spears, WR | -- | -- | 3/0 | 4/0 | 7/0 |
| Maea Teuhema, OG | -- | -- | -- | 6/5 | 6/5 |
| Sione Teuhema, DE | -- | -- | 9/0 | 6/0 | 15/0 |
| Dwayne Thomas, DB | 3/0 | 11/0 | 5/0 | 6/6 | 25/6 |
| Quentin Thomas, DT | 3/0 | 11/1 | 11/3 | 1/0 | 26/4 |
| Corey Thompson, S | 13/0 | 10/5 | -- | 3/0 | 26/5 |
| Kevin Toliver II, CB | -- | -- | -- | 6/4 | 6/4 |
| Tony Upchurch, FB | -- | -- | -- | 2/0 | 2/0 |
| Devin Voorhies, LB | -- | -- | 8/0 | 6/0 | 14/0 |
| Isaiah Washington, DT | -- | -- | -- | 1/0 | 1/0 |
| Toby Weathersby, DE | -- | -- | -- | 6/0 | 6/0 |
| Tre'Davious White, CB | -- | 13/11 | 13/13 | 6/6 | 32/30 |
| Darrel Williams, RB | -- | -- | 12/0 | 6/0 | 18/0 |

NON-CONFERENCE REGULAR SEASON WIN STREAK

LSU owns the nation's longest non-conference regular season winning streak, which stands at an NCAA FBS record 51 games. The last time the Tigers lost a non-conference regular season game was Sept. 1, 2002, at #16 Virginia Tech.

| # | Opponent | Score | Location | Date |
|--|--------------------|------------|------------------|----------|
| 1. | The Citadel | 35-10 | Baton Rouge | 9/7/02 |
| 2. | Miami (Ohio) | 33-7 | Baton Rouge | 9/14/02 |
| 3. | UL-Lafayette | 48-0 | Baton Rouge | 10/5/02 |
| 4. | UL-Monroe | 49-7 | Baton Rouge | 8/30/03 |
| 5. | Arizona | 59-13 | Tucson, Ariz. | 9/6/03 |
| 6. | Western Illinois | 35-7 | Baton Rouge | 9/13/03 |
| 7. | Louisiana Tech | 49-10 | Baton Rouge | 11/1/10 |
| 8. | Oregon State | 22-21 (OT) | Baton Rouge | 9/4/04 |
| 9. | Arkansas State | 53-3 | Baton Rouge | 9/11/04 |
| 10. | Troy | 24-20 | Baton Rouge | 10/23/04 |
| (streak under Les Miles - 41 straight wins) | | | | |
| 11. | #15 Arizona State | 35-31 | Tempe, Ariz. | 9/10/05 |
| 12. | North Texas | 56-3 | Baton Rouge | 10/29/05 |
| 13. | Appalachian State | 24-0 | Baton Rouge | 11/5/05 |
| 14. | UL-Lafayette | 45-3 | Baton Rouge | 9/2/06 |
| 15. | Arizona | 45-3 | Baton Rouge | 9/9/06 |
| 16. | Tulane | 49-7 | Baton Rouge | 9/23/06 |
| 17. | Fresno State | 38-6 | Baton Rouge | 10/21/06 |
| 18. | #9 Virginia Tech | 48-7 | Baton Rouge | 9/9/07 |
| 19. | Middle Tennessee | 44-0 | Baton Rouge | 9/15/07 |
| 20. | Tulane | 34-9 | New Orleans | 9/29/07 |
| 21. | Louisiana Tech | 58-10 | Baton Rouge | 11/10/07 |
| 22. | Appalachian State | 41-13 | Baton Rouge | 8/30/08 |
| 23. | North Texas | 41-3 | Baton Rouge | 9/13/08 |
| 24. | Tulane | 35-10 | Baton Rouge | 11/1/08 |
| 25. | Troy | 40-31 | Baton Rouge | 11/15/08 |
| 26. | Washington | 31-23 | Seattle | 9/5/09 |
| 27. | UL-Lafayette | 31-3 | Baton Rouge | 9/19/09 |
| 28. | Tulane | 42-0 | Baton Rouge | 10/31/09 |
| 29. | Louisiana Tech | 24-16 | Baton Rouge | 11/14/09 |
| 30. | #18 North Carolina | 30-24 | Atlanta | 9/4/10 |
| 31. | #21 West Virginia | 20-14 | Baton Rouge | 9/25/10 |
| 32. | McNeese State | 32-10 | Baton Rouge | 10/16/10 |
| 33. | UL-Monroe | 51-0 | Baton Rouge | 11/13/10 |
| 34. | #3 Oregon | 40-27 | Arlington, Texas | 9/3/11 |
| 35. | Northwestern St. | 49-3 | Baton Rouge | 9/10/11 |
| 36. | #16 West Virginia | 47-21 | Morgantown | 9/24/11 |
| 37. | Western Kentucky | 42-9 | Baton Rouge | 11/12/11 |
| 38. | North Texas | 41-14 | Baton Rouge | 9/1/12 |
| 39. | Washington | 41-3 | Baton Rouge | 9/8/12 |
| 40. | Idaho | 63-14 | Baton Rouge | 9/15/12 |
| 41. | Towson | 38-22 | Baton Rouge | 9/29/12 |
| 42. | #20 TCU | 37-27 | Arlington, Texas | 8/31/13 |
| 43. | UAB | 56-17 | Baton Rouge | 9/7/13 |
| 44. | Kent State | 45-13 | Baton Rouge | 9/14/13 |
| 45. | Furman | 48-16 | Baton Rouge | 10/26/13 |
| 46. | #14 Wisconsin | 28-24 | Houston, Texas | 8/30/14 |
| 47. | Sam Houston State | 56-0 | Baton Rouge | 9/6/14 |
| 48. | ULM | 31-0 | Baton Rouge | 9/13/14 |
| 49. | New Mexico State | 63-7 | Baton Rouge | 9/27/14 |
| 50. | Syracuse | 34-24 | Syracuse, N.Y. | 9/26/15 |
| 51. | Eastern Michigan | 44-22 | Baton Rouge | 10/3/15 |

The Streak: By The Numbers

2,066-602

outscored opponents

1,651-342

outscored opponents at home

1,659-467

outscored opponents under Les Miles

8

wins over ranked teams

13

wins over major Power 5 conference opponents

29

times the opponent has been held to 10 points or less

LSU Holds Mississippi State to 43 Rushing Yards, Fewest Amount on the Road Since 2010

LSU's defense limited Mississippi State to 43 total rushing yards on 26 carries, an average of 1.7 yards per rush. It was the fewest rushing yards LSU allowed since the Tigers held North Carolina to 24 on Sept. 4, 2010 in the Chick-fil-A Kickoff Classic in Atlanta, Ga. It was the fewest allowed at an opponent's stadium since South Carolina only had 39 on Oct. 18, 2008. In addition, LSU's defense snapped Mississippi State's streak of 15 straight games with at least 100 rushing yards, and the Tigers limited MSU star quarterback Dak Prescott to a career-low minus-19 rushing yards. Prescott entered the game with 2,005 career rushing yards.

- LSU's **Deion Jones** (12 tackles), **Kendell Beckwith** (11) and **Dwayne Thomas** (10) became the first trio of Tigers to finish with double-digit tackles in the same game since Sept. 21, 2013 when D.J. Welter (11), Lamin Barrow (11) and Kwon Alexander (10) did it against Auburn.
- Three LSU defenders recorded their first career sack against Mississippi State as junior DE **Lewis Neal**, sophomore DT **Davon Godchaux** and freshman DE **Arden Key** all were credited with an unassisted sack of Dak Prescott. Key and Neal both finished with two quarterback hurries as well.

LSU Is 61-0 Under Miles When Rushing For 100 Yards and Holding Opponents To Less Than 100 Yards

One look at LSU's results in relation to rushing the football and it's easy to figure out that head coach **Les Miles** is a former offensive lineman who understands the importance of running the football. In 138 games under Miles, LSU's success is easy to predict when it comes to net rushing yards. Get to 100 yards rushing and LSU will more than likely win as the Tigers are 104-12 under Miles when that happens. Hold the opponent to fewer than 100 yards and the Tigers are 62-5. An even more telling stat is that when LSU rushes for 100-plus yards and holds the opponents to fewer than 100 yards, the Tigers are 61-0. The following is a look at LSU's rushing numbers during the Miles era and have the Tigers have fared in those games:

| Year | LSU 100+ | LSU 100- | Opp 100+ | Opp 100- | LSU 100+/Opp 100- |
|---------------|---------------|-------------|--------------|-------------|-------------------|
| 2005 | 10-0 | 1-2 | 3-1 | 8-1 | 7-0 |
| 2006 | 10-0 | 1-2 | 5-0 | 6-2 | 6-0 |
| 2007 | 11-2 | 1-0 | 3-2 | 9-0 | 8-0 |
| 2008 | 8-3 | 0-2 | 2-5 | 6-0 | 6-0 |
| 2009 | 8-0 | 1-4 | 7-4 | 2-0 | 2-0 |
| 2010 | 11-2 | 0-0 | 7-1 | 5-0 | 5-0 |
| 2011 | 13-0 | 0-1 | 4-1 | 8-0 | 9-0 |
| 2012 | 9-1 | 1-2 | 4-2 | 6-1 | 6-0 |
| 2013 | 10-1 | 0-2 | 6-3 | 4-0 | 4-0 |
| 2014 | 8-3 | 0-2 | 4-4 | 4-1 | 4-0 |
| 2015 | 6-0 | 0-0 | 2-0 | 4-0 | 4-0 |
| Totals | 104-12 | 5-17 | 47-23 | 62-5 | 61-0 |

LSU Is 52-5 Under Les Miles When A Running Back Reaches 100-Yards

LSU is 52-5 under **Les Miles** when a running back reaches 100 yards in a game. Of the running backs who make up the 2015 roster, LSU has 12 career 100-yard games to its credit as **Leonard Fournette** has 11 and **Derrius Guice** has one. Fournette has gone over the 100-yard mark in eight straight games. LSU is 10-1 when Fournette reaches 100 yards, which includes a 6-0 record this year. LSU's only five losses under Miles when having a back reach the 100-yard mark came vs. Notre Dame in 2014 (Leonard Fournette, 143 yards), vs. Clemson in 2012 (Jeremy Hill, 124 yards), Alabama in 2012 (Hill, 107 yards); Georgia in 2008 (Charles Scott, 144 yards) and Arkansas in 2007 (Jacob Hester, 126 yards).

LSU's 58-9 Under Les Miles When Winning The Turnover Battle

LSU is 58-9 under **Les Miles** when winning the turnover battle. Against ranked teams under Miles, LSU is 23-6 when having fewer turnovers than its opponent. LSU defeated No. 18 Auburn, 45-21, and forced two Auburn turnovers while committing none. The only nine losses for the Tigers under Miles when having fewer turnovers than their opponent have come against Mississippi State and Auburn in 2014, Alabama and Clemson in 2012, Arkansas in 2008, Arkansas and Kentucky in 2007, Auburn in 2006 and Tennessee in 2005. In Miles' tenure at LSU, the Tigers have a combined turnover margin of +71. LSU was +20 in 2011 and +16 in 2012, and the Tigers are currently +5 in 2015.

LSU Has Been Ranked in 133 of 138 Games Under Miles

Since **Les Miles** took over at LSU, the Tigers have been represented in the AP and Amway Coaches' Poll 160 of the 168 weeks. The exception came during the final three polls of the 2008 season and five weeks in 2014. In addition, since the start of the 2002 season, LSU has played 167 of 174 games ranked in the top 25, including 133 of 138 games under Miles. LSU has a 105-28 record in games played as a Top 25 team under Miles going into the Western Kentucky game. The only five games that LSU didn't play as a Top 25 team during the Miles era came in 2008 against Arkansas in the regular-season finale and Georgia Tech in the Chick-fil-A Bowl, and in 2014 at Florida, vs. Kentucky and at Texas A&M. This year marked the 15th consecutive season that the Tigers were ranked in the preseason polls as LSU came in at No. 14 in the Associated Press and No. 13 in the Amway Coaches Top 25 polls. The game against Western Kentucky will be the 134th game under Miles in which LSU is ranked.

LSU's Turnover Streak Comes To An End

LSU's streak of games without a turnover came to an end against Eastern Michigan when QB Brandon Harris fumbled after the ball was knocked out of his hands and into the air by an Eastern Michigan defender. This year's team had been

the only LSU team dating back to 1959 that started a season without a turnover over the first three games. Prior to the turnover vs. Eastern Michigan, LSU had gone 228 offensive snaps without a giveaway.

LSU's Defensive TDs

LSU scored the 21 defensive touchdown in the Miles Era on Saturday when LB Deion Jones return an interception 26 yards for a TD in the fourth quarter of the 44-22 win over Eastern Michigan. The following is a look at LSU's defensive touchdowns since 2005:

| Year | Opponent | Play | Results |
|------|------------------|--|-----------------------------------|
| 2015 | Eastern Michigan | Deion Jones 26-yard interception return | LSU def. E. Michigan, 44-22 |
| 2014 | New Mexico St. | Kendell Beckwith 29-yard interception return | LSU def. New Mexico St., 63-7 |
| 2014 | Miss. State | Danielle Hunter 25-yard fumble recovery | LSU lost to Miss. State, 29-34 |
| 2012 | Miss. State | Craig Loston 100-yard interception return | LSU def. Miss. State, 37-17 |
| | Idaho | Ronald Martin 45-yard interception return | LSU def. Idaho, 63-14 |
| | Idaho | Lavar Edwards 23-yard interception return | |
| 2011 | Georgia | Morris Claiborne 45-yard interception return | LSU def. Georgia, 42-10 |
| 2011 | Ole Miss | Ron Brooks 46-yard interception return | LSU def. Ole Miss, 52-3 |
| 2011 | Ole Miss | Kevin Minter 0-yard fumble recovery | |
| 2011 | Auburn | Ron Brooks 28-yard interception return | LSU def. Auburn, 45-10 |
| 2011 | Kentucky | Tyrann Mathieu 23-yard fumble return | LSU def. Kentucky, 35-7 |
| 2010 | ULM | Ron Brooks 32-yard interception return | LSU def. ULM, 51-0 |
| | ULM | Lavar Edwards 29-yard fumble return | |
| 2009 | Washington | Jacob Cutrera 29-yard interception return | LSU def. Washington, 31-23 |
| 2009 | Miss. State | Patrick Peterson 37-yard interception return | LSU def. Miss. State, 30-26 |
| 2008 | Tulane | Chris Hawkins 24-yard fumble return | LSU def. Tulane, 35-10 |
| 2007 | vs. Tennessee | Jonathan Zenon 18-yard interception return | LSU def. Tennessee, 21-14 |
| 2006 | Arizona | Jonathan Zenon 41-yard interception return | LSU def. Arizona, 45-3 |
| 2006 | UL-Lafayette | Jonathan Zenon 20-yard interception return | LSU def. La.-Lafayette, 45-3 |
| 2005 | at Vanderbilt | Ali Highsmith 22-yard fumble return | LSU def. Vanderbilt, 34-6 |
| 2005 | Tennessee | Kenneth Hollis 3-yard interception return | LSU lost to Tennessee, 30-27 (OT) |

True Freshmen Play Big Roles at LSU Under Les Miles

LSU coach **Les Miles** has never shied away from playing true freshmen. In his 11 years with the Tigers, a total of 112 true freshmen have seen action for LSU, including 12 in 2015. Of the 112 true freshmen who have played under Miles, 38 have started at least once during their freshman season.

Most True Freshmen Starters by Year Under Les Miles

| | |
|-------|---|
| 2014: | 6 (Jamal Adams, Malachi Dupre, Leonard Fournette, Davon Godchaux, Brandon Harris, Trey Quinn) |
| 2012: | 6 (Kwon Alexander, Vadal Alexander, Reid Ferguson, Jeremy Hill, Lamar Louis, Jalen Mills) |
| 2015: | 5 (Bry'Kiethon Mouton, Arden Key, Foster Moreau, Maea Teuhema, Kevin Toliver II) |
| 2013: | 5 (Rickey Jefferson, Anthony Jennings, Ethan Pocic, Rashard Robinson, Tre'Davious White) |
| 2006: | 4 (Jacob Cutrera, Richard Dickson, Charles Scott, Keiland Williams) |
| 2010: | 3 (Alfred Blue, Tyrann Mathieu, Eric Reid) |
| 2011: | 3 (Odell Beckham Jr., James Hairston, Jarvis Landry) |
| 2007: | 2 (Drake Nevis, Terrence Toliver) |
| 2008: | 2 (Jordan Jefferson, Deangelo Peterson) |
| 2009: | 2 (Dominique Allen, Rueben Randle) |
| 2005: | 0 |

Colby Delahoussaye Ranks Second in LSU Career FG Percentage

Placekicker **Colby Delahoussaye** is ranked second in LSU history for career field goal percentage. He has booted 24-of-29 field goals for a .828 percentage. He was 11-of-15 in field goal attempts in 2014, including a game-winning, career-long 50-yard attempt at Florida. As a freshman in 2013, Delahoussaye shattered the LSU record for most consecutive field goals to start a career by converting his first nine attempts. The previous record was seven straight by David Browndyke in 1986. Delahoussaye also ranks seventh in LSU history for career PATs made at 90. Delahoussaye is two field goals shy of cracking the Top 10 for most field goals made in a career in LSU history. He has 24 entering his junior season in 2015.

The Aussie Punting Connection

Since the 2011 season, LSU has had the unique connection of having an Australian native punter. Brad Wing, a native of Melbourne, was a 2011 first-team All-American and served as the Tigers' punter in 2012 as well. Senior **Jamie Keehn** took over punting duties in 2013 and enters his third season as punter this year. Keehn, a native of Queensland, is the oldest player on the LSU team after turning 26 on August 4. Keehn did not play high school football and did not start punting until August 2011. Wing and Keehn did not know each other until both arrived at LSU. The Tigers' backup punter is true freshman **Josh Crowden**, a native of Sydney, Australia, who will look to keep the Aussie Connection going in 2016.

Jamie Keehn Ranks Fourth in LSU History in Career Punting Average

Senior punter **Jamie Keehn** is in his third season as LSU's starting punter, and he ranks fourth in program history with a 42.8-yard career punting average. The second-team All-SEC selection in 2014 set the school record with 3,189 punting

CAREER 100-YARD RECEIVING GAMES

#83 Travin Dural • WR (4)

151 vs. #14 Wisconsin, 2014
140 vs. Sam Houston State, 2014
124 vs. Mississippi State, 2014
109 vs. South Carolina, 2015

#15 Malachi Dupre • WR (2)

120 vs. Mississippi State, 2014
115 vs. #8 Florida, 2015

CAREER 100-YARD RUSHING GAMES

#7 Leonard Fournette • RB (11)

244 at Syracuse, 2015
233 vs. Eastern Michigan, 2015
228 vs. #18 Auburn, 2015
180 vs. #8 Florida, 2015
159 at #25 Mississippi State, 2015
158 vs. South Carolina, 2015
146 at Texas A&M, 2014
143 vs. Notre Dame, 2014 (Music City Bowl)
140 at Florida, 2014
122 vs. New Mexico State, 2014
113 vs. #3 Ole Miss, 2014

#5 Derrius Guice • RB (1)

161 vs. South Carolina, 2015

CAREER DOUBLE-DIGIT TACKLE GAMES

#52 Kendell Beckwith • LB (2)

11 at #25 Mississippi State, 2015
11 vs. #3 Ole Miss, 2014

#45 Deion Jones • LB (2)

12 at #25 Mississippi State, 2015
10 vs. #8 Florida, 2015

#92 Lewis Neal • DE (1)

10 vs. #8 Florida, 2015

#13 Dwayne Thomas • CB (1)

10 at #25 Mississippi State, 2015

#33 Jamal Adams • S (1)

10 vs. Notre Dame, 2014 (Music City Bowl)



TIGERS IN THE NFL

| Name | Pos. | Team |
|---------------------|------|----------------------|
| Kwon Alexander | LB | Tampa Bay Buccaneers |
| Joe Barksdale | OT | San Diego Chargers |
| Lamin Barrow | LB | Chicago Bears |
| Odell Beckham Jr. | WR | New York Giants |
| Alfred Blue | RB | Houston Texans |
| Dwayne Bowe | WR | Cleveland Browns |
| Michael Brockers | DT | St. Louis Rams |
| Ron Brooks | CB | Buffalo Bills |
| Morris Claiborne | CB | Dallas Cowboys |
| Jalen Collins | CB | Atlanta Falcons |
| La'El Collins | OL | Dallas Cowboys |
| Glenn Dorsey | DE | San Francisco 49ers |
| Lavar Edwards*** | DE | Dallas Cowboys |
| Ego Ferguson** | DT | Chicago Bears |
| Jeremy Hill | RB | Cincinnati Bengals |
| Kenny Hilliard*** | RB | Houston Texans |
| Danielle Hunter | DE | Minnesota Vikings |
| Tyson Jackson | DE | Atlanta Falcons |
| Ricky Jean Francois | DT | Washington Redskins |
| Donnie Jones | P | Philadelphia Eagles |
| Brandon LaFell* | WR | New England Patriots |
| Jarvis Landry | WR | Miami Dolphins |
| Bennie Logan | DT | Philadelphia Eagles |
| Terrence Magee | RB | Baltimore Ravens |
| Ronald Martin*** | S | New York Jets |
| Tyrann Mathieu | DB | Arizona Cardinals |
| Danny McCray | S | Dallas Cowboys |
| Zach Mettenberger | QB | Tennessee Titans |
| Barkevious Mingo | LB | Cleveland Browns |
| Kevin Minter | LB | Arizona Cardinals |
| Connor Neighbors** | FB | Tennessee Titans |
| Patrick Peterson | CB | Arizona Cardinals |
| Rueben Randle | WR | New York Giants |
| Jermauria Rasco** | LB | Green Bay Packers |
| Eric Reid | S | San Francisco 49ers |
| Stevan Ridley* | RB | New York Jets |
| Perry Riley | LB | Washington Redskins |
| Russell Shepard | WR | Tampa Bay Buccaneers |
| Kelvin Sheppard | LB | Miami Dolphins |
| Tharold Simon** | CB | Seattle Seahawks |
| Trai Turner | OG | Carolina Panthers |
| Spencer Ware | RB | Kansas City Chiefs |
| Andrew Whitworth | OT | Cincinnati Bengals |
| Kyle Williams | DT | Buffalo Bills |
| Brad Wing | P | New York Giants |
| Al Woods | DT | Tennessee Titans |
| James Wright** | WR | Cincinnati Bengals |

*-Physically Unable to Perform

** - Injured Reserve

***-Practice Squad

Colleges with the Most Active NFL Players (Week 1 rosters)

1. LSU - 40

2. Miami - 37

3. USC - 35

t4. Alabama -34

t4. Georgia - 34

yards a year ago and finished with the third-highest average in single-season history at 44.92 yards per punt in 2014.

LSU Has 24 Fourth-Quarter Comebacks Under Les Miles

LSU has won 24 games under **Les Miles** despite trailing in the fourth quarter, including three games in 2014 - the season opener against Wisconsin, at Florida and vs. Ole Miss. Of the 24 wins, 16 have come against Top 25 teams. The following is a look at LSU's fourth quarter comebacks under Miles, how many points the Tigers had to overcome in the final frame to win and the quarterback who engineered the comeback:

| Year | Opponent | Situation | Results | QB |
|------|------------------|--|-------------|---------------|
| 2005 | at Arizona State | scored TD with 1:13 left (LSU trailed 17-7 entering 4Q; LSU scored 28 4Q points) | W, 35-31 | Russell |
| 2005 | Florida | scored TD with 12:35 left (LSU trailed 17-14 in 4Q) | W, 21-17 | Russell |
| 2005 | Auburn | kicked FG with 1:40 left to force OT (LSU trailed 17-14 with less than 5 minutes to play) | W, 20-17 | Russell |
| 2006 | at Tennessee | scored TD with 9 seconds left (LSU trailed 24-21 with less than 8 minutes left in 4Q) | W, 28-21 | Russell |
| 2006 | Ole Miss | scored TD with 14 sec. left to force OT (LSU trailed 20-7 with less than 9 minutes left in 4Q) | W, 23-20 OT | Russell |
| 2007 | Florida | scored TD with 1:06 left (LSU trailed 24-14 to start 4Q) | W, 28-24 | Flynn |
| 2007 | Auburn | scored TD with :01 left (LSU trailed 24-23 with 3:12 left in the 4Q) | W, 30-24 | Flynn |
| 2007 | Alabama | scored TD with 1:26 left (LSU trailed 34-27 with 4:53 left in 4Q) | W, 41-34 | Flynn |
| 2007 | Tennessee | scored TD with 9:54 left (LSU trailed 14-13 with less than 10 minutes left in 4Q) | W, 21-14 | Perrilloux |
| 2008 | at Auburn | scored TD with 1:03 left (LSU trailed 21-20 with 4:00 left in 4Q) | W, 26-21 | Lee |
| 2008 | Troy | scored go-ahead TD with 4:50 left (LSU trailed 31-10 to start 4Q) | W, 40-31 | Lee |
| 2009 | at Georgia | scored go ahead TD with 0:46 left (LSU trailed 13-12 with 1:09 left) | W, 20-13 | Jefferson |
| 2009 | Arkansas | kicked FG w/ 4 sec. left to force OT (LSU trailed 30-27 with 1:18 left) | W, 33-30 | Jefferson |
| 2010 | Tennessee | scored TD with 0:00 left in 4Q (LSU trailed from 11:34 left in game to final play) | W, 16-14 | Lee/Jefferson |
| 2010 | at Florida | scored TD with 0:06 left in 4Q (LSU trailed 29-26 with 3:21 left in game) | W, 33-29 | Lee |
| 2010 | Alabama | scored go ahead TD w/ 8:13 left in 4Q | W, 24-21 | Jefferson |
| 2010 | Ole Miss | (LSU trailed 36-35 with 4:57 left in game) | W, 43-36 | Jefferson |
| 2011 | at Alabama | trailed 6-3 to start 4Q | W, 9-6 OT | Jefferson |
| 2012 | South Carolina | kicked FG with 6:37 left to take lead (LSU trailed 14-10 entering 4Q) | W, 23-21 | Mettenberger |
| 2012 | Ole Miss | scored go ahead TD w/15 seconds left in 4Q (LSU trailed 28-20 entering 4Q and 35-28 with 11:11 to play) | W, 41-35 | Mettenberger |
| 2013 | Arkansas | scored go-ahead TD w/1:15 left in 4Q (LSU trailed 27-21 to start 4Q) | W, 31-27 | Jennings |
| 2014 | vs. Wisconsin | scored go-ahead TD w/9:41 left in 4Q (LSU trailed 24-13 to start 4Q) | W, 28-24 | Jennings |
| 2014 | at Florida | kicked FG w/ 3 sec. left to take lead (LSU trailed 24-20 w/ 6:10 left in 4Q) | W, 30-27 | Jennings |
| 2014 | Ole Miss | scored go ahead TD w/5:07 left in 4Q (LSU trailed 7-3 to start 4Q) | W, 10-7 | Jennings |

LSU Has FBS' Best Record When Trailing in the Fourth Quarter Since 2005

Since head coach **Les Miles'** first season at LSU in 2005, no team has a better record in games when trailing in the fourth quarter. Here is a look at the Top 5 teams with the best record when trailing in the fourth quarter since 2005:

| Team | W-L Record | Win Pct. |
|---------------|------------|----------|
| LSU | 24-24 | .500 |
| Florida State | 20-38 | .345 |
| Boise State | 9-19 | .321 |
| Texas | 18-40 | .310 |
| Clemson | 17-39 | .304 |

Harris Continued First Tiger Stadium Start Win Streak Against Auburn

LSU sophomore QB **Brandon Harris** made his first Tiger Stadium start against Auburn on Sept. 19. Harris helped the

Tigers beat Auburn, 45-21. LSU quarterbacks in their first Tiger Stadium start have won 12 consecutive games, a streak that dates back to the 2002 season. The last time an LSU quarterback lost his first start in Tiger Stadium came in 1999 when Josh Booty and the Tigers dropped a 31-10 decision to eighth-ranked Florida. Here's a look at the current 12-game winning streak by LSU quarterbacks in their first Tiger Stadium start:

| Year | Player | Opponent (Results) | Stats |
|------|-------------------|------------------------------|--|
| 2015 | Brandon Harris | Auburn (W, 45-21) | 12-of-17, 74 yards, 1 TD, 66 rush yards, 2 TDs |
| 2014 | Anthony Jennings | Sam Houston State (W, 56-0) | 7-of-13, 188 yards, 3 TDs, 43 rush yards |
| 2012 | Zach Mettenberger | North Texas (W, 41-14) | 19-of-26, 192 yards, 1 TD, 1 Int. |
| 2009 | Jordan Jefferson | Vanderbilt (W, 23-9) | 20-of-29, 138 yards, 10 rush yards |
| 2008 | Jarrett Lee | Miss. State (W, 34-24) | 18-of-27, 261 yards, 2 TDs, 1 Int. |
| 2008 | Andrew Hatch | Appalachian State (W, 41-13) | 7-of-14, 77 yards, 1 TD, 43 rush yards |
| 2007 | Ryan Perrilloux | Middle Tennessee (W, 44-0) | 20-of-25, 298 yards, 3 TDs, 37 rush yards |
| 2007 | Matt Flynn | Virginia Tech (W, 48-7) | 17-of-27, 217 yards, 2 TDs, 1 rush TD |
| 2004 | JaMarcus Russell | Vanderbilt (W, 24-7) | 2-of-5, 24 yards, 13 rush yards |
| 2002 | Rick Clausen | Ole Miss (W, 14-13) | 2-of-6, 9 yards, 1 Int. |
| 2002 | Marcus Randall | South Carolina (W, 38-14) | 12-of-23, 183 yards, 36 rush yards, 1 TD |
| 2002 | Matt Mauck | The Citadel (W, 35-10) | 8-of-18, 90 yards, 1 Int. 1 rush TD |

Les Miles' Achievements at LSU

The following is a quick look at **Les Miles'** notable accomplishments during his 11 years and 138 games (109-29 record) as head coach of the Tigers:

- After defeating Florida 30-27 on Oct. 11, 2014, Miles became only the second coach in LSU history to earn 100 victories. Charles McClendon tallied 137 in his tenure at LSU.
- Miles recorded 100 wins at LSU in only 126 games. It took McClendon 141 games to reach the historic milestone at LSU.
- In fact, Miles became the third-fastest coach in SEC history to reach 100 wins behind only Steve Spurrier (120 games) and Robert Neyland (121).
- With the win over Mississippi State in 2013, Miles became the quickest LSU coach to reach 90 victories doing so in 112 games. It took Charles McClendon 124 games to reach that milestone.
- Also the fastest coach in LSU history to 10 wins (11 games), 20 wins (24 games), 30 wins (35 games), 40 wins (48 games), 50 wins (63 games), 60 wins (76 games), 70 wins (87 games), and 80 wins (98 games) in school history
- With 10 or more wins seven times at LSU, Miles joined Bear Bryant (13 at Alabama), Steve Spurrier (9 at Florida), Philip Fulmer (9 at Tennessee), Mark Richt (9 at Georgia), Vince Dooley (7 at Georgia) and Nick Saban (7 at Alabama) as the only coaches in SEC history to have seven or more 10-win seasons at the same school.
- Led LSU to only 12-0 and 13-0 records in school history in 2011...Led LSU to first 11-0 start since 1958 in 2011.
- Led LSU to 10-1 start three times in a 6-year span from 2005-10 ('05, '07, '10)
- Only coach in LSU history to beat Auburn, Florida and Alabama in same season, and he's done it 3 times (2005, '07, '11)
- Only coach in LSU history to beat Florida and Tennessee in the reg. season during the same year; twice: 2010, '11.
- Became the first first-year coach in SEC history to lead team to league's title game (2005).
- Has 16 wins over coaches who have won national titles.
- Coached LSU to 10-plus wins in 4 straight seasons, a first at the school, and to seven overall (the most at the school).
- Only coach in LSU history to lead Tigers to three straight top five final rankings (2005, 2006, 2007).

17 Tigers Have Seen Their First Career Playing Time This Season

A total of 17 Tigers have seen the field for the first time this season, including 12 true freshmen: 1 **Donte Jackson** (KOR/CB), 2 **Kevin Toliver II** (CB), 3 **Tyron Johnson** (WR), 4 **Nick Brossette** (RB), 5 **Derrius Guice** (RB), 32 **Tony Upchurch** (FB), 43 **Foster Moreau** (special teams), 45 **Josh Tharp** (TE), 47 **Bry'Kiethon Mouton** (FB), 49 **Arden Key** (DE), 51 **Jonathan Rucker** (LB), 64 **William Clapp** (OG), 66 **Toby Weathersby** (OL/special teams), 75 **Maea Teuhema** (OG), 78 **Garrett Brumfield** (OG), 86 **Jazz Ferguson** (WR) and 94 **Isaiah Washington** (DE).

12 First-Time Starters

Twelve LSU players have made their first career starts this season (6 on offense, 6 on defense). FB **Bry'Kiethon Mouton** was the latest to add his name to the list as he started versus Florida. Mouton, DE **Arden Key**, TE **Foster Moreau**, CB **Kevin Toliver II** and OG **Maea Teuhema** are the five true freshmen who have started this season for LSU. Here is a look at first-time starters in 2015:

| Game | No. First-Time Starters (Players) |
|--------------------------|---|
| at #25 Mississippi State | 7 (OG Boutte, OG Clapp, FB Moore, DE Bower, DE Neal, Nickel D. Thomas, CB Toliver II) |
| vs. #18 Auburn | 1 (OG M. Teuhema) |
| at Syracuse | 2 (LB D. Alexander, TE Moreau) |
| vs. Eastern Michigan | 1 (DE Key) |
| vs. #8 Florida | 1 (FB Mouton) |

LSU Features Three College Graduates on the Roster

Three current LSU players have already earned their undergraduate degree at the university. **Reid Ferguson**, **Brad Kragthorpe** and **Christian Pittman** graduated in spring 2015 and are seniors on the 2015 football squad. Ferguson earned his degree in sport administration, while Kragthorpe earned his degree in general business and Pittman graduated with a degree in sociology.

SPECIAL TEAMS TDs UNDER MILES

LSU has recorded 24 special teams touchdown under **Les Miles**, including most recently when Trent Domingue ran 16 yards for a touchdown on a fake field goal vs. Florida in 2015. LSU has scored at least one special teams touchdown in all 11 seasons under Miles. LSU is 21-2 in games when scoring a special teams touchdown. The following is a breakdown of LSU's special teams touchdowns under Miles:

2015, Florida Trent Domingue 16-yard run on fake field goal
LSU def. Florida, 35-28

2015, Syracuse Tre'Davious White 69-yard punt return
LSU def. Syracuse, 34-24

2014, Notre Dame Leonard Fournette 100-yard kickoff return
LSU lost to Notre Dame, 31-28

2014, Kentucky Tre'Davious White 67-yard punt return
LSU def. Kentucky, 41-3

2013, UAB Odell Beckham Jr. 100-yard missed field goal return
LSU def. UAB, 56-17

2012, Ole Miss Odell Beckham Jr. 89-yard punt return
LSU def. Ole Miss, 41-35

2012, North Texas Odell Beckham Jr. 70-yard punt return
LSU def. North Texas, 41-14

2011, Georgia Tyrann Mathieu 62-yard punt return
LSU def. Georgia, 42-10

2011, Arkansas Tyrann Mathieu 92-yard punt return
LSU def. Arkansas, 41-17

2011, West Virginia Morris Claiborne 99-yard kickoff return
LSU def. West Virginia, 47-21

2011, Oregon Tyrann Mathieu 3-yard return of a fumbled punt
LSU def. Oregon, 40-27

2010, North Carolina Patrick Peterson 87-yard punt return
LSU def. North Carolina, 30-24

2010, West Virginia Patrick Peterson 60-yard punt return
LSU def. West Virginia, 20-14

2009, Miss. State Chad Jones 93-yard punt return
LSU def. Miss. State, 30-26

2009, Ole Miss Patrick Peterson 53-yard return of a blocked FG
LSU lost to Ole Miss, 25-23

2009, Arkansas Trindon Holliday 87-yard punt return
LSU def. Arkansas, 33-30 (OT)

2008, North Texas Trindon Holliday 92-yard punt return
LSU def. North Texas, 41-3

2007, South Carolina Colt David 15-yard run on fake field goal
LSU def. South Carolina, 28-16

2007, Ole Miss Trindon Holliday 98-yard kickoff return
LSU def. Ole Miss, 41-24

2006, Fresno State Craig Davis 77-yard punt return
LSU def. Fresno State, 34-6

2006, Arkansas Trindon Holliday 92-yard kickoff return
LSU def. Arkansas, 31-26

2005, Arizona State Mario Stevenson 55-yard return of a blocked FG
LSU def. Arizona State, 35-31

2005, Arizona State Craig Steltz 29-yard return of a blocked punt
LSU def. Arizona State, 35-31

2005, Auburn Skyler Green 66-yard punt return
LSU def. Auburn, 20-17 (OT)

TRUE FRESHMEN UNDER LES MILES

LSU coach **Les Miles** has never shied away from playing true freshmen. In his 11 years with the Tigers, a total of 112 true freshmen have seen action for LSU, including 12 in 2015. Here's the list of true freshmen who have played in their first year at LSU:

| Year | Name |
|------|---|
| 2005 | (2) LB Darry Beckwith and RB Steven Korte |
| 2006 | (10) WR/RS Trindon Holliday, RB Charles Scott, DB Danny McCray, LB Jacob Cutrera, LB Perry Riley, TE Richard Dickson, WR Chris Mitchell, WR Jared Mitchell, DT Al Woods, and RB Keiland Williams. |
| 2007 | (7) PK Josh Jasper, PK Andrew Crutchfield, LT Jarvis Jones, RT Joseph Barksdale, WR Terrence Toliver, DB Chad Jones, DT Drake Nevis. |
| 2008 | (8) CB Patrick Peterson, CB Brandon Taylor, LB Ryan Baker, DB Karnell Hatcher, OT Greg Shaw, WR Deangelo Peterson, QB Jordan Jefferson, DB Derrick Bryant |
| 2009 | (6) WR Rueben Randle, S Craig Loston, DT Josh Downs, CB Morris Claiborne, QB/WR Russell Shepard, FB Dominique Allen |
| 2010 | (12) RB Alfred Blue, WR Kadron Boone, CB Tyrann Mathieu, FB Connor Neighbors, S Eric Reid, DB Tharold Simon, S Ronnie Vinson, RB Spencer Ware, WR James Wright, LB Luke Muncie, DE Justin Maclin, FB J.C. Copeland |
| 2011 | (9) WR Odell Beckham Jr., OG La'el Collins, PK James Hairston, RB Kenny Hilliard, DT Anthony Johnson, WR Jarvis Landry, RB Terrence Magee, DE Jermauria Rasco, S Ronald Martin |
| 2012 | (15) LB Kwon Alexander, OT Vadal Alexander, CB Jalen Mills, P Jamie Keehn, S Jerquinick Sandolph, LB Deion Jones, SNP Reid Ferguson, DL Danielle Hunter, LB Ronnie Feist, LB Lorenzo Phillips, S Corey Thompson, TE Dillon Gordon, CB Dwayne Thomas, LB Lamar Louis, RB Jeremy Hill. |
| 2013 | (14) LB Kendell Beckwith, DE Tashawn Bower, RB Jeryl Brazil, OT Josh Boutte, DB Rickey Jefferson, QB Anthony Jennings, FB Melvin Jones, DT Christian LaCouture, DE Lewis Neal, C Ethan Pocic, LB Duke Riley, CB Rashard Robinson, TE DeSean Smith, CB Tre'Davious White |
| 2014 | (17) S Jamal Adams, LB Donnie Alexander, DE Deondre Clark, RB Leonard Fournette, PK Cameron Gamble, LB Clifton Garrett, DT Davon Godchaux, QB Brandon Harris, CB Ed Paris, WR Trey Quinn, WR Malachi Dupre, RB Darrel Williams, S Devin Voorhies, CB Russell Gage, WR D.J. Chark, DE Sione Teuhema, S John Battle |
| 2015 | (12) RB Nick Brossette, WR Jazz Ferguson, RB Derrius Guice, DB Donte Jackson, WR Tyron Johnson, DE Arden Key, TE Foster Moreau, FB Bry'Kiethon Mouton, OG Maea Teuhema, CB Kevin Toliver II, DE Isaiah Washington, OL Toby Weathersby |

LSU Hosted South Carolina's Home Game in Tiger Stadium

Due to the tragic flooding in South Carolina, the game against the Gamecocks was moved from Williams-Brice Stadium to Baton Rouge and Tiger Stadium. Despite traveling to Baton Rouge, South Carolina will be considered the home team. This is not the first time under **Les Miles** that LSU has had a game move to a different venue because of weather issues. In Miles' first game as head coach of the Tigers, LSU was forced to move its season opener against Arizona State from Tiger Stadium to Sun Devil Stadium on Sept. 10, 2005 because of the effects of Hurricane Katrina.

LSU's Game Vs. McNeese Canceled, Ruled No Contest

LSU's original 2015 season opener against McNeese State on Sept. 5 was canceled and ruled no contest after bad weather, specifically lightning, refused to leave the area throughout the night. The Tigers and Cowboys played nearly five minutes of the first quarter before lightning chased the teams off the field at 6:50 p.m. CT. Nearly four hours later at 10:36 p.m., officials canceled the game. It will not be made up. The game is believed to be the first in LSU history to be canceled after play began (the original delay came with 10:08 left in the first quarter). Because the game was ruled no contest, the Mississippi State game will be considered the season opener.

LSU: The SEC's Winningest Team Since 2005

LSU is the winningest program in the SEC since the start of **Les Miles'** tenure as head coach in 2005 as the Tigers have posted a 109-29 mark during that span. The 109 victories for LSU are nine better than Florida, while the Tigers are also tops in final poll rankings. LSU is also fourth nationally in wins since 2005 behind only Boise State (118), Ohio State (117) and Oregon (110).

| Team | W-L | Bowls | SEC Titles | Top 25 |
|-------------------|--------|-------|------------|--------|
| LSU | 109-29 | 10 | 2 | 8 |
| Florida | 100-36 | 9 | 2 | 6 |
| Georgia | 99-40 | 10 | 1 | 7 |
| Auburn | 91-44 | 8 | 2 | 6 |
| Alabama | 92-27 | 10 | 3 | 7 |
| South Carolina | 87-49 | 9 | 0 | 4 |
| Arkansas | 72-60 | 6 | 0 | 3 |
| Mississippi State | 69-63 | 6 | 0 | 2 |
| Tennessee | 67-64 | 5 | 0 | 2 |
| Ole Miss | 63-68 | 5 | 0 | 3 |
| Kentucky | 57-73 | 5 | 0 | 0 |
| Vanderbilt | 54-74 | 4 | 0 | 2 |

Wins Since 2005 (Nationally)

| | |
|---------------|-----|
| Boise State | 118 |
| Ohio State | 117 |
| Oregon | 110 |
| LSU | 109 |
| TCU | 107 |
| Oklahoma | 106 |
| Wisconsin | 103 |
| Southern Cal | 101 |
| Florida | 100 |
| Georgia | 99 |
| Virginia Tech | 98 |
| Texas | 96 |

LSU Leads All Colleges With 40 Players on NFL Rosters

LSU led all colleges with 40 players on NFL opening weekend rosters, the NFL announced at the conclusion of the first week of competition. The 40 active NFL players in week one put the Tigers ahead of Miami (37), USC (35), Alabama (34) and Georgia (34). LSU also led the NFL in number of defensive tackles with seven and defensive backs with 10.

LSU Is DBU

Since 2007, LSU leads the nation in number of defensive backs selected in the NFL Draft with 13. Alabama is the next closest with 12. The Tigers have produced a defensive back selection in eight of the last nine drafts. A total of 10 former LSU defensive backs are on current NFL rosters after Week 1 of the 2015 NFL season, most of any college in the nation.

This Day vs. Night Thing In Tiger Stadium

The facts indicate that LSU plays better at night in Tiger Stadium than they do during the day. The numbers show that since 1960, LSU is 238-63-4 (.787) at night under the lights compared to a 34-25-3 (.573) mark in Tiger Stadium during the day. Since 2000, LSU is 96-14 (.873) overall at home, which includes a 72-8 (.900) mark at night in Tiger Stadium and a 24-6 (.800) record during the day. Prior to 2000, LSU had only won 10 games at home during the day in 32 tries. From 1960 to 1999, LSU posted a 10-19-3 (.359) record at home during the day. The following is a breakdown of LSU's night record, day record and overall record in Tiger Stadium since 1960:

| Decade | Record at Night | Record during the day | Overall Tiger Stadium Record |
|---------------|-----------------|-----------------------|------------------------------|
| 1960-69 | 47-9-2 | 2-2-1 | 49-11-3 |
| 1970-79 | 51-12-1 | 1-2 | 52-14-1 |
| 1980-89 | 38-16-1 | 3-5-2 | 41-21-3 |
| 1990-99 | 30-18 | 4-10 | 34-28 |
| 2000-09 | 49-5 | 11-6 | 60-11 |
| 2010-15 | 23-3 | 13-0 | 36-3 |
| Totals | 238-63-4 | 34-25-3 | 272-88-7 |

Tiger Stadium Top 10 Attendances

| No. | Att. | Opponent | Date | Results |
|-----|----------------|-------------------------|-----------------------|-------------------|
| 1. | 102,321 | Florida | Oct. 17, 2015 | Won, 35-28 |
| | 102,321 | Eastern Michigan | Oct. 3, 2015 | Won, 44-22 |
| | 102,321 | Auburn | Sept. 19, 2015 | Won, 45-21 |
| | 102,321 | Alabama | Nov. 8, 2014 | Lost, 20-13 (OT) |
| | 102,321 | Ole Miss | Oct. 25, 2014 | Won, 10-7 |
| | 102,321 | Mississippi State | Sept. 20, 2014 | Lost, 34-29 |
| 7. | 101,987 | New Mexico State | Sept. 27, 2014 | Won, 63-7 |
| 8. | 101,581 | Kentucky | Oct. 18, 2014 | Won, 41-3 |
| 9. | 101,194 | ULM | Sept. 13, 2014 | Won, 31-0 |
| 10. | 100,338 | Sam Houston St. | Sept. 6, 2014 | Won, 56-0 |
| 11. | 93,374 | Alabama | Nov. 3, 2012 | Lost, 21-17 |
| 12. | 93,129 | Florida | Oct. 10, 2009 | Lost, 13-3 |

BOLD indicates current season.

CAREER RECORD BOOK

Career 100-Yard Rushing Games

| Name | 100-Yard Games |
|---|----------------|
| 1. Kevin Faulk (1995-98) | 22 |
| 2. Charles Alexander (1975-78) | 20 |
| 3. Dalton Hilliard (1982-85) | 19 |
| t4. Leonard Fournette (2014-present) | 11 |
| Jeremy Hill (2012-13) | 11 |

Consecutive 100-Yard Rushing Games

| Name | Season(s) | 100-Yard Games |
|-----------------------------|----------------|----------------|
| 1. Charles Alexander | 1977-78 | 9 |
| 2. Leonard Fournette | 2014-15 | 8 |
| 3. Kevin Faulk | 1997 | 5 |

Career 200-Yard Rushing Games

| Name | 200-Yard Games |
|--|----------------|
| 1. Kevin Faulk (1995-98) | 4 |
| 2. Leonard Fournette (2014-present) | 3 |
| 3. Charles Alexander (1975-78) | 2 |

Career Rushing Yards Per Game Average

| Name | Avg. (Games) |
|--|-------------------|
| 1. Leonard Fournette (2014-present) | 117.7 (19) |
| 2. Kevin Faulk (1995-98) | 111.2 (41) |
| 3. Jeremy Hill (2012-13) | 93.7 (23) |
| 4. Dalton Hilliard (1982-85) | 92.0 (44) |
| 5. Charles Alexander (1975-78) | 91.7 (44) |

Career Rushing Touchdowns

| Name | Touchdowns |
|---|------------|
| 1. Kevin Faulk (1995-98) | 46 |
| 2. Dalton Hilliard (1982-85) | 44 |
| ----- | |
| 7. Jeremy Hill (2012-13) | 28 |
| t8. Kenny Hilliard (2011-14) | 27 |
| Harvey Williams (1986-90) | 27 |
| Garry James (1982-85) | 27 |
| Leonard Fournette (2014-present) | 24 |

Career Punting Average

| Name | Avg. |
|--------------------------------------|-------------|
| 1. Brad Wing (2011-12) | 44.6 |
| 2. Patrick Fisher (2004-07) | 44.1 |
| 3. Chad Kessler (1994-97) | 42.9 |
| 4. Jamie Keehn (2012-present) | 42.8 |
| 5. Derek Helton (2009-10) | 42.4 |
| 6. Donnie Jones (2000-03) | 42.0 |

Career 100-Yard Receiving Games

| Name | 100-Yard Games |
|--|----------------|
| 1. Josh Reed (1999-2001) | 18 |
| ----- | |
| t10. Rueben Randle (2009-11) | 5 |
| Terrence Toliver (2007-10) | 5 |
| Abram Booty (1997-99) | 5 |
| Tommy Morel (1966-68) | 5 |
| 14. Travin Dural (2013-present) | 4 |

Career Field Goal Percentage

| Name | Percentage (FGs) |
|---|---------------------|
| 1. Josh Jasper (2008-10) | .839 (47-56) |
| 2. Colby Delahoussaye (2013-present) | .828 (24-29) |
| 3. David Browndyke (1986-89) | .813 (61-75) |
| 4. David Johnston (1980-81) | .800 (16-20) |

LSU's 20-Plus Yards Play Breakdown

| BY PLAY | |
|------------|----|
| Pass..... | 12 |
| Rush..... | 22 |
| TOTAL..... | 34 |

BY GAME

| | |
|----------------------------|---|
| at Mississippi State | 4 |
| vs. Auburn..... | 7 |
| at Syracuse | 5 |
| vs. Eastern Michigan | 6 |
| vs. South Carolina..... | 9 |
| vs. Florida | 3 |

BY QUARTER

| | |
|-----------|----|
| 1st | 8 |
| 2nd | 9 |
| 3rd | 13 |
| 4th..... | 4 |

RUSHING

| | |
|-------------------------|----|
| Leonard Fournette | 13 |
| Derrius Guice..... | 4 |
| Brandon Harris..... | 3 |
| Darrel Williams..... | 2 |

PASSING

| | |
|---------------------|----|
| Brandon Harris..... | 12 |
|---------------------|----|

RECEIVING

| | |
|---------------------|---|
| Malachi Dupre | 6 |
| Travin Dural | 4 |
| Colin Jeter | 1 |
| DeSean Smith..... | 1 |

20 OR MORE YARD TOUCHDOWNS

| | |
|-------------------------|---|
| Leonard Fournette | 6 |
| Malachi Dupre | 1 |
| Travin Dural | 1 |
| Brandon Harris..... | 1 |

LSU's 20-Plus Yards Plays of 2015

| Yards | Type | Player | Opponent | Qtr. |
|-------|------|-----------------------------------|----------|------|
| 87 | Run | Leonard Fournette | USC | 3* |
| 75 | Run | Leonard Fournette | EMU | 3* |
| 71 | Run | Leonard Fournette | AU | 1 |
| 62 | Pass | Travin Dural from Brandon Harris | USC | 3* |
| 62 | Run | Leonard Fournette | SU | 3* |
| 52 | Pass | Malachi Dupre from Brandon Harris | UF | 2 |
| 51 | Pass | Travin Dural from Brandon Harris | SU | 4 |
| 50 | Pass | Malachi Dupre from Brandon Harris | UF | 2* |
| 48 | Run | Leonard Fournette | SU | 1 |
| 42 | Pass | Malachi Dupre from Brandon Harris | SU | 3 |
| 40 | Run | Darrel Williams | EMU | 3 |
| 40 | Run | Leonard Fournette | AU | 2* |
| 39 | Run | Derrius Guice | USC | 4 |
| 33 | Run | Brandon Harris | AU | 2 |
| 30 | Run | Leonard Fournette | SU | 4 |
| 29 | Run | Leonard Fournette | AU | 3* |
| 29 | Run | Derrius Guice | AU | 3 |
| 28 | Pass | Malachi Dupre from Brandon Harris | USC | 2 |
| 28 | Pass | Colin Jeter from Brandon Harris | EMU | 2 |
| 27 | Pass | Malachi Dupre from Brandon Harris | USC | 4 |
| 27 | Run | Darrel Williams | USC | 3 |
| 27 | Pass | Travin Dural from Brandon Harris | EMU | 1 |
| 27 | Run | Brandon Harris | AU | 1 |
| 26 | Run | Leonard Fournette | MSU | 1* |
| 25 | Run | Leonard Fournette | UF | 2 |
| 25 | Run | Derrius Guice | USC | 3 |
| 23 | Pass | DeSean Smith from Brandon Harris | MSU | 1 |
| 23 | Run | Leonard Fournette | EMU | 2 |
| 21 | Run | Brandon Harris | EMU | 1* |
| 20 | Run | Derrius Guice | USC | 3 |
| 20 | Pass | Travin Dural from Brandon Harris | USC | 2 |
| 20 | Pass | Malachi Dupre from Brandon Harris | MSU | 1 |
| 20 | Run | Leonard Fournette | AU | 3 |
| 20 | Run | Leonard Fournette | MSU | 3 |

*Denotes play resulted in touchdown.

GAME-BY-GAME NOTABLES

| Opponent | Captains | Coin Toss | Kickoff/Receive | LSU 1st Poss. | Game Time (CT) | Game Length | Jerseys | Result |
|----------------------|---|-----------|-----------------|---------------|----------------|-------------|---------|----------|
| at Mississippi State | Alexander, Hawkins, Jones, Beckwith, Keehn, Riley | Won | Kickoff | Punt | 8:20 p.m. | 3:30 | White | W, 21-19 |
| Auburn | Pocic, Gordon, Fournette, White, LaCouture, Jefferson | Lost | Receive | Touchdown | 2:39 p.m. | 3:13 | White | W, 45-21 |
| at Syracuse | Adams, Domingue, Dural, Neal, Pocic, Riley | Won | Kickoff | Punt | 11:01 a.m. | 3:43 | White | W, 34-24 |
| Eastern Michigan | Dupre, Harris, Gilmore, White, Moore | Won | Kickoff | Touchdown | 6:02 p.m. | 3:14 | Purple | W, 44-22 |
| South Carolina | Fournette, Alexander, Neal, Riley, Keehn | Won | Kickoff | Touchdown | 2:36 p.m. | 3:16 | Purple | W, 45-24 |
| Florida | Beckwith, R. Ferguson, Gordon, Pocic, Williams | Won | Kickoff | Punt | 6:10 p.m. | 3:#5 | White | W, 35-28 |

WE ARE LSU

FORBES RANKS LSU TOP 5

In Forbes Magazine's latest study in 2014, LSU was ranked as the nation's fifth-most valuable football team with a worth of \$103 million. Forbes ranked LSU as the fourth-most valuable football franchise in 2012 and 2013, clearly stating LSU is one of college football's most valuable teams.

Of LSU, Forbes said, "we apply the heaviest weight to money that goes towards academic programming, which includes both football scholarships and direct contributions to university initiatives like a library fund or non-athletic scholarship programs. A shining example of this is LSU, which last year contributed over \$7 million to academic programming."

Forbes said in its report that "athletic value, which is next in the weighting order, is the remaining football profit that goes toward supporting non-revenue sports like softball and soccer. The final two areas, conference and community, are comprised of money earned from playing in bowl games and the economic impact generated by home football games, respectively."

LSU set a school-record for attendance in 2014 as the Tigers averaged 101,723 fans for the seven home games. Overall, LSU drew a total of 712,063 fans to Tiger Stadium in 2014, the most combined fans for home games in school history.

LSU ATHLETICS TRANSFERS \$10 MILLION TO UNIVERSITY

The LSU Athletic Department will transfer over \$10 million this fiscal year to other components of the university for use in supporting LSU's academic, research, public service and other missions, Vice Chancellor and Director of Athletics Joe Alleva announced in August.

"Our athletic department is sincerely committed to supporting the academic mission of the university, and we're extremely proud to transfer over \$10 million this year," Alleva said. "These funds provide vital resources for our students, faculty and staff, and they help to sustain LSU as one of the top research institutions in the country."

The athletic department has contributed a total of \$43.5 million to the LSU-Baton Rouge campus over the past five fiscal years.

Beginning in 2012, the athletic department has annually presented \$7.2 million to the university in accordance with the Athletics Fund Transfer Policy approved by the LSU Board of Supervisors. The policy states that in years in which LSU Athletics yields a surplus, a portion of the surplus in addition to the \$7.2 million may be provided to the university.

The surplus produced by the athletic department in fiscal year 2014-15 will allow an additional \$2.85 million to be channeled to the university, creating a total fund transfer this year of \$10.05 million.

LSU ATHLETICS ON ELITE LIST

When LSU advanced to the College World Series in June they added the school's name to an elite list of universities that have played in a bowl game, reached the NCAA Tournament in both men's and women's basketball and advanced to the College World Series in both softball and baseball in the same athletic season.

LSU became only the third school to do it, joining Florida State and Texas. Florida State was the first to pull the rare accomplishment, doing so in 1991. Texas did it in back-to-back years in 2004 and 2005. It had been 10 years since a school last pulled the rarity until the Tigers beat Louisiana-Lafayette to earn the school's 17th appearance in the College World Series in Omaha over the summer.

LSU is also the only school in the history of the Southeastern Conference to pull this accomplishment.

The 2014-15 athletic year saw the LSU football team play in the Music City Bowl, the LSU men's and women's basketball teams both were participants in the NCAA Basketball Tournament in March and the LSU softball team tied for third at the Women's College World Series in Oklahoma City.

LSU ONE OF JUST 24 ATHLETIC DEPARTMENTS TO TURN PROFIT IN 2014

According to a new report from the NCAA, LSU is one of only 24 university athletic departments across the country in the NCAA Football Bowl Subdivision turned a profit last year. The LSU athletic department is completely self-sufficient and receives no subsidies from the state or the institution meaning it operates with no tax dollars or student fees.

LSU Athletics spent a total of \$127.6 million last year and brought in revenues of \$133.7 million, ending the year with a profit of about \$6.1 million.

According to the NCAA report, the average FBS school spent \$14.7 million to help subsidize its athletic department last year, up from an average of \$11 million in 2013. In August, the LSU Athletic Department announced it will transfer a little over \$10 million this fiscal year to support LSU's academic, research, public service and other missions at the flagship campus in Baton Rouge. The transfer brings to \$43.5 million the total amount the athletic department has given to the university over the past five years—surpassing a goal set in 2012 to give \$36 million over five years.

LSU RANKED IN TOP TIER OF U.S. NEWS & WORLD REPORT'S 2016 RANKINGS

In U.S. News & World Report's 2016 edition of Best Colleges, LSU is ranked in the top tier for "Best National Universities" for the eighth straight year and is ranked 62nd overall among public universities.

"LSU has consistently been ranked in the top tier of the best national universities, and our graduates show that LSU is among the nation's best values in higher education," said LSU President F. King Alexander. "The real value of a university can be seen in such measures as tuition rates, levels of student indebtedness and career outcomes, and these are the important measures that parents and potential students need when making their college decisions."

LSU provides students with a great start to their careers by helping to ensure they graduate with little-to-no debt, and, according to Payscale.com's 2015-16 College Salary Report, the average starting salaries of LSU graduates is \$50,400, placing the university 18th in the nation among its 50 public flagship peers.

"Among our SEC peers, LSU is the third highest in starting career salaries and first in least amount of student debt," Alexander said. "At LSU, we are committed to providing exceptional, affordable and accessible higher education, and sharing these types of student outcomes in as transparent a manner as possible."

In the 2016 edition of U.S. News & World Report's Best Colleges, LSU's ranking in the "Best National Universities" category moved up to 129 overall and is tied with five other schools: Arizona State University, University at Albany-SUNY, University of Arkansas, University of Illinois-Chicago and University of Kentucky.

The university also appeared on U.S. News & World Report's list of "A-Plus Schools for B Students," and both the LSU E. J. Ourso College of Business and LSU College of Engineering undergraduate programs are ranked in the top 50 among public universities. Engineering is ranked 49th in the Best Undergraduate Engineering Programs, and business is ranked 50th in the Best Undergraduate Business Programs.

LSU's value isn't limited to the flagship campus. In "Payback Picture" rankings for National Liberal Arts Colleges, U.S. News & World Report lists LSU of Alexandria among the schools whose students finish college with the least amount of debt. LSUA's students ranked second on the list of least debt with an average of \$10,114.



7 LEONARD FOURNETTE

RUNNING BACK
6-1 • 230 • So.-1L
New Orleans, La. (St. Augustine HS)

FOURNETTE'S 2015 BIO

Currently has 150 carries for 1,202 rushing yards and 14 rushing TDs (8.0-yard average) ... Also has six receptions for 56 yards this season ... His 1,202 rushing yards this season are more than the total of 85 FBS TEAMS ... Ranks sixth in LSU single-season rushing yards in only six games ... Leads the nation in rushing yards, yards per game, rushing TDs and is second in all-purpose yards ... Fournette became the fastest player in LSU history to reach 1,000 rushing yards in a season as he did it in five games ... He became only the 10th player in FBS history to reach 1,000 rushing yards in the fifth game of a season ... On his 87-yard TD run vs. South Carolina, Fournette not only crossed the 1,000 yard mark for the season, but he also surpassed 2,000 career rushing yards ... Is the fastest player in LSU history to reach the 2,000 rushing yard milestone, accomplishing the feat in only 303 carries and 18 career games ... Fournette's 834 rushing yards were the most by an LSU player through four games in school history and the most by any FBS player through four games since at least 2000 ... He is the first player in SEC history to rush for 200-plus yards in three consecutive games ... Fournette's 12 rushing touchdowns are the most through the first five games of a season by any player in LSU history (as were his 11 TDs thru 4 games) ... Fournette's 631 rushing yards were the most by an LSU player through three games in school history and the most by any FBS player through three games since at least 2000 ... Is the first player in LSU history to record eight rushing TDs in the first three games of the season and only the second to reach at least eight TDs thru three games (Dalton Hilliard had 4 rush, 4 rec. TDs in 1982) ... He is the first LSU player to rush for 200-plus yards in back-to-back games ... Became the fastest player in LSU history to reach the 500-yard and 600-yard rushing mark, doing it in three games ... Became the third LSU player to rush for at least 100 yards in the first three games of a season, joining Charles Alexander (1977, 1978) and Charles Scott (2008) ... Is the first LSU player with at least 100 rushing yards in the first five games of a season ... Has eight straight 100-yard rushing games, 11 total in his career ... His streak of eight straight 100-yard games is second-longest in LSU history ... LSU is 10-1 when Fournette rushes for 100-plus yards ... With three 200-yard rushing games, Fournette joins Kevin Faulk (4) and Charles Alexander (2) as the only Tigers with multiple 200-yard rushing performances ... Owns three of the Top 10 spots on LSU's single-game rushing yards record list ... His 387 rushing yards was the most by an LSU player thru 2 games ... Rushed for 233 yards and 3 TDs on 26 carries vs. Eastern Michigan with TD runs of 3, 75 and 11 yards ... Shattered his career high for the second straight week with 244 rushing yards and 2 TDs at Syracuse ... His 244 rushing yards at Syracuse were the most rushing yards by an LSU player on the road and the third-most in a game of all time ... Rushed for a career-high 228 yards and tied a career-best with 3 rushing TDs on 19 carries in LSU's 45-21 win over No. 18 Auburn ... Opened game with a 71-yard run that set the tone for a contest that saw LSU rush for 411 yards, its second-highest total in a conference game ... Scored on runs of 40, 29 and 1 yards in helping LSU build a 38-7 lead late in third quarter ... All of his rushing yards came in three quarters of action as he was just 23 yards shy of breaking the school record despite sitting out the fourth quarter ... Averaged 12.0 yards per carry, a school-record for a back with at least 15 attempts in a game ... Set then-career highs with 28 carries, 159 rushing yards and 3 rushing TDs in the opener at Mississippi State ... Averaged 5.7 yards a carry vs. MSU ... His 28 carries were the most by a LSU player in a season-opener since 1985 when Dalton Hilliard had 31 carries for 148 yards in win over North Carolina ... 99 of his 159 yards came in second half ... Scored on runs of 1, 26 and 18 yards to account of all of LSU's offensive points ... One of the top players in college football and he's just a sophomore ... Listed among Heisman Trophy candidates for 2015.

FOURNETTE'S HONORS

2015

- 2015 Walter Camp National Offensive Player of the Week (vs. Auburn)
- 2015 FWAA National Offensive Player of the Week (vs. Auburn)
- 2015 Maxwell Award National Player of the Week (vs. Auburn)
- 2015 SEC Offensive Player of the Week (at Mississippi State, vs. Auburn, at Syracuse)

2014

- 2014 All-SEC Freshman Team
- 2014 SEC Freshman of the Week (at Florida, vs. Ole Miss, at Texas A&M)
- 2014 Athlon Sports National Freshman of the Week (vs. Ole Miss)

FOURNETTE'S CAREER STATISTICS

| | RUSHING | | | | RECEIVING | | | KICKOFF RETURNS | | |
|---------------|------------|--------------|------------|-----------|-----------|------------|----------|-----------------|------------|----------|
| | ATT | YDS | AVG. | TD | REC. | YDS | TD | NO. | YDS | TD |
| 2014 Fr. | 187 | 1,034 | 5.5 | 10 | 7 | 127 | 0 | 24 | 625 | 1 |
| 2015 So. | 150 | 1,202 | 8.0 | 14 | 6 | 56 | 0 | 0 | -- | -- |
| TOTALS | 337 | 2,236 | 6.6 | 24 | 13 | 183 | 0 | 24 | 625 | 1 |





CAREER GAME-BY-GAME RUSHING STATS

| 2015 SEASON | ATT | GAIN | LOSS | NET | TD | LONG |
|-----------------------------------|------------|--------------|-----------|--------------|-----------|-----------|
| Sept. 12 at #25 Mississippi State | 28 | 163 | 4 | 159 | 3 | 26 |
| Sept. 19 vs. #18 Auburn | 19 | 228 | 0 | 228 | 3 | 71 |
| Sept. 26 at Syracuse | 26 | 261 | 17 | 244 | 2 | 62 |
| Oct. 3 vs. Eastern Michigan | 26 | 242 | 9 | 233 | 3 | 75 |
| Oct. 10 vs. South Carolina | 20 | 163 | 5 | 158 | 1 | 87 |
| Oct. 17 vs. #8 Florida | 31 | 193 | 13 | 180 | 2 | 25 |
| TOTALS | 150 | 1,250 | 48 | 1,202 | 14 | 87 |

| 2014 SEASON | ATT | GAIN | LOSS | NET | TD | LONG |
|--------------------------------|------------|--------------|-----------|--------------|-----------|-----------|
| Aug. 30 vs. #14 Wisconsin | 8 | 21 | 3 | 18 | 0 | 5 |
| Sept. 6 vs. Sam Houston State | 13 | 92 | 0 | 92 | 1 | 40 |
| Sept. 13 vs. Louisiana-Monroe | 10 | 54 | 2 | 52 | 1 | 24 |
| Sept. 20 vs. Mississippi State | 7 | 38 | 0 | 38 | 0 | 20 |
| Sept. 27 vs. New Mexico State | 18 | 122 | 0 | 122 | 2 | 17 |
| Oct. 4 at #5 Auburn | 10 | 45 | 3 | 42 | 0 | 10 |
| Oct. 11 at Florida | 27 | 143 | 3 | 140 | 2 | 20 |
| Oct. 18 vs. Kentucky | 15 | 43 | 3 | 40 | 1 | 11 |
| Oct. 25 vs. #3 Ole Miss | 23 | 113 | 0 | 113 | 0 | 22 |
| Nov. 8 vs. #4 Alabama | 21 | 79 | 0 | 79 | 0 | 13 |
| Nov. 15 at Arkansas | 5 | 9 | 0 | 9 | 0 | 4 |
| Nov. 27 at Texas A&M | 19 | 146 | 0 | 146 | 1 | 46 |
| Dec. 30 vs. Notre Dame | 11 | 144 | 1 | 143 | 2 | 89 |
| TOTALS | 187 | 1,049 | 15 | 1,034 | 10 | 89 |

LSU CAREER RUSHING YARDS LEADERS

| RANK | NAME (YEARS) | TOTAL YARDS |
|------|---|--------------|
| 1. | Kevin Faulk (1995-98) | 4,557 |
| 2. | Dalton Hilliard (1982-85) | 4,050 |
| 3. | Charles Alexander (1975-78) | 4,035 |
| 4. | Harvey Williams (1986-90) | 2,860 |
| 5. | Joseph Addai (2001-05) | 2,576 |
| 6. | Terry Robiskie (1973-76) | 2,517 |
| 7. | Charles Scott (2006-09) | 2,317 |
| 8. | Rondell Mealey (1996-99) | 2,238 |
| 9. | Leonard Fournette (2014-present) | 2,236 |
| 10. | Garry James (1982-85) | 2,217 |
| 11. | Brad Davis (1972-74) | 2,163 |
| 12. | Jeremy Hill (2012-13) | 2,156 |
| 13. | LaBrandon Toefield (2000-02) | 2,149 |
| 14. | Domanick Davis (1999-02) | 2,056 |
| 15. | Justin Vincent (2003-06) | 2,021 |

NATIONAL RUSHING LEADERS THROUGH THE FIRST 6 GAMES OF A SEASON IN FBS HISTORY

| NAME, TEAM, (SEASON) | ATT | YARDS |
|---|------------|--------------|
| Garrett Wolfe, Northern Illinois (2006) | 156 | 1,343 |
| Byron Hanspard, Texas Tech (1996) | 180 | 1,306 |
| Ed Marinaro, Cornell (1971) | 233 | 1,298 |
| Marcus Allen, USC (1981) | 202 | 1,289 |
| Troy Davis, Iowa State (1996) | 224 | 1,285 |
| Bo Jackson, Auburn (1985) | 170 | 1,230 |
| Ricky Williams, Texas (1998) | 188 | 1,225 |
| Leonard Fournette, LSU (2015) | 150 | 1,202 |
| Barry Sanders, Oklahoma State (1988) | 155 | 1,156 |
| Marshall Faulk, San Diego State (1992) | 169 | 1,122 |

MOST RUSHING YARDS THROUGH THE FIRST FIVE GAMES OF A SEASON IN LSU HISTORY

| NAME (SEASON) | YARDS (ATT.) |
|---------------------------------|---------------------|
| Leonard Fournette (2015) | *1,022 (119) |
| Charles Alexander (1977) | 712 (122) |
| Charles Alexander (1978) | 648 (149) |
| Dalton Hilliard (1984) | 617 (123) |
| Kevin Faulk (1998) | 611 (87) |

*First RB in LSU history to reach 1,000 yards in 5 games

WHAT THEY'RE SAYING ABOUT LEONARD FOURNETTE

KIRK HERBSTREIT, ESPN (radio interview on 9/23/15)
 "He looked like a raging bull when he ran. He almost looked like a guy playing little league football who was bigger and stronger and badder than everyone else."

ANDY STAPLES, Sports Illustrated (9/19/15)
 "Leonard Fournette is the beast of all beasts in college football this year. He has the best skill set of any running back...Don't make him mad. You won't like him when he's angry."

PETER BURNS, SEC Network (9/19/15 on Twitter)
 @PeterBurnsESPN: Leonard Fournette is like a cannonball of aggression. #LSU

TONY BARNHART, SEC Network Writer/Broadcaster (9/19/15 on Twitter)
 @MrCFB: I never compare anybody to Herschel Walker but... Leonard Fournette....wow

SCOTT SHAFER, Syracuse Head Coach (9/22/15)
 "I think this kid is the best tailback, in my 26 years (of coaching)."

TYRANN MATHIEU, former LSU All-American and current Arizona Cardinals DB (9/26/15)
 @Mathieu_Era: I woke up today wanting to put that #7 on one more time!!! @_fournette young boy I'm living through you today!!!

PAT FORDE, Yahoo! Sports (9/26/15 on Twitter)
 @YahooForde: Leonard Fournette ain't fair. He's so good.

BARRETT SALLEE, Bleacher Report (10/10/15 on Twitter)
 @BarrettSallee: Leonard Fournette broke 1,000 rushing yards in four-and-a-half games. That's not even video game good. That's video game glitch good.

BY THE NUMBERS

102,321

new stadium capacity after the south end zone project finished in summer of 2014. Also the largest crowd in Tiger Stadium history six times.

1,500

old dorm rooms below the east and west stands

.728

winning percentage after 570 home games (406-146-18)

89

89-yard punt return by Billy Cannon to beat Ole Miss on Halloween Night in 1959

92nd

year of LSU football in Tiger Stadium dating back to 1924

10

times the crowd has exceeded 100,000 for a game

428

windows replaced on the North End of the stadium prior to the 2012 season

72-8

Saturday night record since 2000

66-9

home record under head coach Les Miles

15

undefeated home seasons, including four under Les Miles

10

trips by the "ESPN College GameDay" crew

6th

largest on-campus stadium in the nation (102,321)

7

times named the toughest place in the nation to play a road game by national media outlets

1

win over a No. 1 ranked team (def. Florida, 28-21, in 1997)

Tiger Stadium

COLLEGE FOOTBALL'S ULTIMATE SETTING



"THE SCARIEST PLACE TO PLAY IN AMERICA"

- ESPN.COM, ESPN COLLEGE FOOTBALL LIVE

Notables

- LSU began playing football in Tiger Stadium in 1924 and is currently in its 92nd year in the venerable stadium. This season marks the 85th year LSU has played under the lights in Death Valley. The Tigers defeated Spring Hill, 35-0, on Oct. 3, 1931 in the first night game in the stadium's history.
- Head coach **Les Miles** is 47-4 in Saturday Night home games. The only losses were to two top-ranked teams -- No. 1 Florida on Oct. 10, 2009 and No. 1 Alabama on Nov. 3, 2012 -- to another that became No. 1 in Mississippi State on Sept. 20, 2014 and to No. 5 Alabama on Nov. 8, 2014. LSU's last non-conference home loss was to UAB on Sept. 23, 2000.
- Since national attendance figures began being kept in 1957, LSU has finished in the nation's top 10 in average attendance in 51 of the past 58 seasons.
- Since 1960, LSU owns a stellar 238-63-4 (.787) record in traditional Tiger Stadium night games. The Tigers are 34-25-3 (.573) at home during the day in that span.
- LSU has won 41 consecutive home games over non-conference opponents. **Les Miles** is 32-0 in non-conference home games.

Quotables

"I'm not sure what it was like to walk into the Coliseum, but I bet it was something like this. The best place in the world to watch a sporting event."

- **Wright Thompson, ESPN Senior Writer**

"Dark. That combined with Tiger Stadium on a Saturday night is something loud, strange and holy. There is noise everywhere in stadiums from Eugene to Tuscaloosa. Only in Baton Rouge is there a living, breathing being lurking in its grand, old stadium."

- **Dennis Dodd, CBSSports.com**

"Best stadium -- Tiger Stadium, LSU. The pregame festivities, the deafening noise -- there's no other place like it."

- **Matt Hayes, Sporting News**


"Death Valley is the pound-for-pound king of noise in college football. The place is just mind-numbingly loud for a ridiculous amount of time."

- **Bruce Feldman, FoxSports.com**

"For three hours on Saturday night, I don't know that there has ever been an atmosphere in sports that I've been a part of that was as memorable to me. When you're there, you don't want to miss anything."

- **Scott Van Pelt, ESPN**

The Last Meeting

| | | | |
|---|------------------|----|---|
|  | Western Kentucky | 9 |  |
| LSU | | 42 | |

Nov. 12, 2011 • Tiger Stadium • Baton Rouge, La. • 92,917

Blue Paces No. 1 LSU to Big Win Against Western Kentucky

Alfred Blue rushed for a career-high 199 yards and two touchdowns as LSU overcame a sluggish first half to beat Western Kentucky, 42-9, for Homecoming in Tiger Stadium. **Jordan Jefferson** started at quarterback for the first time this year, and he responded with 168 yards passing and one score. The Tigers took a 7-0 lead midway through the first quarter when Jefferson connected with **Reuben Randle** on a 59-yard TD pass. The Hilltoppers responded with a 10-play drive to tie the game at 7-7 at the 1:26 mark in the first quarter. LSU regained the lead at 14-7 just before halftime when **Kenny Hilliard** scored the first of his two TDs on a 1-yard run. The Tigers opened the second half by scoring TDs on four of their first five possessions. Hilliard stretched the lead to 21-7 with another 1-yard run at the 8:58 mark in the third quarter. Following a Western Kentucky safety that got the Hilltoppers to within 21-9, LSU put the game out of reach at 35-9 on a pair of rushing scores by Blue- on going for 45 yards and the other from 4-yards out. **Jarrett Lee** hit **Kadron Boone** with 5-yard TD pass to close out the scoring for the Tigers. Despite allowing a TD in the first quarter for the first time all season, LSU's defense still managed to hold Western Kentucky to 248 total yards (129 rushing, 97 passing). **Kevin Minter** led the Tigers on defense with a career-high 11 tackles, while **Ryan Baker** added nine stops. **Barkevious Mingo**, **Sam Montgomery** and **Ron Brooks** all had sacks for LSU, while **Tahj Jones** picked off the first pass of his career.

| | Scoring | | | | |
|-----|---------|---|----|----|----|
| | 1 | 2 | 3 | 4 | F |
| WKU | 7 | 0 | 2 | 0 | 9 |
| LSU | 7 | 7 | 14 | 14 | 42 |

STATISTICAL COMPARISON

| Category | LSU | WKU | CONF.(NCAA) RANKING | |
|--------------------------|--------|--------|---------------------|---------|
| | | | LSU | WKU |
| Record: | 6-0 | 6-1 | -- | -- |
| Conference: | 4-0 | 4-0 | -- | -- |
| Scoring Offense: | 37.3 | 44.0 | 2(20) | 1(6) |
| Total Offense: | 460.8 | 535.4 | 3(15) | 1(9) |
| Rushing Offense: | 325.5 | 128.3 | 1(4) | 11(109) |
| Passing Offense: | 135.3 | 407.1 | 14(120) | 1(3) |
| Scoring Defense: | 23.0 | 24.0 | 8(43) | 2(50) |
| Total Defense: | 297.2 | 438.1 | 3(15) | 9(103) |
| Pass Defense: | 205.0 | 265.4 | 6(45) | 8(106) |
| Rushing Defense: | 92.2 | 172.7 | 2(8) | 6(76) |
| KO Ret. Avg.: | 18.92 | 27.50 | 10(99) | 2(9) |
| Punt Ret. Avg.: | 11.44 | 9.78 | 7(38) | 3(49) |
| Time of Poss.: | 32:33 | 30:03 | 5(22) | 5(70) |
| 3rd Down Conv.: | .435 | .478 | 3(39) | 2(11) |
| Opp. 3rd-D Conv: | .346 | .398 | 8(43) | 6(78) |
| TO Margin: | +5 | +13 | 2(20) | 1(3) |
| Net Punting: | 32.32 | 34.76 | 14(121) | 10(108) |
| Fumbles Recovered: | 1 | 9 | 13(121) | 1(2) |
| Passes Intercepted: | 6 | 10 | 6(45) | 2(13) |
| Fumbles Lost: | 2 | 2 | 2(11) | 1(11) |
| Turnovers Gained: | 7 | 19 | 11(103) | 1(2) |
| Turnovers Lost: | 2 | 6 | 2 1(2) | 1(11) |
| Passing Efficiency: | 139.46 | 188.69 | 7(50) | 1(2) |
| Pass Efficiency Defense: | 120.62 | 133.16 | 10(50) | 7(82) |
| Fewest Penalties: | 45 | 44 | 13(82) | 7(77) |
| Fewest Yards Penalized: | 379 | 400 | 12(76) | 9(84) |
| Sacks: | 2.83 | 1.29 | 5(24) | 11(111) |
| Tackles for Losses: | 6.20 | 6.00 | 8(55) | 3(64) |
| First Downs: | 128 | 173 | 9(77) | 2(10) |
| Red Zone Offense: | .889 | .868 | 3(29) | 3(42) |
| Red Zone Defense: | .933 | .720 | 14(116) | 3(12) |

The Series: LSU leads 1-0

2011: LSU, 42-9 Nov. 12 at Baton Rouge

At Baton Rouge: LSU leads 1-0
Les Miles vs. Western Kentucky: 1-0

LSU Tigers Depth Chart

OFFENSE

| | | | | | |
|----|----|--------------------|------|-----|--------|
| X | 15 | Malachi Dupre | 6-3 | 190 | So.-1L |
| | 9 | John Diarse | 6-1 | 209 | So.-1L |
| | 3 | Tyron Johnson | 6-1 | 189 | Fr.-HS |
| | 82 | D.J. Chark | 6-2 | 186 | So.-SQ |
| LT | 65 | Jerald Hawkins | 6-6 | 305 | Jr.-2L |
| | 63 | K.J. Malone | 6-4 | 298 | So.-1L |
| LG | 75 | Maea Teuhema | 6-5 | 327 | Fr.-HS |
| | 64 | William Clapp | 6-5 | 303 | Fr.-RS |
| | 63 | K.J. Malone | 6-4 | 298 | So.-1L |
| C | 77 | Ethan Pocic | 6-7 | 309 | Jr.-2L |
| | 72 | Andy Dodd | 6-4 | 319 | So.-1L |
| RG | 64 | William Clapp | 6-5 | 303 | Fr.-RS |
| | 76 | Josh Boutte | 6-5 | 342 | Jr.-1L |
| | 78 | Garrett Brumfield | 6-3 | 309 | Fr.-RS |
| RT | 74 | Vadal Alexander | 6-6 | 320 | Sr.-3L |
| | 66 | Toby Weathersby | 6-5 | 303 | Fr.-HS |
| | 70 | George Brown Jr. | 6-6 | 283 | Fr.-HS |
| TE | 85 | Dillon Gordon | 6-5 | 308 | Sr.-3L |
| | 81 | Colin Jeter | 6-7 | 244 | Jr.-1L |
| | 89 | DeSean Smith | 6-5 | 243 | Jr.-2L |
| | 84 | Foster Moreau | 6-5 | 261 | Fr.-HS |
| Z | 83 | Travin Dural | 6-2 | 203 | Jr.-2L |
| | 9 | John Diarse | 6-1 | 209 | So.-1L |
| | 8 | Trey Quinn | 6-0 | 197 | So.-1L |
| QB | 6 | Brandon Harris | 6-3 | 206 | So.-1L |
| | 10 | Anthony Jennings | 6-2 | 216 | Jr.-2L |
| | 12 | Justin McMillan | 6-2 | 193 | Fr.-HS |
| RB | 7 | Leonard Fournette | 6-1 | 230 | So.-1L |
| | 34 | Darrel Williams | 6-0 | 232 | So.-1L |
| | 5 | Derrius Guice | 5-11 | 222 | Fr.-HS |
| | 4 | Nick Brossette | 6-0 | 218 | Fr.-HS |
| | 27 | Lanard Fournette | 5-10 | 187 | Fr.-HS |
| FB | 44 | John David Moore | 6-4 | 235 | So.-1L |
| | 47 | Bry'Kiethon Mouton | 6-1 | 255 | Fr.-HS |
| | 41 | David Ducre | 6-0 | 238 | Fr.-HS |
| | 32 | Tony Upchurch | 6-1 | 241 | Fr.-RS |

DEFENSE

| | | | | | |
|--------|----|---------------------|------|-----|--------|
| DE | 92 | Lewis Neal | 6-2 | 264 | Jr.-2L |
| | 58 | Sione Teuhema | 6-4 | 251 | So.-1L |
| | 98 | Deondre Clark | 6-4 | 253 | So.-1L |
| | 94 | Isaiah Washington | 6-4 | 241 | Fr.-HS |
| DT | 57 | Davon Godchaux | 6-4 | 293 | So.-1L |
| | 97 | Frank Herron | 6-4 | 289 | So.-SQ |
| | 95 | Quentin Thomas | 6-4 | 313 | Sr.-2L |
| DT | 91 | Christian LaCouture | 6-5 | 307 | Jr.-2L |
| | 99 | Greg Gilmore | 6-4 | 313 | So.-SQ |
| | 95 | Quentin Thomas | 6-4 | 313 | Sr.-2L |
| DE | 49 | Arden Key | 6-6 | 231 | Fr.-HS |
| | 46 | Tashawn Bower | 6-5 | 240 | Jr.-2L |
| | 93 | M.J. Patterson | 6-3 | 223 | So.-SQ |
| Sam | 11 | Lamar Louis | 5-11 | 232 | Sr.-3L |
| | 40 | Duke Riley | 6-0 | 227 | Jr.-2L |
| Mike | 52 | Kendell Beckwith | 6-2 | 252 | Jr.-2L |
| | 22 | Ronnie Feist | 6-1 | 234 | Jr.-2L |
| Will | 45 | Deion Jones | 6-1 | 227 | Sr.-3L |
| | 48 | Donnie Alexander | 6-1 | 215 | So.-1L |
| | 35 | Devin Voorhies | 6-1 | 216 | So.-1L |
| CB | 13 | Dwayne Thomas | 6-0 | 186 | Jr.-2L |
| | 2 | Kevin Toliver II | 6-2 | 197 | Fr.-HS |
| | 24 | Ed Paris | 6-1 | 210 | So.-1L |
| FS | 29 | Rickey Jefferson | 6-0 | 207 | Jr.-2L |
| | 28 | Jalen Mills | 6-0 | 196 | Sr.-3L |
| | 23 | Corey Thompson | 6-2 | 221 | Jr.-2L |
| SS | 33 | Jamal Adams | 6-1 | 211 | So.-1L |
| | 26 | John Battle | 6-1 | 194 | So.-SQ |
| CB | 18 | Tre'Davious White | 5-11 | 191 | Jr.-2L |
| | 1 | Donte Jackson | 5-11 | 167 | Fr.-HS |
| | 39 | Russell Gage | 6-0 | 182 | So.-SQ |
| Nickel | 13 | Dwayne Thomas | 6-0 | 186 | Jr.-2L |
| | 1 | Donte Jackson | 5-11 | 167 | Fr.-HS |

SPECIAL TEAMS

| | | | | | |
|-----|----|--------------------|------|-----|--------|
| PK | 14 | Trent Domingue | 6-2 | 170 | Jr.-1L |
| | 42 | Colby Delahoussaye | 5-9 | 182 | Jr.-2L |
| KO | 14 | Trent Domingue | 6-2 | 170 | Jr.-1L |
| | 36 | Cameron Gamble | 5-10 | 197 | So.-1L |
| PR | 18 | Tre'Davious White | 5-11 | 191 | Jr.-2L |
| | 33 | Jamal Adams | 6-0 | 211 | So.-1L |
| KOR | 1 | Donte Jackson | 5-11 | 167 | Fr.-HS |
| | 34 | Darrel Williams | 6-0 | 232 | So.-1L |
| | 7 | Leonard Fournette | 6-1 | 230 | So.-1L |
| | 5 | Derrius Guice | 5-11 | 222 | Fr.-HS |

| | | | | | |
|------|----|-----------------|-----|-----|--------|
| P | 38 | Jamie Keehn | 6-5 | 231 | Sr.-3L |
| | 31 | Josh Growden | 6-2 | 197 | Fr.-HS |
| SNP | 50 | Reid Ferguson | 6-2 | 244 | Sr.-3L |
| | 53 | Blake Ferguson | 6-3 | 221 | Fr.-HS |
| HOLD | 16 | Brad Kragthorpe | 6-0 | 202 | Sr.-1L |
| | 38 | Jamie Keehn | 6-5 | 231 | Sr.-3L |

PRONUNCIATIONS

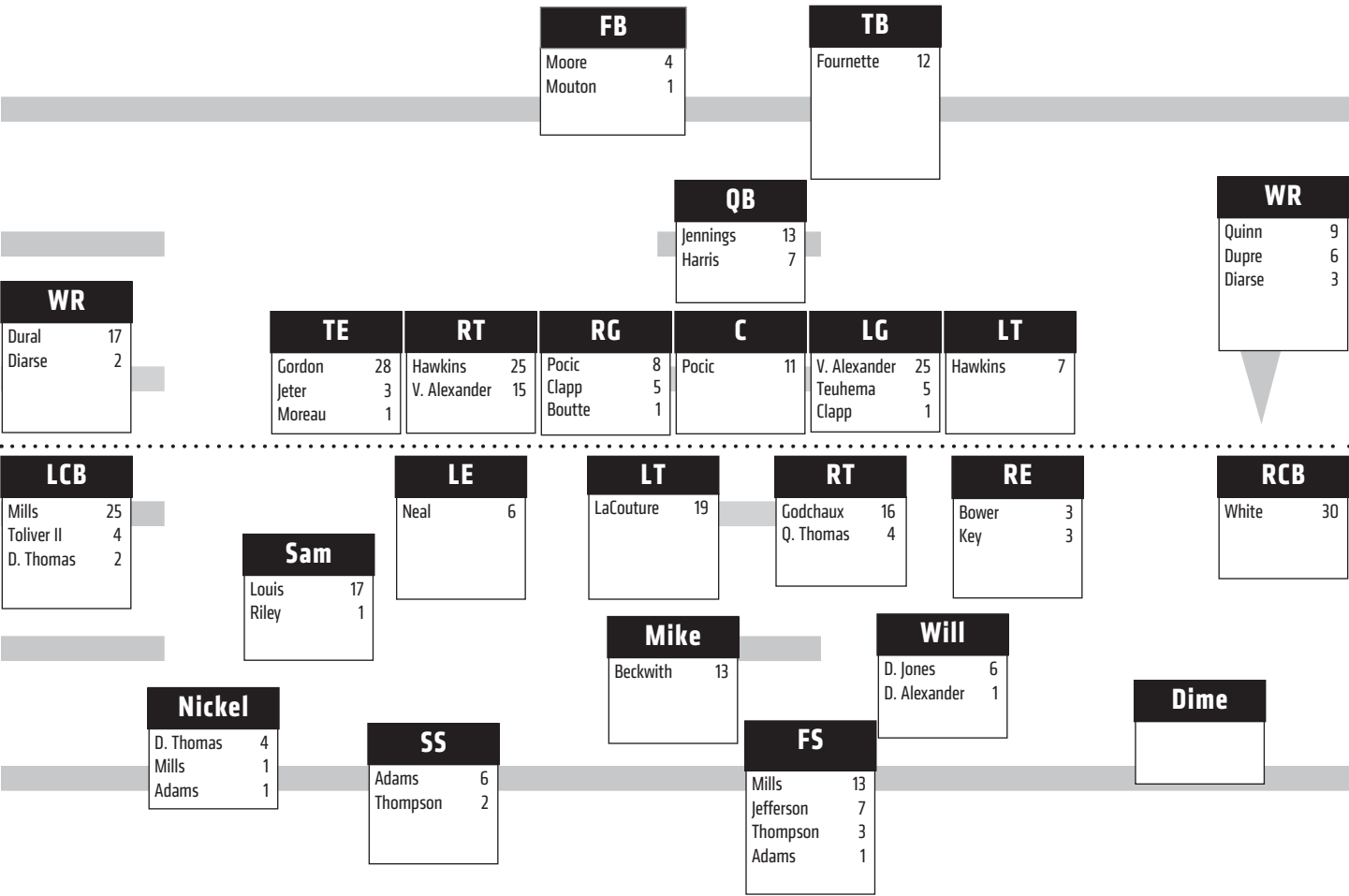
| Players | | |
|---------|---------------------------|----|
| 74 | Vadal Alexander | OT |
| | vuh-Dall | |
| 4 | Nick Brossette | RB |
| | bro-Sett | |
| 76 | Josh Boutte | OG |
| | Boo-tay | |
| 46 | Tashawn Bower | DE |
| | tuh-Shawn | |
| 42 | Colby Delahoussaye | PK |
| | Dell-uh-hoos-ee | |
| 9 | John Diarse | WR |
| | Dee-arse | |
| 14 | Trent Domingue | PK |
| | Doe-mang | |
| 41 | David Ducre | FB |
| | Doo-cree | |
| 15 | Malachi Dupre | WR |
| | Mal-uh-kye Doo-pree | |
| 83 | Travin Dural | WR |
| | Tray-vin | |
| 27 | Lanard Fournette | RB |
| | luh-Nard | |
| 22 | Ronnie Feist | LB |
| | Feast | |
| 57 | Davon Godchaux | DT |
| | duh-Von God-chaw | |
| 5 | Derrius Guice | RB |
| | Gice (Rhymes with "Dice") | |
| 97 | Frank Herron | DT |
| | Hair-un | |
| 91 | Christian LaCouture | DT |
| | Lock-uh-chur | |
| 47 | Bry'Kiethon Mouton | FB |
| | Bry-keeth-un Moo-tawn | |
| 77 | Ethan Pocic | C |
| | Poe-sick | |
| 75 | Maea Teuhema | OG |
| | My-uh Tuh-hoo-muh | |
| 58 | Sione Teuhema | DE |
| | See-oh-nee Tuh-hoo-muh | |
| 18 | Tre'Davious White | CB |
| | truh-Day-vee-us | |
| Coaches | | |
| | Bradley Dale Peveto | ST |
| | Pea-vuh-toe | |
| | Ed Orgeron | DL |
| | Or-zhure-ahn | |

LOCATION OF COACHES

On The Field
Les Miles, head coach
Frank Wilson, running backs
Steve Ensminger, tight ends
Ed Orgeron, defensive line
Tony Ball, wide receivers
Bradley Dale Peveto, special teams/LBs
Corey Raymond, defensive backs
Jeff Grimes, offensive line

In The Press Box
Kevin Steele, defensive coordinator
Cam Cameron, offensive coordinator

CAREER STARTS/GAME-BY-GAME STARTERS



OFFENSIVE GAME-BY-GAME STARTERS

| Game | X | Z | LT | LG | C | RG | RT | TE | FB | TB | QB |
|----------------------|-------|--------|---------|---------|-------|--------|-----------|--------|---------------|-----------|--------|
| at Mississippi State | Dupre | Dural | Hawkins | Clapp | Pocic | Boutte | Alexander | Gordon | Moore | Fournette | Harris |
| Auburn | Dupre | Dural | Hawkins | Teuhema | Pocic | Clapp | Alexander | Gordon | Moore | Fournette | Harris |
| at Syracuse | Dupre | Dural | Hawkins | Teuhema | Pocic | Clapp | Alexander | Jeter | Moreau (2 TE) | Fournette | Harris |
| Eastern Michigan | Dupre | Dural | Hawkins | Teuhema | Pocic | Clapp | Alexander | Jeter | Moore | Fournette | Harris |
| South Carolina | Quinn | Diarse | Hawkins | Teuhema | Pocic | Clapp | Alexander | Jeter | Moore | Fournette | Harris |
| Florida | Quinn | Diarse | Hawkins | Teuhema | Pocic | Clapp | Alexander | Gordon | Mouton | Fournette | Harris |
| Western Kentucky | | | | | | | | | | | |
| at Alabama | | | | | | | | | | | |
| Arkansas | | | | | | | | | | | |
| at Ole Miss | | | | | | | | | | | |
| Texas A&M | | | | | | | | | | | |

DEFENSIVE GAME-BY-GAME STARTERS

| Game | LE | LT | RT | RE | WILL | MIKE | SAM | LCB | RCB | SS | FS |
|----------------------|------|-----------|----------|-------|--------------|----------|--------------------|------------|-------|-------|-----------|
| at Mississippi State | Neal | LaCouture | Godchaux | Bower | Jones | Beckwith | D. Thomas (Nickel) | Toliver II | White | Adams | Jefferson |
| Auburn | Neal | LaCouture | Godchaux | Bower | Jones | Beckwith | D. Thomas (Nickel) | Toliver II | White | Adams | Jefferson |
| at Syracuse | Neal | LaCouture | Godchaux | Bower | D. Alexander | Beckwith | Louis | D. Thomas | White | Adams | Jefferson |
| Eastern Michigan | Neal | LaCouture | Godchaux | Key | Jones | Beckwith | D. Thomas (Nickel) | Toliver II | White | Adams | Jefferson |
| South Carolina | Neal | LaCouture | Godchaux | Key | Jones | Beckwith | Louis | D. Thomas | White | Adams | Jefferson |
| Florida | Neal | LaCouture | Godchaux | Key | Jones | Beckwith | D. Thomas (Nickel) | Toliver II | White | Adams | Jefferson |
| Western Kentucky | | | | | | | | | | | |
| at Alabama | | | | | | | | | | | |
| Arkansas | | | | | | | | | | | |
| at Ole Miss | | | | | | | | | | | |
| Texas A&M | | | | | | | | | | | |

THE LAST TIME LSU ... (ALL GAMES)

Scoring

| | |
|--------------------------------|-----------------------------------|
| Scored 30 or more points | 35 vs. Florida (10/17/15) |
| Scored 40 or more points | 45 vs. South Carolina (10/10/15) |
| Scored 50 or more points | 63 vs. New Mexico State (9/27/14) |
| Scored 60 or more points | 63 vs. New Mexico State (9/27/14) |
| Scored 70 or more points | 70 vs. Arkansas State (10/12/90) |

Total Offense

| | |
|-------------------------------------|-----------------------------------|
| Had more than 400 total yards | 423 vs. Florida (10/17/15) |
| Had more than 450 total yards | 624 vs. South Carolina (10/10/15) |
| Had more than 500 total yards | 624 vs. South Carolina (10/10/15) |
| Had more than 550 total yards | 624 vs. South Carolina (10/10/15) |
| Had more than 600 total yards | 624 vs. South Carolina (10/10/15) |
| Had more than 650 total yards | 672 vs. Furman (10/26/13) |
| Had more than 700 total yards | 746 vs. Rice (09/24/77) |

Rushing Offense

| | |
|------------------------------------|-----------------------------------|
| Rushed for 150 or more yards | 221 vs. Florida (10/17/15) |
| Rushed for 200 or more yards | 221 vs. Florida (10/17/15) |
| Rushed for 250 or more yards | 396 vs. South Carolina (10/10/15) |
| Rushed for 300 or more yards | 396 vs. South Carolina (10/10/15) |
| Rushed for 350 or more yards | 396 vs. South Carolina (10/10/15) |
| Rushed for 400 or more yards | 411 vs. Auburn (9/19/15) |
| Rushed for 425 or more yards | 433 vs. Houston (09/07/96) |
| Rushed for 500 or more yards | 503 vs. Oregon (10/22/77) |

Passing Offense

| | |
|------------------------------------|--|
| Passed for 250 or more yards | 341 vs. Mississippi State (9/20/14) |
| Passed for 300 or more yards | 341 vs. Mississippi State (9/20/14) |
| Passed for 350 or more yards | 372 at Georgia (09/28/13) |
| Passed for 400 or more yards | 444 vs. Illinois (01/01/02 - Sugar Bowl) |
| Passed for 450 or more yards | 528 at Alabama (11/03/01) |
| Passed for 500 or more yards | 528 at Alabama (11/03/01) |

Scoring Defense

| | |
|----------------------------------|---------------------------|
| Allowed 0 points | 0 vs. ULM (9/13/14) |
| Allowed 3 or fewer points | 3 vs. Kentucky (10/18/14) |
| Allowed 7 or fewer points | 7 vs. Ole Miss (10/25/14) |
| Allowed 10 or fewer points | 7 vs. Ole Miss (10/25/14) |
| Allowed 14 or fewer points | 7 vs. Ole Miss (10/25/14) |

Total Defense

| | |
|--|---------------------------------------|
| Allowed fewer than 75 total yards | 70 vs. Louisiana-Lafayette (10/05/02) |
| Allowed fewer than 100 total yards | 93 vs. ULM (9/13/14) |
| Allowed fewer than 125 total yards | 93 vs. ULM (9/13/14) |
| Allowed fewer than 150 total yards | 93 vs. ULM (9/13/14) |
| Allowed fewer than 175 total yards | 93 vs. ULM (9/13/14) |
| Allowed fewer than 200 total yards | 93 vs. ULM (9/13/14) |
| Allowed fewer than 225 total yards | 217 vs. Kentucky (10/18/14) |
| Allowed fewer than 250 total yards | 228 at Texas A&M (11/27/14) |
| Allowed fewer than 275 total yards | 255 vs. Eastern Michigan (10/03/15) |
| Allowed fewer than 300 total yards | 283 vs. South Carolina (10/10/15) |

Rushing Defense

| | |
|----------------------------------|--------------------------------------|
| Allowed 0 or fewer yards | -4 vs. Northwestern State (09/10/11) |
| Allowed 10 or fewer yards | -4 vs. Northwestern State (09/10/11) |
| Allowed 20 or fewer yards | 16 vs. ULM (9/13/14) |
| Allowed 30 or fewer yards | 16 vs. ULM (9/13/14) |
| Allowed 40 or fewer yards | 16 vs. ULM (9/13/14) |
| Allowed 50 or fewer yards | 43 at Mississippi State (09/12/15) |
| Allowed 60 or fewer yards | 55 vs. Florida (10/17/15) |
| Allowed 70 or fewer yards | 55 vs. Florida (10/17/15) |
| Allowed 80 or fewer yards | 55 vs. Florida (10/17/15) |
| Allowed 90 or fewer yards | 55 vs. Florida (10/17/15) |
| Allowed 100 or fewer yards | 55 vs. Florida (10/17/15) |

THE LAST TIME LSU ... (ALL GAMES)

Passing Defense

| | |
|----------------------------------|-------------------------------------|
| Allowed 0 passing yards | 0 vs. Alabama (11/06/71) |
| Allowed 50 or fewer yards | 50 vs. Wisconsin (8/30/14) |
| Allowed 100 or fewer yards | 100 vs. Auburn (9/19/15) |
| Allowed 150 or fewer yards | 100 vs. Auburn (9/19/15) |
| Allowed 175 or fewer yards..... | 161 vs. Eastern Michigan (10/03/15) |
| Allowed 200 or fewer yards | 161 vs. Eastern Michigan (10/03/15) |

Individual Rushing

| | |
|---|--|
| Had a player rush for 100 or more yards | 180 by Leonard Fournette vs. Florida (10/17/15) |
| Had a player rush for 150 or more yards | 180 by Leonard Fournette vs. Florida (10/17/15) |
| Had a player rush for 200 or more yards..... | 233 by Leonard Fournette vs. Eastern Michigan (10/03/15) |
| Had a player rush for 225 or more yards | 233 by Leonard Fournette vs. Eastern Michigan (10/03/15) |
| Had a player rush for 2 or more TDs | 2 by Leonard Fournette vs. Florida (10/17/15) |
| Had a player rush for 3 or more TDs | 3 by Leonard Fournette vs. Eastern Michigan (10/03/15) |
| Had a player rush for 4 or more TDs | 4 by Domanick Davis vs. Illinois (01/01/02 - Sugar Bowl) |
| Had a player rush for 5 or more TDs | 5 by Kevin Faulk at Kentucky (11/01/97) |

Individual Passing

| | |
|--|---|
| Had a player pass for 200 or more yards..... | 202 by Brandon Harris vs. Florida (10/17/15) |
| Had a player pass for 250 or more yards | 328 by Zach Mettenberger vs. Furman (10/26/13) |
| Had a player pass for 300 or more yards..... | 328 by Zach Mettenberger vs. Furman (10/26/13) |
| Had a player pass for 350 or more yards | 372 by Zach Mettenberger at Georgia (09/28/13) |
| Had a player pass for 400 or more yards | 444 by Rohan Davey vs. Illinois (01/01/02 - Sugar Bowl) |
| Had a player pass for 450 or more yards..... | 528 by Rohan Davey at Alabama (11/03/01) |
| Had a player pass for 500 or more yards | 528 by Rohan Davey at Alabama (11/03/01) |
| Had a player pass for 2 or more TDs | 2 by Brandon Harris vs. Florida (10/17/15) |
| Had a player pass for 3 or more TDs | 3 by Brandon Harris vs. New Mexico State (9/27/14) |
| Had a player pass for 4 or more TDs..... | 5 by Zach Mettenberger vs. UAB (09/07/13) - school record |
| Had a player complete 20 passes..... | 25 by Zach Mettenberger at Mississippi State (10/05/13) |
| Had a player complete 25 passes | 25 by Zach Mettenberger at Mississippi State (10/05/13) |
| Had a player complete 30 passes..... | 31 by Rohan Davey vs. Illinois (01/01/02 - Sugar Bowl) |
| Had a player complete 35 passes | 35 by Rohan Davey at Alabama (11/03/02) |
| Had a player complete 15 straight passes | 17 by Rohan Davey vs. Arkansas-6 (11/26/99), vs. Western Carolina-11 (09/02/00) |
| | 17 by Matt Mauck vs. Arizona-11 (09/06/03), vs. Western Illinois-6 (09/13/03) |
| Had a player throw 30 passes..... | 33 by Zach Mettenberger at Ole Miss (10/19/13) |
| Had a player throw 35 passes..... | 37 by Zach Mettenberger at Georgia (09/28/13) |
| Had a player throw 40 passes | 47 by Matt Flynn vs. Arkansas (11/23/07) |
| Had a player throw 45 passes | 47 by Matt Flynn vs. Arkansas (11/23/07) |
| Had a player throw 50 passes | 53 by Rohan Davey vs. Illinois (01/01/02 - Sugar Bowl) |

Individual Receiving

| | |
|---|--|
| Had a player with 9 or more receptions in a game | 9 by Odell Beckham Jr. at Mississippi State (10/05/13) |
| Had a player with 10 or more receptions in a game..... | 10 by Jarvis Landry at Georgia (09/28/13) |
| Had a player with 11 or more receptions in a game | 12 by Brandon LaFell vs. Troy (11/15/08) |
| Had a player with 12 or more receptions in a game | 12 by Brandon LaFell vs. Troy (11/15/08) |
| Had a player with 13 or more receptions in a game | 14 by Josh Reed vs. Illinois (01/01/02 - Sugar Bowl) |
| Had a player with 14 or more receptions in a game | 14 by Josh Reed vs. Illinois (01/01/02 - Sugar Bowl) |
| Had a player with 15 or more receptions in a game | 19 by Josh Reed at Alabama (11/03/01) |
| Had a player receive 100 or more yards..... | 115 by Malachi Dupre vs. Florida (10/17/15) |
| Had a player receive 150 or more yards | 151 by Travin Dural vs. Wisconsin (8/30/14) |
| Had a player receive 200 or more yards | 204 by Odell Beckham Jr. vs. Furman (10/26/13) |
| Had a player receive 250 or more yards..... | 293 by Josh Reed at Alabama (11/03/01) |
| Had a player receive for 2 or more TDs | 2 by Malachi Dupre vs. Florida (10/17/15) |
| Had a player receive for 3 or more TDs | 3 by Travin Dural vs. Sam Houston State (9/6/14) |
| Had a player receive for 4 or more TDs | 4 by Tony Moss vs. Ohio University (09/30/89) |
| Had a player receive for 5 or more TDs | 5 by Carlos Carson vs. Rice (09/24/77) |

THE LAST TIME LSU ... (ALL GAMES)

Games against Ranked Teams

| | |
|---|--|
| Beat a top 25 team | #8 Florida, 35-28, in Baton Rouge (10/17/15) |
| Beat a top 10 team | #8 Florida, 35-28, in Baton Rouge (10/17/15) |
| Beat a top 5 team | #3 Ole Miss, 10-7, in Baton Rouge (10/25/14) |
| Beat an FBS No. 1 team (AP or Coaches Poll) | #1 Ohio State, 38-24 (01/07/08 - BCS Championship Game) |
| Beat an FBS No. 1 team (AP or Coaches Poll) at home | #1 Florida, 28-21 (10/11/97) |
| Beat a ranked opponent at home | #8 Florida, 35-28, in Baton Rouge (10/17/15) |
| Beat a ranked opponent on the road | #25 Mississippi State, 21-19, in Starkville, Mississippi (09/12/15) |
| Beat a ranked opponent at a neutral site | #14 Wisconsin, 28-24, in AdvoCare Texas Kickoff in Houston, Texas (8/30/14) |
| Beat back-to-back ranked opponents | #25 Mississippi State, 21-19, in Starkville, Mississippi (09/12/15) & #18 Auburn, 45-21, in Baton Rouge (09/19/15) |
| Beat a ranked team in three straight games | 11/23/01 - 01/01/02 vs. #22 Arkansas, #24 Auburn, #2 Tennessee (SEC CG), #7 Illinois (Sugar Bowl) |
| Beat a ranked team in four straight games | 11/23/01 - 01/01/02 vs. #22 Arkansas, #24 Auburn, #2 Tennessee (SEC CG), #7 Illinois (Sugar Bowl) |
| Lost to a ranked opponent at home | #5 Alabama, 20-13 OT (11/08/14) |
| Lost to a ranked opponent on the road | #5 Auburn, 41-7, in Auburn, Ala. (10/04/14) |
| Lost to a ranked opponent at a neutral site..... | #14 Clemson, 25-24, in Chick-fil-A Bowl (12/31/12) |
| Lost to an unranked opponent at home | Mississippi State, 34-29 (9/20/14) |
| Lost to an unranked opponent on the road | at Arkansas, 17-0 (11/15/14) |

Special Situations

| | |
|---|---|
| Won on the last play of the game..... | at #2 Alabama (9-6, 11/05/11); Drew Alleman 25-yard field goal in overtime |
| Lost on the last play of the game | vs. Notre Dame, 31-28, in Music City Bowl (12/30/15); field goal as time expired |
| Came back and won from 10 or more down in 4th quarter | vs. #14 Wisconsin, 28-24 (8/30/14); down 24-13 entering 4th quarter |
| Lost when leading by 10 or more in 4th quarter | #14 Clemson, 25-24 in Chick-fil-A Bowl (12/31/12); led 24-13 entering fourth quarter |
| Lost when leading by 20 points of more | Tennessee, 30-27 OT (09/26/05); led 21-0 at halftime |
| Scored on the first play from scrimmage | Travin Dural (94-yard pass from QB Anthony Jennings) vs. Sam Houston State (9/6/14) |
| A QB caught a pass on a designed play | Matt Flynn (35-yards from WR Early Doucet) at Alabama (11/03/07) |
| A RB threw a TD pass on a designated play | Spencer Ware (39 yards to Rueben Randle for a TD) at Auburn (10/23/10) |
| Had two RB rush for at least 100 yards each | Derrius Guice (161 yards) and Leonard Fournette (158 yards) vs. South Carolina (10/10/15) |

Returns/Special Teams/Defense

| | |
|--|--|
| Returned a KO for a TD | Leonard Fournette, 100 yards vs. Notre Dame (12/30/14- Music City Bowl) |
| Returned a Punt for a TD | Tre'Davious White, 69 yards at Syracuse (9/26/15) |
| Returned an INT for a TD | Deion Jones, 23 yards vs. Eastern Michigan (10/03/15) |
| Returned 2 INTs for TDs..... | Ronald Martin (45 yards) & Lavar Edwards (23 yards) vs. Idaho (09/15/12) |
| Returned 3 INTs for TDs..... | 3 vs. Arkansas State (C. Raymond, D. Walkup, C. Buckels) (10/12/91) |
| Recovered a fumble in endzone for a TD | Kevin Minter at Ole Miss (11/19/11) |
| Returned a fumble for a TD | Danielle Hunter, 25-yard fumble recovery and return vs. Mississippi State (9/20/14) |
| Scored two defensive TDs in a game | 2 vs. UL-Monroe (R. Brooks, INT; L. Edwards, FUM) (11/13/10) |
| Faked a field goal for a touchdown | Trent Domingue (kicker), 16-yard run (10/17/15 vs. Florida) |
| Faked a punt for a first down | Kendell Beckwith, 5-yard run in third quarter vs. Wisconsin (8/30/14) |
| Faked a field goal for a first down | Josh Jasper, 5-yard run in 4th quarter (10/09/10 at Florida) |
| A player kicked the PAT after scoring the TD | Trent Domingue vs. Florida (10/17/15) |
| Blocked a FG | Ego Ferguson, 29-yard Andrew Ritter attempt in fourth quarter at Ole Miss (10/19/13) |
| Returned a blocked FG for a TD | Patrick Peterson, 53 yards on the block of Ole Miss' 47-yard FG attempt (11/21/09) |
| Blocked a PAT (kick) | Mark Roman, attempt by Seth Hanson (10/17/98 vs. Kentucky) |
| Returned a PAT for a Defensive Extra Point | Mark Roman, kick attempt by Seth Hanson (10/17/98 vs. Kentucky) |
| Blocked a punt..... | Daniel Graff vs. Tulane (10/31/09) |
| Blocked a punt for a safety | Jarvis Green, on an Andy Smith punt (10/16/99 at Kentucky) |
| Returned a blocked punt for TD | Craig Steltz, 29 yard, off Jacob Hester's block at Arizona State (09/10/05) |
| Recovered an onside kick | at Ole Miss (11/21/09); recovered by Brandon LaFell with 1:16 left in fourth quarter |
| Recovered an onside kick to start the game | vs. Auburn (12/01/01) |
| Recorded a Safety (Team)..... | vs. North Carolina (09/04/10); ball rolled out of endzone on punt attempt |
| Recorded a Safety (Individual tackle) | Sam Montgomery at Auburn (09/22/12) |
| Recorded six interceptions..... | 6 at Mississippi State (08/30/07) |
| Had a player record three interceptions..... | 3 by Craig Steltz at Mississippi State (8/30/07) |
| Had a player record 15 tackles..... | 19 by Kevin Minter vs. Clemson in Chick-fil-A Bowl (12/31/12) |
| Had six sacks as a team | 7 vs. Sam Houston State (9/6/14) |

Opponent Returns/Special Teams

| | |
|--|---|
| Returned a KO for a TD | Rashad Fenton of South Carolina, 96 yards (10/10/15) |
| Returned a Punt for a TD..... | Antonio Callaway of Florida, 72 yards (10/17/15 vs. Florida) |
| Returned an INT for a TD | Reggie Thomas of Furman, 74 yards on Zach Mettenberger (10/26/13) |
| Returned 3 INTs for TDs..... | 3 by Alvis, Smith, Robinson (09/17/94 at Auburn) |
| Recovered a fumble in endzone for a TD | Chris Shelling (09/17/94 at Auburn) |
| Returned a fumble for a TD | Alonzo Highsmith of Arkansas, 47 yards in first quarter (11/25/11 in Baton Rouge) |
| Blocked a FG | at Alabama (11/05/11) |
| Blocked a punt..... | Florida (10/08/11) in fourth quarter |
| Blocked two punts | 2 at Virginia Tech (9/01/02) |
| Blocked a punt for a safety..... | blocked Donnie Jones (09/01/02 at Virginia Tech) |
| Recorded a Safety (Team)..... | vs. Western Kentucky (11/12/11) |
| Blocked a PAT (kick) | Ole Miss (11/18/06) |
| Returned a PAT for a Defensive Extra Point | Eric Kelly, off bad snap (10/17/98 vs. Kentucky) |
| Faked a field goal for a TD..... | Damon Duval, 1 yard run (09/18/99 vs. Auburn) |
| Recovered an onside kick | Auburn (09/21/13) |


33
Jamal Adams
Safety
6-1 • 211 • So. • 1L
Carrollton, Texas (Hebron HS)


- 2015 Preseason All-SEC Third Team (Media)
- 2014 Freshman All-American (Sporting News, Scout.com, 247Sports.com)
- 2014 All-SEC Freshman Team

SOPHOMORE SEASON (2015)

Earned his second career interception against Eastern Michigan ... Second-leading tackler with five, including one TFL, at Syracuse ... Recorded his first career interception and added six tackles, two PBUs and a TFL against Auburn ... Tenacious defender with a knack for always being around the football and with a great deal of confidence and swagger, much like that of former LSU All-America Tyrann Mathieu ... One of the top defenders in the SEC after earning Freshman All-America honors in 2014 ... A team leader as a sophomore in 2015 ... In line for national honors in what will be just his second year with the Tigers.

CAREER HIGHS

Total tackles: 10 vs. Notre Dame, 2014

Tackles for loss: 2.0 vs. Notre Dame, 2014

Sacks: 1 vs. Kentucky, 2014

Interceptions: 1, 2x (Last: vs. Eastern Michigan, 2015; First: vs. Auburn, 2015)

ADAMS' CAREER DEFENSIVE STATS

| YEAR | G-GS | UT | AT | TT | TFL | SACKS | PBU | QBH | INT | FF | FR |
|---------------|-------------|-----------|-----------|-----------|---------------|--------------|----------|----------|------------|----------|----------|
| 2014 | 13-2 | 38 | 28 | 66 | 5.0-11 | 1.0-1 | 5 | 0 | 0 | 0 | 0 |
| 2015 | 6-6 | 13 | 10 | 23 | 2.0-3 | 0 | 3 | 0 | 2-0 | 0 | 0 |
| Totals | 19-8 | 51 | 38 | 89 | 7.0-14 | 1.0-1 | 8 | 0 | 2-0 | 0 | 0 |

ADAMS IN THE SEC RANKINGS • OCT. 18

0.33 Interceptions Per Game • T-5th


48
Donnie Alexander
Linebacker
6-1 • 215 • So. • 1L
New Orleans, La. (Edna Karr HS)

SOPHOMORE SEASON (2015)

Made his first career start at Will linebacker at Syracuse ... Second-year linebacker that will be counted on for playing time ... Key contributor on special teams as well for the Tigers ... Excellent speed with good instincts.

D. ALEXANDER'S CAREER HIGHS

Total tackles: 3 vs. Eastern Michigan, 2015

Tackles for loss: 0

Sacks: 0

D. ALEXANDER'S CAREER DEFENSIVE STATS

| YEAR | G-GS | UT | AT | TT | TFL | SACKS | PBU | QBH | INT | FF | FR |
|---------------|-------------|----------|----------|----------|----------|----------|----------|----------|----------|----------|----------|
| 2014 | 12-0 | 0 | 1 | 1 | 0 | 0 | 0 | 0 | 0 | 0 | 0 |
| 2015 | 6-1 | 4 | 4 | 8 | 0 | 0 | 0 | 0 | 0 | 0 | 0 |
| Totals | 18-1 | 4 | 5 | 9 | 0 | 0 | 0 | 0 | 0 | 0 | 0 |


52
Kendell Beckwith
Linebacker
6-2 • 252 • Jr. • 2L
Jackson, La. (East Feliciana HS)


- 2015 Bednarik Award Watch List
- 2015 Bronko Nagurski Trophy Watch List
- 2015 Butkus Award Watch List
- 2015 Preseason All-America Fourth Team (Phil Steele)
- 2015 All-SEC Second Team (Coaches, Media)
- 2014 SEC Defensive Player of the Week (vs. Ole Miss)

JUNIOR SEASON (2015)

Team's leading tackler, along with Deion Jones, with 41 stops ... Added eight tackles and one TFL against Florida ... Led the team again with five tackles vs. South Carolina ... Tied for the team lead with eight tackles, including 2.0 TFL, versus Eastern Michigan ... Second-leading tackler with five tackles at Syracuse ... Tied his career high with 11 tackles in the season opener at Mississippi State ... Tremendous physical specimen who will be one of the defensive leaders for LSU in 2015.

BECKWITH'S CAREER HIGHS

Total tackles: 11, 2x (Last: at Mississippi State, 2015; First: Ole Miss, 2014)

Tackles for loss: 2.0, 2x (Last: vs. Eastern Michigan, 2015; First: at Texas A&M, 2014)

Sacks: 1.0, 2x, (Last: Sam Houston State, 2014; First: Florida, 2013)

BECKWITH'S CAREER DEFENSIVE STATS

| YEAR | G-GS | UT | AT | TT | TFL | SACKS | PBU | QBH | INT | FF | FR |
|---------------|--------------|-----------|-----------|------------|----------------|---------------|----------|----------|-------------|----------|------------|
| 2013 | 12-0 | 5 | 6 | 11 | 1.0-8 | 1.0-8 | 0 | 0 | 0 | 1 | 0 |
| 2014 | 13-7 | 36 | 41 | 77 | 7.5-26 | 2.0-14 | 3 | 2 | 1-29 | 0 | 2-0 |
| 2015 | 6-6 | 23 | 18 | 41 | 3.0-6 | 0-0 | 1 | 1 | 0 | 0 | 0 |
| Totals | 31-13 | 64 | 65 | 129 | 11.5-40 | 3.0-22 | 4 | 3 | 1-29 | 1 | 2-0 |


46
Tashawn Bower
Defensive End
6-5 • 240 • Jr. • 2L
Somerville, N.J. (Immaculata HS)

JUNIOR SEASON (2015)

Returned to action vs. Florida and posted 1.5 tackles for loss and half a sack ... Missed the EMU and South Carolina games with an injury ... Picked up the first sack of his career as he combined with Deion Jones for a sack versus Auburn ... Made his first career start at Mississippi State and recorded a TFL ... Junior defensive end that will be counted on to assume a leadership role with Tigers in 2015 ... Shown improvement in first two years at LSU and that trend continued during the spring under first-year defensive line coach Ed Orgeron.

BOWER'S CAREER HIGHS

Total tackles: 5, New Mexico State, 2014

Tackles for loss: 1.5 vs. Florida, 2015

Sacks: 0.5, 2x (Last: vs. Florida, 2015; First: vs. Auburn, 2015)

BOWER'S CAREER DEFENSIVE STATS

| YEAR | G-GS | UT | AT | TT | TFL | SACKS | PBU | QBH | INT | FF | FR |
|---------------|-------------|----------|-----------|-----------|---------------|--------------|----------|----------|----------|----------|----------|
| 2013 | 6-0 | 1 | 2 | 3 | 0 | 0 | 0 | 0 | 0 | 0 | 0 |
| 2014 | 13-0 | 3 | 13 | 16 | 2.5-6 | 0 | 0 | 2 | 0 | 0 | 0 |
| 2015 | 4-3 | 3 | 8 | 11 | 3.0-13 | 1.0-3 | 0 | 1 | 0 | 0 | 0 |
| Totals | 23-3 | 7 | 23 | 30 | 5.5-19 | 1.0-3 | 0 | 3 | 0 | 0 | 0 |


4

Nick Brossette
Running Back
6-0 • 218 • Fr. • HS
Baton Rouge, La. (University HS)


TRUE FRESHMAN SEASON (2015)

Saw his first action as a Tiger against Auburn when he rushed for 13 yards and caught one pass.

CAREER RUSHING HIGHS

Attempts: 4 vs. Auburn, 2015

Yards: 18 vs. Eastern Michigan, 2015

Touchdowns: 0

Long: 10 vs. Eastern Michigan, 2015

BROSSETTE'S CAREER RECEIVING HIGHS

Receptions: 1 vs. Auburn, 2015

Yards: -1 vs. Auburn, 2015

Long: -1 vs. Auburn, 2015

Touchdowns: 0

BROSSETTE'S CAREER RUSHING STATS

| YEAR | G-GS | ATT. | YDS. | TD | LONG |
|---------------|------------|----------|-----------|----------|-----------|
| 2015 | 5-0 | 9 | 42 | 0 | 10 |
| Totals | 5-0 | 9 | 42 | 0 | 10 |


42

Colby Delahoussaye
Place Kicker
5-9 • 182 • Jr. • 2L
New Iberia, La. (New Iberia HS)


JUNIOR SEASON (2015)

Handled LSU field goal and point-after attempts in 2013 and 2014 ... Currently behind Trent Domingue for starting job ... For career has connected on 24-of-29 field goals including 14-of-16 from 30-yards or longer ... Seven of his 24 field goals have come in fourth quarter of games ... Is 90-of-93 on extra-point attempts.

DELAHOUSSEY'S CAREER HIGHS

Field Goals Made: 3, vs. TCU, 2013

Field Goal Attempted: 3, vs. TCU, 2013

Long FG: 50, at Florida, 2014

DELAHOUSSEY'S CAREER FIELD GOAL TOTALS

| YEAR | FGM-FGA | 1-19 | 20-29 | 30-39 | 40-49 | 50+ | LG | PAT | POINTS |
|---------------|--------------|------------|-------------|-------------|------------|------------|-----------|--------------|------------|
| 2013 | 13-14 | 0-0 | 6-6 | 4-5 | 3-3 | 0-0 | 49 | 56-57 | 95 |
| 2014 | 11-15 | 0-0 | 3-6 | 5-5 | 2-3 | 1-1 | 50 | 34-36 | 67 |
| 2015 | -- | -- | -- | -- | -- | -- | -- | -- | -- |
| TOTALS | 24-29 | 0-0 | 9-12 | 9-10 | 5-6 | 1-1 | 50 | 90-93 | 162 |


9

John Diarse
Wide Receiver
6-1 • 209 • So. • 1L
Monroe, La. (Neville HS)


SOPHOMORE EASON (2015)

Started vs. South Carolina and Florida ... Redshirt sophomore receiver who started LSU's final three games in 2014 ... Big and physical player with good hands ... Has a knack for producing big plays, all three of his TDs were over 30-plus yards in 2014.

DIARSE'S CAREER RECEIVING HIGHS

Receptions: 3, at Texas A&M, 2014

Yards: 76, vs. Notre Dame, 2014

Long: 75, vs. Notre Dame, 2014

Touchdowns: 1, 3x (Last: vs. Notre Dame, 2014; First: vs. Wisconsin, 2014)

DIARSE'S CAREER RECEIVING STATS

| YEAR | G-GS | REC. | YDS. | TD | LONG |
|---------------|-------------|-----------|------------|----------|-----------|
| 2014 | 13-3 | 15 | 275 | 3 | 75 |
| 2015 | 6-2 | 3 | 31 | 0 | 12 |
| Totals | 19-5 | 18 | 306 | 3 | 75 |


14

Trent Domingue
Place Kicker/Punter
6-2 • 170 • Jr. • 1L
Mandeville, La. (St. Paul's HS)


JUNIOR SEASON (2015)

Scored a 16-yard touchdown run on a fake field goal against Florida that proved to be the winning TD ... Said he "blacked out" on the TD run and can't remember anything during the play ... Nailed a 29-yard field goal vs. South Carolina ... Hit 3-for-3 on field goals, including a career-long 45-yarder, vs. Eastern Michigan ... Perfect day at Syracuse as he nailed 21 and 37 yard field goals and went 4-for-4 on PATs ... Kicked a 32-yard field goal, went 6-for-6 on PATs and boomed four of eight kickoffs for touchbacks against Auburn ... Did not attempt a field goal but was a perfect 3-for-3 on PATs at Mississippi State ... Also handled kickoffs in the opener and blasted two of four for touchbacks ... Enters his fourth season with the Tigers in 2015 ... Handled the majority of the kickoff duties for the Tigers in 2014 ... Took over as LSU's field goal kicker in final two games of 2014 season ... A former walk-on who earned a spot on the team and redshirted as a true freshman in 2012.

DOMINGUE'S CAREER KICKOFF HIGHS

Kickoffs: 8 vs. Auburn, 2015

Kickoff Yards: 491 vs. Auburn, 2015

Kickoff Avg.: 64.7, New Mexico State, 2014

Touchbacks: 5, 2x (Last: New Mexico State, 2014; First: Sam Houston State, 2014)

DOMINGUE'S CAREER KICKOFF STATS

| YEAR | G-GS | NO. | YDS. | AVG. | TB | OB |
|---------------|-------------|-----------|--------------|-------------|-----------|----------|
| 2014 | 13-0 | 51 | 3,173 | 62.2 | 28 | 2 |
| 2015 | 6-0 | 30 | 1,752 | 58.4 | 7 | 2 |
| Totals | 19-0 | 81 | 4,925 | 60.8 | 35 | 4 |

DOMINGUE'S CAREER FIELD GOAL TOTALS

| YEAR | FGM-FGA | 1-19 | 20-29 | 30-39 | 40-49 | 50+ | LG | PAT | POINTS |
|---------------|-------------|------------|------------|------------|------------|------------|-----------|--------------|-----------|
| 2014 | 2-4 | 0-0 | 1-1 | 1-2 | 0-1 | 0-0 | 31 | 6-6 | 12 |
| 2015 | 7-7 | 0-0 | 4-4 | 2-2 | 1-1 | 0-0 | 45 | 29-29 | 56 |
| TOTALS | 9-11 | 0-0 | 5-5 | 3-4 | 1-2 | 0-0 | 45 | 35-35 | 68 |

DOMINGUE IN THE SEC RANKINGS • OCT. 18

100% Field Goal Percentage • T-1st

PLAYER BIOS

9.3 Points Per Game (Scoring) • 4th
1.17 Field Goals Per Game • 10th



15

Malachi Dupre
Wide Receiver

6-3 • 190 • So. • 1L
New Orleans, La. (John Curtis HS)



• **2014 All-SEC Freshman Team**

SOPHOMORE SEASON (2015)

Earned his second 100-yard receiving game with 115 yards and two touchdowns on four receptions vs. Florida ... Set a career high with six receptions vs. South Carolina, including a 10-yard TD catch ... Caught four passes for 73 yards and one 11-yard TD at Syracuse ... Hauled in two receptions with a long of 20 yards at Mississippi State ... Big play receiver who is looking to build on solid freshman season in 2015 ... Ranked second on team in both receiving yards (318) and receiving touchdowns (5) as a true freshman in 2014 ... The five TDs were the most for an LSU true freshman receiver since Michael Clayton scored six touchdowns in 2001.

DUPRE'S CAREER RECEIVING HIGHS

Receptions: 6 vs. South Carolina, 2015

Yards: 120, Mississippi State, 2014

Long: 52, 2x (Last: vs. Florida, 2015; First: at Auburn, 2014)

Touchdowns: 2, 2x (Last: vs. Florida, 2015; First: Mississippi State, 2014)

DUPRE'S CAREER RECEIVING STATS

| YEAR | G-GS | REC. | YDS. | TD | LONG |
|---------------|-------------|-----------|------------|----------|-----------|
| 2014 | 12-2 | 14 | 318 | 5 | 52 |
| 2015 | 6-4 | 18 | 311 | 4 | 52 |
| Totals | 18-6 | 32 | 629 | 9 | 52 |



83

Travin Dural
Wide Receiver

6-2 • 203 • Jr. • 2L
Breaux Bridge, La. (Breaux Bridge HS)



• **2015 Biletnikoff Award Watch List**

• **2015 Preseason All-SEC Third Team (Coaches)**

JUNIOR SEASON (2015)

Led the team in receptions with five for 65 yards vs. Florida ... Had his fourth career 100-yard receiving game with 109 yards on four catches, including a 62-yard TD against South Carolina ... Caught one pass at Syracuse but made it count as it went for 51 yards and led to a TD one play later ... Led LSU again with four receptions for 27 yards versus Auburn ... Led LSU receivers with four catches at Mississippi State and also carried it twice for 14 yards ... Speedster who emerged as the leader of LSU's receiving corps in 2014 ... Deep threat with tremendous hands who was named to the Biletnikoff Award Watch List ... One of the fastest players on the team with a sub-4.4 40-yard dash ... For his career, 48 of his 63 receptions have resulted in either first downs or touchdowns.

DURAL'S CAREER RECEIVING HIGHS

Receptions: 6, 2x (Last: Mississippi State, 2014; First: ULM, 2014)

Yards: 151 vs. Wisconsin, 2014

Long: 94 (TD) vs. Sam Houston State, 2014

Touchdowns: 3 vs. Sam Houston State, 2014

DURAL'S CAREER RUSHING HIGHS

Attempts: 4, vs. Notre Dame, 2014

Yards: 61, vs. Notre Dame, 2014

Touchdowns: None


Long: 24, vs. Notre Dame, 2014

DURAL'S CAREER RECEIVING STATS

| YEAR | G-GS | REC. | YDS. | TD | LONG |
|---------------|--------------|-----------|--------------|-----------|----------------|
| 2013 | 12-0 | 7 | 145 | 2 | 49 (TD) |
| 2014 | 13-13 | 37 | 758 | 7 | 94 (TD) |
| 2015 | 6-4 | 19 | 294 | 1 | 62 (TD) |
| Totals | 31-17 | 63 | 1,197 | 10 | 94 (TD) |

DURAL'S CAREER RUSHING STATS

| YEAR | G-GS | ATT. | YDS. | TD | LONG |
|---------------|--------------|-----------|------------|----------|-----------|
| 2013 | 12-0 | 0 | 0 | 0 | 0 |
| 2014 | 13-13 | 10 | 111 | 0 | 24 |
| 2015 | 6-4 | 3 | 13 | 0 | 17 |
| Totals | 31-17 | 13 | 124 | 0 | 24 |



50

Reid Ferguson
Long Snapper

6-2 • 244 • Sr. • 3L
Buford, Ga. (Buford HS)



• **2015 Phil Steele Preseason All-America First Team**

SENIOR SEASON (2015)

In his fourth season as LSU's starting long snapper in 2015 and for second consecutive season is listed as a preseason All-America by Phil Steele ... Has played in all 45 games during his LSU career ... One of the few long snappers at the collegiate level who was given a scholarship out of high school ... Handles all snaps for punts and placekicks ... For career, has taken part in 436 total snaps (223 field goals/PATs and 213 punts) ... Only missed one snap during his 44 career games ... High school teammates with LSU offensive lineman Vadal Alexander ... Graduated in May of 2015 with a degree in sports administration.


7
Leonard Fournette
Running Back
6-1 • 230 • So. • 1L
New Orleans, La. (Saint Augustine HS)


- 2015 Walter Camp National Offensive Player of the Week (vs. Auburn)
- 2015 FWAA National Offensive Player of the Week (vs. Auburn)
- 2015 Maxwell Award National Player of the Week (vs. Auburn)
- 2015 SEC Offensive Player of the Week (at Mississippi State, vs. Auburn, at Syracuse)
- 2015 Walter Camp Award Watch List
- 2015 Doak Walker Award Watch List
- 2015 Maxwell Award Watch List
- 2015 Hornung Award Watch List
- 2015 All-America Second Team (Athlon, CBS Sports, Sports Illustrated, Sporting News)
- 2015 Preseason All-America Third Team (Phil Steele)
- 2015 Preseason All-SEC First Team (Coaches, Media)
- 2014 All-SEC Freshman Team
- 2014 SEC Freshman of the Week (at Florida, vs. Ole Miss, at Texas A&M)
- 2014 Athlon Sports National Freshman of the Week (vs. Ole Miss)

SOPHOMORE SEASON (2015)

Currently has 150 carries for 1,202 rushing yards and 14 rushing TDs (8.0-yard average) ... Also has six receptions for 56 yards this season ... His 1,202 rushing yards this season are more than the total of 85 FBS TEAMS ... Ranks sixth in LSU single-season rushing yards in only six games ... Leads the nation in rushing yards, yards per game, rushing TDs and is second in all-purpose yards ... Fournette became the fastest player in LSU history to reach 1,000 rushing yards in a season as he did it in five games ... He became only the 10th player in FBS history to reach 1,000 rushing yards in the fifth game of a season ... On his 87-yard TD run vs. South Carolina, Fournette not only crossed the 1,000 yard mark for the season, but he also surpassed 2,000 career rushing yards ... Is the fastest player in LSU history to reach the 2,000 rushing yard milestone, accomplishing the feat in only 303 carries and 18 career games ... Fournette's 834 rushing yards were the most by an LSU player through four games in school history and the most by any FBs player through four games since at least 2000 ... He is the first player in SEC history to rush for 200-plus yards in three consecutive games ... Fournette's 12 rushing touchdowns are the most through the first five games of a season by any player in LSU history (as were his 11 TDs thru 4 games) ... Fournette's 631 rushing yards were the most by an LSU player through three games in school history and the most by any FBS player through three games since at least 2000 ... Is the first player in LSU history to record eight rushing TDs in the first three games of the season and only the second to reach at least eight TDs thru three games (Dalton Hilliard had 4 rush, 4 rec. TDs in 1982) ... He is the first LSU player to rush for 200-plus yards in back-to-back games ... Became the fastest player in LSU history to reach the 500-yard and 600-yard rushing mark, doing it in three games ... Became the third LSU player to rush for at least 100 yards in the first three games of a season, joining Charles Alexander (1977, 1978) and Charles Scott (2008) ... Is the first LSU player with at least 100 rushing yards in the first five games of a season ... Has eight straight 100-yard rushing games, 11 total in his career ... His streak of eight straight 100-yard games is second-longest in LSU history ... LSU is 10-1 when Fournette rushes for 100-plus yards ... With three 200-yard rushing games, Fournette joins Kevin Faulk (4) and Charles Alexander (2) as the only Tigers with multiple 200-yard rushing performances ... Owns three of the Top 10 spots on LSU's single-game rushing yards record list ... His 387 rushing yards was the most by an LSU player thru 2 games ... Rushed for 233 yards and 3 TDs on 26 carries vs. Eastern Michigan with TD runs of 3, 75 and 11 yards ... Shattered his career high for the second straight week with 244 rushing yards and 2 TDs at Syracuse ... His 244 rushing yards at Syracuse were the most rushing yards by an LSU player on the road and the third-most in a game of all time ... Rushed for a career-high 228 yards and tied a career-best with 3 rushing TDs on 19 carries in LSU's 45-21 win over No. 18 Auburn ... Opened game with a 71-yard run that set the tone for a contest that saw LSU rush for 411 yards, its second-highest total in a conference game ... Scored on runs of 40, 29 and 1 yards in helping LSU build a 38-7 lead late in third quarter ... All of his rushing yards came in three quarters of action as he was just 23 yards shy of breaking the school record despite sitting out the fourth quarter ... Averaged 12.0 yards per carry, a school-record for a back with

at least 15 attempts in a game ... Set then-career highs with 28 carries, 159 rushing yards and 3 rushing TDs in the opener at Mississippi State ... Averaged 5.7 yards a carry vs. MSU ... His 28 carries were the most by a LSU player in a season-opener since 1985 when Dalton Hilliard had 31 carries for 148 yards in win over North Carolina ... 99 of his 159 yards came in second half ... Scored on runs of 1, 26 and 18 yards to account of all of LSU's offensive points ... One of the top players in college football and he's just a sophomore ... Listed among Heisman Trophy candidates for 2015.

FOURNETTE'S CAREER RUSHING HIGHS

Attempts: 31 vs. Florida, 2015

Yards: 244 at Syracuse, 2015

Touchdowns: 3, 3x (Last: vs. Eastern Michigan, 2015; First: at Mississippi State, 2015)

Long: 89, vs. Notre Dame, 2014

FOURNETTE'S CAREER RECEIVING HIGHS

Receptions: 3 vs. South Carolina, 2015

Yards: 41, Ole Miss, 2014

Long: 40, Ole Miss, 2014

Touchdowns: 0

FOURNETTE'S CAREER RUSHING STATS

| YEAR | G-GS | ATT. | YDS. | TD | LONG |
|---------------|--------------|------------|--------------|-----------|----------------|
| 2014 | 13-6 | 187 | 1,034 | 10 | 89 (TD) |
| 2015 | 6-6 | 150 | 1,202 | 14 | 87 (TD) |
| Totals | 19-12 | 337 | 2,236 | 24 | 89 (TD) |

FOURNETTE'S CAREER RECEIVING STATS

| YEAR | G-GS | REC. | YDS. | TD | LONG |
|---------------|--------------|-----------|------------|----------|-----------|
| 2014 | 13-6 | 7 | 127 | 0 | 40 |
| 2015 | 6-6 | 6 | 56 | 0 | 15 |
| Totals | 19-12 | 13 | 183 | 0 | 40 |

FOURNETTE'S CAREER KICKOFF RETURN STATS

| YEAR | G-GS | ATT. | YDS. | TD | LONG |
|---------------|--------------|-----------|------------|----------|-----------------|
| 2014 | 13-6 | 24 | 625 | 1 | 100 (TD) |
| 2015 | 6-6 | 0 | 0 | 0 | 0 |
| Totals | 19-12 | 24 | 625 | 1 | 100 (TD) |

FOURNETTE IN THE SEC RANKINGS • OCT. 18

209.7 All Purpose Yards Per Game • 1st

200.3 Rushing Yards Per Game • 1st

14.0 Points Per Game (Scoring) • 1st

200.3 Total Offense • 10th

14 Rushing Touchdowns • 1st

1,202 Rushing Yards • 1st

8.0 Yards Per Carry • 2nd

150 Rushing Attempts • 2nd


36
Cameron Gamble
Placekicker
5-10 • 197 • So. • 1L
Flower Mound, Texas (Flower Mound HS)

SOPHOMORE SEASON (2015)

Kicked off all six times vs. Florida and recorded three touchbacks ... Saw his first action of 2015 against Eastern Michigan when he kicked off three times ... Possesses one of the strongest legs for any kicker in LSU history ... Routinely booms the ball through the endzone on kickoffs ... In addition to pushing for additional playing time on kickoffs, can also help with field goals.

GAMBLE'S CAREER HIGHS

Kickoffs: 6 vs. Florida, 2015

Kickoff Yards: 351 vs. Florida, 2015

Kickoff Avg.: 64.8, New Mexico State, 2014

Touchbacks: 3, 3x (Last: vs. Florida, 2015; First: vs. Wisconsin, 2014)

PLAYER BIOS

GAMBLE'S CAREER KICKOFF STATS

| YEAR | G-GS | NO. | YDS. | AVG. | TB | OB |
|---------------|-------------|-----------|--------------|-------------|-----------|----------|
| 2014 | 7-0 | 17 | 1,043 | 61.4 | 7 | 1 |
| 2015 | 3-0 | 11 | 663 | 60.3 | 4 | 0 |
| Totals | 10-0 | 28 | 1,706 | 60.9 | 11 | 1 |



99

Greg Gilmore
Defensive Tackle

6-4 • 313 • So. • SQ
Hope Mills, N.C. (South View HS)



SOPHOMORE SEASON (2015)

Recorded a solo sack for a loss of eight yards at Syracuse ... Third-year defensive tackle with the size to be a run stuffer on the line ... Heads into the fall looking to crack the rotation at tackle ... Disruptive tackle who uses his aggressiveness to blow up plays in the backfield.

GILMORE'S CAREER HIGHS

Total tackles: 2 vs. New Mexico State, 2014

Tackles for a loss: 1.0 at Syracuse, 2015

Sacks: 1.0 at Syracuse, 2015

GILMORE'S CAREER DEFENSIVE STATS

| YEAR | G-GS | UT | AT | TT | TFL | SACKS | PBU | QBH | INT | FF | FR |
|---------------|-------------|----------|----------|----------|---------------|---------------|----------|----------|----------|----------|----------|
| 2014 | 6-0 | 1 | 3 | 4 | 0.5-3 | 0.5-3 | 0 | 0 | 0 | 0 | 0 |
| 2015 | 6-0 | 2 | 3 | 5 | 1.0-8 | 1.0-8 | 0 | 0 | 0 | 0 | 0 |
| Totals | 12-0 | 3 | 6 | 9 | 1.5-11 | 1.5-11 | 0 | 0 | 0 | 0 | 0 |



57

Davon Godchaux
Defensive Tackle

6-4 • 293 • So. • 1L
Plaquemine, La. (Plaquemine HS)



• 2015 Preseason All-SEC Third Team (Coaches, Media)

SOPHOMORE SEASON (2015)

Tallied six tackles and one TFL vs. Eastern Michigan ... Earned another tackle for a loss at Syracuse ... Leader on an LSU defense that limited Auburn to 260 total yards (160 rushing, 100 passing) ... Had 4 tackles, 2.0 sacks for 5 yards in losses and batted down a pass in the 45-21 LSU win ... His 2 sacks were a career-best and ran his season total to 3.0 ... Opened the season with five tackles and his first career sack for a loss of 12 yards at Mississippi State ... One of two returning starters at defensive tackle going into 2015 ... Teams with junior Christian LaCouture to give LSU one of the top defensive tackle tandems in the SEC.

GODCHAUX'S CAREER HIGHS

Total tackles: 8 vs. Notre Dame, 2014

Tackles for loss: 2.0 vs. Auburn, 2015

Sacks: 2.0 vs. Auburn, 2015

GODCHAUX'S CAREER DEFENSIVE STATS

| YEAR | G-GS | UT | AT | TT | TFL | SACKS | PBU | QBH | INT | FF | FR |
|---------------|--------------|-----------|-----------|-----------|---------------|---------------|----------|----------|----------|----------|----------|
| 2014 | 13-10 | 15 | 27 | 42 | 1.5-3 | 0 | 0 | 3 | 0 | 1 | 0 |
| 2015 | 6-6 | 6 | 16 | 22 | 5.0-21 | 3.0-17 | 1 | 1 | 0 | 0 | 0 |
| Totals | 19-16 | 21 | 43 | 64 | 6.5-24 | 3.0-17 | 1 | 4 | 0 | 1 | 0 |

GODCHAUX IN THE SEC RANKINGS • OCT. 18

0.50 Sacks Per Game • T-11th



85

Dillon Gordon
Tight End

6-5 • 308 • Sr. • 3L
Edgard, La. (John Curtis HS)



SENIOR SEASON (2015)

Returning starter at tight end for the Tigers ... Is the starter at tight end for the third straight season ... Has established himself as a player who could be counted on in both the run and pass game during his first three seasons with the Tigers ... Continues to evolve into a pass-catcher ... Has always been a tremendous blocker.

GORDON'S CAREER RECEIVING HIGHS

Receptions: 2, Furman, 2013

Yards: 36, Texas A&M, 2013

Long: 36, Texas A&M, 2013

Touchdowns: 0

GORDON'S CAREER RECEIVING STATS

| YEAR | G-GS | REC. | YDS. | TD | LONG |
|---------------|--------------|----------|-----------|----------|-----------|
| 2012 | 13-0 | 0 | 0 | 0 | -- |
| 2013 | 13-12 | 6 | 88 | 0 | 36 |
| 2014 | 13-13 | 0 | 0 | 0 | 0 |
| 2015 | 3-3 | 1 | 8 | 0 | 8 |
| Totals | 42-28 | 7 | 96 | 0 | 36 |



5

Derrius Guice
Running Back

5-11 • 222 • Fr. • HS
Baton Rouge, La. (Catholic HS)



• 2015 SEC Freshman of the Week (vs. South Carolina)

TRUE FRESHMAN SEASON (2015)

Shattered all his career highs with 16 carries for 161 yards and 1 touchdown with an average of 10.1 yards per carry against South Carolina ... His 161 rushing yards vs. USC were the sixth-most by a true freshman in LSU history ... Carried it six times for 55 yards, a 9.2-yard average, against Auburn and made his first reception ... Made his LSU debut in the season opener at Mississippi State where he was targeted on a swing pass out of the backfield that was incomplete ... Electrifying ball-carrier that has the potential to take every carry the distance.

GUICE'S CAREER RUSHING HIGHS

Attempts: 16 vs. South Carolina, 2015

Yards: 161 vs. South Carolina, 2015

Touchdowns: 1 vs. South Carolina, 2015

Long: 39 vs. South Carolina, 2015

GUICE'S CAREER RECEIVING HIGHS

Receptions: 1, 3x (Last: vs. South Carolina, 2015; First: vs. Auburn, 2015)

Yards: 6, 2x (Last: vs. Eastern Michigan, 2015; First: vs. Auburn, 2015)

Long: 6, 2x (Last: vs. Eastern Michigan, 2015; First: vs. Auburn, 2015)

Touchdowns: 0

GUICE'S CAREER RUSHING STATS

| YEAR | G-GS | ATT. | YDS. | TD | LONG |
|---------------|------------|-----------|------------|----------|-----------|
| 2015 | 6-0 | 31 | 268 | 1 | 39 |
| Totals | 6-0 | 31 | 268 | 1 | 39 |

GUICE'S CAREER RECEIVING STATS

| YEAR | G-GS | REC. | YDS. | TD | LONG |
|---------------|------------|----------|-----------|----------|----------|
| 2015 | 6-0 | 3 | 14 | 0 | 6 |
| Totals | 6-0 | 3 | 14 | 0 | 6 |


6
Brandon Harris
Quarterback
6-3 • 206 • So. • 1L
Bossier City, La. (Parkway HS)

• 2014 SEC Freshman of the Week (vs. New Mexico State)
SOPHOMORE SEASON (2015)

Is 6-1 as a starter ... Completed 13-of-19 passes for 202 yards and 2 TDs vs. Florida ... Set career highs in completions (18), attempts (28) and passing yards (228) against South Carolina ... Also threw two touchdowns against the Gamecocks ... Rushed for a TD vs. Eastern Michigan ... Threw for a season-high 157 yards and one TD on 8-of-16 passing at Syracuse ... Connected on an 11-yard TD pass to Malachi Dupre against the Orange ... Completed 12-of-17 passes for 74 yards and 1 TD and added 66 rushing yards and 2 TDs versus Auburn ... Provided a solid start in the opener at Mississippi State where he connected on 9-of-14 passing for 71 yards with no TDs or INTs ... Also rushed for 48 yards against MSU ... Gifted sophomore quarterback with a big arm and quick feet ... Played in nine games with one start as a true freshman in 2014.

HARRIS' CAREER PASSING HIGHS

Attempts: 28 vs. South Carolina, 2015
 Completions: 18 vs. South Carolina, 2015
 Yards: 228 vs. South Carolina, 2015
 Touchdowns: 3, New Mexico State, 2014
 Long: 62 vs. South Carolina, 2015

HARRIS' CAREER RUSHING HIGHS

Attempts: 8, 2x (Last: vs. Auburn, 2015; First: at Auburn, 2014)
 Yards: 66 vs. Auburn, 2015
 Touchdowns: 2, 2x (Last: vs. Auburn, 2015; First: New Mexico State, 2014)
 Long: 46, Sam Houston State, 2014

HARRIS' CAREER PASSING TOTALS

| YEAR | G-GS | COMP.-ATT.-INT. | YDS. | TD | LONG |
|---------------|-------------|-----------------|--------------|-----------|-----------|
| 2014 | 9-1 | 25-45-2 | 452 | 6 | 52 |
| 2015 | 6-6 | 64-108-0 | 812 | 6 | 62 |
| Totals | 15-7 | 89-153-2 | 1,264 | 12 | 62 |

HARRIS' CAREER RUSHING STATS

| YEAR | G-GS | ATT. | YDS. | TD | LONG |
|---------------|-------------|-----------|------------|----------|-----------|
| 2014 | 9-1 | 26 | 159 | 3 | 46 |
| 2015 | 6-6 | 36 | 160 | 3 | 33 |
| Totals | 15-7 | 62 | 319 | 6 | 46 |

HARRIS IN THE SEC RANKINGS • OCT. 18

140.7 Pass Efficiency • 7th


97
Frank Herron
Defensive Tackle
6-4 • 289 • So. • SQ
Memphis, Tenn. (Memphis Central HS)

SOPHOMORE SEASON (2015)

Blew up the backfield on one play against Auburn where he sacked the QB, forced a fumble and recovered it at the Auburn 5-yard line to set up an LSU TD ... Outstanding athlete who has the ability to play inside at tackle or outside at defensive end ... Possesses great quickness and burst for his size ... Provides solid depth in the defensive tackle rotation.

HERRON'S CAREER HIGHS

Total tackles: 3 vs. Florida, 2015
 Tackles for loss: 1.0 vs. Auburn, 2015
 Sacks: 1.0 vs. Auburn, 2015

HERRON'S CAREER DEFENSIVE STATS

| YEAR | G-GS | UT | AT | TT | TFL | SACKS | PBU | QBH | INT | FF | FR |
|---------------|-------------|----------|----------|----------|--------------|--------------|----------|----------|----------|----------|------------|
| 2014 | 4-0 | 2 | 1 | 3 | 0 | 0 | 0 | 0 | 0 | 0 | 0 |
| 2015 | 6-0 | 2 | 4 | 6 | 1.0-9 | 1.0-9 | 0 | 0 | 0 | 1 | 1-0 |
| Totals | 10-0 | 4 | 5 | 9 | 1.0-9 | 1.0-9 | 0 | 0 | 0 | 1 | 1-0 |


1
Donte Jackson
Defensive Back
5-11 • 167 • Fr. • HS
Metairie, La. (Riverdale HS)

TRUE FRESHMAN SEASON (2015)

Played on defense and special teams in the opener at Mississippi State ... Returned two kickoffs for 39 yards at MSU and made one solo tackle on kickoff coverage ... Explosive athlete that brings track speed and tremendous ball skills to the cornerback position ... Has seen time on offense as well as a kickoff returner ... Standout on his high school track and field team as well.

JACKSON'S CAREER HIGHS

Total tackles: 4 at Syracuse, 2015
 Tackles for loss: 0
 Sacks: 0

JACKSON'S CAREER DEFENSIVE STATS

| YEAR | G-GS | UT | AT | TT | TFL | SACKS | PBU | QBH | INT | FF | FR |
|---------------|------------|----------|----------|-----------|----------|----------|----------|----------|----------|----------|----------|
| 2015 | 6-0 | 8 | 4 | 12 | 0 | 0 | 0 | 0 | 0 | 0 | 0 |
| Totals | 6-0 | 8 | 4 | 12 | 0 | 0 | 0 | 0 | 0 | 0 | 0 |

JACKSON'S CAREER KICKOFF RETURN STATS

| YEAR | G-GS | ATT. | YDS. | TD | LONG |
|---------------|------------|----------|------------|----------|-----------|
| 2015 | 6-0 | 8 | 164 | 0 | 27 |
| Totals | 6-0 | 8 | 164 | 0 | 27 |


29

Rickey Jefferson
Safety
6-0 • 206 • Jr. • 2L
St. Rose, La. (Destrehan HS)


JUNIOR SEASON (2015)

Tied for the team lead with a career-high eight tackles vs. Eastern Michigan ... Finished with six tackles, second-most on the team, and one sack against Auburn ... Tallied a then career-best seven tackles and two PBUs in the opener at Mississippi State ... Starter at free safety while Jalen Mills has been out with injury ... Second member of his family – joining brother and former Tiger quarterback Jordan – to receive a football scholarship to LSU.

JEFFERSON'S CAREER HIGHS

Total tackles: 8 vs. Eastern Michigan, 2015
 Interceptions: 1, 2x (Last: at Florida, 2014; First: Sam Houston State, 2014)
 PBUs: 2 at Mississippi State, 2015

JEFFERSON'S CAREER DEFENSIVE STATS

| YEAR | G-GS | UT | AT | TT | TFL | SACKS | PBU | QBH | INT | FF | FR |
|---------------|-------------|-----------|-----------|-----------|---------------|--------------|----------|----------|-------------|----------|----------|
| 2013 | 7-1 | 3 | 3 | 6 | 0.5-1 | 0 | 2 | 0 | 0 | 0 | 0 |
| 2014 | 13-0 | 13 | 10 | 23 | 1.5-3 | 0 | 2 | 1 | 2-41 | 0 | 0 |
| 2015 | 6-6 | 15 | 12 | 27 | 1.0-7 | 1.0-7 | 3 | 0 | 0 | 0 | 0 |
| Totals | 26-7 | 31 | 25 | 56 | 3.0-11 | 1.0-7 | 7 | 1 | 2-41 | 0 | 0 |


10

Anthony Jennings
Quarterback
6-2 • 216 • Jr. • 2L
Marietta, Ga. (Marietta HS)



• 2013 SEC Freshman of the Week (vs. Arkansas)

JUNIOR SEASON (2015)

Joins sophomore Brandon Harris as the only two quarterbacks on the LSU roster with significant game experience ... Starting QB in 2014 ... Has a 9-4 mark as LSU's starting quarterback ... Has directed LSU to four fourth-quarter comeback during his two years with the Tigers ... Has thrown just eight interceptions on 256 attempts (32:1 ratio) ... Goes into 2015 with 1,792 career passing yards and 12 TDs ... Has also rushed for 310 yards and a score.

JENNINGS' CAREER PASSING HIGHS

Attempts: 26, 2x (Last: Alabama, 2014; First: Mississippi State, 2014)
 Completions: 13, Mississippi State, 2014
 Yards: 239, vs. Wisconsin, 2014
 Touchdowns: 3, Sam Houston State, 2014
 Long: 94 (TD), Sam Houston State, 2014

JENNINGS' CAREER RUSHING HIGHS

Attempts: 14, at Texas A&M, 2014
 Yards: 119, at Texas A&M, 2014
 Touchdowns: 1, 2x, (Last: vs. Iowa, 2014 Outback Bowl; First: vs. Florida, 2013)
 Long: 36, at Texas A&M, 2014

JENNINGS' CAREER PASSING TOTALS

| YEAR | G-GS | COMP.-ATT.-INT. | YDS. | TD | LONG |
|---------------|--------------|------------------|--------------|-----------|----------------|
| 2013 | 9-1 | 13-29-1 | 181 | 1 | 49 (TD) |
| 2014 | 13-12 | 111-227-7 | 1,611 | 11 | 94 (TD) |
| 2015 | 2-0 | 0-0-0 | 0 | 0 | 0 |
| Totals | 24-13 | 124-256-8 | 1,792 | 12 | 94 (TD) |

JENNINGS' CAREER RUSHING TOTALS

| YEAR | G-GS | ATT. | YDS. | TD | LONG |
|---------------|--------------|------------|------------|----------|-----------|
| 2013 | 9-1 | 19 | 18 | 1 | 21 |
| 2014 | 13-12 | 108 | 292 | 0 | 36 |
| 2015 | 2-0 | 0 | 0 | 0 | 0 |
| Totals | 24-13 | 127 | 310 | 1 | 36 |


81

Colin Jeter
Tight End
6-7 • 244 • Jr. • 1L
Longview, Texas (Kilgore College)



• 2014 SEC Academic Honor Roll

JUNIOR SEASON (2015)

Had a career-best 28-yard reception vs. Eastern Michigan ... Made his first career start at Syracuse ... Caught his first career touchdown on a 1-yard pass from Brandon Harris against Auburn ... Made his first reception as a Tiger in the opener against Mississippi State ... Tall, rangy player who can line up at tight end and h-back ... Played one season at Kilgore (Texas) College before transferring to LSU in the summer of 2014 ... Originally attended the Air Force Academy and was halfway through basic training before having to return home due to a family illness ... Opted to attend Kilgore (Texas) College in the fall of 2013 where he was a member of the football team ... Made an immediate impact with the Tigers as a sophomore in 2014, playing in 11 games.

JETER'S CAREER RECEIVING STATS

| YEAR | G-GS | REC. | YDS. | TD | LONG |
|---------------|-------------|----------|-----------|----------|-----------|
| 2014 | 11-0 | 0 | 0 | 0 | 0 |
| 2015 | 6-3 | 5 | 40 | 1 | 28 |
| Totals | 17-3 | 5 | 40 | 1 | 28 |


3

Tyron Johnson
Wide Receiver
6-1 • 189 • Fr. • HS
New Orleans, La. (Warren Easton HS)


TRUE FRESHMAN SEASON (2015)

Saw his first action as a Tiger against Auburn and made one catch ... Electrifying with the ball in his hands after the catch.

JOHNSON'S CAREER RECEIVING HIGHS

Receptions: 2 vs. South Carolina, 2015
 Yards: 6 vs. South Carolina, 2015
 Long: 8 vs. South Carolina, 2015
 Touchdowns: 0

JOHNSON'S CAREER RECEIVING TOTALS

| YEAR | G-GS | REC. | YDS. | TD | LONG |
|---------------|------------|----------|----------|----------|----------|
| 2015 | 5-0 | 3 | 6 | 0 | 8 |
| Totals | 5-0 | 3 | 6 | 0 | 8 |


45
Deion Jones
Linebacker
6-1 • 227 • Sr. • 3L
New Orleans, La. (Jesuit HS)

SENIOR SEASON (2015)

Tied with Kendell Beckwith for the team lead in tackles with 41 and tied for the lead with two interceptions ... Posted 10 tackles against Florida, including a sack, 2.5 tackles for loss and one critical PBU late in the fourth quarter ... Returned an interception 26 yards for a touchdown against Eastern Michigan ... After sitting out the first half of the Syracuse game because of a targeting call vs. Auburn, he recorded five solo tackles and his first career interception against the Orange ... Led the team for the second-straight week with eight tackles, including a half sack, against Auburn ... Shattered his career high in tackles with a team-leading 12 stops in the opener at Mississippi State, and he added two QB hurries and one TFL in the game ... Hard-hitting linebacker with tremendous speed ... Has made a name for himself in his first three seasons with devastating tackles on kickoff coverage.

JONES' CAREER HIGHS

Total tackles: 12 at Mississippi State, 2015
 Tackles for loss: 2.5 vs. Florida, 2015
 Sacks: 1.0 vs. Florida, 2015

JONES' CAREER DEFENSIVE STATS

| YEAR | G-GS | UT | AT | TT | TFL | SACKS | PBU | QBH | INT | FF | FR |
|---------------|-------------|-----------|-----------|------------|----------------|---------------|----------|----------|-------------|----------|------------|
| 2012 | 13-0 | 8 | 15 | 23 | 3.0-12 | 0 | 0 | 3 | 0 | 0 | 1-0 |
| 2013 | 13-0 | 6 | 9 | 15 | 1.0-6 | 0 | 0 | 1 | 0 | 0 | 0 |
| 2014 | 13-1 | 9 | 18 | 27 | 3.5-7 | 0 | 1 | 1 | 0 | 0 | 1-0 |
| 2015 | 6-5 | 20 | 21 | 41 | 5.0-17 | 1.5-13 | 1 | 4 | 2-26 | 0 | 0 |
| Totals | 45-6 | 43 | 63 | 106 | 12.5-42 | 1.5-13 | 2 | 9 | 2-26 | 0 | 2-0 |

JONES IN THE SEC RANKINGS • OCT. 18

0.33 Interceptions Per Game • T-5th


38
Jamie Keehn
Punter
6-5 • 231 • Sr. • 3L
Queensland, Australia (Rock Hampton GS)


- 2015 Ray Guy Award Watch List
- 2015 Wuerffel Trophy Watch List
- 2015 Preseason All-SEC Second Team (Coaches)
- 2015 Preseason All-SEC Third Team (Media)
- 2014 All-SEC Second Team (Coaches)
- 2014 Preseason All-SEC Third Team (Coaches, Media)
- 2013 SEC Academic Honor Roll

SENIOR SEASON (2015)

Only called on to punt three times versus Auburn but dropped two inside the Auburn 20-yard line ... Placed five of his nine punts inside the 20-yard line at Mississippi State ... LSU's starting punter for third consecutive season ... Had best year as a Tiger in 2014, All-SEC Second-Team honors after averaging 44.9 yards a punt ... Set school record in 2014 with 3,189 punting yards on 71 punts ... Has a career average of 42.8 yards on 154 punts ... The 42.8 career average ranks fourth in LSU history ... Oldest player on the team as he is 26 years of age.

KEEHN'S CAREER HIGHS

Punts: 10 vs. Iowa, 2014 Outback Bowl
 Punting Yards: 469 vs. Iowa, 2014 Outback Bowl
 Punting Average: 51.1, Mississippi State, 2014

Long: 64, vs. Wisconsin, 2014

50+ Punts: 5, 3x (Last: Miss. State, 2014; First: vs. Clemson, 2012 Chick-fil-A Bowl)
 Inside 20-yard line: 5, 2x (Last: at Mississippi State, 2015; First: vs. Wisconsin, 2014)

KEEHN'S CAREER PUNTING TOTALS

| YEAR | NO. | YDS. | AVG. | LG | I20 | TB | 50+ |
|---------------|------------|--------------|-------------|-----------|-----------|-----------|-----------|
| 2012 | 12 | 524 | 43.7 | 58 | 3 | 1 | 6 |
| 2013 | 43 | 1,765 | 41.0 | 58 | 18 | 4 | 10 |
| 2014 | 71 | 3,189 | 44.9 | 64 | 27 | 3 | 17 |
| 2015 | 28 | 1,109 | 39.6 | 58 | 11 | 2 | 1 |
| Totals | 154 | 6,587 | 42.8 | 64 | 59 | 10 | 34 |


49
Arden Key
Defensive End
6-6 • 231 • Fr. • HS
Atlanta, Ga. (Hapeville Charter Academy)

TRUE FRESHMAN SEASON (2015)


Tallied half a sack vs. Florida ... Hurried the QB on the pass that led to Deion Jones' 26-yard pick six in his first start vs. Eastern Michigan ... Tipped a pass that Deion Jones picked off at Syracuse ... Played extensively in the opener at Mississippi State and recorded LSU's first sack of the season along with two QB hurries and one PBU ... Rangy, explosive athlete at the defensive end position ... Used a tremendous fall camp to work his way into the rotation at defensive end heading into the season.

KEY'S CAREER HIGHS

Total tackles: 4 at Syracuse, 2015
 Tackles for loss: 1.0 at Mississippi State, 2015
 Sacks: 1.0 at Mississippi State, 2015

KEY'S CAREER DEFENSIVE STATS

| YEAR | G-GS | UT | AT | TT | TFL | SACKS | PBU | QBH | INT | FF | FR |
|---------------|------------|----------|----------|-----------|---------------|---------------|----------|----------|----------|----------|----------|
| 2015 | 6-3 | 9 | 9 | 18 | 2.0-13 | 1.5-13 | 1 | 5 | 0 | 0 | 0 |
| Totals | 6-3 | 9 | 9 | 18 | 2.0-13 | 1.5-13 | 1 | 5 | 0 | 0 | 0 |


91
Christian LaCouture
Defensive Tackle
6-5 • 307 • Jr. • 2L
Lincoln, Neb. (Lincoln Southwest HS)

JUNIOR SEASON (2015)

Tied his career high with six tackles at Mississippi State ... Will anchor the LSU defensive front in 2015 along with sophomore Davon Godchaux ... LaCouture and Godchaux give LSU one of the best defensive tackle combinations in the SEC ... Enters second season as a starter for the Tigers after starting all 13 games a year ago.

LaCOUTURE'S CAREER HIGHS

Total tackles: 6, 3x (Last: at Mississippi State, 2015; First: at Auburn, 2014)
 Tackles for loss: 1.5, at Auburn, 2014
 Sacks: 1.0, 3x (Last: at Arkansas, 2014; First: at Mississippi State, 2013)

LaCOUTURE'S CAREER DEFENSIVE STATS

| YEAR | G-GS | UT | AT | TT | TFL | SACKS | PBU | QBH | INT | FF | FR |
|---------------|--------------|-----------|-----------|-----------|---------------|---------------|----------|----------|----------|----------|----------|
| 2013 | 13-0 | 3 | 8 | 11 | 1.5-2 | 1.0-2 | 0 | 0 | 0 | 0 | 0 |
| 2014 | 13-13 | 7 | 33 | 40 | 4.0-14 | 2.5-13 | 2 | 1 | 0 | 0 | 0 |
| 2015 | 6-6 | 1 | 18 | 19 | 0 | 0 | 1 | 1 | 0 | 0 | 0 |
| Totals | 32-19 | 11 | 59 | 70 | 5.5-16 | 3.5-15 | 3 | 2 | 0 | 0 | 0 |


11
Lamar Louis
Linebacker
5-11 • 232 • Sr. • 3L
Breaux Bridge, La. (Breaux Bridge HS)

SENIOR SEASON (2015)

Veteran member and leader on defense who enters his second season as the starting Sam linebacker ... Accumulated 78 tackles in his career ... Switches to No. 11 this year after wearing No. 23 his first three seasons with the Tigers.

LOUIS' CAREER HIGHS

Total tackles: 9, at Auburn, 2014

Tackles for loss: 1.5, at Arkansas, 2014

Sacks: 0

LOUIS' CAREER DEFENSIVE STATS

| YEAR | G-GS | UT | AT | TT | TFL | SACKS | PBU | QBH | INT | FF | FR |
|---------------|--------------|-----------|-----------|-----------|--------------|----------|----------|----------|----------|----------|------------|
| 2012 | 11-5 | 5 | 8 | 13 | 0 | 0 | 0 | 2 | 0 | 0 | 0 |
| 2013 | 13-0 | 11 | 14 | 25 | 0 | 0 | 0 | 0 | 0 | 0 | 2-0 |
| 2014 | 12-10 | 10 | 19 | 29 | 2.5-2 | 0 | 3 | 2 | 0 | 1 | 0 |
| 2015 | 6-2 | 4 | 7 | 11 | 0 | 0 | 0 | 0 | 0 | 0 | 0 |
| Totals | 42-17 | 30 | 48 | 78 | 2.5-2 | 0 | 3 | 4 | 0 | 1 | 2-0 |


28
Jalen Mills
Safety
6-0 • 196 • Sr. • 3L
DeSoto, Texas (DeSoto HS)


- 2015 Bednarik Award Watch List
- 2015 Bronko Nagurski Trophy Watch List
- 2015 Preseason All-America Second Team (Phil Steele, Sports Illustrated)
- 2015 Preseason All-SEC First Team (Coaches, Media)
- 2012 Freshman All-America First Team (Sporting News, CBSSports.com, FoxSportsNext.com)
- 2012 SEC Freshman of the Week (vs. Washington)

SENIOR SEASON (2015)

Saw his first action of the season vs. Florida ... Suffered a leg injury in fall camp and will miss the early portion of the season ... Has more career starts than any player on the LSU defense with 39 ... Has started every game of his career which include all 13 as a true freshman in 2012 ... A veteran leader of a talented defensive unit ... Enters his second season as a starter at safety after spending his first two seasons as a starting cornerback ... Has six interceptions and 186 tackles to his credit for his career.

MILLS' CAREER HIGHS


Total tackles: 9, 3x (Last: Arkansas, 2013; First: at Arkansas, 2012)

Interceptions: 1, 6x (Last: vs. Wisconsin, 2014; First: Washington, 2012)

PBUs: 2, at Arkansas, 2012

MILLS' CAREER DEFENSIVE STATS

| YEAR | G-GS | UT | AT | TT | TFL | SACKS | PBU | QBH | INT | FF | FR |
|---------------|--------------|------------|-----------|------------|---------------|---------------|-----------|----------|-------------|----------|-------------|
| 2012 | 13-13 | 38 | 19 | 57 | 0 | 0 | 5 | 0 | 2-18 | 0 | 0 |
| 2013 | 13-13 | 45 | 22 | 67 | 4.0-23 | 3.0-21 | 3 | 0 | 3-(-6) | 0 | 0 |
| 2014 | 13-13 | 26 | 36 | 62 | 3.0-4 | 0.0-0 | 5 | 2 | 1-0 | 0 | 1-36 |
| 2015 | 1-0 | 0 | 0 | 0 | 0 | 0 | 0 | 0 | 0 | 0 | 0 |
| Totals | 40-39 | 109 | 77 | 186 | 7.0-27 | 3.0-21 | 13 | 2 | 6-12 | 0 | 1-36 |


44
John David Moore
Fullback
6-4 • 235 • So. • 1L
Ruston, La. (Ruston HS)

• 2014 SEC Academic Honor Roll
SOPHOMORE SEASON (2015)

Missed the Florida game with an injury ... Made his first career reception vs. South Carolina ... Led the way for Leonard Fournette to rush for 244 at Syracuse ... Continued his great lead blocking as he helped Leonard Fournette rush for 228 yards versus Auburn and a team total of 411 rushing yards ... Made his first career start at fullback at Mississippi State and paved the way for Leonard Fournette's career night (28 rushes, 159 yds, 3 TDs) ... Listed as the starting fullback entering the opener against Mississippi State ... Versatile prospect who can also play tight end ... Played in nine games with one career start.

MOORE'S CAREER RUSHING STATS

| YEAR | G-GS | ATT. | YDS. | TD | LONG |
|---------------|-------------|----------|----------|----------|----------|
| 2014 | 8-0 | 0 | 0 | 0 | 0 |
| 2015 | 5-4 | 0 | 0 | 0 | 0 |
| Totals | 13-4 | 0 | 0 | 0 | 0 |

MOORE'S CAREER RECEIVING STATS

| YEAR | G-GS | REC. | YDS. | TD | LONG |
|---------------|-------------|----------|----------|----------|----------|
| 2014 | 8-0 | 0 | 0 | 0 | 0 |
| 2015 | 5-4 | 1 | 1 | 0 | 1 |
| Totals | 13-4 | 1 | 1 | 0 | 1 |


84
Foster Moreau
Tight End
6-5 • 261 • Fr. • HS
New Orleans, La. (Jesuit HS)

TRUE FRESHMAN SEASON (2015)

Has played in all six games and made his first start at Syracuse ... One of seven true freshmen who saw action in the season opener at Mississippi State ... Sure-handed tight end who can serve as a threat in the passing game.


47
Bry'Kiethon Mouton
Fullback
6-1 • 255 • Fr. • HS
Lafayette, La. (Acadiana HS)

TRUE FRESHMAN SEASON (2015)

Played in five games and made his first career start at fullback vs. Florida ... Has played in every game except the opener at Mississippi State ... Talented athlete who has made an early impact at the fullback position.


92
Lewis Neal
Defensive End
6-2 • 264 • Jr. • 2L
Wilson, N.C. (James B. Hunt HS)

• 2015 SEC Defensive Player of the Week (vs. Florida)
JUNIOR SEASON (2015)

Team leader with 7.0 sacks this season which ranks just outside the Top 10 in LSU single-season history ... Recorded a career-high 3.0 sacks against Florida, tied with many Tigers for the second-most sacks in a single game in LSU history ... Set a career high with 10 tackles vs. Florida with 3.5 TFLs, 3.0 sacks, three QB hurries and one PBU ... Picked up a solo sack vs. South Carolina ... Recorded two solo sacks against Eastern Michigan ... Led the team with seven tackles and forced a fumble at Syracuse ... In his first career start, earned a career-high five tackles at Mississippi State, including a 5-yard unassisted sack in the fourth quarter, and also provided two QB hurries ... A very quick and explosive player off the line ... Shifted back to defensive end during the spring after a brief stint last season at tackle ... Starter at defensive end.

NEAL'S CAREER HIGHS

Total tackles: 10 vs. Florida, 2015

Tackles for loss: 3.5 vs. Florida, 2015

Sacks: 2.0 vs. Eastern Michigan, 2015

NEAL'S CAREER DEFENSIVE STATS

| YEAR | G-GS | UT | AT | TT | TFL | SACKS | PBU | QBH | INT | FF | FR |
|---------------|-------------|-----------|-----------|-----------|---------------|---------------|----------|----------|----------|----------|----------|
| 2013 | 10-0 | 0 | 7 | 7 | 0.5-2 | 0.5-2 | 0 | 1 | 0 | 0 | 0 |
| 2014 | 13-0 | 1 | 2 | 3 | 1.5-4 | 0 | 0 | 0 | 0 | 0 | 0 |
| 2015 | 6-6 | 15 | 15 | 30 | 7.5-42 | 7.0-42 | 2 | 6 | 0 | 1 | 0 |
| Totals | 29-6 | 16 | 24 | 40 | 9.5-48 | 7.5-44 | 2 | 7 | 0 | 1 | 0 |

NEAL IN THE SEC RANKINGS • OCT. 18

1.17 Sacks Per Game • 2nd

1.25 Tackles For Loss Per Game • T-7th


24
Ed Paris
Cornerback
6-1 • 210 • So. • 1L
Arlington, Texas (Mansfield Timberview HS)

SOPHOMORE SEASON (2015)

Listed as a primary reserve cornerback behind Dwayne Thomas ... Provided valuable depth to LSU's secondary as a true freshman in 2014 ... Played in all 13 games as a freshman and also was a contributor on LSU's special teams.

PARIS' CAREER DEFENSIVE STATS

| YEAR | G-GS | UT | AT | TT | TFL | SACKS | PBU | QBH | INT | FF | FR |
|---------------|-------------|----------|----------|----------|----------|----------|----------|----------|----------|----------|----------|
| 2014 | 13-0 | 0 | 3 | 3 | 0 | 0 | 0 | 0 | 0 | 0 | 0 |
| 2015 | 6-0 | 1 | 0 | 1 | 0 | 0 | 0 | 0 | 0 | 0 | 0 |
| Totals | 19-0 | 1 | 3 | 4 | 0 | 0 | 0 | 0 | 0 | 0 | 0 |


8
Trey Quinn
Wide Receiver
6-0 • 197 • So. • 1L
Lake Charles, La. (Barbe HS)

SOPHOMORE SEASON (2015)

Talented sophomore with tremendous hands and the ability to line up at any of the receiver positions ... Started seven games as a true freshman in 2014 and finished the year with 17 catches for 193 yards.

QUINN'S CAREER RECEIVING HIGHS

Receptions: 3, 2x (Last: at Florida, 2014; First: New Mexico State, 2014)

Yards: 46, New Mexico State, 2014

Long: 27, New Mexico State, 2014

QUINN'S CAREER RECEIVING STATS

| YEAR | G-GS | REC. | YDS. | TD | LONG |
|---------------|-------------|-----------|------------|----------|-----------|
| 2014 | 13-7 | 17 | 193 | 0 | 27 |
| 2015 | 6-2 | 1 | 14 | 0 | 14 |
| Totals | 19-9 | 18 | 207 | 0 | 27 |

QUINN'S CAREER RUSHING STATS

| YEAR | G-GS | REC. | YDS. | TD | LONG |
|---------------|-------------|----------|-----------|----------|----------|
| 2014 | 13-7 | 2 | 11 | 0 | 9 |
| 2015 | 6-2 | 0 | -- | -- | -- |
| Totals | 19-9 | 2 | 11 | 0 | 9 |

QUINN'S CAREER PUNT RETURN STATS

| YEAR | G-GS | ATT. | YDS. | TD | LONG |
|---------------|-------------|----------|----------|----------|----------|
| 2014 | 13-7 | 1 | 7 | 0 | 7 |
| 2015 | 6-2 | 0 | -- | -- | -- |
| Totals | 19-9 | 1 | 7 | 0 | 7 |


40
Duke Riley
Linebacker
6-0 • 227 • Jr. • 2L
Buras, La. (John Curtis HS)

JUNIOR SEASON (2015)

Recorded seven tackles and half a TFL vs. Eastern Michigan ... Posted five tackles in the win over Auburn ... A speedy linebacker that has the ability to put pressure on the quarterback and cover receivers down field ... Became a fan-favorite in his first two seasons with his play on kickoff coverage where he consistently delivered devastating blows ... Has played in 32 career games with one start ... Excellent defender on special teams who will compete for playing time at linebacker.

RILEY'S CAREER HIGHS

Total tackles: 8, ULM, 2014

Tackles for loss: 0.5, 2x (Last: vs. Eastern Michigan, 2015; First: vs. Auburn, 2013)

Sacks: 0

RILEY'S CAREER DEFENSIVE STATS

| YEAR | G-GS | UT | AT | TT | TFL | SACKS | PBU | QBH | INT | FF | FR |
|---------------|-------------|-----------|-----------|-----------|--------------|----------|----------|----------|----------|----------|------------|
| 2013 | 13-0 | 1 | 6 | 7 | 0.5-8 | 0 | 0 | 0 | 0 | 0 | 0 |
| 2014 | 13-1 | 6 | 14 | 20 | 0 | 0 | 0 | 0 | 0 | 0 | 1-0 |
| 2015 | 6-0 | 9 | 10 | 19 | 0.5-1 | 0 | 0 | 0 | 0 | 0 | 0 |
| Totals | 32-1 | 16 | 30 | 46 | 1.0-9 | 0 | 0 | 0 | 0 | 0 | 1-0 |


89
DeSean Smith
Tight End
6-5 • 243 • Jr. • 2L
Lake Charles, La. (Barbe HS)

JUNIOR SEASON (2015)

Tipped a pass that landed right in Travin Dural's hands for a 62-yard TD vs. South Carolina ... Made one catch for a career-long 23 yards in the opener at Mississippi State ... Athletic tight end who has an opportunity to play a key role in the passing game for LSU in 2015 ... Can line up inside or has speed to split out wide and make plays downfield ... Has played in all 32 career games during his LSU career.

SMITH'S CAREER RECEIVING HIGHS

Receptions: 4, vs. Notre Dame, 2014

Yards: 66, vs. Notre Dame, 2014

Long: 23 at Mississippi State, 2015

SMITH'S CAREER RECEIVING STATS

| YEAR | G-GS | REC. | YDS. | TD | LONG |
|---------------|-------------|----------|------------|----------|-----------|
| 2013 | 13-0 | 1 | 14 | 0 | 14 |
| 2014 | 13-0 | 4 | 66 | 0 | 21 |
| 2015 | 6-0 | 2 | 34 | 0 | 23 |
| TOTALS | 32-0 | 7 | 114 | 0 | 23 |


58
Sione Teuhema
Defensive End
6-4 • 251 • So. • 1L
Keller, Texas (Keller HS)

SOPHOMORE SEASON (2015)

Played in all six games with no starts ... Earned another TFL vs. South Carolina ... Made a career-best seven tackles with 1.0 TFL and a QB hurry vs. Eastern Michigan.

TEUHEMA'S CAREER HIGHS

Total tackles: 7 vs. Eastern Michigan, 2015

Tackles for loss: 2.0 vs. Sam Houston State, 2014

Sacks: 2.0 vs. Sam Houston State, 2014

TEUHEMA'S CAREER DEFENSIVE STATS

| YEAR | G-GS | UT | AT | TT | TFL | SACKS | PBU | QBH | INT | FF | FR |
|---------------|-------------|-----------|-----------|-----------|---------------|---------------|----------|----------|----------|----------|----------|
| 2014 | 8-0 | 3 | 4 | 7 | 2.0-19 | 2.0-19 | 0 | 0 | 0 | 0 | 0 |
| 2015 | 6-0 | 7 | 6 | 13 | 2.0-2 | 0 | 0 | 1 | 0 | 0 | 0 |
| Totals | 14-0 | 10 | 10 | 20 | 4.0-21 | 2.0-19 | 0 | 1 | 0 | 0 | 0 |


13
Dwayne Thomas
Defensive Back
6-0 • 186 • Jr. • 2L
New Orleans, La. (O.P. Walker HS)

JUNIOR SEASON (2015)

Tallied two PBUs vs. Eastern Michigan ... Recorded a TFL at Syracuse ... Earned a career-high 10 tackles long with one PBU in his first career start at Mississippi State ... A veteran in the secondary for the Tigers in 2015 ... Starter at nickelback when LSU goes to a 4-2-5 package ... Missed most of the 2014 season with a knee injury but was back at full speed for the spring ... Can play either safety position, cornerback and also lines up in LSU's nickel and

dime packages ... Team leader on the defensive side of the ball ... Has been responsible for creating four turnovers (1 interception, 1 fumble recovery, 2 forced fumbles) in his career.

D. THOMAS' CAREER HIGHS

Total tackles: 10 at Mississippi State, 2015

PBUs: 3, Auburn, 2013

Sacks: 2.0, Furman, 2013

Interceptions: 1, Sam Houston State, 2014

D. THOMAS' CAREER DEFENSIVE STATS

| YEAR | G-GS | UT | AT | TT | TFL | SACKS | PBU | QBH | INT | FF | FR |
|---------------|-------------|-----------|-----------|-----------|---------------|---------------|-----------|----------|------------|----------|------------|
| 2012 | 3-0 | 0 | 0 | 0 | 0 | 0 | 0 | 0 | 0 | 0 | 0 |
| 2013 | 11-0 | 6 | 4 | 10 | 4.0-24 | 3.0-23 | 5 | 1 | 0 | 2 | 0 |
| 2014 | 5-0 | 8 | 16 | 24 | 2.5-11 | 1.5-10 | 1 | 2 | 1-0 | 0 | 1-0 |
| 2015 | 6-6 | 16 | 9 | 25 | 2.0-3 | 0 | 5 | 0 | 0 | 0 | 0 |
| Totals | 25-6 | 30 | 29 | 59 | 8.5-38 | 4.5-33 | 11 | 3 | 1-0 | 2 | 1-0 |


95
Quentin Thomas
Defensive Tackle
6-4 • 313 • Sr. • 2L
Breaux Bridge, La. (Breaux Bridge HS)

SENIOR SEASON (2015)

Slowed by injuries to both biceps last season ... Played through pain and provided leadership at tackle ... The only 5th-year senior on the team.

Q. THOMAS' CAREER HIGHS

Total tackles: 4, UAB, 2013

Tackles for loss: 0.5, 2x (Last: Ole Miss, 2014; First: Furman, 2013)

Sacks: 0

Q. THOMAS' CAREER DEFENSIVE STATS

| YEAR | G-GS | UT | AT | TT | TFL | SACKS | PBU | QBH | INT | FF | FR |
|---------------|-------------|----------|-----------|-----------|--------------|----------|----------|----------|----------|----------|------------|
| 2012 | 3-0 | 0 | 1 | 1 | 0 | 0 | 0 | 0 | 0 | 0 | 0 |
| 2013 | 11-1 | 3 | 6 | 9 | 0.5-3 | 0 | 2 | 0 | 0 | 0 | 1-0 |
| 2014 | 11-3 | 1 | 8 | 9 | 0.5-1 | 0 | 1 | 0 | 0 | 0 | 0 |
| 2015 | 1-0 | 0 | 0 | 0 | 0 | 0 | 0 | 0 | 0 | 0 | 0 |
| Totals | 26-4 | 4 | 15 | 19 | 1.0-4 | 0 | 3 | 0 | 0 | 0 | 1-0 |


23
Corey Thompson
Safety
6-2 • 221 • Jr. • 2L
Missouri City, Texas (Elkins HS)

JUNIOR SEASON (2015)

Primary reserve at free safety ... Missed all of 2014 recovering from a knee injury ... Comes from an athletic family as his dad played football at Texas A&M and his mom was a track star at both the collegiate and international levels ... Switches numbers from No. 12 to No. 23 this year.

THOMPSON'S CAREER HIGHS

Total tackles: 8 at Alabama, 2013

Tackles for loss: 0.5 vs. Auburn, 2013

Interceptions: None

PBUs: 3 at Mississippi State, 2013

THOMPSON'S CAREER DEFENSIVE STATS

| YEAR | G-GS | UT | AT | TT | TFL | SACKS | PBU | QBH | INT | FF | FR |
|---------------|---------------|-----------|-----------|-----------|--------------|----------|----------|----------|----------|----------|----------|
| 2012 | 13-0 | 5 | 6 | 11 | 0 | 0 | 0 | 0 | 0 | 0 | 0 |
| 2013 | 10-5 | 17 | 23 | 40 | 0.5-8 | 0 | 3 | 0 | 0 | 0 | 0 |
| 2014 | DNP (Injured) | | | | | | | | | | |
| 2015 | 3-0 | 0 | 3 | 3 | 0 | 0 | 0 | 0 | 0 | 0 | 0 |
| Totals | 26-5 | 22 | 32 | 54 | 0.5-8 | 0 | 3 | 0 | 0 | 0 | 0 |


2
Kevin Toliver II
Cornerback
6-2 • 196 • Fr. • HS
Jacksonville, Fla. (Trinity Christian)

TRUE FRESHMAN SEASON (2015)

Made his first career interception vs. Eastern Michigan ... Earned a tackle for loss against Auburn ... In his first career game as a Tiger he racked up seven tackles (six solo) and one diving PBU ... Blue chip cornerback prospect that expects to contribute immediately ... Listed as a backup corner behind Dwayne Thomas but will see the field early and often ... Will start at corner when LSU shifts to the nickel package.

TOLIVER II'S CAREER HIGHS

Total tackles: 7 at Mississippi State, 2015

PBUs: 1 at Mississippi State, 2015

INT: 1 vs. Eastern Michigan, 2015

TOLIVER II'S CAREER DEFENSIVE STATS

| YEAR | G-GS | UT | AT | TT | TFL | SACKS | PBU | QBH | INT | FF | FR |
|---------------|------------|-----------|----------|-----------|--------------|----------|----------|----------|------------|----------|----------|
| 2015 | 6-4 | 14 | 4 | 18 | 1.0-1 | 0 | 1 | 0 | 1-0 | 0 | 0 |
| Totals | 6-4 | 14 | 4 | 18 | 1.0-1 | 0 | 1 | 0 | 1-0 | 0 | 0 |


18
Tre'Davious White
Cornerback
5-11 • 191 • Jr. • 2L
Shreveport, La. (Green Oaks HS)


- 2015 Preseason All-SEC Second Team (Coaches, Media)
- 2013 All-SEC Freshman Team (Coaches)

JUNIOR SEASON (2015)

Added another PBU against South Carolina ... Returned a punt 69 yards for a touchdown in the third quarter to break open a tight game against Syracuse ... The 69 yard return was the longest of his career and the second time that he's returned a punt for a TD ... Finished contest with 2 punt returns for 75 yards and added 4 tackles for LSU defense that held Syracuse to 281 total yards ... Recorded six tackles and two PBUs in the opener at Mississippi State ... In his third season as a starter at cornerback for the Tigers ... Made an immediate impact as a true freshman in 2013 where he took over as the starter at cornerback in third week of the season and never relinquished the role ... Served as LSU's primary punt returner in 2014 and again in 2015 ... Has started in 29 of 31 career games ... Riding streak of 30 consecutive starts at cornerback ... For career, has 110 tackles, four interceptions and 16 PBUs.

WHITE'S CAREER HIGHS

Total tackles: 8, Arkansas, 2013

PBUs: 2, 3x (Last: at Mississippi State, 2015; First: at Mississippi State, 2013)

INT: 1, 4x (Last: at Florida, 2014; First: at Mississippi State, 2013)

WHITE'S CAREER DEFENSIVE STATS

| YEAR | G-GS | UT | AT | TT | TFL | SACKS | PBU | QBH | INT | FF | FR |
|---------------|--------------|-----------|-----------|------------|--------------|--------------|-----------|----------|-------------|----------|----------|
| 2013 | 13-11 | 39 | 16 | 55 | 2.5-3 | 0 | 7 | 0 | 2-40 | 1 | 0 |
| 2014 | 13-13 | 23 | 10 | 33 | 3.0-4 | 1.0-2 | 6 | 1 | 2-0 | 0 | 0 |
| 2015 | 6-6 | 16 | 6 | 22 | 1.0-2 | 0 | 3 | 0 | 0 | 0 | 0 |
| Totals | 32-30 | 78 | 32 | 110 | 6.5-9 | 1.0-2 | 16 | 1 | 4-40 | 1 | 0 |

WHITE'S CAREER PUNT RETURN STATS

| YEAR | G-GS | ATT. | YDS. | TD | LONG |
|---------------|--------------|-----------|------------|----------|-----------|
| 2013 | 13-11 | 0 | 0 | 0 | 0 |
| 2014 | 13-13 | 24 | 264 | 1 | 67 (TD) |
| 2015 | 6-6 | 9 | 103 | 1 | 69 (TD) |
| Totals | 32-30 | 33 | 367 | 2 | 69 |

WHITE IN THE SEC RANKINGS • OCT. 18

11.4 Punt Return Average Per Game • 5th


34
Darrel Williams
Running Back
6-0 • 232 • So. • 1L
Marrero, La. (John Ehret HS)

SOPHOMORE SEASON (2015)

Tied his career high with two rushing touchdowns vs. South Carolina and added 61 yards on 10 carries ... Ran for a career-high 89 yards on 11 carries vs. Eastern Michigan ... Carried it 12 times for 45 yards with a long of 12 in the opener at Mississippi State ... Primary backup to Leonard Fournette at running back after a successful freshman season in 2014 ... Will also see time as a kickoff returner ... Possesses great size with the ability to run through defenders ... Rushed for 302 yards and three touchdowns as a freshman.

WILLIAMS' CAREER RUSHING HIGHS

Attempts: 14 vs. Sam Houston State, 2014

Yards: 89 vs. Eastern Michigan, 2015

Touchdowns: 2, 2x (Last: vs. South Carolina, 2015; First: vs. ULM, 2014)

Long: 40 vs. Eastern Michigan, 2015

WILLIAMS' RECEIVING CAREER HIGHS

Receptions: 2, 2x (Last: at Auburn, 2014; First: Mississippi State, 2014)

Yards: 38, Mississippi State, 2014

Long: 21, Mississippi State, 2014

WILLIAMS' CAREER RUSHING STATS

| YEAR | G-GS | ATT. | YDS. | TD | LONG |
|---------------|-------------|------------|------------|----------|-----------|
| 2014 | 12-0 | 64 | 302 | 3 | 22 |
| 2015 | 6-0 | 45 | 250 | 2 | 40 |
| Totals | 18-0 | 109 | 552 | 5 | 40 |

WILLIAMS CAREER RECEIVING STATS

| YEAR | G-GS | REC. | YDS. | TD | LONG |
|---------------|-------------|----------|-----------|----------|-----------|
| 2014 | 12-0 | 6 | 63 | 0 | 25 |
| 2015 | 6-0 | 1 | 4 | 0 | 4 |
| Totals | 18-0 | 7 | 67 | 0 | 25 |

WILLIAMS' CAREER KICKOFF RETURN STATS

| YEAR | G-GS | ATT. | YDS. | TD | LONG |
|---------------|-------------|----------|-----------|----------|-----------|
| 2014 | 12-0 | 1 | 21 | 0 | 21 |
| 2015 | 6-0 | 2 | 29 | 0 | 21 |
| Totals | 18-0 | 3 | 50 | 0 | 21 |

TURNOVERS

| Opponent | Forced by LSU | | | | Forced By Opponent | | | | |
|----------------------|---------------|----------|----------|-----------|--------------------|----------|----------|----------|-----------|
| | Fum | Int | Tot | Pts Off | Margin | Fum | Int | Tot | Pts Off |
| at Mississippi State | 0 | 0 | 0 | 0 | 0 | 0 | 0 | 0 | 0 |
| Auburn | 1 | 1 | 2 | 7 | +2 | 0 | 0 | 0 | 0 |
| at Syracuse | 0 | 1 | 1 | 3 | +1 | 0 | 0 | 0 | 0 |
| Eastern Michigan | 0 | 3 | 3 | 7 | +2 | 1 | 0 | 1 | 7 |
| South Carolina | 0 | 1 | 1 | 3 | +1 | 0 | 0 | 0 | 0 |
| Florida | 0 | 0 | 0 | 0 | -1 | 1 | 0 | 1 | 7 |
| Western Kentucky | | | | | | | | | |
| at Alabama | | | | | | | | | |
| Arkansas | | | | | | | | | |
| at Ole Miss | | | | | | | | | |
| Texas A&M | | | | | | | | | |
| TOTALS | 1 | 6 | 7 | 20 | +5 | 2 | 0 | 2 | 14 |

LSU BIG PLAYS

| Opponent | Rushing | | | | Passing | | | | Special Teams | |
|----------------------|-----------|-----------|----------|----------|----------|----------|----------|----------|---------------|----------|
| | 10-19 | 20-29 | 30-39 | 40+ | 20-29 | 30-39 | 40-49 | 50+ | Block | Ret. TD |
| at Mississippi State | 8 | 2 | 0 | 0 | 2 | 0 | 0 | 0 | 0 | 0 |
| Auburn | 2 | 4 | 1 | 2 | 0 | 0 | 0 | 0 | 0 | 0 |
| at Syracuse | 3 | 1 | 1 | 2 | 0 | 0 | 1 | 1 | 0 | 1 |
| Eastern Michigan | 8 | 2 | 0 | 2 | 2 | 0 | 0 | 0 | 0 | 0 |
| South Carolina | 5 | 3 | 1 | 1 | 3 | 0 | 0 | 1 | 0 | 0 |
| Florida | 9 | 1 | 0 | 0 | 0 | 0 | 0 | 2 | 0 | 0 |
| Western Kentucky | | | | | | | | | | |
| at Alabama | | | | | | | | | | |
| Arkansas | | | | | | | | | | |
| at Ole Miss | | | | | | | | | | |
| Texas A&M | | | | | | | | | | |
| TOTALS | 35 | 13 | 3 | 7 | 7 | 0 | 1 | 4 | 0 | 1 |

OPPONENT BIG PLAYS

| Opponent | Rushing | | | | Passing | | | | Special Teams | |
|----------------------|-----------|----------|----------|----------|----------|----------|----------|----------|---------------|----------|
| | 10-19 | 20-29 | 30-39 | 40+ | 20-29 | 30-39 | 40-49 | 50+ | Block | Ret. TD |
| at Mississippi State | 1 | 0 | 0 | 0 | 1 | 1 | 0 | 0 | 0 | 0 |
| Auburn | 3 | 0 | 0 | 1 | 1 | 0 | 0 | 0 | 0 | 0 |
| at Syracuse | 4 | 1 | 0 | 0 | 0 | 0 | 1 | 0 | 0 | 0 |
| Eastern Michigan | 3 | 0 | 0 | 0 | 1 | 2 | 0 | 0 | 0 | 0 |
| South Carolina | 3 | 0 | 0 | 0 | 1 | 1 | 2 | 0 | 0 | 1 |
| Florida | 3 | 0 | 0 | 0 | 0 | 2 | 2 | 0 | 0 | 1 |
| Western Kentucky | | | | | | | | | | |
| at Alabama | | | | | | | | | | |
| Arkansas | | | | | | | | | | |
| at Ole Miss | | | | | | | | | | |
| Texas A&M | | | | | | | | | | |
| TOTALS | 17 | 1 | 0 | 1 | 4 | 6 | 5 | 0 | 0 | 2 |

LSU SCORING DRIVES

| OPPONENT | No. | Plays | Yards | Time | For TD | Plays | Yards | Time |
|----------------------|-----------|------------|-------------|-------------|-----------|------------|-------------|-------------|
| at Mississippi State | 3 | 5.7 | 56.3 | 2:45 | 3 | 5.7 | 56.3 | 2:45 |
| Auburn | 7 | 7.3 | 65.3 | 3:29 | 6 | 6.7 | 65.3 | 3:19 |
| at Syracuse | 5 | 6.8 | 64.2 | 3:10 | 3 | 5.3 | 79.7 | 2:41 |
| Eastern Michigan | 7 | 6.1 | 61.3 | 2:12 | 4 | 4.5 | 64.3 | 1:33 |
| South Carolina | 7 | 8.3 | 72.6 | 3:35 | 6 | 8.0 | 75.7 | 3:58 |
| Florida | 5 | 7.6 | 72.6 | 3:35 | 5 | 7.6 | 72.6 | 3:35 |
| Western Kentucky | | | | | | | | |
| at Alabama | | | | | | | | |
| Arkansas | | | | | | | | |
| at Ole Miss | | | | | | | | |
| Texas A&M | | | | | | | | |
| TOTALS | 34 | 7.1 | 66.1 | 3:08 | 27 | 6.6 | 69.4 | 3:06 |

*Does not include overtime drives

FIELD POSITION

| Opponent | No. of Drives | LSU | | |
|----------------------|---------------|------------|-----------|---------|
| | | Avg. Start | Inside 20 | Past 50 |
| at Mississippi State | 14 | 29 | 3 | 2 |
| Auburn | 12 | 30 | 2 | 1 |
| at Syracuse | 11 | 28 | 4 | 2 |
| Eastern Michigan | 11 | 35 | 1 | 1 |
| South Carolina | 11 | 31 | 0 | 2 |
| Florida | 11 | 28 | 3 | 1 |
| Western Kentucky | | | | |
| at Alabama | | | | |
| Arkansas | | | | |
| at Ole Miss | | | | |
| Texas A&M | | | | |
| TOTALS | 70 | 30 | 13 | 9 |

* - does not include overtime drives

| Opponent | No. of Drives | Opponents | | |
|----------------------|---------------|------------|-----------|---------|
| | | Avg. Start | Inside 20 | Past 50 |
| at Mississippi State | 13 | 25 | 5 | 1 |
| Auburn | 11 | 29 | 2 | 1 |
| at Syracuse | 12 | 32 | 1 | 1 |
| Eastern Michigan | 12 | 35 | 1 | 1 |
| South Carolina | 9 | 35 | 1 | 0 |
| Florida | 12 | 34 | 3 | 1 |
| Western Kentucky | | | | |
| at Alabama | | | | |
| Arkansas | | | | |
| at Ole Miss | | | | |
| Texas A&M | | | | |
| TOTALS | 69 | 31 | 13 | 5 |

* - does not include overtime drives

DRIVE STATISTICS

| Opponent | No. | LSU | | | | | |
|----------------------|-----|---------|------|-------|------|----|------|
| | | 3 & Out | Pct. | Score | Pct. | TD | Pct. |
| at Mississippi State | 14 | 4 | 28.6 | 3 | 21.4 | 3 | 21.4 |
| Auburn | 12 | 2 | 16.7 | 7 | 58.3 | 6 | 50.0 |
| at Syracuse | 11 | 3 | 27.3 | 5 | 45.5 | 3 | 27.3 |
| Eastern Michigan | 11 | 1 | 9.1 | 7 | 63.6 | 4 | 33.3 |
| South Carolina | 11 | 0 | 0.0 | 7 | 63.6 | 6 | 85.7 |
| Florida | 11 | 4 | 36.4 | 5 | 45.5 | 5 | 45.5 |
| Western Kentucky | | | | | | | |
| at Alabama | | | | | | | |
| Arkansas | | | | | | | |
| at Ole Miss | | | | | | | |
| Texas A&M | | | | | | | |
| TOTALS | 70 | 14 | 20.0 | 34 | 48.6 | 29 | 41.4 |

| Opponent | No. | Opponents | | | | | |
|----------------------|-----|-----------|------|-------|------|----|------|
| | | 3 & Out | Pct. | Score | Pct. | TD | Pct. |
| at Mississippi State | 13 | 4 | 30.8 | 4 | 30.8 | 2 | 15.4 |
| Auburn | 11 | 3 | 27.3 | 3 | 27.3 | 3 | 27.3 |
| at Syracuse | 12 | 5 | 41.7 | 4 | 33.3 | 3 | 25.0 |
| Eastern Michigan | 12 | 3 | 25.0 | 3 | 25.0 | 3 | 25.0 |
| South Carolina | 9 | 2 | 22.2 | 3 | 33.3 | 2 | 22.2 |
| Florida | 12 | 2 | 16.7 | 3 | 25.0 | 3 | 25.0 |
| Western Kentucky | | | | | | | |
| at Alabama | | | | | | | |
| Arkansas | | | | | | | |
| at Ole Miss | | | | | | | |
| Texas A&M | | | | | | | |
| TOTALS | 69 | 19 | 27.5 | 20 | 29.0 | 16 | 23.2 |

IN THE REDZONE

| Opponent | LSU | | | | | |
|----------------------|-----------|----|-----------|---------|----|------------|
| | Inside 20 | TD | Run/ Pass | TD Pct. | FG | Score Pct. |
| at Mississippi State | 2 | 2 | 2/0 | 100.0 | 0 | 100.0 |
| Auburn | 5 | 4 | 3/1 | 80.0 | 1 | 20.0 |
| at Syracuse | 5 | 2 | 1/1 | 40.0 | 2 | 80.0 |
| Eastern Michigan | 5 | 2 | 2/0 | 40.0 | 2 | 80.0 |
| South Carolina | 6 | 4 | 3/1 | 66.7 | 1 | 83.3 |
| Florida | 4 | 4 | 3/1 | 100.0 | 0 | 100.0 |
| Western Kentucky | | | | | | |
| at Alabama | | | | | | |
| Arkansas | | | | | | |
| at Ole Miss | | | | | | |
| Texas A&M | | | | | | |
| TOTALS | 27 | 18 | 14/4 | 66.7 | 6 | 88.9 |

| Opponent | Opponents | | | | | |
|----------------------|-----------|----|-----------|---------|----|------------|
| | Inside 20 | TD | Run/ Pass | TD Pct. | FG | Score Pct. |
| at Mississippi State | 3 | 2 | 1/1 | 66.7 | 1 | 100 |
| Auburn | 2 | 2 | 0/2 | 100.0 | 0 | 100.0 |
| at Syracuse | 3 | 2 | 0/2 | 66.7 | 0 | 66.7 |
| Eastern Michigan | 3 | 3 | 2/1 | 100.0 | 0 | 100.0 |
| South Carolina | 1 | 0 | 0/0 | 0.0 | 1 | 100.0 |
| Florida | 3 | 3 | 1/2 | 100.0 | 0 | 100.0 |
| Western Kentucky | | | | | | |
| at Alabama | | | | | | |
| Arkansas | | | | | | |
| at Ole Miss | | | | | | |
| Texas A&M | | | | | | |
| TOTALS | 15 | 12 | 3/6 | 80.0 | 2 | 93.3 |

DRIVE SUPERLATIVES

Longest Drive

| | | |
|-----------------------|--|--|
| No. of Plays | LSU 14; (95 yards, 8:31) vs. Eastern Michigan results in End of Half | Opponents 16 by Syracuse (75 yds, 3:12); results in TD |
| By No. of Yards | 95; twice, (Last: 14p, 8:31) vs. East. Michigan results in End of Half | 87 by Mississippi State (14p, 4:18); results in TD |
| By Time of Possession | 8:31 (14p, 95 yds) vs. Eastern Michigan results in End of Half | 7:24 by Eastern Michigan (12p, 35 yds); results in INT |

Shortest Drive

| | | |
|-----------------------|---|--|
| By No. of Plays | LSU 1; 3 times (Last: 75 yds, 0:12) vs. Eastern Michigan; results in TD | Opponents 1; 2 times (Last 3 yds, 0:15) by Florida; results in End of Half |
| By No. of Yards | -13; (3p, 2:30) at Syracuse; results in Punt | -15 (3p, 2:01) by Mississippi State; results in Punt |
| By Time of Possession | 0:12 (1p, 75 yds) vs. Eastern Michigan; results in TD | 0:08 (1p, -2 yds) by Eastern Michigan; results in End of Half |

LSU DRIVE CHARTS

at Mississippi State

| Qtr. | Time | Start | PI-Yds | TOP | Result |
|------|-------|-------|--------|------|-------------|
| 1st | 12:52 | L 24 | 3-9 | 2:14 | Punt |
| 1st | 8:59 | M 48 | 8-48 | 4:22 | TOUCHDOWN |
| 1st | 2:36 | M 46 | 2-46 | 0:38 | TOUCHDOWN |
| 2nd | 14:46 | L 20 | 6-24 | 3:00 | Punt |
| 2nd | 10:15 | L 11 | 7-28 | 3:56 | Punt |
| 2nd | 4:22 | L 25 | 3-2 | 1:37 | Punt |
| 2nd | 0:38 | L 39 | 1-(-5) | 0:38 | End of Half |
| 3rd | 14:54 | L 24 | 3-7 | 2:00 | Punt |
| 3rd | 10:04 | L 25 | 7-75 | 3:16 | TOUCHDOWN |
| 3rd | 5:59 | L 30 | 4-20 | 1:56 | Punt |
| 4th | 14:41 | L 19 | 3-(-1) | 2:05 | Punt |
| 4th | 10:18 | L 15 | 9-42 | 4:46 | Punt |
| 4th | 3:55 | L 29 | 5-17 | 2:23 | Punt |
| 4th | 0:00 | L 34 | 0-0 | 0:00 | End of Half |

vs. Auburn

| Qtr. | Time | Start | PI-Yds | TOP | Result |
|------|-------|-------|--------|------|-------------|
| 1st | 15:00 | L 25 | 4-75 | 1:41 | TOUCHDOWN |
| 1st | 9:12 | L 22 | 13-78 | 7:33 | TOUCHDOWN |
| 2nd | 14:49 | L 28 | 3-8 | 1:43 | Punt |
| 2nd | 11:18 | L 20 | 11-65 | 4:24 | FIELD GOAL |
| 2nd | 5:02 | L 5 | 6-95 | 2:52 | TOUCHDOWN |
| 2nd | 0:28 | L 9 | 1-2 | 0:28 | End of Half |
| 3rd | 13:19 | L 36 | 6-64 | 2:23 | TOUCHDOWN |
| 3rd | 9:21 | L 47 | 5-13 | 2:51 | Punt |
| 3rd | 5:04 | A 5 | 2-5 | 0:50 | TOUCHDOWN |
| 3rd | 1:03 | L 25 | 9-75 | 4:40 | TOUCHDOWN |
| 4th | 5:47 | L 25 | 3-1 | 2:18 | Punt |
| 4th | 1:54 | L 20 | 3-(-5) | 1:54 | End of Half |

at Syracuse

| Qtr. | Time | Start | PI-Yds | TOP | Result |
|------|-------|-------|---------|------|-------------|
| 1st | 12:03 | L 40 | 7-31 | 3:44 | Punt |
| 1st | 7:22 | S 00 | 6-91 | 3:26 | TOUCHDOWN |
| 1st | 2:16 | L 30 | 3-(-5) | 1:38 | Punt |
| 2nd | 14:10 | L 27 | 3-(-13) | 2:30 | Punt |
| 2nd | 6:53 | L 31 | 6-25 | 2:37 | Punt |
| 2nd | 0:00 | L 20 | 0-0 | 0:00 | End of Half |
| 3rd | 15:00 | S 04 | 12-76 | 5:16 | FIELD GOAL |
| 3rd | 6:02 | S 00 | 4-75 | 1:53 | TOUCHDOWN |
| 3rd | 1:11 | L 18 | 3-5 | 1:25 | Punt |
| 4th | 12:00 | S 00 | 6-73 | 2:46 | TOUCHDOWN |
| 4th | 7:44 | S 20 | 6-6 | 2:33 | FIELD GOAL |
| 4th | 1:52 | S 17 | 4-31 | 1:52 | End of Half |

OPPONENT DRIVE CHARTS

at Mississippi State

| Qtr. | Time | Start | PI-Yds | TOP | Result |
|------|-------|-------|---------|------|-------------------|
| 1st | 15:00 | M 25 | 5-16 | 2:08 | Punt |
| 1st | 10:38 | M 9 | 3-6 | 1:39 | Punt |
| 1st | 4:37 | M 25 | 3-(-15) | 2:01 | Punt |
| 1st | 1:51 | M 23 | 5-23 | 2:05 | Punt |
| 2nd | 11:46 | M 19 | 7-36 | 1:31 | Punt |
| 2nd | 6:19 | M 28 | 3-6 | 1:57 | Punt |
| 2nd | 2:45 | M 37 | 9-37 | 2:01 | FIELD GOAL |
| 3rd | 12:54 | L 46 | 9-40 | 2:50 | FIELD GOAL |
| 3rd | 6:42 | M 27 | 3-5 | 0:43 | Punt |
| 3rd | 4:03 | M 13 | 14-87 | 4:18 | TOUCHDOWN |
| 4th | 12:36 | M 36 | 5-25 | 2:18 | Punt |
| 4th | 5:32 | M 18 | 6-82 | 1:32 | TOUCHDOWN |
| 4th | 1:32 | M 11 | 11-55 | 1:32 | Missed Field Goal |

vs. Auburn

| Qtr. | Time | Start | PI-Yds | TOP | Result |
|------|-------|-------|--------|------|-----------|
| 1st | 13:19 | A 25 | 8-10 | 4:07 | Punt |
| 1st | 1:39 | A 25 | 7-17 | 1:50 | INT |
| 2nd | 13:06 | A 19 | 4-25 | 1:48 | Punt |
| 2nd | 6:47 | A 36 | 4-9 | 1:45 | Punt |
| 2nd | 2:01 | A 28 | 3-4 | 1:33 | Punt |
| 3rd | 15:00 | A 25 | 4-75 | 1:41 | TOUCHDOWN |
| 3rd | 10:56 | A 25 | 3-(-1) | 1:35 | Punt |
| 3rd | 6:30 | A 9 | 4-(-4) | 1:26 | Fumble |
| 3rd | 4:04 | A 41 | 6-59 | 3:01 | TOUCHDOWN |
| 4th | 11:15 | A 30 | 10-70 | 5:28 | TOUCHDOWN |
| 4th | 3:29 | L 44 | 3-(-4) | 1:35 | Punt |

at Syracuse

| Qtr. | Time | Start | PI-Yds | TOP | Result |
|------|-------|-------|--------|------|-------------------|
| 1st | 15:00 | S 37 | 3-4 | 2:57 | Punt |
| 1st | 8:19 | S 47 | 3-2 | 0:57 | Punt |
| 1st | 3:56 | S 27 | 3-(-5) | 1:40 | Punt |
| 1st | 0:38 | L 47 | 4-7 | 1:28 | Downs |
| 2nd | 11:40 | S 40 | 9-33 | 4:42 | FIELD GOAL |
| 2nd | 4:16 | S 26 | 12-61 | 4:16 | Missed Field Goal |
| 3rd | 9:37 | S 21 | 3-(-6) | 1:49 | Punt |
| 3rd | 7:40 | S 33 | 3-67 | 1:38 | TOUCHDOWN |
| 3rd | 4:02 | S 20 | 6-34 | 2:51 | Punt |
| 4th | 14:46 | S 44 | 7-56 | 2:40 | TOUCHDOWN |
| 4th | 9:14 | S 18 | 3-7 | 1:30 | INT |
| 4th | 5:05 | S 25 | 16-75 | 3:12 | TOUCHDOWN |

LSU DRIVE CHARTS

vs. Eastern Michigan

| Qtr. | Time | Start | Pl-Yds | TOP | Result |
|------|-------|-------|---------|------|-------------|
| 1st | 13:22 | L 27 | 8-73 | 2:42 | TOUCHDOWN |
| 1st | 8:54 | L 34 | 4-66 | 1:36 | TOUCHDOWN |
| 2nd | 14:54 | L 29 | 3-(-11) | 1:46 | Punt |
| 2nd | 10:36 | L 25 | 9-66 | 3:51 | FIELD GOAL |
| 2nd | 2:42 | L 25 | 2-0 | 0:12 | Fumble |
| 2nd | 2:04 | L 24 | 8-48 | 1:54 | FIELD GOAL |
| 3rd | 15:00 | L 25 | 1-75 | 0:12 | TOUCHDOWN |
| 3rd | 11:48 | L 36 | 5-3 | 2:23 | Punt |
| 3rd | 5:44 | L 37 | 8-58 | 3:27 | FIELD GOAL |
| 3rd | 0:52 | E 43 | 5-43 | 1:43 | TOUCHDOWN |
| 4th | 12:37 | E 0 | 0-0 | 0:00 | TOUCHDOWN |
| 4th | 8:31 | L 2 | 14-95 | 8:31 | End of Half |

vs. South Carolina

| Qtr. | Time | Start | Pl-Yds | TOP | Result |
|------|-------|-------|--------|------|-------------|
| 1st | 11:02 | L 25 | 13-75 | 5:47 | TOUCHDOWN |
| 1st | 2:37 | S 43 | 7-7 | 2:57 | Punt |
| 2nd | 13:23 | L 33 | 11-67 | 5:42 | TOUCHDOWN |
| 2nd | 7:27 | L 25 | 8-33 | 4:42 | Punt |
| 2nd | 1:19 | L 34 | 10-54 | 1:19 | FIELD GOAL |
| 3rd | 14:52 | L 10 | 2-90 | 0:51 | TOUCHDOWN |
| 3rd | 12:40 | L 20 | 10-80 | 6:11 | TOUCHDOWN |
| 3rd | 5:02 | L 25 | 6-75 | 3:07 | TOUCHDOWN |
| 3rd | 0:28 | L 33 | 6-67 | 2:13 | TOUCHDOWN |
| 4th | 8:33 | L 3 | 6-44 | 4:15 | Punt |
| 4th | 2:30 | S 25 | 5-14 | 2:30 | End of Half |

vs. Florida

| Qtr. | Time | Start | Pl-Yds | TOP | Result |
|------|-------|-------|--------|------|-------------|
| 1st | 12:19 | L 18 | 0-(-5) | 0:00 | Fumble |
| 1st | 8:08 | L 35 | 4-16 | 1:57 | Punt |
| 2nd | 12:23 | L 12 | 11-88 | 5:09 | TOUCHDOWN |
| 2nd | 5:00 | L 33 | 9-67 | 5:12 | TOUCHDOWN |
| 2nd | 2:24 | L 42 | 2-58 | 0:51 | TOUCHDOWN |
| 2nd | 0:15 | L 25 | 5-75 | 1:19 | TOUCHDOWN |
| 3rd | 13:11 | L 25 | 3-(-4) | 1:49 | Punt |
| 3rd | 6:26 | L 25 | 3-6 | 1:35 | Punt |
| 3rd | 1:04 | L 15 | 3-9 | 2:00 | Punt |
| 4th | 10:40 | L 25 | 11-75 | 5:24 | TOUCHDOWN |
| 4th | 3:47 | L 1 | 6-20 | 3:00 | Punt |
| 4th | 1:33 | F 38 | 3-(-2) | 1:53 | Punt |
| 4th | 0:00 | F 49 | 0-0 | 0:00 | End of Half |

OPPONENT DRIVE CHARTS

vs. Eastern Michigan

| Qtr. | Time | Start | Pl-Yds | TOP | Result |
|------|-------|-------|---------|------|-------------------|
| 1st | 15:00 | E 29 | 3-6 | 1:38 | Punt |
| 1st | 10:35 | E 26 | 3-0 | 1:41 | Punt |
| 1st | 7:18 | E 25 | 12-35 | 7:24 | Interception |
| 2nd | 13:08 | E 42 | 3-(-10) | 2:32 | Punt |
| 2nd | 6:36 | E 41 | 8-59 | 3:48 | TOUCHDOWN |
| 2nd | 2:30 | L 3 | 2-3 | 0:20 | TOUCHDOWN |
| 2nd | 0:08 | E 32 | 1-(-2) | 0:08 | End of Half |
| 3rd | 14:48 | E 35 | 6-29 | 3:00 | Missed Field Goal |
| 3rd | 9:25 | E 12 | 5-8 | 3:41 | Punt |
| 3rd | 2:10 | E 34 | 4-66 | 1:18 | TOUCHDOWN |
| 4th | 14:03 | E 24 | 3-(-1) | 1:26 | Interception |
| 4th | 12:32 | E 23 | 8-51 | 4:01 | Interception |

vs. South Carolina

| Qtr. | Time | Start | Pl-Yds | TOP | Result |
|------|-------|-------|--------|------|--------------|
| 1st | 15:00 | S 35 | 13-62 | 3:58 | FIELD GOAL |
| 1st | 5:15 | S 25 | 5-19 | 2:38 | Downs |
| 2nd | 14:40 | S 20 | 3-6 | 1:17 | Punt |
| 2nd | 7:27 | L 0 | 0-0 | 0:00 | TOUCHDOWN |
| 2nd | 2:45 | S 20 | 6-30 | 1:26 | Interception |
| 3rd | 13:59 | S 33 | 3-2 | 1:19 | Punt |
| 3rd | 6:23 | S 40 | 5-60 | 1:21 | TOUCHDOWN |
| 3rd | 1:53 | S 39 | 3-61 | 1:14 | TOUCHDOWN |
| 4th | 13:08 | S 25 | 9-24 | 4:35 | Punt |
| 4th | 4:18 | S 16 | 4-9 | 1:48 | Downs |

vs. Florida

| Qtr. | Time | Start | Pl-Yds | TOP | Result |
|------|-------|-------|--------|------|-------------|
| 1st | 15:00 | F 25 | 4-18 | 2:41 | Punt |
| 1st | 12:19 | L 13 | 4-13 | 2:06 | TOUCHDOWN |
| 1st | 8:08 | F 10 | 9-34 | 5:36 | Punt |
| 2nd | 12:19 | F 15 | 3-3 | 2:07 | Punt |
| 2nd | 4:53 | F 24 | 3-(-7) | 1:38 | Punt |
| 2nd | 2:18 | F 20 | 4-80 | 0:44 | TOUCHDOWN |
| 2nd | 0:15 | F 25 | 1-3 | 0:15 | End of Half |
| 3rd | 13:11 | F 34 | 10-66 | 5:10 | TOUCHDOWN |
| 3rd | 6:26 | F 27 | 6-17 | 3:22 | Punt |
| 3rd | 1:04 | L 00 | 0-0 | 0:00 | TOUCHDOWN |
| 4th | 10:40 | F 25 | 8-40 | 3:53 | Punt |
| 4th | 3:47 | F 38 | 4-0 | 0:21 | Downs |
| 4th | 1:33 | F 10 | 7-39 | 0:00 | Downs |

LSU SUPERLATIVES

Highs

| | |
|---------------------------|--|
| Points Scored | 45 vs. Auburn (9/19) & vs. South Carolina (10/10) |
| Total Yards | 624 vs. South Carolina (10/10) |
| Rushing Yards | 411 vs. Auburn (9/19) |
| Rushing Attempts | 54 vs. South Carolina (10/10) |
| Rushing TDs | 5 vs. Auburn (9/19) |
| Passing Yards | 228 vs. South Carolina (10/10) |
| Passes Completed | 18 vs. South Carolina (10/10) |
| Passes Attempted | 28 vs. South Carolina (10/10) |
| Passing TDs | 2 vs. South Carolina (10/10) & vs. Florida (10/17) |
| Passes Intercepted | 3 vs. Eastern Michigan |
| First Downs | 29 vs. South Carolina (10/10) |
| Penalties | 14 at Syracuse (9/26) |
| Penalty Yards | 120 at Syracuse (9/26) |
| Sacks | 5 vs. Auburn (9/19) & vs. Florida (10/17) |

Lows

| | |
|---------------------------|--|
| Points Scored | 21 at Mississippi State (9/12) |
| Total Yards | 337 at Mississippi State (9/12) |
| Rushing Yards | 221 vs. Florida (10/17) |
| Rushing Attempts | 41 vs. Florida (10/17) |
| Rushing TDs | 2 at Syracuse (9/26) |
| Passing Yards | 71 at Mississippi State (9/12) |
| Passes Completed | 4 vs. Eastern Michigan (10/03) |
| Passes Attempted | 14 at Mississippi State (9/12) |
| Passing TDs | 0 at Mississippi State (9/12) & vs. Eastern Michigan (10/03) |
| Passes Intercepted | 0 at Mississippi State (9/12) & vs. Florida (10/17) |
| First Downs | 16 at Mississippi State (9/12) |
| Penalties | 3 vs. Florida (10/17) |
| Penalty Yards | 20 vs. Florida (10/17) |
| Sacks | 1 at Syracuse (9/26) & vs. South Carolina (10/10) |

Individual

| | |
|---------------------------|---|
| All-Purpose Yds | 251 by Leonard Fournette at Syracuse (9/26) |
| Rushing Yards | 244 by Leonard Fournette at Syracuse (9/26) |
| Rushing Carries | 31 by Leonard Fournette vs. Florida (10/17) |
| Rushing TDs | 3 by Leonard Fournette vs. Auburn (9/19) & E. Mich (10/03) |
| Longest Rush | 87 yards (TD) by Leonard Fournette vs. South Carolina (10/10) |
| Passing Yards | 228 by Brandon Harris vs. South Carolina (10/10) |
| Pass Completions | 18 by Brandon Harris vs. South Carolina (10/10) |
| Passing Attempts | 28 by Brandon Harris vs. South Carolina (10/10) |
| Passes Intercepted | 0 by Brandon Harris against multiple teams |
| Passing TDs | 2 by Brandon Harris vs. S. Carolina (10/10) & vs. Florida (10/17) |
| Longest Pass | 62 yards by Brandon Harris vs. South Carolina (10/10) |
| Receiving Yards | 109 by Travin Dural vs. South Carolina (10/10) |
| Receptions | 6 by Malachi Dupre vs. South Carolina (10/10) |
| Receiving TDs | 1 by multiple players against multiple teams |
| Longest Reception | 62 (TD) by Travin Dural vs. South Carolina (10/10) |
| FG's Made | 3 by Trent Domingue vs. Eastern Michigan (10/03) |
| FG's Attempted | 3 by Trent Domingue vs. Eastern Michigan (10/03) |
| Longest FG Made | 45 yards by Trent Domingue vs. Eastern Michigan (10/03) |
| PAT's | 6 by Trent Domingue vs. Auburn (9/19) & South Carolina (10/10) |
| Punts | 9 by Jamie Keehn at Mississippi State (9/12) |
| Punts Average | 40.8 by Jamie Keehn vs. Florida (10/17) |
| Longest Punt | 58 by Jamie Keehn at Mississippi State (9/12) |
| Punt Return Yds | 75 by Tre'Davious White at Syracuse (9/26) |
| Longest Punt Ret. | 69 yards by Tre'Davious White at Syracuse (9/26) |
| KO Return Yards | 57 by Donte' Jackson at Syracuse (9/26) |
| Longest KO Ret. | 32 by Derrius Guice vs. Florida (10/17) |
| Total Tackles | 12 by Deion Jones at Mississippi State (9/12) |
| Tackles for Loss | 3.5 by Lewis Neal vs. Florida (10/17) |
| Sacks | 3 by Lewis Neal vs. Florida (10/17) |
| Interceptions | 1 by multiple players against multiple teams |
| Int. Return Yards | 26 by Deion Jones vs. Eastern Michigan (10/03) |

OPPONENT SUPERLATIVES

Highs

| | |
|---------------------------|---------------------------------|
| Points Scored | 28 by Florida (10/17) |
| Total Yards | 378 by Mississippi State (9/12) |
| Rushing Yards | 160 by Auburn (9/19) |
| Rushing Attempts | 37 by Auburn (9/19) |
| Rushing TDs | 2 by Eastern Michigan (10/03) |
| Passing Yards | 335 by Mississippi State (9/12) |
| Passes Completed | 34 by Mississippi State (9/12) |
| Passes Attempted | 54 by Mississippi State (9/12) |
| Passing TDs | 3 by Syracuse (9/26) |
| Passes Intercepted | 0 by multiple teams |
| First Downs | 27 by Mississippi State (9/12) |
| Penalties | 7 by Eastern Michigan (10/03) |
| Penalty Yards | 70 by Eastern Michigan (10/03) |
| Sacks | 2 by Eastern Michigan (10/03) |

Lows

| | |
|---------------------------|--|
| Points Scored | 19 by Mississippi State (9/12) |
| Total Yards | 255 by Eastern Michigan (10/03) |
| Rushing Yards | 43 by Mississippi State (9/12) |
| Rushing Attempts | 20 by South Carolina (10/10) |
| Rushing TDs | 0 by Syracuse (9/26) & South Carolina (10/10) |
| Passing Yards | 100 by Auburn (9/19) |
| Passes Completed | 11 by Auburn (9/19) |
| Passes Attempted | 19 by Auburn (9/19) |
| Passing TDs | 1 by Mississippi State (9/12) & Eastern Michigan (10/03) |
| Passes Intercepted | 0 by multiple teams |
| First Downs | 12 by South Carolina (10/10) |
| Penalties | 4 by Auburn (9/19) & Syracuse (9/26) |
| Penalty Yards | 26 by Auburn (9/19) |
| Sacks | 0 by Auburn (9/19) & by Florida (10/17) |

Individual

| | |
|---------------------------|--|
| All-Purpose Yds | 261 by Brisly Estime for Syracuse (9/26) |
| Rushing Yards | 66 by Darius Jackson for Eastern Michigan (10/03) |
| Rushing Carries | 19 by Darius Jackson for Eastern Michigan (10/03) |
| Rushing TDs | 1 by multiple players for multiple teams |
| Longest Rush | 65 yards by Jeremy Johnson for Auburn (9/19) |
| Passing Yards | 335 by Dak Prescott for Mississippi State (9/12) |
| Pass Completions | 34 by Dak Prescott for Mississippi State (9/12) |
| Passing Attempts | 52 by Dak Prescott for Mississippi State (9/12) |
| Passes Intercepted | 3 by Brogan Roback for Eastern Michigan (10/03) |
| Passing TDs | 3 by Zack Mahoney for Syracuse (9/26) |
| Longest Pass | 48 yards by Treon Harris for Florida (10/17) |
| Receiving Yards | 105 yards by Pharoh Cooper for South Carolina (10/10) |
| Receptions | 9 by Fred Ross for Mississippi State (9/12) |
| Receiving TDs | 2 by Jake McGee for Florida (10/17) |
| Longest Reception | 48 by Antonio Callaway for Florida (10/17) |
| FG's Made | 2 by Westin Graves for Mississippi State (9/12) |
| FG's Attempted | 2 by Westin Graves for State (9/12) & Cole Murphy for Cuse (9/26) |
| Longest FG Made | 43 yards by Graves for State (9/12) & Murphy for Cuse (9/26) |
| PAT's | 3 by multiple kickers for multiple teams |
| Punts | 6 by Kevin Phillips for Aub. (9/19) & John Townsend for Fla. (10/17) |
| Punts Average | 50.0 by Kevin Phillips for Auburn (9/19) |
| Longest Punt | 56 by multiple kickers for multiple teams |
| Punt Return Yds | 72 yards by Antonio Callaway for Florida (10/17) |
| Longest Punt Ret. | 72 yards by Antonio Callaway for Florida (10/17) |
| KO Return Yards | 158 by Brisly Estime for Syracuse (9/26) |
| Longest KO Ret. | 96 (TD) by Rashad Fenton for South Carolina (10/10) |
| Total Tackles | 14 by Keanu Neal for Florida (10/17) |
| Tackles for Loss | 3.5 by Bryan Cox for Florida (10/17) |
| Sacks | 1 by multiple players for multiple teams |
| Interceptions | N/A |
| Int. Return Yards | N/A |

2015 LSU Football
LSU Game Results (as of Oct 18, 2015)
All games

| Date | Opponent | | Score | Overall | Conference | Time | Attend |
|----------------|--------------------------|---|-------|---------|------------|------|--------|
| * Sep 12, 2015 | at #25 Mississippi State | W | 21-19 | 1-0 | 1-0 | 3:30 | 62531 |
| * Sep 19, 2015 | #18 AUBURN | W | 45-21 | 2-0 | 2-0 | 3:13 | 102321 |
| Sep 26, 2015 | at Syracuse | W | 34-24 | 3-0 | 2-0 | 3:43 | 43101 |
| Oct 03, 2015 | EASTERN MICHIGAN | W | 44-22 | 4-0 | 2-0 | 3:14 | 102321 |
| * Oct 10, 2015 | SOUTH CAROLINA | W | 45-24 | 5-0 | 3-0 | 3:16 | 42058 |
| * Oct 17, 2015 | #8 FLORIDA | W | 35-28 | 6-0 | 4-0 | 3:34 | 102321 |

2015 LSU Football
LSU Overall Team Statistics (as of Oct 18, 2015)
All games

| Team Statistics | LS | OPP |
|-------------------------|--------------|--------------|
| SCORING | 224 | 138 |
| Points Per Game | 37.3 | 23.0 |
| FIRST DOWNS | 128 | 106 |
| Rushing | 86 | 41 |
| Passing | 34 | 57 |
| Penalty | 8 | 8 |
| RUSHING YARDAGE | 1953 | 553 |
| Yards gained rushing | 2085 | 731 |
| Yards lost rushing | 132 | 178 |
| Rushing Attempts | 282 | 179 |
| Average Per Rush | 6.9 | 3.1 |
| Average Per Game | 325.5 | 92.2 |
| TDs Rushing | 21 | 5 |
| PASSING YARDAGE | 812 | 1230 |
| Comp-Att-Int | 64-109-0 | 110-197-6 |
| Average Per Pass | 7.4 | 6.2 |
| Average Per Catch | 12.7 | 11.2 |
| Average Per Game | 135.3 | 205.0 |
| TDs Passing | 6 | 11 |
| TOTAL OFFENSE | 2765 | 1783 |
| Total Plays | 391 | 376 |
| Average Per Play | 7.1 | 4.7 |
| Average Per Game | 460.8 | 297.2 |
| KICK RETURNS: #-Yards | 12-227 | 26-637 |
| PUNT RETURNS: #-Yards | 9-103 | 5-164 |
| INT RETURNS: #-Yards | 6-26 | 0-0 |
| KICK RETURN AVERAGE | 18.9 | 24.5 |
| PUNT RETURN AVERAGE | 11.4 | 32.8 |
| INT RETURN AVERAGE | 4.3 | 0.0 |
| FUMBLES-LOST | 8-2 | 7-1 |
| PENALTIES-Yards | 45-379 | 31-254 |
| Average Per Game | 63.2 | 42.3 |
| PUNTS-Yards | 28-1109 | 32-1361 |
| Average Per Punt | 39.6 | 42.5 |
| Net punt average | 32.3 | 37.4 |
| KICKOFFS-Yards | 41-2415 | 27-1603 |
| Average Per Kick | 58.9 | 59.4 |
| Net kick average | 48.2 | 38.9 |
| TIME OF POSSESSION/Game | 32:33 | 27:27 |
| 3RD-DOWN Conversions | 30/69 | 28/81 |
| 3rd-Down Pct | 43% | 35% |
| 4TH-DOWN Conversions | 3/3 | 8/13 |
| 4th-Down Pct | 100% | 62% |
| SACKS BY-Yards | 17-112 | 7-56 |
| MISC YARDS | 0 | 0 |
| TOUCHDOWNS SCORED | 29 | 18 |
| FIELD GOALS-ATTEMPTS | 7-7 | 4-7 |
| ON-SIDE KICKS | 0-0 | 0-1 |
| RED-ZONE SCORES | (24-27) 89% | (14-15) 93% |
| RED-ZONE TOUCHDOWNS | (18-27) 67% | (12-15) 80% |
| PAT-ATTEMPTS | (29-29) 100% | (16-16) 100% |
| ATTENDANCE | 349021 | 105632 |
| Games/ Avg Per Game | 4/87255 | 2/52816 |
| Neutral Site Games | | 0/0 |

| Score by Quarters | 1st | 2nd | 3rd | 4th | OT | Total |
|--------------------------|------------|------------|------------|------------|-----------|--------------|
| LSU | 56 | 54 | 69 | 45 | 0 | 224 |
| Opponents | 10 | 34 | 60 | 34 | 0 | 138 |

2015 LSU Football
LSU Overall Individual Statistics (as of Oct 18, 2015)
All games

| Rushing | gp-gs | att | gain | loss | net | avg | td | lg | avg/g |
|-------------------|--------------|------------|-------------|-------------|------------|------------|-----------|-----------|--------------|
| Leonard Fournette | 6-6 | 150 | 1250 | 48 | 1202 | 8.0 | 14 | 87 | 200.3 |
| Derrius Guice | 6-0 | 31 | 268 | 0 | 268 | 8.6 | 1 | 39 | 44.7 |
| Darrel Williams | 6-0 | 45 | 257 | 7 | 250 | 5.6 | 2 | 40 | 41.7 |
| Brandon Harris | 6-6 | 36 | 221 | 61 | 160 | 4.4 | 3 | 33 | 26.7 |
| Nick Brossette | 5-0 | 9 | 42 | 0 | 42 | 4.7 | 0 | 10 | 8.4 |
| Trent Domingue | 6-0 | 1 | 16 | 0 | 16 | 16.0 | 1 | 16 | 2.7 |
| Donte Jackson | 6-0 | 1 | 14 | 0 | 14 | 14.0 | 0 | 14 | 2.3 |
| Travin Dural | 6-4 | 3 | 17 | 4 | 13 | 4.3 | 0 | 17 | 2.2 |
| Team | 4-0 | 6 | 0 | 12 | -12 | -2.0 | 0 | 0 | -3.0 |
| Total | 6 | 282 | 2085 | 132 | 1953 | 6.9 | 21 | 87 | 325.5 |
| Opponents | 6 | 179 | 731 | 178 | 553 | 3.1 | 5 | 65 | 92.2 |

| Passing | gp-gs | effic | comp-att-int | pct | yds | td | lg | avg/g |
|----------------|--------------|--------------|---------------------|------------|------------|-----------|-----------|--------------|
| Brandon Harris | 6-6 | 140.75 | 64-108-0 | 59.3 | 812 | 6 | 62 | 135.3 |
| Team | 4-0 | 0.00 | 0-1-0 | 0.0 | 0 | 0 | 0 | 0.0 |
| Total | 6 | 139.46 | 64-109-0 | 58.7 | 812 | 6 | 62 | 135.3 |
| Opponents | 6 | 120.62 | 110-197-6 | 55.8 | 1230 | 11 | 48 | 205.0 |

| Receiving | gp-gs | no. | yds | avg | td | lg | avg/g |
|-------------------|--------------|------------|------------|------------|-----------|-----------|--------------|
| Travin Dural | 6-4 | 19 | 294 | 15.5 | 1 | 62 | 49.0 |
| Malachi Dupre | 6-4 | 18 | 311 | 17.3 | 4 | 52 | 51.8 |
| Leonard Fournette | 6-6 | 6 | 56 | 9.3 | 0 | 15 | 9.3 |
| Colin Jeter | 6-3 | 5 | 40 | 8.0 | 1 | 28 | 6.7 |
| John Diarse | 6-2 | 3 | 31 | 10.3 | 0 | 12 | 5.2 |
| Derrius Guice | 6-0 | 3 | 14 | 4.7 | 0 | 6 | 2.3 |
| Tyron Johnson | 5-0 | 3 | 6 | 2.0 | 0 | 8 | 1.2 |
| DeSean Smith | 6-0 | 2 | 34 | 17.0 | 0 | 23 | 5.7 |
| Trey Quinn | 6-2 | 1 | 14 | 14.0 | 0 | 14 | 2.3 |
| Dillon Gordon | 4-3 | 1 | 8 | 8.0 | 0 | 8 | 2.0 |
| Darrel Williams | 6-0 | 1 | 4 | 4.0 | 0 | 4 | 0.7 |
| John David Moore | 5-4 | 1 | 1 | 1.0 | 0 | 1 | 0.2 |
| Nick Brossette | 5-0 | 1 | -1 | -1.0 | 0 | 0 | -0.2 |
| Total | 6 | 64 | 812 | 12.7 | 6 | 62 | 135.3 |
| Opponents | 6 | 110 | 1230 | 11.2 | 11 | 48 | 205.0 |

| Punt Returns | no. | yds | avg | td | lg |
|---------------------|------------|------------|------------|-----------|-----------|
| Tre'Davious White | 9 | 103 | 11.4 | 1 | 69 |
| Total | 9 | 103 | 11.4 | 1 | 69 |
| Opponents | 5 | 164 | 32.8 | 1 | 72 |

| Interceptions | no. | yds | avg | td | lg |
|----------------------|------------|------------|------------|-----------|-----------|
| Jamal Adams | 2 | 0 | 0.0 | 0 | 0 |
| Deion Jones | 2 | 26 | 13.0 | 1 | 26 |
| Kevin Toliver II | 1 | 0 | 0.0 | 0 | 0 |
| John Battle | 1 | 0 | 0.0 | 0 | 0 |
| Total | 6 | 26 | 4.3 | 1 | 26 |
| Opponents | 0 | 0 | 0.0 | 0 | 0 |

| Kick Returns | no. | yds | avg | td | lg |
|---------------------|------------|------------|------------|-----------|-----------|
| Donte Jackson | 8 | 164 | 20.5 | 0 | 27 |
| Darrel Williams | 2 | 29 | 14.5 | 0 | 21 |
| Derrius Guice | 1 | 32 | 32.0 | 0 | 32 |
| Lamar Louis | 1 | 2 | 2.0 | 0 | 2 |
| Total | 12 | 227 | 18.9 | 0 | 32 |
| Opponents | 26 | 637 | 24.5 | 1 | 96 |

| Fumble Returns | no. | yds | avg | td | lg |
|-----------------------|------------|------------|------------|-----------|-----------|
| Total | 0 | 0 | 0.0 | 0 | 0 |
| Opponents | 1 | 14 | 14.0 | 0 | 14 |

2015 LSU Football
LSU Overall Individual Statistics (as of Oct 18, 2015)
All games

| Scoring | td | fg | PAT | | | | dxp | saf | pts |
|-------------------|----|-----|-------|------|-----|------|-----|-----|-----|
| | | | kick | rush | rcv | pass | | | |
| Leonard Fournette | 14 | - | - | - | - | - | - | - | 84 |
| Trent Domingue | 1 | 7-7 | 29-29 | - | - | - | - | - | 56 |
| Malachi Dupre | 4 | - | - | - | - | - | - | - | 24 |
| Brandon Harris | 3 | - | - | - | - | - | - | - | 18 |
| Darrel Williams | 2 | - | - | - | - | - | - | - | 12 |
| Colin Jeter | 1 | - | - | - | - | - | - | - | 6 |
| Travin Dural | 1 | - | - | - | - | - | - | - | 6 |
| Derrius Guice | 1 | - | - | - | - | - | - | - | 6 |
| Tre'Davious White | 1 | - | - | - | - | - | - | - | 6 |
| Deion Jones | 1 | - | - | - | - | - | - | - | 6 |
| Total | 29 | 7-7 | 29-29 | - | - | - | - | - | 224 |
| Opponents | 18 | 4-7 | 16-16 | - | 1 | 1-2 | - | - | 138 |

| Total Offense | g | plays | rush | pass | total | avg/g |
|-------------------|---|-------|------|------|-------|-------|
| Leonard Fournette | 6 | 150 | 1202 | 0 | 1202 | 200.3 |
| Brandon Harris | 6 | 144 | 160 | 812 | 972 | 162.0 |
| Derrius Guice | 6 | 31 | 268 | 0 | 268 | 44.7 |
| Darrel Williams | 6 | 45 | 250 | 0 | 250 | 41.7 |
| Nick Brossette | 5 | 9 | 42 | 0 | 42 | 8.4 |
| Trent Domingue | 6 | 1 | 16 | 0 | 16 | 2.7 |
| Donte Jackson | 6 | 1 | 14 | 0 | 14 | 2.3 |
| Travin Dural | 6 | 3 | 13 | 0 | 13 | 2.2 |
| Team | 4 | 7 | -12 | 0 | -12 | -3.0 |
| Total | 6 | 391 | 1953 | 812 | 2765 | 460.8 |
| Opponents | 6 | 376 | 553 | 1230 | 1783 | 297.2 |

| Field Goals | fg | pct. | 01-19 | 20-29 | 30-39 | 40-49 | 50-99 | lg | blk |
|----------------|-----|-------|-------|-------|-------|-------|-------|----|-----|
| Trent Domingue | 7-7 | 100.0 | 0-0 | 4-4 | 2-2 | 1-1 | 0-0 | 45 | 0 |

| FG Sequence | LSU | Opponents |
|-------------------|----------------|--------------|
| Mississippi State | - | (43),(24),52 |
| Auburn | (32) | - |
| Syracuse | (21),(37) | (43),31 |
| Eastern Michigan | (26),(45),(22) | 53 |
| South Carolina | (29) | (21) |
| Florida | - | - |

| Punting | no. | yds | avg | lg | tb | fc | i20 | 50+ | blk |
|-------------|-----|------|------|----|----|----|-----|-----|-----|
| Jamie Keehn | 28 | 1109 | 39.6 | 58 | 2 | 10 | 11 | 1 | 0 |
| Total | 28 | 1109 | 39.6 | 58 | 2 | 10 | 11 | 1 | 0 |
| Opponents | 32 | 1361 | 42.5 | 56 | 3 | 9 | 12 | 8 | 0 |

| Kickoffs | no. | yds | avg | tb | ob | retn | net | ydln |
|----------------|-----|------|------|----|----|------|------|------|
| Trent Domingue | 30 | 1752 | 58.4 | 7 | 2 | | | |
| Cameron Gamble | 11 | 663 | 60.3 | 4 | 0 | | | |
| Total | 41 | 2415 | 58.9 | 11 | 2 | 24.5 | 36.7 | 28 |
| Opponents | 27 | 1603 | 59.4 | 13 | 1 | 18.9 | 38.9 | 26 |

Numbers in (parentheses) indicate field goal was made.

2015 LSU Football
LSU Overall Individual Statistics (as of Oct 18, 2015)
All games

| <u>All Purpose</u> | <u>g</u> | <u>rush</u> | <u>rcv</u> | <u>pr</u> | <u>kr</u> | <u>ir</u> | <u>total</u> | <u>avg/g</u> |
|--------------------|----------|-------------|------------|-----------|-----------|-----------|--------------|--------------|
| Leonard Fournet | 6 | 1202 | 56 | 0 | 0 | 0 | 1258 | 209.7 |
| Derrius Guice | 6 | 268 | 14 | 0 | 32 | 0 | 314 | 52.3 |
| Malachi Dupre | 6 | 0 | 311 | 0 | 0 | 0 | 311 | 51.8 |
| Travin Dural | 6 | 13 | 294 | 0 | 0 | 0 | 307 | 51.2 |
| Darrel Williams | 6 | 250 | 4 | 0 | 29 | 0 | 283 | 47.2 |
| Donte Jackson | 6 | 14 | 0 | 0 | 164 | 0 | 178 | 29.7 |
| Brandon Harris | 6 | 160 | 0 | 0 | 0 | 0 | 160 | 26.7 |
| Tre'Davious Whi | 6 | 0 | 0 | 103 | 0 | 0 | 103 | 17.2 |
| Nick Brossette | 5 | 42 | -1 | 0 | 0 | 0 | 41 | 8.2 |
| Colin Jeter | 6 | 0 | 40 | 0 | 0 | 0 | 40 | 6.7 |
| DeSean Smith | 6 | 0 | 34 | 0 | 0 | 0 | 34 | 5.7 |
| John Diarse | 6 | 0 | 31 | 0 | 0 | 0 | 31 | 5.2 |
| Deion Jones | 6 | 0 | 0 | 0 | 0 | 26 | 26 | 4.3 |
| Trent Domingue | 6 | 16 | 0 | 0 | 0 | 0 | 16 | 2.7 |
| Trey Quinn | 6 | 0 | 14 | 0 | 0 | 0 | 14 | 2.3 |
| Dillon Gordon | 4 | 0 | 8 | 0 | 0 | 0 | 8 | 2.0 |
| Tyron Johnson | 5 | 0 | 6 | 0 | 0 | 0 | 6 | 1.2 |
| Lamar Louis | 6 | 0 | 0 | 0 | 2 | 0 | 2 | 0.3 |
| John David Moo | 5 | 0 | 1 | 0 | 0 | 0 | 1 | 0.2 |
| Team | 4 | -12 | 0 | 0 | 0 | 0 | -12 | -3.0 |
| Total | 6 | 1953 | 812 | 103 | 227 | 26 | 3121 | 520.2 |
| Opponents | 6 | 553 | 1230 | 164 | 637 | 0 | 2584 | 430.7 |

2015 LSU Football
LSU Overall Defensive Statistics (as of Oct 18, 2015)
All games

| ## | Defensive Leaders | gp-gs | Tackles | | | | Sacks no-yds | Pass defense | | | Fumbles | | blkd | |
|-----------|---------------------|-------|---------|-----|-----|---------|-----------------|--------------|------|-----|---------|----|------|-----|
| | | | ua | a | tot | tfl/yds | | int-yds | brup | qbh | rcv-yds | ff | kick | saf |
| 52 | Kendell Beckwith | 6-6 | 23 | 18 | 41 | 3.0-6 | . | . | 1 | 1 | . | . | . | . |
| 45 | Deion Jones | 6-5 | 20 | 21 | 41 | 5.0-17 | 1.5-13 | 2-26 | 1 | 4 | . | . | . | . |
| 92 | Lewis Neal | 6-6 | 15 | 15 | 30 | 7.5-42 | 7.0-42 | . | 2 | 6 | . | 1 | . | . |
| 29 | Rickey Jefferson | 6-6 | 15 | 12 | 27 | 1.0-7 | 1.0-7 | . | 3 | . | . | . | . | . |
| 13 | Dwayne Thomas | 6-6 | 16 | 9 | 25 | 2.0-3 | . | . | 5 | . | . | . | . | . |
| 33 | Jamal Adams | 6-6 | 13 | 10 | 23 | 2.0-3 | . | 2-0 | 3 | . | . | . | . | . |
| 57 | Davon Godchaux | 6-6 | 6 | 16 | 22 | 5.0-21 | 3.0-17 | . | 1 | 1 | . | . | . | . |
| 18 | Tre'Davious White | 6-6 | 16 | 6 | 22 | 1.0-2 | . | . | 3 | . | . | . | . | . |
| 91 | Christian LaCouture | 6-6 | 1 | 18 | 19 | . | . | . | 1 | 1 | . | . | . | . |
| 40 | Duke Riley | 6-0 | 9 | 10 | 19 | 0.5-1 | . | . | . | . | . | . | . | . |
| 2 | Kevin Toliver II | 6-4 | 14 | 4 | 18 | 1.0-1 | . | 1-0 | 1 | . | . | . | . | . |
| 49 | Arden Key | 6-3 | 9 | 9 | 18 | 2.0-13 | 1.5-13 | . | 1 | 5 | . | . | . | . |
| 58 | Sione Teuhema | 6-0 | 7 | 6 | 13 | 2.0-2 | . | . | . | 1 | . | . | . | . |
| 1 | Donte Jackson | 6-0 | 8 | 4 | 12 | . | . | . | . | . | . | . | . | . |
| 11 | Lamar Louis | 6-2 | 4 | 7 | 11 | . | . | . | . | . | . | . | . | . |
| 46 | Tashawn Bower | 4-3 | 3 | 8 | 11 | 3.0-13 | 1.0-3 | . | . | 1 | . | . | . | . |
| 48 | Donnie Alexander | 6-1 | 4 | 4 | 8 | . | . | . | . | . | . | . | . | . |
| 97 | Frank Herron | 6-0 | 2 | 4 | 6 | 1.0-9 | 1.0-9 | . | . | . | 1-0 | 1 | . | . |
| 99 | Greg Gilmore | 6-0 | 2 | 3 | 5 | 1.0-8 | 1.0-8 | . | . | . | . | . | . | . |
| 34 | Darrel Williams | 6-0 | 1 | 2 | 3 | . | . | . | . | . | . | . | . | . |
| 35 | Devin Voorhies | 6-0 | 1 | 2 | 3 | . | . | . | . | . | . | . | . | . |
| 26 | John Battle | 6-0 | 1 | 2 | 3 | . | . | 1-0 | 1 | 1 | . | . | . | . |
| 23 | Corey Thompson | 3-0 | . | 3 | 3 | . | . | . | . | . | . | . | . | . |
| 5 | Derrius Guice | 6-0 | 1 | 1 | 2 | . | . | . | . | . | . | . | . | . |
| 81 | Colin Jeter | 6-3 | 1 | . | 1 | . | . | . | . | . | . | . | . | . |
| 24 | Ed Paris | 6-0 | 1 | . | 1 | . | . | . | . | . | . | . | . | . |
| 8 | Trey Quinn | 6-2 | . | 1 | 1 | . | . | . | . | . | . | . | . | . |
| 7 | Leonard Fournette | 6-6 | 1 | . | 1 | . | . | . | . | . | . | . | . | . |
| 22 | Ronnie Feist | 2-0 | . | 1 | 1 | . | . | . | . | . | . | . | . | . |
| Total | | 6 | 194 | 196 | 390 | 37-148 | 17-112 | 6-26 | 23 | 21 | 1-0 | 2 | . | . |
| Opponents | | 6 | 180 | 292 | 472 | 32-125 | 7-56 | . | 10 | 4 | 2-14 | 4 | . | . |

2015 LSU Football
LSU Team Game-by-Game (as of Oct 18, 2015)
All games

TEAM STATISTICS

| Date | Opponent | Rushing | | | | Receiving | | | | Passing | | | | Kick Returns | | | | Punt Returns | | | | tot off |
|--------|----------------------|---------|------|----|----|-----------|------|----|----|-------------|------|----|----|--------------|-----|----|----|--------------|-----|----|----|------------|
| | | no. | yds | td | lg | no. | yds | td | lg | cmp-att-int | yds | td | lg | no. | yds | td | lg | no. | yds | td | lg | |
| Sep 12 | at Mississippi State | 47 | 266 | 3 | 26 | 9 | 71 | 0 | 23 | 9-14-0 | 71 | 0 | 23 | 4 | 49 | 0 | 21 | 1 | 2 | 0 | 2 | 337 |
| Sep 19 | AUBURN | 48 | 411 | 5 | 71 | 12 | 74 | 1 | 14 | 12-17-0 | 74 | 1 | 14 | 0 | 0 | 0 | 0 | 2 | 23 | 0 | 23 | 485 |
| Sep 26 | at Syracuse | 42 | 268 | 2 | 62 | 8 | 157 | 1 | 51 | 8-16-0 | 157 | 1 | 51 | 3 | 57 | 0 | 27 | 2 | 75 | 1 | 69 | 425 |
| Oct 03 | EASTERN MICHIGAN | 50 | 391 | 4 | 75 | 4 | 80 | 0 | 28 | 4-14-0 | 80 | 0 | 28 | 2 | 48 | 0 | 25 | 1 | 2 | 0 | 0 | 471 |
| Oct 10 | SOUTH CAROLINA | 54 | 396 | 4 | 87 | 18 | 228 | 2 | 62 | 18-29-0 | 228 | 2 | 62 | 2 | 41 | 0 | 21 | 1 | -1 | 0 | 0 | 624 |
| Oct 17 | FLORIDA | 41 | 221 | 3 | 25 | 13 | 202 | 2 | 52 | 13-19-0 | 202 | 2 | 52 | 1 | 32 | 0 | 32 | 2 | 2 | 0 | 7 | 423 |
| LSU | | 282 | 1953 | 21 | 87 | 64 | 812 | 6 | 62 | 64-109-0 | 812 | 6 | 62 | 12 | 227 | 0 | 32 | 9 | 103 | 1 | 69 | 2765 |
| | | 179 | 553 | 5 | 65 | 110 | 1230 | 11 | 48 | 110-197-6 | 1230 | 11 | 48 | 26 | 637 | 1 | 96 | 5 | 164 | 1 | 72 | 1783 |

Games played: 6

Avg per rush: 6.9

Avg per catch: 12.7

Pass efficiency: 139.46

Kick ret avg: 18.9

Punt ret avg: 11.4

All purpose avg/game: 520.2

Total offense avg/gm: 460.8

| Date | Opponent | Tackles | | | | Sacks no-yds | Fumble | | Pass Defense | | | Blkd kick | PAT Attempts | | | saf | pts |
|--------|----------------------|---------|-----|-------|----------|-----------------|--------|--------|--------------|-----|------|--------------|--------------|------|-----|-----|-----|
| | | ua | a | total | tfl-yds | | ff | fr-yds | int-yds | qbh | brup | | kick | rush | rcv | | |
| Sep 12 | at Mississippi State | 35 | 52 | 87 | 5.0-34 | 3.0-28 | 0 | 0-0 | 0-0 | 8 | 8 | 0 | 3-3 | 0 | 0 | 0 | 21 |
| Sep 19 | AUBURN | 28 | 42 | 70 | 7.0-26 | 5.0-24 | 1 | 1-0 | 1-0 | 0 | 3 | 0 | 6-6 | 0 | 0 | 0 | 45 |
| Sep 26 | at Syracuse | 48 | 8 | 56 | 4.0-14 | 1.0-8 | 1 | 0-0 | 1-0 | 1 | 2 | 0 | 4-4 | 0 | 0 | 0 | 34 |
| Oct 03 | EASTERN MICHIGAN | 27 | 46 | 73 | 8.0-20 | 2.0-11 | 0 | 0-0 | 3-26 | 2 | 2 | 0 | 5-5 | 0 | 0 | 0 | 44 |
| Oct 10 | SOUTH CAROLINA | 28 | 12 | 40 | 4.0-9 | 1.0-6 | 0 | 0-0 | 1-0 | 4 | 3 | 0 | 6-6 | 0 | 0 | 0 | 45 |
| Oct 17 | FLORIDA | 28 | 36 | 64 | 9.0-45 | 5.0-35 | 0 | 0-0 | 0-0 | 6 | 5 | 0 | 5-5 | 0 | 0 | 0 | 35 |
| LSU | | 194 | 196 | 390 | 37.0-148 | 17.0-112 | 2 | 1-0 | 6-26 | 21 | 23 | 0 | 29-29 | 0 | 0 | 0 | 224 |
| | | 180 | 292 | 472 | 32.0-125 | 7.0-56 | 4 | 2-14 | 0-0 | 4 | 10 | 0 | 16-16 | 0 | 1 | 0 | 138 |

| | | Punting | | | | | | | | | Field Goals | | | Kickoffs | | | | |
|--------|----------------------|---------|------|------|------|------|----|----|-----|-----|-------------|------|------|----------|------|------|----|----|
| Date | Opponent | no. | yds | avg | long | blkd | tb | fc | 50+ | i20 | md-att | long | blkd | no. | yds | avg | tb | ob |
| Sep 12 | at Mississippi State | 9 | 351 | 39.0 | 58 | 0 | 0 | 5 | 1 | 5 | 0-0 | 0 | 0 | 4 | 257 | 64.2 | 2 | 0 |
| Sep 19 | AUBURN | 3 | 121 | 40.3 | 45 | 0 | 0 | 2 | 0 | 2 | 1-1 | 32 | 0 | 8 | 491 | 61.4 | 4 | 0 |
| Sep 26 | at Syracuse | 5 | 188 | 37.6 | 49 | 0 | 0 | 1 | 0 | 0 | 2-2 | 37 | 0 | 7 | 450 | 64.3 | 0 | 0 |
| Oct 03 | EASTERN MICHIGAN | 2 | 89 | 44.5 | 49 | 0 | 0 | 1 | 0 | 1 | 3-3 | 45 | 0 | 9 | 521 | 57.9 | 1 | 1 |
| Oct 10 | SOUTH CAROLINA | 3 | 115 | 38.3 | 42 | 0 | 2 | 0 | 0 | 1 | 1-1 | 29 | 0 | 7 | 345 | 49.3 | 1 | 1 |
| Oct 17 | FLORIDA | 6 | 245 | 40.8 | 48 | 0 | 0 | 1 | 0 | 2 | 0-0 | 0 | 0 | 6 | 351 | 58.5 | 3 | 0 |
| LSU | | 28 | 1109 | 39.6 | 58 | 0 | 2 | 10 | 1 | 11 | 7-7 | 45 | 0 | 41 | 2415 | 58.9 | 11 | 2 |
| | | 32 | 1361 | 42.5 | 56 | 0 | 3 | 9 | 8 | 12 | 4-7 | 43 | 0 | 27 | 1603 | 59.4 | 13 | 1 |

2015 LSU Football
LSU Opponent Game-by-Game (as of Oct 18, 2015)
All games

OPPONENT STATISTICS

| Date | Opponent | Rushing | | | | Receiving | | | | Passing | | | | Kick Returns | | | | Punt Returns | | | | tot off |
|-----------|----------------------|---------|------|----|----|-----------|------|----|----|-------------|------|----|----|--------------|-----|----|----|--------------|-----|----|----|------------|
| | | no. | yds | td | lg | no. | yds | td | lg | cmp-att-int | yds | td | lg | no. | yds | td | lg | no. | yds | td | lg | |
| Sep 12 | at Mississippi State | 26 | 43 | 1 | 11 | 34 | 335 | 1 | 33 | 34-54-0 | 335 | 1 | 33 | 2 | 47 | 0 | 26 | 1 | 21 | 0 | 21 | 378 |
| Sep 19 | AUBURN | 37 | 160 | 1 | 65 | 11 | 100 | 2 | 20 | 11-19-1 | 100 | 2 | 20 | 4 | 106 | 0 | 40 | 1 | 27 | 0 | 27 | 260 |
| Sep 26 | at Syracuse | 32 | 127 | 0 | 20 | 16 | 154 | 3 | 40 | 16-38-1 | 154 | 3 | 40 | 7 | 176 | 0 | 37 | 2 | 44 | 0 | 28 | 281 |
| Oct 03 | EASTERN MICHIGAN | 33 | 94 | 2 | 13 | 17 | 161 | 1 | 33 | 17-24-3 | 161 | 1 | 33 | 7 | 149 | 0 | 37 | 0 | 0 | 0 | 0 | 255 |
| Oct 10 | SOUTH CAROLINA | 20 | 74 | 0 | 11 | 15 | 209 | 2 | 43 | 15-30-1 | 209 | 2 | 43 | 3 | 124 | 1 | 96 | 0 | 0 | 0 | 0 | 283 |
| Oct 17 | FLORIDA | 31 | 55 | 1 | 17 | 17 | 271 | 2 | 48 | 17-32-0 | 271 | 2 | 48 | 3 | 35 | 0 | 24 | 1 | 72 | 1 | 72 | 326 |
| Opponents | | 179 | 553 | 5 | 65 | 110 | 1230 | 11 | 48 | 110-197-6 | 1230 | 11 | 48 | 26 | 637 | 1 | 96 | 5 | 164 | 1 | 72 | 1783 |
| | | 282 | 1953 | 21 | 87 | 64 | 812 | 6 | 62 | 64-109-0 | 812 | 6 | 62 | 12 | 227 | 0 | 32 | 9 | 103 | 1 | 69 | 2765 |

Games played: 6

Avg per rush: 3.1

Avg per catch: 11.2

Pass efficiency: 120.62

Kick ret avg: 24.5

Punt ret avg: 32.8

All purpose avg/game: 430.7

Total offense avg/gm: 297.2

| Date | Opponent | Tackles | | | | Sacks no-yds | Fumble | | Pass Defense | | | Blkd kick | PAT Attempts | | | saf | pts |
|-----------|----------------------|---------|-----|-------|----------|-----------------|--------|--------|--------------|-----|------|--------------|--------------|------|-----|-----|-----|
| | | ua | a | total | tfl-yds | | ff | fr-yds | int-yds | qbh | brup | | kick | rush | rcv | | |
| Sep 12 | at Mississippi State | 24 | 66 | 90 | 6.0-17 | 1.0-5 | 0 | 0-0 | 0-0 | 1 | 1 | 0 | 1-1 | 0 | 0 | 0 | 19 |
| Sep 19 | AUBURN | 20 | 68 | 88 | 1.0-1 | 0.0-0 | 0 | 0-0 | 0-0 | 0 | 1 | 0 | 3-3 | 0 | 0 | 0 | 21 |
| Sep 26 | at Syracuse | 33 | 22 | 55 | 7.0-39 | 2.0-21 | 1 | 0-0 | 0-0 | 0 | 2 | 0 | 3-3 | 0 | 0 | 0 | 24 |
| Oct 03 | EASTERN MICHIGAN | 29 | 48 | 77 | 6.0-27 | 3.0-18 | 1 | 1-14 | 0-0 | 0 | 3 | 0 | 2-2 | 0 | 1 | 0 | 22 |
| Oct 10 | SOUTH CAROLINA | 54 | 28 | 82 | 6.0-23 | 1.0-12 | 1 | 0-0 | 0-0 | 2 | 2 | 0 | 3-3 | 0 | 0 | 0 | 24 |
| Oct 17 | FLORIDA | 20 | 60 | 80 | 6.0-18 | 0.0-0 | 1 | 1-0 | 0-0 | 1 | 1 | 0 | 4-4 | 0 | 0 | 0 | 28 |
| Opponents | | 180 | 292 | 472 | 32.0-125 | 7.0-56 | 4 | 2-14 | 0-0 | 4 | 10 | 0 | 16-16 | 0 | 1 | 0 | 138 |
| | | 194 | 196 | 390 | 37.0-148 | 17.0-112 | 2 | 1-0 | 6-26 | 21 | 23 | 0 | 29-29 | 0 | 0 | 0 | 224 |

| | | Punting | | | | | | | | | | Field Goals | | | Kickoffs | | | | |
|-----------|----------------------|---------|------|------|------|------|----|----|-----|-----|--------|-------------|------|-----|----------|------|----|----|--|
| Date | Opponent | no. | yds | avg | long | blkd | tb | fc | 50+ | i20 | md-att | long | blkd | no. | yds | avg | tb | ob | |
| Sep 12 | at Mississippi State | 8 | 297 | 37.1 | 54 | 0 | 1 | 5 | 1 | 2 | 2-3 | 43 | 0 | 5 | 263 | 52.6 | 1 | 0 | |
| Sep 19 | AUBURN | 6 | 300 | 50.0 | 56 | 0 | 2 | 0 | 4 | 2 | 0-0 | 0 | 0 | 4 | 224 | 56.0 | 3 | 0 | |
| Sep 26 | at Syracuse | 5 | 228 | 45.6 | 56 | 0 | 0 | 2 | 2 | 3 | 1-2 | 43 | 0 | 4 | 259 | 64.8 | 1 | 0 | |
| Oct 03 | EASTERN MICHIGAN | 4 | 148 | 37.0 | 44 | 0 | 0 | 0 | 0 | 0 | 0-1 | 0 | 0 | 4 | 212 | 53.0 | 1 | 1 | |
| Oct 10 | SOUTH CAROLINA | 3 | 133 | 44.3 | 48 | 0 | 0 | 0 | 0 | 1 | 1-1 | 21 | 0 | 5 | 318 | 63.6 | 3 | 0 | |
| Oct 17 | FLORIDA | 6 | 255 | 42.5 | 56 | 0 | 0 | 2 | 1 | 4 | 0-0 | 0 | 0 | 5 | 327 | 65.4 | 4 | 0 | |
| Opponents | | 32 | 1361 | 42.5 | 56 | 0 | 3 | 9 | 8 | 12 | 4-7 | 43 | 0 | 27 | 1603 | 59.4 | 13 | 1 | |
| | | 28 | 1109 | 39.6 | 58 | 0 | 2 | 10 | 1 | 11 | 7-7 | 45 | 0 | 41 | 2415 | 58.9 | 11 | 2 | |

Player Game-by-Game Statistics

PASSING

| Brandon Harris | Att | Cmp | Int | Yds | TD | Lng |
|--------------------------|-----|-----|-----|-----|----|-----|
| at #25 Mississippi State | 14 | 9 | 0 | 71 | 0 | 23 |
| #18 Auburn | 17 | 12 | 0 | 74 | 1 | 14 |
| at Syracuse | 16 | 8 | 0 | 157 | 1 | 51 |
| Eastern Michigan | 15 | 4 | 0 | 80 | 0 | 28 |
| South Carolina | 28 | 18 | 0 | 228 | 2 | 62 |
| #8 Florida | 19 | 13 | 0 | 202 | 2 | 52 |
| Western Kentucky | | | | | | |
| at Alabama | | | | | | |
| Arkansas | | | | | | |
| at Ole Miss | | | | | | |
| Texas A&M | | | | | | |
| TOTALS | 108 | 64 | 0 | 812 | 6 | 62 |

RUSHING

| Leonard Fournette | Att | Gn | Ls | Net | TD | Lng |
|--------------------------|-----|------|----|------|----|-----|
| at #25 Mississippi State | 28 | 163 | 4 | 159 | 3 | 26 |
| #18 Auburn | 19 | 228 | 0 | 228 | 3 | 71 |
| at Syracuse | 26 | 261 | 17 | 244 | 2 | 62 |
| Eastern Michigan | 26 | 242 | 9 | 233 | 3 | 75 |
| South Carolina | 20 | 163 | 5 | 158 | 1 | 87 |
| #8 Florida | 31 | 193 | 13 | 180 | 2 | 25 |
| Western Kentucky | | | | | | |
| at Alabama | | | | | | |
| Arkansas | | | | | | |
| at Ole Miss | | | | | | |
| Texas A&M | | | | | | |
| TOTALS | 150 | 1250 | 48 | 1202 | 14 | 87 |

| Derrius Guice | Att | Gn | Ls | Net | TD | Lng |
|--------------------------|-----|-----|----|-----|----|-----|
| at #25 Mississippi State | - | - | - | - | - | - |
| #18 Auburn | 6 | 55 | 0 | 55 | 0 | 29 |
| at Syracuse | 4 | 13 | 0 | 13 | 0 | 8 |
| Eastern Michigan | 3 | 34 | 0 | 34 | 0 | 18 |
| South Carolina | 16 | 161 | 0 | 161 | 1 | 39 |
| #8 Florida | 2 | 5 | 0 | 5 | 0 | 3 |
| Western Kentucky | | | | | | |
| at Alabama | | | | | | |
| Arkansas | | | | | | |
| at Ole Miss | | | | | | |
| Texas A&M | | | | | | |
| TOTALS | 31 | 268 | 0 | 268 | 1 | 39 |

| Darrel Williams | Att | Gn | Ls | Net | TD | Lng |
|--------------------------|-----|-----|----|-----|----|-----|
| at #25 Mississippi State | 12 | 50 | 5 | 45 | 0 | 12 |
| #18 Auburn | 8 | 41 | 0 | 41 | 0 | 9 |
| at Syracuse | 2 | 8 | 0 | 8 | 0 | 7 |
| Eastern Michigan | 11 | 91 | 2 | 89 | 0 | 40 |
| South Carolina | 10 | 61 | 0 | 61 | 2 | 27 |
| #8 Florida | 2 | 6 | 0 | 6 | 0 | 4 |
| Western Kentucky | | | | | | |
| at Alabama | | | | | | |
| Arkansas | | | | | | |
| at Ole Miss | | | | | | |
| Texas A&M | | | | | | |
| TOTALS | 45 | 257 | 7 | 250 | 2 | 40 |

| Brandon Harris | Att | Gn | Ls | Net | TD | Lng |
|--------------------------|-----|-----|----|-----|----|-----|
| at #25 Mississippi State | 5 | 53 | 5 | 48 | 0 | 18 |
| #18 Auburn | 8 | 66 | 0 | 66 | 2 | 33 |
| at Syracuse | 6 | 24 | 21 | 3 | 0 | 19 |
| Eastern Michigan | 6 | 35 | 17 | 18 | 1 | 21 |
| South Carolina | 6 | 26 | 15 | 11 | 0 | 14 |
| #8 Florida | 5 | 17 | 3 | 14 | 0 | 7 |
| Western Kentucky | | | | | | |
| at Alabama | | | | | | |
| Arkansas | | | | | | |
| at Ole Miss | | | | | | |
| Texas A&M | | | | | | |
| TOTALS | 36 | 221 | 61 | 160 | 3 | 33 |

| Nick Brossette | Att | Gn | Ls | Net | TD | Lng |
|--------------------------|-----|----|----|-----|----|-----|
| at #25 Mississippi State | DNP | | | | | |
| #18 Auburn | 4 | 13 | 0 | 13 | 0 | 4 |
| at Syracuse | 1 | 5 | 0 | 5 | 0 | 5 |
| Eastern Michigan | 3 | 18 | 0 | 18 | 0 | 10 |
| South Carolina | 1 | 6 | 0 | 6 | 0 | 5 |
| #8 Florida | - | - | - | - | - | - |
| Western Kentucky | | | | | | |
| at Alabama | | | | | | |
| Arkansas | | | | | | |
| at Ole Miss | | | | | | |
| Texas A&M | | | | | | |
| TOTALS | 9 | 42 | 0 | 42 | 0 | 10 |

| Trent Domingue | Att | Gn | Ls | Net | TD | Lng |
|--------------------------|-----|----|----|-----|----|-----|
| at #25 Mississippi State | - | - | - | - | - | - |
| #18 Auburn | - | - | - | - | - | - |
| at Syracuse | - | - | - | - | - | - |
| Eastern Michigan | - | - | - | - | - | - |
| South Carolina | - | - | - | - | - | - |
| #8 Florida | 1 | 16 | 0 | 16 | 1 | 16 |
| Western Kentucky | | | | | | |
| at Alabama | | | | | | |
| Arkansas | | | | | | |
| at Ole Miss | | | | | | |
| Texas A&M | | | | | | |
| TOTALS | 1 | 16 | 0 | 16 | 1 | 16 |

| Donte Jackson | Att | Gn | Ls | Net | TD | Lng |
|--------------------------|-----|----|----|-----|----|-----|
| at #25 Mississippi State | - | - | - | - | - | - |
| #18 Auburn | 1 | 14 | 0 | 14 | 0 | 14 |
| at Syracuse | - | - | - | - | - | - |
| Eastern Michigan | - | - | - | - | - | - |
| South Carolina | - | - | - | - | - | - |
| #8 Florida | - | - | - | - | - | - |
| Western Kentucky | | | | | | |
| at Alabama | | | | | | |
| Arkansas | | | | | | |
| at Ole Miss | | | | | | |
| Texas A&M | | | | | | |
| TOTALS | 1 | 14 | 0 | 14 | 0 | 14 |

| Travin Dural | Att | Gn | Ls | Net | TD | Lng |
|--------------------------|-----|----|----|-----|----|-----|
| at #25 Mississippi State | 2 | 17 | 3 | 14 | 0 | 17 |
| #18 Auburn | - | - | - | - | - | - |
| at Syracuse | 1 | 0 | 1 | -1 | 0 | 0 |
| Eastern Michigan | - | - | - | - | - | - |
| South Carolina | - | - | - | - | - | - |
| #8 Florida | - | - | - | - | - | - |
| Western Kentucky | | | | | | |
| at Alabama | | | | | | |
| Arkansas | | | | | | |
| at Ole Miss | | | | | | |
| Texas A&M | | | | | | |
| TOTALS | 3 | 17 | 4 | 13 | 0 | 17 |

Player Game-by-Game Statistics

RECEIVING

| Travin Dural | Rec | Yds | TD | Lng |
|--------------------------|-----|-----|----|-----|
| at #25 Mississippi State | 4 | 15 | 0 | 9 |
| #18 Auburn | 4 | 27 | 0 | 11 |
| at Syracuse | 1 | 51 | 0 | 51 |
| Eastern Michigan | 1 | 27 | 0 | 27 |
| South Carolina | 4 | 109 | 1 | 62 |
| #8 Florida | 5 | 65 | 0 | 19 |
| Western Kentucky | | | | |
| at Alabama | | | | |
| Arkansas | | | | |
| at Ole Miss | | | | |
| Texas A&M | | | | |
| TOTALS | 19 | 294 | 1 | 62 |
| Malachi Dupre | Rec | Yds | TD | Lng |
| at #25 Mississippi State | 2 | 22 | 0 | 20 |
| #18 Auburn | 1 | 8 | 0 | 8 |
| at Syracuse | 4 | 73 | 1 | 42 |
| Eastern Michigan | 1 | 19 | 0 | 19 |
| South Carolina | 6 | 74 | 1 | 28 |
| #8 Florida | 4 | 115 | 2 | 52 |
| Western Kentucky | | | | |
| at Alabama | | | | |
| Arkansas | | | | |
| at Ole Miss | | | | |
| Texas A&M | | | | |
| TOTALS | 18 | 311 | 4 | 52 |
| Leonard Fournette | Rec | Yds | TD | Lng |
| at #25 Mississippi State | - | - | - | - |
| #18 Auburn | 1 | 9 | 0 | 9 |
| at Syracuse | 1 | 7 | 0 | 7 |
| Eastern Michigan | - | - | - | - |
| South Carolina | 3 | 25 | 0 | 15 |
| #8 Florida | 1 | 15 | 0 | 15 |
| Western Kentucky | | | | |
| at Alabama | | | | |
| Arkansas | | | | |
| at Ole Miss | | | | |
| Texas A&M | | | | |
| TOTALS | 6 | 56 | 0 | 15 |
| Colin Jeter | Rec | Yds | TD | Lng |
| at #25 Mississippi State | 1 | 2 | 0 | 2 |
| #18 Auburn | 2 | 15 | 1 | 14 |
| at Syracuse | - | - | - | - |
| Eastern Michigan | 1 | 28 | 0 | 28 |
| South Carolina | - | - | - | - |
| #8 Florida | 1 | -5 | 0 | 0 |
| Western Kentucky | | | | |
| at Alabama | | | | |
| Arkansas | | | | |
| at Ole Miss | | | | |
| Texas A&M | | | | |
| TOTALS | 5 | 40 | 1 | 28 |
| John Diarse | Rec | Yds | TD | Lng |
| at #25 Mississippi State | 1 | 9 | 0 | 9 |
| #18 Auburn | 1 | 10 | 0 | 10 |
| at Syracuse | 1 | 12 | 0 | 12 |
| Eastern Michigan | - | - | - | - |
| South Carolina | - | - | - | - |
| #8 Florida | | | | |
| Western Kentucky | | | | |
| at Alabama | | | | |
| Arkansas | | | | |
| at Ole Miss | | | | |
| Texas A&M | | | | |
| TOTALS | 3 | 31 | 0 | 12 |

| Derrius Guice | Rec | Yds | TD | Lng |
|--------------------------|-----|-----|----|-----|
| at #25 Mississippi State | - | - | - | - |
| #18 Auburn | 1 | 6 | 0 | 6 |
| at Syracuse | - | - | - | - |
| Eastern Michigan | 1 | 6 | 0 | 6 |
| South Carolina | 1 | 2 | 0 | 2 |
| #8 Florida | - | - | - | - |
| Western Kentucky | | | | |
| at Alabama | | | | |
| Arkansas | | | | |
| at Ole Miss | | | | |
| Texas A&M | | | | |
| TOTALS | 3 | 14 | 0 | 2 |
| Tyron Johnson | Rec | Yds | TD | Lng |
| at #25 Mississippi State | DNP | - | - | - |
| #18 Auburn | 1 | 0 | 0 | 0 |
| at Syracuse | - | - | - | - |
| Eastern Michigan | - | - | - | - |
| South Carolina | 2 | 6 | 0 | 6 |
| #8 Florida | - | - | - | - |
| Western Kentucky | | | | |
| at Alabama | | | | |
| Arkansas | | | | |
| at Ole Miss | | | | |
| Texas A&M | | | | |
| TOTALS | 3 | 6 | 0 | 8 |
| DeSean Smith | Rec | Yds | TD | Lng |
| at #25 Mississippi State | 1 | 23 | 0 | 23 |
| #18 Auburn | - | - | - | - |
| at Syracuse | - | - | - | - |
| Eastern Michigan | - | - | - | - |
| South Carolina | 1 | 11 | 0 | 11 |
| #8 Florida | - | - | - | - |
| Western Kentucky | | | | |
| at Alabama | | | | |
| Arkansas | | | | |
| at Ole Miss | | | | |
| Texas A&M | | | | |
| TOTALS | 2 | 34 | 0 | 23 |
| Trey Quinn | Rec | Yds | TD | Lng |
| at #25 Mississippi State | - | - | - | - |
| #18 Auburn | - | - | - | - |
| at Syracuse | 1 | 14 | 0 | 14 |
| Eastern Michigan | - | - | - | - |
| South Carolina | - | - | - | - |
| #8 Florida | - | - | - | - |
| Western Kentucky | | | | |
| at Alabama | | | | |
| Arkansas | | | | |
| at Ole Miss | | | | |
| Texas A&M | | | | |
| TOTALS | 1 | 14 | 0 | 14 |
| Dillon Gordon | Rec | Yds | TD | Lng |
| at #25 Mississippi State | - | - | - | - |
| #18 Auburn | - | - | - | - |
| at Syracuse | - | - | - | - |
| Eastern Michigan | DNP | - | - | - |
| South Carolina | DNP | - | - | - |
| #8 Florida | 1 | 8 | 0 | 8 |
| Western Kentucky | | | | |
| at Alabama | | | | |
| Arkansas | | | | |
| at Ole Miss | | | | |
| Texas A&M | | | | |
| TOTALS | 1 | 8 | 0 | 8 |

Player Game-by-Game Statistics

| Darrel Williams | Rec | Yds | TD | Lng |
|--------------------------|-----|-----|----|-----|
| at #25 Mississippi State | - | - | - | - |
| #18 Auburn | - | - | - | - |
| at Syracuse | - | - | - | - |
| Eastern Michigan | - | - | - | - |
| South Carolina | - | - | - | - |
| #8 Florida | 1 | 4 | 0 | 4 |
| Western Kentucky | | | | |
| at Alabama | | | | |
| Arkansas | | | | |
| at Ole Miss | | | | |
| Texas A&M | | | | |
| TOTALS | 1 | 4 | 0 | 4 |

| John David Moore | Rec | Yds | TD | Lng |
|--------------------------|-----|-----|----|-----|
| at #25 Mississippi State | - | - | - | - |
| #18 Auburn | - | - | - | - |
| at Syracuse | - | - | - | - |
| Eastern Michigan | - | - | - | - |
| South Carolina | 1 | 1 | 0 | 1 |
| #8 Florida | | | | |
| Western Kentucky | | | | |
| at Alabama | | | | |
| Arkansas | | | | |
| at Ole Miss | | | | |
| Texas A&M | | | | |
| TOTALS | 1 | 1 | 0 | 1 |

RETURN YARDAGE

| Tre'Davious White | Kickoff Returns | | | Punt Returns | | |
|--------------------------|-----------------|-----|-----|--------------|-----|-----|
| | No. | Yds | Lng | No. | Yds | Lng |
| at #25 Mississippi State | 0 | 0 | 0 | 1 | 2 | 2 |
| #18 Auburn | 0 | 0 | 0 | 2 | 23 | 23 |
| at Syracuse | 0 | 0 | 0 | 2 | 75 | 69 |
| Eastern Michigan | 0 | 0 | 0 | 1 | 2 | 0 |
| South Carolina | 0 | 0 | 0 | 1 | -1 | 0 |
| #8 Florida | 0 | 0 | 0 | 2 | 2 | 7 |
| Western Kentucky | | | | | | |
| at Alabama | | | | | | |
| Arkansas | | | | | | |
| at Ole Miss | | | | | | |
| Texas A&M | | | | | | |
| TOTALS | 0 | 0 | 0 | 9 | 103 | 69 |

| Darrel Williams | No. | Yds | Lng | No. | Yds | Lng |
|--------------------------|-----|-----|-----|-----|-----|-----|
| at #25 Mississippi State | 1 | 8 | 8 | - | - | - |
| #18 Auburn | - | - | - | - | - | - |
| at Syracuse | - | - | - | - | - | - |
| Eastern Michigan | - | - | - | - | - | - |
| South Carolina | 1 | 21 | 21 | - | - | - |
| #8 Florida | - | - | - | - | - | - |
| Western Kentucky | | | | | | |
| at Alabama | | | | | | |
| Arkansas | | | | | | |
| at Ole Miss | | | | | | |
| Texas A&M | | | | | | |
| TOTALS | 2 | 29 | 21 | 0 | 0 | 0 |

| Lamar Louis | Kickoff Returns | | | Punt Returns | | |
|--------------------------|-----------------|-----|-----|--------------|-----|-----|
| | No. | Yds | Lng | No. | Yds | Lng |
| at #25 Mississippi State | 1 | 2 | 2 | - | - | - |
| #18 Auburn | - | - | - | - | - | - |
| at Syracuse | - | - | - | - | - | - |
| Eastern Michigan | - | - | - | - | - | - |
| South Carolina | - | - | - | - | - | - |
| #8 Florida | - | - | - | - | - | - |
| Western Kentucky | | | | | | |
| at Alabama | | | | | | |
| Arkansas | | | | | | |
| at Ole Miss | | | | | | |
| Texas A&M | | | | | | |
| TOTALS | 1 | 2 | 2 | 0 | 0 | 0 |

| Donte Jackson | Kickoff Returns | | | Punt Returns | | |
|--------------------------|-----------------|-----|-----|--------------|-----|-----|
| | No. | Yds | Lng | No. | Yds | Lng |
| at #25 Mississippi State | 2 | 39 | 21 | 0 | 0 | 0 |
| #18 Auburn | - | - | - | - | - | - |
| at Syracuse | 3 | 57 | 27 | 0 | 0 | 0 |
| Eastern Michigan | 2 | 48 | 25 | 0 | 0 | 0 |
| South Carolina | - | - | - | - | - | - |
| #8 Florida | | | | | | |
| Western Kentucky | | | | | | |
| at Alabama | | | | | | |
| Arkansas | | | | | | |
| at Ole Miss | | | | | | |
| Texas A&M | | | | | | |
| TOTALS | 8 | 164 | 27 | 0 | 0 | 0 |

| Derrius Guice | Kickoff Returns | | | Punt Returns | | |
|--------------------------|-----------------|-----|-----|--------------|-----|-----|
| | No. | Yds | Lng | No. | Yds | Lng |
| at #25 Mississippi State | - | - | - | - | - | - |
| #18 Auburn | - | - | - | - | - | - |
| at Syracuse | - | - | - | - | - | - |
| Eastern Michigan | - | - | - | - | - | - |
| South Carolina | - | - | - | - | - | - |
| #8 Florida | 1 | 32 | 32 | 0 | 0 | 0 |
| Western Kentucky | | | | | | |
| at Alabama | | | | | | |
| Arkansas | | | | | | |
| at Ole Miss | | | | | | |
| Texas A&M | | | | | | |
| TOTALS | 1 | 32 | 32 | 0 | 0 | 0 |

PUNTING

| Jamie Keehn | No. | Yds | Avg | Lng | I-20 |
|--------------------------|-----|------|------|-----|------|
| at #25 Mississippi State | 9 | 351 | 39.0 | 58 | 5 |
| #28 Auburn | 3 | 121 | 40.3 | 45 | 2 |
| at Syracuse | 5 | 188 | 37.6 | 49 | 0 |
| Eastern Michigan | 2 | 89 | 44.5 | 49 | 1 |
| South Carolina | 3 | 115 | 38.3 | 42 | 1 |
| #8 Florida | 6 | 245 | 40.8 | 48 | 2 |
| Western Kentucky | | | | | |
| at Alabama | | | | | |
| Arkansas | | | | | |
| at Ole Miss | | | | | |
| Texas A&M | | | | | |
| TOTALS | 28 | 1109 | 39.6 | 58 | 11 |

FIELD GOALS

| Trent Domingue | Made | Missed |
|--------------------------|------------|--------|
| at #25 Mississippi State | - | - |
| #18 Auburn | 32 | - |
| at Syracuse | 21, 37 | - |
| Eastern Michigan | 22, 26, 45 | - |
| South Carolina | 29 | - |
| #8 Florida | - | - |
| Western Kentucky | | |
| at Alabama | | |
| Arkansas | | |
| at Ole Miss | | |
| Texas A&M | | |
| TOTALS | 7/7 | |

| Colby Delahoussaye | Made | Missed |
|--------------------------|------|--------|
| at #25 Mississippi State | DNP | - |
| #18 Auburn | DNP | - |
| at Syracuse | DNP | - |
| Eastern Michigan | DNP | - |
| South Carolina | DNP | - |
| #8 Florida | DNP | - |
| Western Kentucky | | |
| at Alabama | | |
| Arkansas | | |
| at Ole Miss | | |
| Texas A&M | | |
| TOTALS | 0/0 | |

PLAYER DEFENSIVE GAME-BY-GAME STATISTICS

| Tackles (UT-AT-TOT) | at MSU | AU | at CUSE | EMU | SC | UF | WKU | at ALA | ARK | at OM | A&M | TOTALS |
|----------------------------|---------------|-----------|----------------|------------|-----------|-----------|------------|---------------|------------|--------------|----------------|---------------|
| Kendell Beckwith | 5-6-11 | 2-2-4 | 4-1-5 | 4-4-8 | 4-1-5 | 4-4-8 | | | | | | 23-18-41 |
| Deion Jones | 3-9-12 | 4-4-8 | 5-0-5 | 1-3-4 | 1-1-2 | 6-4-10 | | | | | | 20-21-41 |
| Lewis Neal | 1-4-5 | 0-3-3 | 6-1-7 | 2-0-2 | 2-1-3 | 4-6-10 | | | | | | 15-15-30 |
| Rickey Jefferson | 3-4-7 | 5-1-6 | 2-0-2 | 2-6-8 | 2-0-2 | 1-1-2 | | | | | | 15-12-27 |
| Dwayne Thomas | 2-8-10 | 1-0-1 | 2-0-2 | 2-0-2 | 4-0-4 | 5-1-6 | | | | | | 16-9-25 |
| Jamal Adams | 2-2-4 | 2-4-6 | 4-1-5 | 1-3-4 | 2-0-2 | 2-0-2 | | | | | | 13-10-23 |
| Tre'Davious White | 5-1-6 | 2-4-6 | 4-0-4 | 1-0-1 | 3-0-3 | 1-1-2 | | | | | | 16-6-22 |
| Davon Godchaux | 1-4-5 | 2-2-4 | 1-2-3 | 2-4-6 | - | 0-4-4 | | | | | | 6-16-22 |
| Duke Riley | 2-1-3 | 2-3-5 | 3-0-3 | 1-6-7 | 1-0-1 | - | | | | | | 9-10-19 |
| Christian LaCouture | 0-6-6 | 0-4-4 | 0-1-1 | 1-3-4 | 0-2-2 | 0-2-2 | | | | | | 1-18-19 |
| Arden Key | 2-1-3 | 2-0-2 | 3-1-4 | 0-3-3 | 2-1-3 | 0-3-3 | | | | | | 9-9-18 |
| Kevin Toliver II | 6-1-7 | 1-0-1 | 3-0-3 | 0-2-2 | 1-0-1 | 3-1-4 | | | | | | 14-4-18 |
| Sione Teuhema | - | - | 3-0-3 | 3-4-7 | 1-2-3 | - | | | | | | 7-6-13 |
| Donte Jackson | 1-0-1 | 1-1-2 | 3-1-4 | 2-1-3 | 1-0-1 | 0-1-1 | | | | | | 8-4-12 |
| Lamar Louis | 0-1-1 | 1-3-4 | - | 0-2-2 | 2-1-3 | 1-0-1 | | | | | | 4-7-11 |
| Tashawn Bower | 1-3-4 | 1-3-4 | - | DNP | DNP | 1-2-3 | | | | | | 3-8-11 |
| Donnie Alexander | - | 0-2-2 | 1-0-1 | 2-1-3 | 1-0-1 | 0-1-1 | | | | | | 4-4-8 |
| Frank Herron | 1-0-1 | 1-1-2 | - | - | - | 0-3-3 | | | | | | 2-4-6 |
| Greg Gilmore | 0-1-1 | 1-0-1 | 1-0-1 | - | 0-1-1 | 0-1-1 | | | | | | 2-3-5 |
| Corey Thompson | - | 0-3-3 | - | - | DNP | DNP | | | | | | 0-3-3 |
| Darrel Williams | - | - | 1-0-1 | 0-2-2 | - | - | | | | | | 1-2-3 |
| Devin Voorhies | - | - | 1-0-1 | - | 0-1-1 | 0-1-1 | | | | | | 1-2-3 |
| John Battle | - | 0-1-1 | - | 1-1-2 | - | - | | | | | | 1-2-3 |
| Derrius Guice | - | 0-1-1 | - | - | 1-0-1 | - | | | | | | 1-1-2 |
| Ronnie Feist | DNP | DNP | DNP | - | 0-1-1 | DNP | | | | | | 0-1-1 |
| Ed Paris | - | - | - | 1-0-1 | - | - | | | | | | 1-0-1 |
| Trey Quinn | - | - | - | 0-1-1 | - | - | | | | | | 0-1-1 |
| Colin Jeter | - | - | 1-0-1 | - | - | - | | | | | | 1-0-1 |
| Leonard Fournette | - | - | - | 1-0-1 | - | - | | | | | | 1-0-1 |

| TFL-Yards | at MSU | AU | at CUSE | EMU | at SC | UF | WKU | at ALA | ARK | at OM | A&M | TOTALS |
|-------------------|---------------|-----------|----------------|------------|--------------|-----------|------------|---------------|------------|--------------|----------------|---------------|
| Lewis Neal | 1.0-7 | - | - | 2.0-11 | 1.0-6 | 3.5-18 | | | | | | 7.5-42 |
| Davon Godchaux | 1.0-12 | 2.0-5 | 1.0-2 | 1.0-2 | - | - | | | | | | 5.0-21 |
| Deion Jones | 1.0-1 | 0.5-1 | - | 0.5-0 | 0.5-1 | 2.5-14 | | | | | | 5.0-17 |
| Tashawn Bower | 1.0-5 | 0.5-2 | - | DNP | DNP | 1.5-6 | | | | | | 3.0-13 |
| Kendell Beckwith | - | - | - | 2.0-3 | - | 1.0-3 | | | | | | 3.0-6 |
| Arden Key | - | 1.0-9 | - | - | 0.5-0 | 0.5-4 | | | | | | 2.0-13 |
| Jamal Adams | - | 1.0-1 | 1.0-2 | - | - | - | | | | | | 2.0-3 |
| Dwayne Thomas | - | - | 1.0-2 | - | 1.0-1 | - | | | | | | 2.0-3 |
| Sione Teuhema | - | - | - | 1.0-1 | 1.0-1 | - | | | | | | 2.0-2 |
| Frank Herron | - | 1.0-9 | - | - | - | - | | | | | | 1.0-9 |
| Greg Gilmore | - | - | 1.0-8 | - | - | - | | | | | | 1.0-8 |
| Rickey Jefferson | - | 1.0-7 | - | - | - | - | | | | | | 1.0-7 |
| Tre'Davious White | - | - | - | 1.0-2 | - | - | | | | | | 1.0-2 |
| Kevin Toliver II | - | 1.0-1 | - | - | - | - | | | | | | 1.0-1 |
| Duke Riley | - | - | - | 0.5-1 | - | - | | | | | | 0.5-1 |

| Sacks-Yards | at MSU | AU | at CUSE | EMU | at SC | UF | WKU | at ALA | ARK | at OM | A&M | TOTALS |
|--------------------|---------------|-----------|----------------|------------|--------------|-----------|------------|---------------|------------|--------------|----------------|---------------|
| Lewis Neal | 1.0-7 | - | - | 2.0-11 | 1.0-6 | 3.0-18 | | | | | | 7.0-42 |
| Davon Godchaux | 1.0-12 | 2.0-5 | - | - | - | - | | | | | | 3.0-17 |
| Deion Jones | - | 0.5-1 | - | - | - | 1.0-12 | | | | | | 1.5-13 |
| Arden Key | 1.0-9 | - | - | - | - | 0.5-4 | | | | | | 1.5-13 |
| Frank Herron | - | 1.0-9 | - | - | - | - | | | | | | 1.0-9 |
| Greg Gilmore | - | - | 1.08 | - | - | - | | | | | | 1.0-8 |
| Rickey Jefferson | 1.0-7 | - | - | - | - | - | | | | | | 1.0-7 |
| Tashawn Bower | - | 0.5-2 | - | DNP | DNP | 0.5-1 | | | | | | 1.0-3 |

SPECIAL TEAMS TACKLES

| Player | at MSU | AU | at CUSE | EMU | SC | UF | WKU | at ALA | ARK | at OM | A&M | TOTALS |
|------------------|--------|-------|---------|-------|-------|-------|-----|--------|-----|-------|-----|--------|
| Duke Riley | 0-2-2 | 2-0-2 | -- | 0-3-3 | -- | -- | | | | | | 2-5-7 |
| Derrius Guice | -- | 1-0-1 | 0-2-2 | -- | 1-0-1 | -- | | | | | | 2-2-4 |
| Darrel Williams | -- | -- | 0-1-1 | 0-2-2 | 0-1-1 | -- | | | | | | 0-4-4 |
| John Battle | -- | -- | 1-0-1 | 1-1-2 | -- | -- | | | | | | 2-1-3 |
| Donte Jackson | 1-0-1 | -- | 1-0-1 | 0-1-1 | -- | -- | | | | | | 2-1-3 |
| Lamar Louis | 0-1-1 | 0-2-2 | -- | -- | -- | -- | | | | | | 0-3-3 |
| Sione Teuhema | -- | -- | 2-1-3 | -- | -- | -- | | | | | | 2-1-3 |
| Jamal Adams | 0-1-1 | -- | 1-0-1 | -- | -- | -- | | | | | | 1-1-2 |
| Corey Thompson | -- | 0-2-2 | -- | DNP | DNP | DNP | | | | | | 0-2-2 |
| Devin Voorhies | -- | -- | 1-0-1 | -- | 0-1-1 | 0-2-2 | | | | | | 1-3-4 |
| Donnie Alexander | -- | -- | 0-1-1 | -- | -- | 1-0-1 | | | | | | 1-1-2 |
| Kendell Beckwith | 0-1-1 | -- | -- | -- | -- | -- | | | | | | 0-1-1 |
| Colin Jeter | -- | -- | 1-0-1 | -- | -- | -- | | | | | | 1-0-1 |
| Deion Jones | -- | -- | -- | -- | -- | 1-0-1 | | | | | | 1-0-1 |
| Trey Quinn | -- | -- | -- | 0-1-1 | -- | -- | | | | | | 0-1-1 |
| Kevin Toliver II | -- | 0-1-1 | -- | -- | -- | -- | | | | | | 0-1-1 |

OFFENSIVE LINE SNAPS PLAYED

| Player | at MSU | AU | at CUSE | EMU | SC | UF | WKU | at ALA | ARK | at OM | A&M | TOTALS |
|-------------------|--------|----|---------|-----|----|----|-----|--------|-----|-------|-----|--------|
| Vadal Alexander | 65 | 66 | 59 | 61 | 80 | 61 | | | | | | 392 |
| Ethan Pocic | 64 | 66 | 59 | 62 | 80 | 61 | | | | | | 392 |
| Jerald Hawkins | 65 | 66 | 58 | 62 | 75 | 61 | | | | | | 387 |
| William Clapp | 65 | 61 | 58 | 61 | 80 | 61 | | | | | | 386 |
| Maea Teheuma | 39 | 66 | 59 | 62 | 69 | 47 | | | | | | 342 |
| Josh Boutte | 26 | 5 | 1 | 7 | 17 | -- | | | | | | 56 |
| Toby Weathersby | -- | -- | -- | 6 | 8 | 16 | | | | | | 30 |
| K.J. Malone | -- | -- | 1 | 5 | 10 | -- | | | | | | 16 |
| Andy Dodd | 1 | -- | -- | 5 | 5 | -- | | | | | | 11 |
| Garrett Brumfield | -- | -- | -- | 5 | 5 | -- | | | | | | 10 |

OFFENSIVE LINE KNOCKDOWNS

| Player | at MSU | AU | at CUSE | EMU | SC | UF | WKU | at ALA | ARK | at OM | A&M | TOTALS |
|-------------------|--------|-----|---------|-----|-----|------|-----|--------|-----|-------|-----|--------|
| Ethan Pocic | 16 | 15 | 9 | 6 | 17 | 13.5 | | | | | | 76.5 |
| Vadal Alexander | 10 | 13 | 9 | 5 | 17 | 13 | | | | | | 67 |
| William Clapp | 6 | 9.5 | 5.5 | 3 | 8 | 5.5 | | | | | | 37.5 |
| Maea Teheuma | 3 | 8 | 3.5 | 9 | 7 | 5 | | | | | | 35.5 |
| Jerald Hawkins | 6 | 5 | 3.5 | 2 | 5.5 | 2 | | | | | | 24 |
| Toby Weathersby | -- | -- | -- | 3 | 2 | 3 | | | | | | 8 |
| Josh Boutte | 2 | 0 | 0 | 1 | 4 | -- | | | | | | 7 |
| Andy Dodd | 0 | -- | -- | 2 | 0 | -- | | | | | | 2 |
| K.J. Malone | -- | -- | 0 | 2 | 0 | -- | | | | | | 2 |
| Garrett Brumfield | -- | -- | -- | 2 | 0 | -- | | | | | | 2 |

OFFENSIVE LINE SACKS ALLOWED

| Player | at MSU | AU | at CUSE | EMU | SC | UF | WKU | at ALA | ARK | at OM | A&M | TOTALS |
|-------------------|--------|----|---------|-----|----|----|-----|--------|-----|-------|-----|--------|
| Jerald Hawkins | 0 | 0 | 0 | 0 | 0 | 0 | | | | | | 0 |
| William Clapp | 0 | 0 | 0 | 0 | 0 | 0 | | | | | | 0 |
| Ethan Pocic | 0 | 0 | 0 | 0 | 0 | 0 | | | | | | 0 |
| K.J. Malone | -- | -- | 0 | 0 | 0 | -- | | | | | | 0 |
| Andy Dodd | 0 | -- | -- | 0 | 0 | -- | | | | | | 0 |
| Garrett Brumfield | -- | -- | -- | 0 | 0 | -- | | | | | | 0 |
| Toby Weathersby | -- | -- | -- | 0 | 0 | 0 | | | | | | 0 |
| Vadal Alexander | 0 | 0 | 1 | 0 | 0 | 0 | | | | | | 1 |
| Josh Boutte | 1 | 0 | 0 | 0 | 0 | -- | | | | | | 1 |
| Maea Teheuma | 0 | 0 | 1 | 1 | 0 | 0 | | | | | | 2 |

Game 1

#14/15 LSU 21
#25 Mississippi State 19

Sept. 12, 2015
Davis Wade Stadium
Starkville, Miss.
62,531

F

LSU

| RUSHING | Att. | Gain | Lost | Net | TD | Long |
|-------------------|------|------|------|-----|----|------|
| Leonard Fournette | 28 | 163 | 4 | 159 | 3 | 26 |
| Brandon Harris | 5 | 53 | 5 | 48 | 0 | 18 |
| Darrel Williams | 12 | 50 | 5 | 45 | 0 | 12 |
| Travin Dural | 2 | 17 | 3 | 14 | 0 | 17 |

| PASSING | Att. | Comp | Int | Yds | TD | Long | Sacks |
|----------------|------|------|-----|-----|----|------|-------|
| Brandon Harris | 14 | 9 | 0 | 71 | 0 | 23 | 1 |

| RECEIVING | No. | Yds. | TD | Long |
|---------------|-----|------|----|------|
| Travin Dural | 4 | 15 | 0 | 9 |
| Malachi Dupre | 2 | 22 | 0 | 20 |
| DeSean Smith | 1 | 23 | 0 | 23 |
| John Diarse | 1 | 9 | 0 | 9 |
| Colin Jeter | 1 | 2 | 0 | 2 |

| PUNTING | No. | Yds. | Avg. | Long | I20 |
|-------------|-----|------|------|------|-----|
| Jamie Keehn | 9 | 351 | 39.0 | 58 | 5 |

| FIELD GOALS | Att. | Made | Long | KICKS |
|-------------|------|------|------|-------|
| None | | | | |

| ALL RETURNS | Punts | | | Kickoffs | | | Interceptions | | |
|-------------------|-------|------|-----|----------|------|-----|---------------|------|-----|
| | No. | Yds. | Lg. | No. | Yds. | Lg. | No. | Yds. | Lg. |
| Tre'Davious White | 1 | 2 | 2 | 0 | 0 | 0 | 0 | 0 | 0 |
| Lamar Louis | 0 | 0 | 0 | 1 | 2 | 2 | 0 | 0 | 0 |
| Donte Jackson | 0 | 0 | 0 | 2 | 39 | 21 | 0 | 0 | 0 |
| Darrel Williams | 0 | 0 | 0 | 1 | 8 | 8 | 0 | 0 | 0 |

Mississippi State

| RUSHING | Att. | Gain | Lost | Net | TD | Long |
|------------------|------|------|------|-----|----|------|
| Brandon Holloway | 5 | 37 | 0 | 37 | 0 | 11 |
| Ashton Shumpert | 10 | 30 | 0 | 30 | 0 | 6 |
| Aeris Williams | 1 | 0 | 5 | -5 | 0 | 0 |
| Dak Prescott | 10 | 9 | 28 | -19 | 1 | 3 |

| PASSING | Att. | Comp | Int. | Yds. | TD | Long | Sacks |
|--------------|------|------|------|------|----|------|-------|
| Dak Prescott | 52 | 34 | 0 | 335 | 1 | 33 | 3 |
| TEAM | 2 | 0 | 0 | 0 | 0 | 0 | 0 |

| RECEIVING | No. | Yds. | TD | Long |
|------------------|-----|------|----|------|
| Fred Ross | 9 | 66 | 0 | 17 |
| De'Runnya Wilson | 8 | 86 | 1 | 20 |
| Gus Walley | 7 | 67 | 0 | 18 |
| Fred Brown | 3 | 53 | 0 | 33 |
| Ashton Shumpert | 3 | 37 | 0 | 17 |
| Brandon Holloway | 2 | 13 | 0 | 10 |
| Justin Johnson | 1 | 9 | 0 | 9 |
| Dontavian Lee | 1 | 4 | 0 | 4 |

| PUNTING | No. | Yds. | Avg. | Long | I20 |
|------------------|-----|------|------|------|-----|
| Devon Bell | 4 | 169 | 42.2 | 54 | 1 |
| Brandon Holloway | 4 | 128 | 32.0 | 36 | 1 |

| FIELD GOALS | Att. | Made | Long | KICKS |
|---------------|------|------|------|--------------|
| Westin Graves | 2 | 2 | 43 | Made: 24, 43 |
| Devon Bell | 1 | 0 | 0 | Missed: 52 |

| ALL RETURNS | Punts | | | Kickoffs | | | Interceptions | | |
|------------------|-------|------|-----|----------|------|-----|---------------|------|-----|
| | No. | Yds. | Lg. | No. | Yds. | Lg. | No. | Yds. | Lg. |
| Fred Ross | 1 | 21 | 21 | 0 | 0 | 0 | 0 | 0 | 0 |
| Brandon Holloway | 0 | 0 | 0 | 2 | 47 | 26 | 0 | 0 | 0 |

LSU Holds Off Late Mississippi State Rally To Win, 21-19, in 2015 Opener

LSU held off a late Mississippi State rally as the Bulldogs' last-second 52-yard field goal attempt sailed wide right allowing the 14th-ranked Tigers to open their 2015 season with a 21-19 win in Starkville. The missed field goal kept LSU's streak of consecutive season-opening wins intact at 13 straight, while the Tigers also beat the Bulldogs in Starkville for the eighth straight time. LSU coach Les Miles is now 10-1 against Mississippi State. Sophomore **Leonard Fournette** got his season off to a quick start, rushing for 159 yards and 3 TDs on a career-best 28 carries. Fournette helped ignite a quick first quarter start for the Tigers with TD runs of 1 and 26 yards as the Tigers built a 14-0 lead after 15 minutes. Fournette added his third TD of the game at the 6:48 mark in the third quarter on an 18-yard run to stretch the Tiger advantage to 21-6. LSU led 14-3 at halftime as the Bulldogs finally got on the scoreboard with a 43-yard field goal with 44 seconds remaining in the second quarter. The Bulldogs, behind the passing of Dak Prescott, started chipping away at the LSU lead in the fourth quarter. Prescott scored on a 1-yard run to cap a 14-play, 87-yard drive that pulled State to within 21-13 with 14:45 left in the game. Meanwhile, LSU's offense had difficulty sustaining any drives during the final quarter as all three fourth quarter possessions ended with a punt, the last one coming with 1:32 left in the game that pinned the Bulldogs at their own 11-yard line. From there, Prescott guided the Bulldogs inside the LSU 35-yard line with three seconds remaining where the attempt at a game-winning field goal for State sailed wide right. For the game, the Tigers racked up 266 rushing yards to go with 71 passing yards. Quarterback **Brandon Harris** completed 9-of-14 passes for 71 yards in just his second start. Harris added 48 rushing yards. The Tiger defense limited MSU to 43 rushing yards and held Prescott to a career-low minus-19 yards on the ground. The Bulldogs finished with 378 total yards. Linebacker **Deion Jones** led LSU with 12 tackles, while **Kendell Beckwith** added 11 and **Dwayne Thomas** 10. LSU had 3 sacks in the contest.

Scoring

| | 1 | 2 | 3 | 4 | F |
|-------------------|----|---|---|----|------|
| LSU | 14 | 0 | 7 | 0 | - 21 |
| Mississippi State | 0 | 3 | 3 | 13 | - 19 |

| | | | |
|-----|-------|----|---|
| LSU | 4:37 | 1Q | Fournette 1 yd run (Domingue kick) |
| LSU | 1:58 | 1Q | Fournette 26 yd run (Domingue Kick) |
| MSU | 00:44 | 2Q | Graves 43 yd FG |
| MSU | 10:04 | 3Q | Graves 24 yd FG |
| LSU | 6:48 | 3Q | Fournette 18 yd run (Domingue kick) |
| MSU | 14:45 | 4Q | Prescott 1 yd run (Graves Kick) |
| MSU | 4:00 | 4Q | Wilson 5 yd pass from Prescott (Prescott pass failed) |

Team Stats

| | LSU | MSU |
|-------------------------|-------|-------|
| FIRST DOWNS | 16 | 27 |
| RUSHING | 11 | 5 |
| PASSING | 3 | 19 |
| PENALTY | 2 | 3 |
| RUSHING ATTEMPTS | 47 | 26 |
| YARDS GAINED RUSHING | 283 | 76 |
| YARDS LOST RUSHING | 17 | 33 |
| NET YARDS RUSHING | 266 | 43 |
| NET YARDS PASSING | 71 | 335 |
| PASSES ATTEMPTED | 14 | 54 |
| PASSES COMPLETED | 9 | 34 |
| HAD INTERCEPTED | 0 | 0 |
| TOTAL OFFENSIVE PLAYS | 61 | 80 |
| TOTAL NET YARDS | 337 | 378 |
| AVERAGE GAIN PER PLAY | 5.5 | 4.7 |
| FUMBLES/LOST | 0/0 | 0/0 |
| PENALTIES/YARDS | 9/95 | 5/45 |
| INTERCEPTIONS/YARDS | 0/0 | 0/0 |
| PUNTS/YARDS | 9/351 | 8/297 |
| AVERAGE PER PUNT | 39.0 | 37.1 |
| PUNT RETURNS/YARDS | 1/2 | 1/21 |
| KICKOFF RETURNS/YARDS | 4/49 | 2/47 |
| POSSESSION TIME | 33:12 | 26:48 |
| THIRD-DOWN CONVERSIONS | 4/13 | 3/15 |
| FOURTH-DOWN CONVERSIONS | 0/0 | 1/1 |
| SACKS BY | 3/28 | 1/5 |

Game 2

| | |
|------------|----|
| #18 Auburn | 21 |
| #13 LSU | 45 |
| | F |

September 19, 2015
Tiger Stadium
Baton Rouge, La.
102,321

LSU

| RUSHING | Att. | Gain | Lost | Net | TD | Long |
|-------------------|------|------|------|-----|----|------|
| Leonard Fournette | 19 | 228 | 0 | 228 | 3 | 71 |
| Brandon Harris | 8 | 66 | 0 | 66 | 2 | 33 |
| Derrius Guice | 6 | 55 | 0 | 55 | 0 | 29 |
| Darrel Williams | 8 | 41 | 0 | 41 | 0 | 9 |
| Donte Jackson | 1 | 14 | 0 | 14 | 0 | 14 |
| Nick Brossette | 4 | 13 | 0 | 13 | 0 | 4 |
| TEAM | 2 | 0 | 6 | -6 | 0 | 0 |

| PASSING | Att. | Comp | Int | Yds | TD | Long | Sacks |
|----------------|------|------|-----|-----|----|------|-------|
| Brandon Harris | 17 | 12 | 0 | 74 | 1 | 14 | 0 |

| RECEIVING | No. | Yds. | TD | Long |
|-------------------|-----|------|----|------|
| Travin Dural | 4 | 27 | 0 | 11 |
| Colin Jeter | 2 | 15 | 1 | 14 |
| John Diarse | 1 | 10 | 0 | 10 |
| Leonard Fournette | 1 | 9 | 0 | 9 |
| Malachi Dupre | 1 | 8 | 0 | 8 |
| Derrius Guice | 1 | 6 | 0 | 6 |
| Tyron Johnson | 1 | 0 | 0 | 0 |
| Nick Brossette | 1 | -1 | 0 | -1 |

| PUNTING | No. | Yds. | Avg. | Long | I20 |
|-------------|-----|------|------|------|-----|
| Jamie Keehn | 3 | 121 | 40.3 | 45 | 2 |

| FIELD GOALS | Att. | Made | Long | KICKS |
|----------------|------|------|------|----------|
| Trent Domingue | 1 | 1 | 32 | Made: 32 |

| Punts | | | Kickoffs | | | Interceptions | | |
|-------------------|------|-----|----------|------|-----|---------------|------|-----|
| No. | Yds. | Lg. | No. | Yds. | Lg. | No. | Yds. | Lg. |
| ALL RETURNS | | | | | | | | |
| Tre'Davious White | 2 | 23 | 23 | 0 | 0 | 0 | 0 | 0 |
| Jamal Adams | 0 | 0 | 0 | 0 | 0 | 0 | 1 | 0 |

Auburn

| RUSHING | Att. | Gain | Lost | Net | TD | Long |
|-----------------|------|------|------|-----|----|------|
| Jeremy Johnson | 12 | 94 | 53 | 41 | 1 | 65 |
| Roc Thomas | 8 | 37 | 0 | 37 | 0 | 17 |
| Peyton Barber | 7 | 35 | 1 | 34 | 0 | 10 |
| Stanton Truitt | 2 | 24 | 0 | 24 | 0 | 19 |
| Kerryon Johnson | 4 | 15 | 1 | 14 | 0 | 6 |
| Ricardo Louis | 2 | 6 | 0 | 6 | 0 | 3 |
| Jovon Robinson | 2 | 4 | 0 | 4 | 0 | 3 |

| PASSING | Att. | Comp | Int. | Yds. | TD | Long | Sacks |
|----------------|------|------|------|------|----|------|-------|
| Jeremy Johnson | 19 | 9 | 1 | 100 | 2 | 20 | 5 |

| RECEIVING | No. | Yds. | TD | Long |
|---------------------|-----|------|----|------|
| Kerryon Johnson | 3 | 17 | 0 | 6 |
| Roc Thomas | 2 | 36 | 0 | 20 |
| D'haquille Williams | 2 | 19 | 1 | 10 |
| Stanton Truitt | 1 | 13 | 0 | 13 |
| Melvin Ray | 1 | 9 | 1 | 9 |
| Jason Smith | 1 | 4 | 0 | 4 |
| Ricardo Louis | 1 | 2 | 0 | 2 |

| PUNTING | No. | Yds. | Avg. | Long | I20 |
|----------------|-----|------|------|------|-----|
| Kevin Phillips | 6 | 300 | 50.0 | 56 | 2 |

| FIELD GOALS | Att. | Made | Long | KICKS |
|-------------|------|------|------|-------|
| None | | | | |

| Punts | | | Kickoffs | | | Interceptions | | |
|-----------------|------|-----|----------|------|-----|---------------|------|-----|
| No. | Yds. | Lg. | No. | Yds. | Lg. | No. | Yds. | Lg. |
| ALL RETURNS | | | | | | | | |
| Marcus Davis | 1 | 27 | 27 | 0 | 0 | 0 | 0 | 0 |
| Kamryn Pettway | 0 | 0 | 0 | 1 | 8 | 8 | 0 | 0 |
| Kerryon Johnson | 0 | 0 | 0 | 3 | 98 | 40 | 0 | 0 |

Fournette, Tigers Run Past Auburn, 45-21

Leonard Fournette rushed for a career-high 228 yards and three touchdowns in just three quarters of action as 13th-ranked LSU ran past 18th-ranked Auburn, 45-21, in Tiger Stadium. The win was LSU's seventh straight over Auburn in Death Valley as the Tigers improved to 2-0 overall. Fournette and LSU wasted little time in setting the tone for a contest that saw the Tigers dominate the line of scrimmage. On the first play of the game, Fournette raced nearly untouched for 71 yards to setup LSU's first score, a 2-yard run by QB **Brandon Harris** for a 7-0 lead. LSU forced Auburn to punt on its first possession, and the Tigers responded by going 78 yards on 13 plays to take a 14-0 advantage on a 1-yard pass from Harris to tight end **Colin Jeter**. LSU tacked on a field goal and then extended the margin to 24-0 at halftime on a 40-yard highlight-reel TD run by Fournette, who finished the first half with 169 yards and 2 TDs on 15 carries. Auburn scored on its opening possession of the second half to pull to within 24-7, but LSU, behind a dominant offensive line, stretched the lead to 31-7 on a 29-yard run by Fournette. Fournette added a 1-yard TD run late in the third quarter to give the Tigers a 38-7 advantage. Auburn scored a pair of fourth quarter TDs for the final margin of 45-21 in a contest that wasn't as close as the final score indicated. LSU finished with 411 rushing yards and five rushing TDs, while limiting Auburn to just 260 total yards. LSU sacked Auburn's QB Jeremy Johnson five times and held Johnson to just 100 yards passing. DT **Davon Godchaux** led the LSU defense with 2 sacks, while LB **Deion Jones** had 8 tackles and S **Rickey Jefferson** added six tackles and a sack. Harris rushed for 66 yards and a pair of TDs and completed 12 of 17 passes for 74 yards and a score to win his first Tiger Stadium start.

Scoring

| | 1 | 2 | 3 | 4 | F |
|--------|----|----|----|---|------|
| Auburn | 0 | 0 | 14 | 7 | - 21 |
| LSU | 14 | 10 | 14 | 7 | - 45 |

| | | | |
|-----|-------|----|---|
| LSU | 13:19 | 1Q | Harris 2 yd run (Domingue Kick) |
| LSU | 1:39 | 1Q | Jeter 1 yd pass from Harris (Domingue Kick) |
| LSU | 6:54 | 2Q | Domingue 32 yd FG |
| LSU | 2:10 | 2Q | Fournette 40 yd run |
| AU | 13:19 | 3Q | Johnson 65 yd run |
| LSU | 10:56 | 3Q | Fournette 29 yd run |
| LSU | 4:14 | 3Q | Fournette 1 yd run |
| AU | 1:03 | 3Q | Ray 9 yd pass from Johnson (Carlson Kick) |
| LSU | 11:23 | 4Q | Harris 1 yd run |
| AU | 5:47 | 4Q | Williams 10 yd pass from Johnson (Carlson Kick) |

Team Stats

| | AU | LSU |
|-------------------------|-------|-------|
| FIRST DOWNS | 16 | 20 |
| RUSHING | 10 | 14 |
| PASSING | 5 | 5 |
| PENALTY | 1 | 1 |
| RUSHING ATTEMPTS | 37 | 48 |
| YARDS GAINED RUSHING | 215 | 417 |
| YARDS LOST RUSHING | 55 | 6 |
| NET YARDS RUSHING | 160 | 411 |
| NET YARDS PASSING | 100 | 74 |
| PASSES ATTEMPTED | 19 | 17 |
| PASSES COMPLETED | 11 | 12 |
| HAD INTERCEPTED | 1 | 0 |
| TOTAL OFFENSIVE PLAYS | 56 | 65 |
| TOTAL NET YARDS | 260 | 485 |
| AVERAGE GAIN PER PLAY | 4.6 | 7.5 |
| FUMBLES/LOST | 2/1 | 0/0 |
| PENALTIES/YARDS | 4/26 | 5/43 |
| INTERCEPTIONS/YARDS | 0/0 | 1/0 |
| PUNTS/YARDS | 6/300 | 3/121 |
| AVERAGE PER PUNT | 50.0 | 40.3 |
| PUNT RETURNS/YARDS | 1/27 | 2/23 |
| KICKOFF RETURNS/YARDS | 4/106 | 0/0 |
| POSSESSION TIME | 26:23 | 33:37 |
| THIRD-DOWN CONVERSIONS | 3/10 | 6/11 |
| FOURTH-DOWN CONVERSIONS | 1/1 | 0/0 |
| SACKS BY | 0/0 | 5/24 |

Game 3

#8 LSU
Syracuse

34
24
F

September 26, 2015
Carrier Dome
Syracuse, N.Y.
43,101

LSU

RUSHING

| | Att. | Gain | Lost | Net | TD | Long |
|-------------------|------|------|------|-----|----|------|
| Leonard Fournette | 26 | 261 | 17 | 244 | 2 | 62 |
| Derrius Guice | 4 | 13 | 0 | 13 | 0 | 8 |
| Darrel Williams | 2 | 8 | 0 | 8 | 0 | 7 |
| Nick Brossette | 1 | 5 | 0 | 5 | 0 | 5 |
| Brandon Harris | 6 | 24 | 21 | 3 | 0 | 19 |
| Travin Dural | 1 | 0 | 1 | -1 | 0 | 0 |
| TEAM | 2 | 0 | 4 | -4 | 0 | 0 |

PASSING

| | Att. | Comp | Int | Yds | TD | Long | Sacks |
|----------------|------|------|-----|-----|----|------|-------|
| Brandon Harris | 16 | 8 | 0 | 157 | 1 | 51 | 2 |

RECEIVING

| | No. | Yds. | TD | Long |
|-------------------|-----|------|----|------|
| Malachi Dupre | 4 | 73 | 1 | 42 |
| Travin Dural | 1 | 51 | 0 | 51 |
| Trey Quinn | 1 | 14 | 0 | 14 |
| John Diarse | 1 | 12 | 0 | 12 |
| Leonard Fournette | 1 | 7 | 0 | 7 |

PUNTING

| | No. | Yds. | Avg. | Long | I20 |
|-------------|-----|------|------|------|-----|
| Jamie Keehn | 5 | 188 | 37.6 | 49 | 0 |

FIELD GOALS

| | Att. | Made | Long | KICKS |
|----------------|------|------|------|--------------|
| Trent Domingue | 2 | 2 | 37 | Made: 21, 37 |

ALL RETURNS

| Punts | | | Kickoffs | | | Interceptions | | |
|-------------------|------|-----|----------|------|-----|---------------|------|-----|
| No. | Yds. | Lg. | No. | Yds. | Lg. | No. | Yds. | Lg. |
| Tre'Davious White | 2 | 75 | 69 | 0 | 0 | 0 | 0 | 0 |
| Deion Jones | 0 | 0 | 0 | 0 | 0 | 1 | 0 | 0 |
| Donte Jackson | 0 | 0 | 0 | 3 | 57 | 27 | 0 | 0 |

Syracuse

RUSHING

| | Att. | Gain | Lost | Net | TD | Long |
|-------------------|------|------|------|-----|----|------|
| Zack Mahoney | 6 | 48 | 8 | 40 | 0 | 20 |
| George Morris | 7 | 37 | 2 | 35 | 0 | 12 |
| Jordan Fredericks | 7 | 25 | 2 | 23 | 0 | 10 |
| Brisly Estime | 2 | 9 | 0 | 9 | 0 | 8 |
| Devante McFarlane | 4 | 8 | 0 | 8 | 0 | 4 |
| Dontae Strickland | 2 | 7 | 0 | 7 | 0 | 5 |
| Riley Dixon | 1 | 5 | 0 | 5 | 0 | 5 |
| Ben Lewis | 2 | 2 | 2 | 0 | 0 | 2 |

PASSING

| | Att. | Comp | Int. | Yds. | TD | Long | Sacks |
|--------------|------|------|------|------|----|------|-------|
| Zack Mahoney | 38 | 16 | 1 | 154 | 3 | 40 | 1 |

RECEIVING

| | No. | Yds. | TD | Long |
|-------------------|-----|------|----|------|
| Ben Lewis | 5 | 33 | 1 | 12 |
| Steve Ishmael | 4 | 34 | 0 | 14 |
| Josh Parris | 4 | 32 | 0 | 11 |
| Brisly Estime | 2 | 50 | 1 | 40 |
| Dontae Strickland | 1 | 5 | 1 | 5 |

PUNTING

| | No. | Yds. | Avg. | Long | I20 |
|-------------|-----|------|------|------|-----|
| Riley Dixon | 5 | 228 | 45.6 | 56 | 3 |

FIELD GOALS

| | Att. | Made | Long | KICKS |
|-------------|------|------|------|----------------------|
| Cole Murphy | 2 | 1 | 43 | Made: 43, Missed: 31 |

ALL RETURNS

| Punts | | | Kickoffs | | | Interceptions | | |
|-------------------|------|-----|----------|------|-----|---------------|------|-----|
| No. | Yds. | Lg. | No. | Yds. | Lg. | No. | Yds. | Lg. |
| Brisly Estime | 2 | 44 | 28 | 6 | 158 | 37 | 0 | 0 |
| Dontae Strickland | 0 | 0 | 0 | 1 | 18 | 18 | 0 | 0 |

Fournette Has Another Career Outing As LSU Runs Past Syracuse, 34-24

Leonard Fournette rushed for a career-high 244 yards and a pair of touchdowns in leading No. 8 ranked LSU to a 34-24 win over Syracuse in what was a rare upstate New York trip for the Tigers. LSU improved to 3-0 overall and extended its non-conference regular-season winning streak to 50 straight games. LSU never trailed in the contest, taking a 7-0 lead late in the first quarter on a 14-yard run by Fournette. Syracuse scored midway through the second quarter on a 43-yard field goal to pull within 7-3. The score remained that way until **Trent Domingue** connected on a 21-yard field goal on LSU's opening possession of the second half to give the Tigers a 10-3 margin. After LSU's defense forced a 3-and-out for the Orange on their first possession of the second half, **Tre'Davious White** returned a punt 69 yards for a touchdowns – the second of his career – to extend the lead to 17-3. The Orange hung around, scoring on a 40-yard TD pass on the ensuing possession, to cut the margin to 17-10. Fournette carried the load on LSU's next possession, covering all 75 yards on four carries, capped with a 62-yard TD run for a 24-10 Tiger lead. A pair of 15-yard defensive penalties on LSU aided Syracuse on its next TD drive as the Orange got within 24-17 early in the fourth quarter. **Brandon Harris** helped setup LSU's final TD with a 51-yard completion to **Travin Dural**. The Tigers scored a play later when Harris found **Malachi Dupre** in the endzone for a TD and a 31-17 LSU lead. The Tigers tacked on a 37-yard field goal to stretch the lead to 34-17 before the Orange closed out the scoring with a 16-play, 75-yard touchdown drive to get to within 34-24. LSU ran out the clock after Fournette broke a 30-yard run to increase his rushing total to 244 yards. For the game, the Tigers racked up 268 rushing yards and 425 total yards (157 passing), while limiting the Orange to 281 total yards (127 rushing, 154 passing). LSU hurt itself with 14 penalties totaling 120 yards, one of which called back what would have been an 87-yard TD run by Fournette in the third quarter. Harris finished 8-of-16 for 157 yards and a TD. Dupre led the Tigers with 4 catches for 73 yards and a TD. DE **Lewis Neal** (7 tackles, 1 FF) and LB **Deion Jones** (5 tackles, 1 Int.) led the Tiger defense.

Scoring

| | 1 | 2 | 3 | 4 | F |
|----------|---|---|----|----|------|
| LSU | 7 | 0 | 17 | 10 | - 34 |
| Syracuse | 0 | 3 | 7 | 14 | - 24 |

| | | | |
|-----|-------|----|---|
| LSU | 3:56 | 1Q | Fournette 14 yd run (Domingue Kick) |
| SU | 6:58 | 2Q | Murphy 43 yd FG |
| LSU | 9:44 | 3Q | Domingue 21 yd FG |
| LSU | 7:48 | 3Q | White 69 yd punt return (Domingue Kick) |
| SU | 6:02 | 3Q | Estime 40 yd pass from Mahoney (Murphy Kick) |
| LSU | 4:09 | 3Q | Fournette 62 yd run (Domingue Kick) |
| SU | 12:06 | 4Q | Lewis 2 yd pass from Mahoney (Murphy Kick) |
| LSU | 9:14 | 4Q | Dupre 11 yd pass from Harris (Domingue Kick) |
| LSU | 5:11 | 4Q | Domingue 37 yd FG |
| SU | 1:53 | 4Q | Strickland 5 yd pass from Mahoney (Murphy Kick) |

Team Stats

| | LSU | SU |
|-------------------------|--------|-------|
| FIRST DOWNS | 17 | 20 |
| RUSHING | 10 | 8 |
| PASSING | 6 | 9 |
| PENALTY | 1 | 3 |
| RUSHING ATTEMPTS | 42 | 32 |
| YARDS GAINED RUSHING | 311 | 141 |
| YARDS LOST RUSHING | 43 | 14 |
| NET YARDS RUSHING | 268 | 127 |
| NET YARDS PASSING | 157 | 154 |
| PASSES ATTEMPTED | 16 | 38 |
| PASSES COMPLETED | 8 | 16 |
| HAD INTERCEPTED | 0 | 1 |
| TOTAL OFFENSIVE PLAYS | 58 | 70 |
| TOTAL NET YARDS | 425 | 281 |
| AVERAGE GAIN PER PLAY | 7.3 | 4.0 |
| FUMBLES/LOST | 1/0 | 1/0 |
| PENALTIES/YARDS | 14/120 | 4/36 |
| INTERCEPTIONS/YARDS | 1/0 | 0/0 |
| PUNTS/YARDS | 5/188 | 5/228 |
| AVERAGE PER PUNT | 37.6 | 45.6 |
| PUNT RETURNS/YARDS | 2/75 | 2/44 |
| KICKOFF RETURNS/YARDS | 3/57 | 7/176 |
| POSSESSION TIME | 29:52 | 30:08 |
| THIRD-DOWN CONVERSIONS | 3/10 | 6/17 |
| FOURTH-DOWN CONVERSIONS | 0/0 | 3/4 |
| SACKS BY | 1/8 | 2/21 |

Game 4

| | |
|------------------|----|
| Eastern Michigan | 22 |
| #9 LSU | 44 |
| | F |

October 3, 2015
Tiger Stadium
Baton Rouge, La.
102,321

LSU

| RUSHING | Att. | Gain | Lost | Net | TD | Long |
|-------------------|------|------|------|-----|----|------|
| Leonard Fournette | 26 | 242 | 9 | 233 | 3 | 75 |
| Darrel Williams | 11 | 91 | 2 | 89 | 0 | 40 |
| Derrius Guice | 3 | 34 | 0 | 34 | 0 | 18 |
| Brandon Harris | 6 | 35 | 17 | 18 | 1 | 21 |
| Nick Brossette | 3 | 18 | 0 | 18 | 0 | 10 |
| TEAM | 1 | 0 | 1 | -1 | 0 | 0 |

| PASSING | Att. | Comp | Int | Yds | TD | Long | Sacks |
|----------------|------|------|-----|-----|----|------|-------|
| Brandon Harris | 14 | 4 | 0 | 80 | 0 | 28 | 3 |

| RECEIVING | No. | Yds. | TD | Long |
|---------------|-----|------|----|------|
| Colin Jeter | 1 | 28 | 0 | 28 |
| Travin Dural | 1 | 27 | 0 | 27 |
| Malachi Dupre | 1 | 19 | 0 | 19 |
| Derrius Guice | 1 | 6 | 0 | 6 |

| PUNTING | No. | Yds. | Avg. | Long | I20 |
|-------------|-----|------|------|------|-----|
| Jamie Keehn | 2 | 89 | 44.5 | 49 | 1 |

| FIELD GOALS | Att. | Made | Long | KICKS |
|----------------|------|------|------|------------------|
| Trent Domingue | 3 | 3 | 45 | Made: 22, 26, 45 |

| ALL RETURNS | Punts | | | Kickoffs | | | Interceptions | | |
|-------------------|-------|------|-----|----------|------|-----|---------------|------|-----|
| | No. | Yds. | Lg. | No. | Yds. | Lg. | No. | Yds. | Lg. |
| Tre'Davious White | 1 | 2 | 0 | 0 | 0 | 0 | 0 | 0 | 0 |
| Jamal Adams | 0 | 0 | 0 | 0 | 0 | 0 | 1 | 0 | 0 |
| Deion Jones | 0 | 0 | 0 | 0 | 0 | 0 | 1 | 26 | 26 |
| Kevin Toliver II | 0 | 0 | 0 | 0 | 0 | 0 | 1 | 0 | 0 |
| Donte Jackson | 0 | 0 | 0 | 2 | 48 | 25 | 0 | 0 | 0 |

Eastern Michigan

| RUSHING | Att. | Gain | Lost | Net | TD | Long |
|----------------|------|------|------|-----|----|------|
| Darius Jackson | 19 | 67 | 1 | 66 | 1 | 12 |
| Shaq Vann | 4 | 32 | 0 | 32 | 1 | 13 |
| Brogan Roback | 8 | 19 | 19 | 0 | 0 | 9 |
| Cody Tuttle | 1 | 0 | 2 | -2 | 0 | 0 |
| TEAM | 1 | 0 | 2 | -2 | 0 | 0 |

| PASSING | Att. | Comp | Int. | Yds. | TD | Long | Sacks |
|---------------|------|------|------|------|----|------|-------|
| Brogan Roback | 24 | 17 | 3 | 161 | 1 | 33 | 2 |

| RECEIVING | No. | Yds. | TD | Long |
|-----------------|-----|------|----|------|
| Sam Browning | 6 | 87 | 0 | 30 |
| Cody Tuttle | 5 | 26 | 0 | 13 |
| Shaq Vann | 3 | 30 | 0 | 33 |
| Dustin Creel | 2 | 10 | 1 | 12 |
| Eddie Daugherty | 1 | 8 | 0 | 8 |

| PUNTING | No. | Yds. | Avg. | Long | I20 |
|---------------|-----|------|------|------|-----|
| Austin Barnes | 4 | 148 | 37.0 | 44 | 0 |

| FIELD GOALS | Att. | Made | Long | KICKS |
|--------------|------|------|------|------------|
| Dylan Mulder | 1 | 0 | - | Missed: 53 |

| ALL RETURNS | Punts | | | Kickoffs | | | Interceptions | | |
|----------------------|-------|------|-----|----------|------|-----|---------------|------|-----|
| | No. | Yds. | Lg. | No. | Yds. | Lg. | No. | Yds. | Lg. |
| Shaq Vann | 0 | 0 | 0 | 1 | 23 | 23 | 0 | 0 | 0 |
| Eddie Daugherty | 0 | 0 | 0 | 5 | 126 | 37 | 0 | 0 | 0 |
| Luke Maclean | 0 | 0 | 0 | 0 | 0 | 0 | 1 | 13 | 13 |
| G. Guilbee-Rodriguez | 0 | 0 | 0 | 1 | 0 | 0 | 0 | 0 | 0 |

Fournette, Tigers Run by Eastern Michigan, 44-22

Another 200-yard outing by **Leonard Fournette** powered LSU to its 51st straight non-conference regular season win as the eighth-ranked Tigers, behind 399 rushing yards, beat Eastern Michigan, 44-22, in Tiger Stadium. The win ran LSU's record to 4-0 overall and kept the nation's longest non-conference regular season winning streak intact at 51 straight. Fournette scored on runs of 3, 75, and 11 yards and became the first player in SEC history to have three straight 200-yard rushing games, finishing with 233 yards and three TDs on 26 carries. LSU jumped out to a quick 14-0 first quarter lead on TD runs by Fournette and quarterback **Brandon Harris**. The Tigers extended the advantage to 17-0 on a 26-yard **Trent Domingue** field goal. However, back-to-back TDs by Eastern Michigan in less than a minute got the Eagles to within 17-14 late in the first half. Domingue kicked a 45-yard field goal just before halftime for a 20-14 LSU lead at the break. Fournette took the opening snap of the second half 75 yards for a TD to stretch the lead to 27-14. The score remained that way until Domingue's third field goal gave the Tigers a 30-17 advantage. The pesky Eagles kept hanging around, getting to within a score at 30-22 with 52 seconds left in the third quarter following a TD and two-point conversion. Fournette scored on an 11-yard run a minute later after a failed onside kick attempt gave LSU the ball at the EMU 43-yard line. Leading 37-22 following the Fournette TD, the Tigers put the game out of reach when linebacker **Deion Jones** returned an interception 26 yards for a TD with 12:37 left in the game. For the contest, LSU racked up 479 total yards, while limiting Eastern Michigan to 255 yards (94 rushing, 161 passing). The Tigers also forced three turnovers. LSU did commit its first turnover of the season, but the Tigers extended its streak of consecutive quarters without trailing in a game to 16. LB **Kendell Beckwith** led LSU with 8 tackles and 2.0 tackles for loss, while S **Rickey Jefferson** added 8 tackles. DE **Lewis Neal** had 2 sacks for the Tigers.

Scoring

| | 1 | 2 | 3 | 4 | F |
|------------------|----|----|----|----|------|
| Eastern Michigan | 0 | 14 | 8 | 0 | - 22 |
| LSU | 14 | 6 | 10 | 14 | - 44 |

| | | | |
|-----|-------|----|---|
| LSU | 10:40 | 1Q | Fournette 3 yd run (Domingue Kick) |
| LSU | 7:18 | 1Q | Harris 21 yd run (Domingue Kick) |
| LSU | 6:45 | 2Q | Domingue 26 yd FG |
| EMU | 2:48 | 2Q | Vann 6 yd run (Mulder Kick) |
| EMU | 2:10 | 2Q | Jackson 1 yd run (Mulder Kick) |
| LSU | 0:10 | 2Q | Domingue 45 yd FG |
| LSU | 14:48 | 3Q | Fournette 75 yd run (Domingue Kick) |
| LSU | 2:17 | 3Q | Domingue 22 yd FG |
| EMU | 0:52 | 3Q | Creel 12 yd pass from Roback (Roback pass from Daugherty) |
| LSU | 14:09 | 4Q | Fournette 11 yd run (Domingue Kick) |
| LSU | 12:37 | 4Q | Jones 26 yd interception return (Domingue Kick) |

Team Stats

| | EMU | LSU |
|-------------------------|-------|-------|
| FIRST DOWNS | 16 | 28 |
| RUSHING | 7 | 22 |
| PASSING | 8 | 3 |
| PENALTY | 1 | 3 |
| RUSHING ATTEMPTS | 33 | 49 |
| YARDS GAINED RUSHING | 118 | 420 |
| YARDS LOST RUSHING | 24 | 21 |
| NET YARDS RUSHING | 94 | 399 |
| NET YARDS PASSING | 161 | 80 |
| PASSES ATTEMPTED | 24 | 15 |
| PASSES COMPLETED | 17 | 4 |
| HAD INTERCEPTED | 3 | 1 |
| TOTAL OFFENSIVE PLAYS | 57 | 64 |
| TOTAL NET YARDS | 255 | 479 |
| AVERAGE GAIN PER PLAY | 4.5 | 7.5 |
| FUMBLES/LOST | 2/0 | 1/0 |
| PENALTIES/YARDS | 7/70 | 7/51 |
| INTERCEPTIONS/YARDS | 1/13 | 3/26 |
| PUNTS/YARDS | 4/148 | 2/89 |
| AVERAGE PER PUNT | 37.0 | 44.5 |
| PUNT RETURNS/YARDS | 0/0 | 1/2 |
| KICKOFF RETURNS/YARDS | 7/149 | 2/48 |
| POSSESSION TIME | 31:31 | 28:29 |
| THIRD-DOWN CONVERSIONS | 5/11 | 1/6 |
| FOURTH-DOWN CONVERSIONS | 0/0 | 0/0 |
| SACKS BY | 2/9 | 2/11 |

Game 5

South Carolina 24
#7 LSU 45

October 10, 2015
Tiger Stadium
Baton Rouge, La.
42,058

F

LSU

| RUSHING | Att. | Gain | Lost | Net | TD | Long |
|-------------------|------|------|------|-----|----|------|
| Derrius Guice | 16 | 161 | 0 | 161 | 1 | 39 |
| Leonard Fournette | 20 | 163 | 5 | 158 | 1 | 87 |
| Darrel Williams | 10 | 61 | 0 | 61 | 2 | 27 |
| Brandon Harris | 6 | 26 | 15 | 11 | 0 | 14 |
| Nick Brossette | 1 | 6 | 0 | 6 | 0 | 5 |
| TEAM | 1 | 0 | 1 | -1 | 0 | 0 |

| PASSING | Att. | Comp | Int | Yds | TD | Long | Sacks |
|----------------|------|------|-----|-----|----|------|-------|
| Brandon Harris | 28 | 18 | 0 | 228 | 2 | 62 | 1 |
| TEAM | 1 | 0 | 0 | 0 | 0 | 0 | 0 |

| RECEIVING | No. | Yds. | TD | Long |
|-------------------|-----|------|----|------|
| Malachi Dupre | 6 | 74 | 1 | 28 |
| Travin Dural | 4 | 109 | 1 | 62 |
| Leonard Fournette | 3 | 25 | 0 | 15 |
| Tyron Johnson | 2 | 6 | 0 | 8 |
| DeSean Smith | 1 | 11 | 0 | 11 |
| Derrius Guice | 1 | 2 | 0 | 2 |
| John David Moore | 1 | 1 | 0 | 1 |

| PUNTING | No. | Yds. | Avg. | Long | I20 |
|-------------|-----|------|------|------|-----|
| Jamie Keehn | 3 | 115 | 38.3 | 42 | 1 |

| FIELD GOALS | Att. | Made | Long | KICKS |
|----------------|------|------|------|----------|
| Trent Domingue | 1 | 1 | 29 | Made: 29 |

| ALL RETURNS | Punts | | | Kickoffs | | | Interceptions | | |
|-------------------|-------|------|-----|----------|------|-----|---------------|------|-----|
| | No. | Yds. | Lg. | No. | Yds. | Lg. | No. | Yds. | Lg. |
| Tre'Davious White | 1 | -1 | 0 | 0 | 0 | 0 | 0 | 0 | 0 |
| Donte Jackson | 0 | 0 | 0 | 1 | 20 | 20 | 0 | 0 | 0 |
| John Battle | 0 | 0 | 0 | 0 | 0 | 0 | 1 | 0 | 0 |
| Darrel Williams | 0 | 0 | 0 | 1 | 21 | 21 | 0 | 0 | 0 |

South Carolina

| RUSHING | Att. | Gain | Lost | Net | TD | Long |
|---------------------|------|------|------|-----|----|------|
| Shon Carson | 6 | 26 | 0 | 26 | 0 | 10 |
| David Williams | 7 | 27 | 2 | 25 | 0 | 11 |
| Perry Orth | 4 | 22 | 6 | 16 | 0 | 11 |
| Pharoh Cooper | 2 | 7 | 0 | 7 | 0 | 7 |
| Michael Scarnecchia | 1 | 0 | 0 | 0 | 0 | 0 |

| PASSING | Att. | Comp | Int. | Yds. | TD | Long | Sacks |
|---------------------|------|------|------|------|----|------|-------|
| Perry Orth | 28 | 14 | 1 | 200 | 2 | 43 | 1 |
| Michael Scarnecchia | 1 | 1 | 0 | 9 | 0 | 9 | 0 |
| Terry Googer | 1 | 0 | 0 | 0 | 0 | 0 | 0 |

| RECEIVING | No. | Yds. | TD | Long |
|-----------------|-----|------|----|------|
| Pharoh Cooper | 7 | 105 | 1 | 43 |
| Shamier Jeffery | 3 | 35 | 0 | 22 |
| David Williams | 2 | 9 | 0 | 5 |
| Jerell Adams | 1 | 36 | 1 | 36 |
| Matrick Belton | 1 | 15 | 0 | 15 |
| Hayden Hurst | 1 | 9 | 0 | 9 |

| PUNTING | No. | Yds. | Avg. | Long | I20 |
|------------|-----|------|------|------|-----|
| Sean Kelly | 3 | 133 | 44.3 | 48 | 1 |

| FIELD GOALS | Att. | Made | Long | KICKS |
|--------------|------|------|------|----------|
| Dylan Mulder | 1 | 1 | 21 | Made: 21 |

| ALL RETURNS | Punts | | | Kickoffs | | | Interceptions | | |
|---------------|-------|------|-----|----------|------|-----|---------------|------|-----|
| | No. | Yds. | Lg. | No. | Yds. | Lg. | No. | Yds. | Lg. |
| Rashad Fenton | 0 | 0 | 0 | 2 | 118 | 96 | 0 | 0 | 0 |
| Kevin Crosby | 0 | 0 | 0 | 2 | 6 | 6 | 0 | 0 | 0 |

Tigers Pound Out 624 Yards of Offense in 45-24 Win Over South Carolina

In one of the most unusual "road games" in school history, LSU racked up 624 yards of total offense and cruised to a 45-24 win over South Carolina in Tiger Stadium. The game was originally scheduled for Columbia, S.C., however devastating flooding in that area forced the game to be relocated to Tiger Stadium where it was considered South Carolina's home game. LSU's band played the South Carolina Alma Mater, USC's pre-game music and fight songs were pumped through the Tiger Stadium sound system and all ticket proceeds, minus expenses, were handed over to South Carolina. As for the game itself, LSU dominated from an offensive standpoint with 396 rushing yards and a season-best 228 passing yards. LSU spotted South Carolina a 3-0 lead on its opening possession of the game. However, the Tigers responded with a 4-yard **Darrel Williams** TD to take a 7-3 on their first possession and never trailed again. **Brandon Harris** connected with **Malachi Dupre** on a 10-yard TD pass to give the Tigers a 14-3 midway through the second quarter. That advantage was short-lived as South Carolina returned the ensuing kickoff 96 yards for a TD to pull with 14-10. A **Trent Domingue** field goal as time expired in the first half gave the Tigers a 17-10 advantage at halftime. Just like the week before, **Leonard Fournette** blew open a tight game with a long TD run to open the second half. Fournette scampered 87 yards on the second play of the second half to give the Tigers a 24-10 cushion. The lead swelled to 31-10 on a 62-yard TD pass from Harris to **Travin Dural**. The Gamecocks got to within 14 points twice during the second half at 31-17 and 38-24, but LSU's running game and ability to extend drives allowed the Tigers to melt away the clock in the fourth quarter. For the game, LSU had the ball for 39:53 compared to just 20:03 for the Gamecocks. LSU's defense limited South Carolina to 74 rushing yards and 283 total yards. Fournette had his streak of consecutive 200-yard games snapped at three as he sat out the entire fourth quarter. He still managed to rush for 158 yards and a TD on 20 carries. **Derrius Guice** led the Tigers with 161 rushing yards and a TD, while Harris connected on 18-of-28 passes for 228 yards and a pair of scores.

Scoring

| | 1 | 2 | 3 | 4 | F |
|----------------|---|----|----|---|------|
| South Carolina | 3 | 7 | 14 | 0 | - 24 |
| LSU | 7 | 10 | 21 | 7 | - 45 |

| | | | |
|-----|-------|----|--|
| SC | 11:02 | 1Q | Fry 21 yd FG |
| LSU | 5:15 | 1Q | Williams 4 yd run (Domingue Kick) |
| LSU | 7:41 | 2Q | Dupre 10 yd pass from Harris (Domingue Kick) |
| SC | 7:27 | 2Q | Fenton 96 yd kickoff return (Fry Kick) |
| LSU | 0:00 | 2Q | Domingue 29 yd FG |
| LSU | 14:01 | 3Q | Fournette 87 yd run (Domingue Kick) |
| LSU | 6:29 | 3Q | Dural 62 yd pass from Harris (Domingue Kick) |
| SC | 5:02 | 3Q | Adams 36 yd pass from Orth (Fry Kick) |
| LSU | 1:55 | 3Q | Williams 1 yd run (Domingue Kick) |
| SC | 0:39 | 3Q | Cooper 43 yd pass from Orth (Fry Kick) |
| LSU | 13:15 | 4Q | Guice 4 yd run (Domingue Kick) |

Team Stats

| | SC | LSU |
|-------------------------|-------|-------|
| FIRST DOWNS | 12 | 29 |
| RUSHING | 6 | 19 |
| PASSING | 6 | 9 |
| PENALTY | 0 | 1 |
| RUSHING ATTEMPTS | 20 | 54 |
| YARDS GAINED RUSHING | 82 | 417 |
| YARDS LOST RUSHING | 8 | 21 |
| NET YARDS RUSHING | 74 | 396 |
| NET YARDS PASSING | 209 | 228 |
| PASSES ATTEMPTED | 30 | 29 |
| PASSES COMPLETED | 15 | 18 |
| HAD INTERCEPTED | 1 | 0 |
| TOTAL OFFENSIVE PLAYS | 50 | 83 |
| TOTAL NET YARDS | 283 | 624 |
| AVERAGE GAIN PER PLAY | 5.7 | 7.5 |
| FUMBLES/LOST | 1/0 | 2/0 |
| PENALTIES/YARDS | 5/32 | 7/50 |
| INTERCEPTIONS/YARDS | 0/0 | 1/0 |
| PUNTS/YARDS | 3/133 | 3/115 |
| AVERAGE PER PUNT | 44.3 | 38.3 |
| PUNT RETURNS/YARDS | 0/0 | 1/-1 |
| KICKOFF RETURNS/YARDS | 4/124 | 2/41 |
| POSSESSION TIME | 20:07 | 39:53 |
| THIRD-DOWN CONVERSIONS | 5/12 | 9/15 |
| FOURTH-DOWN CONVERSIONS | 1/3 | 2/2 |
| SACKS BY | 1/12 | 1/6 |

Game 6

| | |
|------------|----|
| #8 Florida | 28 |
| #6 LSU | 35 |
| | F |

October 17, 2015
Tiger Stadium
Baton Rouge, La.
102,321

LSU

| RUSHING | Att. | Gain | Lost | Net | TD | Long |
|-------------------|------|------|------|-----|----|------|
| Leonard Fournette | 31 | 193 | 13 | 180 | 2 | 25 |
| Trent Domingue | 1 | 16 | 0 | 16 | 0 | 16 |
| Brandon Harris | 5 | 17 | 3 | 14 | 0 | 7 |
| Darrel Williams | 2 | 6 | 0 | 6 | 0 | 4 |
| Derrius Guice | 2 | 5 | 0 | 5 | 0 | 3 |

| PASSING | Att. | Comp | Int | Yds | TD | Long | Sacks |
|----------------|------|------|-----|-----|----|------|-------|
| Brandon Harris | 19 | 13 | 0 | 202 | 2 | 52 | 0 |

| RECEIVING | No. | Yds. | TD | Long |
|-------------------|-----|------|----|------|
| Travin Dural | 5 | 65 | 0 | 19 |
| Malachi Dupre | 4 | 115 | 2 | 52 |
| Leonard Fournette | 1 | 15 | 0 | 15 |
| Dillon Gordon | 1 | 8 | 0 | 8 |
| Darrel Williams | 1 | 4 | 0 | 4 |
| Colin Jeter | 1 | -5 | 0 | 0 |

| PUNTING | No. | Yds. | Avg. | Long | I20 |
|-------------|-----|------|------|------|-----|
| Jamie Keehn | 6 | 245 | 40.8 | 48 | 2 |

| FIELD GOALS | Att. | Made | Long | KICKS |
|-------------|------|------|------|-------|
| None | | | | |

| Punts | | | | Kickoffs | | | Interceptions | | |
|-------------------|------|-----|---|----------|------|-----|---------------|------|-----|
| No. | Yds. | Lg. | | No. | Yds. | Lg. | No. | Yds. | Lg. |
| Tre'Davious White | 2 | 2 | 7 | 0 | 0 | 0 | 0 | 0 | 0 |
| Derrius Guice | 0 | 0 | 0 | 1 | 32 | 32 | 0 | 0 | 0 |

Florida

| RUSHING | Att. | Gain | Lost | Net | TD | Long |
|-----------------|------|------|------|-----|----|------|
| Kelvin Taylor | 15 | 33 | 8 | 25 | 1 | 8 |
| Treon Harris | 13 | 55 | 35 | 20 | 0 | 17 |
| Jordan Scarlett | 1 | 11 | 0 | 11 | 0 | 11 |
| Brandon Powell | 2 | 0 | 1 | -1 | 0 | 0 |

| PASSING | Att. | Comp | Int. | Yds. | TD | Long | Sacks |
|--------------|------|------|------|------|----|------|-------|
| Treon Harris | 32 | 17 | 0 | 271 | 2 | 48 | 5 |

| RECEIVING | No. | Yds. | TD | Long |
|-------------------|-----|------|----|------|
| Jake McGee | 5 | 43 | 2 | 19 |
| Brandon Powell | 4 | 42 | 0 | 18 |
| Antonio Callway | 3 | 100 | 0 | 48 |
| Demarcus Robinson | 2 | 41 | 0 | 38 |
| Kelvin Taylor | 2 | 15 | 0 | 16 |
| DeAndre Golsby | 1 | 30 | 0 | 30 |

| PUNTING | No. | Yds. | Avg. | Long | I20 |
|-----------------|-----|------|------|------|-----|
| Johnny Townsend | 6 | 255 | 42.5 | 56 | 4 |

| FIELD GOALS | Att. | Made | Long | KICKS |
|-------------|------|------|------|-------|
| None | | | | |

| Punts | | | | Kickoffs | | | Interceptions | | |
|------------------|------|-----|----|----------|------|-----|---------------|------|-----|
| No. | Yds. | Lg. | | No. | Yds. | Lg. | No. | Yds. | Lg. |
| Antonio Callaway | 1 | 72 | 72 | 0 | 0 | 0 | 0 | 0 | 0 |
| Brandon Powell | 0 | 0 | 0 | 2 | 27 | 24 | 0 | 0 | 0 |
| Valdez Showers | 0 | 0 | 0 | 1 | 8 | 8 | 0 | 0 | 0 |

Fake Field Goal and Fournette Help LSU Past Florida, 35-28

A fake field goal that resulted in a touchdown early in the fourth quarter proved to be the difference as No. 5 LSU held off No. 8 Florida, 35-28, in Tiger Stadium. With the win, LSU improved to 6-0 overall and remained atop the SEC standings with a 4-0 league mark. With the game tied at 28-28 with 10:40 left in the contest and the Tigers facing a fourth-and-13 at the Florida 16-yard line, LSU lined up for what would have been a 33-yard field goal. However, holder **Brad Kragthorpe** threw a lateral to kicker **Trent Domingue**, who raced 16-untouched yards into the endzone for the go-ahead touchdown. That play, along with a stingy fourth-quarter LSU defense, was enough for the Tigers to beat a Top 10 team in Tiger Stadium for the eighth time under **Les Miles**. Florida took advantage of a special teams miscue to take a 7-0 lead in the first quarter when the Gators recovered a fumbled punt by **Tre'Davious White** at the LSU 13-yard line. The Gators scored four plays later to become the first team to score a TD on the Tigers in the first quarter this year. LSU exploded for 28 points in the second quarter as the passing of **Brandon Harris** and the running of **Leonard Fournette** sparked the Tiger offense. Fournette scored on a 2-yard run to tie the game at 7-7 at the 12:23 mark in the second quarter. After the LSU defense forced a 3-and-out for Florida, Harris directed the Tigers on a 9-play, 67-yard drive capped with a 9-yard TD pass to **Malachi Dupre** for a 14-7 LSU advantage. LSU scored on its next possession when a Harris-to-Dupre flea-flicker for 52 yards setup a 6-yard TD run for Fournette and a 21-7 Tiger lead. LSU led 28-14 at halftime when Harris connected with Dupre on a 50-yard TD pass. Florida scored on its opening possession of the second half to get to within 28-21, and then the Gators tied the game at 28-28 on a 72-yard punt return for a TD with 1:04 left in the third quarter. The scored remained that way until Domingue's fake field TD. Fournette led the Tigers with 180 yards and 2 TDs, while Harris completed 13-of-19 passes for 202 yards and a pair of scores. **Lewis Neal** led the Tigers on defense with 10 tackles, 3.5 tackles for loss and 3.0 sacks.

Scoring

| | 1 | 2 | 3 | 4 | F |
|---------|---|----|----|---|------|
| Florida | 7 | 7 | 14 | 0 | - 28 |
| LSU | 0 | 28 | 0 | 7 | - 35 |

| | | | |
|-----|-------|----|--|
| UF | 10:13 | 1Q | McGee 4 yd pass from Harris (Powell Kick) |
| LSU | 12:23 | 2Q | Fournette 2 yd run (Domingue Kick) |
| LSU | 5:00 | 2Q | Dupre 9 yd pass from Harris (Domingue Kick) |
| LSU | 2:24 | 2Q | Fournette 6 yd run (Domingue Kick) |
| UF | 1:34 | 2Q | McGee 19 yd pass from Harris (Hardin Kick) |
| LSU | 00:15 | 2Q | Dupre 50 yd pass from Harris (Domingue Kick) |
| UF | 8:01 | 3Q | Taylor 2 yd run (Hardin Kick) |
| UF | 1:04 | 3Q | Callaway 72 yd punt return (Hardin Kick) |
| LSU | 10:40 | 4Q | Domingue 16 yd run (Domingue Kick) |

Team Stats

| | UF | LSU |
|-------------------------|-------|-------|
| FIRST DOWNS | 15 | 18 |
| RUSHING | 5 | 10 |
| PASSING | 10 | 8 |
| PENALTY | 0 | 0 |
| RUSHING ATTEMPTS | 31 | 41 |
| YARDS GAINED RUSHING | 99 | 237 |
| YARDS LOST RUSHING | 44 | 16 |
| NET YARDS RUSHING | 55 | 221 |
| NET YARDS PASSING | 271 | 202 |
| PASSES ATTEMPTED | 32 | 19 |
| PASSES COMPLETED | 17 | 13 |
| HAD INTERCEPTED | 0 | 0 |
| TOTAL OFFENSIVE PLAYS | 63 | 60 |
| TOTAL NET YARDS | 326 | 423 |
| AVERAGE GAIN PER PLAY | 5.2 | 7.1 |
| FUMBLES/LOST | 1/0 | 3/1 |
| PENALTIES/YARDS | 6/45 | 3/20 |
| INTERCEPTIONS/YARDS | 0/0 | 0/0 |
| PUNTS/YARDS | 6/255 | 6/245 |
| AVERAGE PER PUNT | 42.5 | 40.8 |
| PUNT RETURNS/YARDS | 1/72 | 2/2 |
| KICKOFF RETURNS/YARDS | 3/35 | 1/32 |
| POSSESSION TIME | 29:43 | 30:17 |
| THIRD-DOWN CONVERSIONS | 6/16 | 7/14 |
| FOURTH-DOWN CONVERSIONS | 2/4 | 1/1 |
| SACKS BY | 0/0 | 5/35 |

2015 NUMERICAL ROSTER

| NO. | NAME | POS. | HT. | WT. | CL.-EXP. | HOMETOWN (HS/PREVIOUS SCHOOL) |
|-----|--------------------|------|------|-----|----------|---|
| 1 | Donte Jackson | DB | 5-11 | 167 | Fr.-HS | Metairie, La. (Riverdale HS) |
| 2 | Kevin Toliver II | CB | 6-2 | 196 | Fr.-HS | Jacksonville, Fla. (Trinity Christian HS) |
| 2 | Trey LaForge | QB | 6-3 | 194 | Fr.-HS | New Orleans, La. (Jesuit HS) |
| 3 | Tyron Johnson | WR | 6-1 | 189 | Fr.-HS | New Orleans, La. (Warren Easton HS) |
| 4 | Nick Brossette | RB | 6-0 | 218 | Fr.-HS | Baton Rouge, La. (University HS) |
| 5 | Derrius Guice | RB | 5-11 | 222 | Fr.-HS | Baton Rouge, La. (Catholic HS) |
| 6 | Brandon Harris | QB | 6-3 | 206 | So.-1L | Bossier City, La. (Parkway HS) |
| 7 | Leonard Fournette | RB | 6-1 | 230 | So.-1L | New Orleans, La. (St. Augustine HS) |
| 8 | Trey Quinn | WR | 6-0 | 197 | So.-1L | Lake Charles, La. (Barbe HS) |
| 9 | John Diarse | WR | 6-1 | 209 | So.-1L | Monroe, La. (Neville HS) |
| 10 | Anthony Jennings | QB | 6-2 | 216 | Jr.-2L | Marietta, Ga. (Marietta HS) |
| 11 | Lamar Louis | LB | 5-11 | 232 | Sr.-3L | Breaux Bridge, La. (Breaux Bridge HS) |
| 11 | Brandon Bergeron | QB | 6-2 | 200 | Jr.-SQ | Lafayette, La. (St. Thomas More HS/Highland CC) |
| 12 | Justin McMillan | QB | 6-2 | 193 | Fr.-HS | Cedar Hill, Texas (Cedar Hill HS) |
| 12 | Micah Dickens | CB | 5-9 | 186 | So.-SQ | Dry Prong, La. (Grant HS) |
| 13 | Dwayne Thomas | DB | 6-0 | 186 | Jr.-2L | New Orleans, La. (O.P. Walker HS) |
| 13 | Jake Clise | QB | 6-2 | 209 | So.-SQ | Baltimore, Md. (Loyola HS) |
| 14 | Trent Domingue | PK/P | 6-2 | 170 | Jr.-1L | Mandeville, La. (St. Paul's HS) |
| 14 | Caleb Lewis | QB | 6-4 | 211 | Fr.-HS | Lakeland, Fla. (Victory Christian Academy) |
| 14 | Lionel Williams | S | 6-0 | 201 | So.-SQ | Chesterfield, Va. (LC Byrd HS) |
| 15 | Malachi Dupre | WR | 6-3 | 190 | So.-1L | River Ridge, La. (John Curtis HS) |
| 16 | Brad Kragthorpe | QB | 6-0 | 202 | Sr.-1L | Tulsa, Okla. (Idaho State) |
| 17 | Xavier Lewis | CB | 6-0 | 193 | Fr.-HS | LaPlace, La. (East St. John HS) |
| 17 | Tiger Scheyd | QB | 6-0 | 179 | Fr.-RS | Miramar Beach, Fla. (Fort Walton Beach HS) |
| 18 | Tre'Davious White | CB | 5-11 | 191 | Jr.-2L | Shreveport, La. (Green Oaks HS) |
| 19 | Derrick Dillon | WR | 5-11 | 178 | Fr.-HS | Franklinton, La. (Pine HS) |
| 21 | Deven Hammond | DB | 5-9 | 181 | Fr.-HS | Port Allen, La. (Port Allen HS) |
| 22 | Ronnie Feist | LB | 6-1 | 234 | Jr.-2L | Edgard, La. (West St. John HS) |
| 22 | Miquel James | WR | 5-9 | 165 | So.-SQ | Kentwood, La. (Jewell Sumner HS) |
| 23 | Corey Thompson | S | 6-2 | 221 | Jr.-2L | Missouri City, Texas (Lawrence Elkins HS) |
| 24 | Ed Paris | CB | 6-1 | 210 | So.-1L | New Orleans, La. (Timberview (Texas) HS) |
| 25 | Reshaud Henry | RB | 5-8 | 191 | So.-SQ | Ponchatoula, La. (Ponchatoula HS) |
| 25 | T.J. Lemoine | DB | 5-10 | 180 | Fr.-HS | Monroe, La. (Neville HS) |
| 26 | John Battle | S | 6-1 | 194 | So.-SQ | Hallandale, Fla. (Hallandale HS) |
| 27 | Lanard Fournette | RB | 5-10 | 187 | Fr.-HS | New Orleans, La. (St. Augustine HS) |
| 27 | Brandon Surtain | DB | 5-8 | 181 | Jr.-SQ | Baton Rouge, La. (McKinley) |
| 28 | Jalen Mills | S | 6-0 | 196 | Sr.-3L | DeSoto, Texas (DeSoto HS) |
| 29 | Rickey Jefferson | S | 6-0 | 206 | Jr.-2L | St. Rose, La. (Destrehan HS) |
| 30 | Michael Ostrom | WR | 6-0 | 180 | Fr.-HS | Baton Rouge, La. (St. Michael HS) |
| 31 | Josh Growden | P | 6-2 | 197 | Fr.-HS | Sydney, Australia (Clare HS) |
| 31 | Bennett Schiro | FB | 5-11 | 214 | So.-SQ | New Orleans, La. (Jesuit HS) |
| 32 | Tony Upchurch | FB | 6-1 | 241 | Fr.-RS | Pearland, Texas (Glenda Dawson HS) |
| 32 | Leyton Lavigne | DB | 5-10 | 177 | Fr.-RS | Ponchatoula, La. (St. Paul's HS) |
| 33 | Jamal Adams | S | 6-1 | 211 | So.-1L | Lewisville, Texas (Hebron HS) |
| 33 | Trey Gallman | FB | 6-1 | 256 | Fr.-RS | Prairieville, La. (Dutchtown HS) |
| 34 | Darrel Williams | RB | 6-0 | 232 | So.-1L | Marrero, La. (John Ehret HS) |
| 35 | Devin Voorhies | LB | 6-1 | 216 | So.-1L | Woodville, Miss. (Wilkinson County HS) |
| 35 | Jack Gonsoulin | PK | 5-9 | 165 | Fr.-HS | Baton Rouge, La. (Catholic HS) |
| 36 | Cameron Gamble | PK | 5-10 | 197 | So.-1L | Flower Mound, Texas (Flower Mound HS) |
| 38 | Jamie Keehn | P | 6-5 | 231 | Sr.-3L | Queensland, Australia (Rockhampton Grammar) |
| 39 | Russell Gage | CB | 6-0 | 182 | So.-SQ | Baton Rouge, La. (Redemptorist HS) |
| 39 | Lenny Breda | WR | 5-9 | 181 | So.-SQ | Lake Charles, La. (St. Louis HS) |
| 40 | Duke Riley | LB | 6-0 | 227 | Jr.-2L | Buras, La. (John Curtis HS) |
| 41 | David Ducre | FB | 6-0 | 238 | Fr.-HS | Slidell, La. (Lakeshore HS) |
| 41 | Abraham Wallace | DB | 6-0 | 196 | Fr.-RS | Baton Rouge, La. (Dunham School) |
| 42 | Colby Delahoussaye | PK | 5-9 | 182 | Jr.-2L | New Iberia, La. (New Iberia HS) |
| 43 | Tommy LeBeau | S | 6-0 | 191 | Sr.-2L | Monroe, La. (Ouachita Christian HS) |
| 44 | John David Moore | FB | 6-4 | 235 | So.-1L | Ruston, La. (Ruston HS) |
| 45 | Deion Jones | LB | 6-1 | 227 | Sr.-3L | New Orleans, La. (Jesuit HS) |
| 45 | Josh Tharp | TE | 6-4 | 246 | So.-SQ | Erin, Tenn. (Houston County HS) |
| 46 | Tashawn Bower | DE | 6-5 | 240 | Jr.-2L | Somerville, N.J. (Immaculata HS) |
| 47 | Bry'Kiethon Mouton | FB | 6-1 | 255 | Fr.-HS | Lafayette, La. (Acadiana HS) |
| 48 | Donnie Alexander | LB | 6-1 | 215 | So.-1L | New Orleans, La. (Karr HS) |
| 48 | Ronnie Lamarque | FB | 6-1 | 223 | Fr.-HS | New Orleans, La. (Newman HS) |
| 49 | Arden Key | DE | 6-6 | 231 | Fr.-HS | Atlanta, Ga. (Hapeville Charter School) |

ALPHABETICAL ROSTER

| NO. | NAME | POS. |
|-----|---------------------|------|
| 58 | Jibrail Abdul-Aziz | OL |
| 33 | Jamal Adams | S |
| 48 | Donnie Alexander | LB |
| 74 | Vadal Alexander | OT |
| 59 | John Ballis | SNP |
| 26 | John Battle | S |
| 52 | Kendell Beckwith | LB |
| 11 | Brandon Bergeron | QB |
| 76 | Josh Boutte | OG |
| 46 | Tashawn Bower | DE |
| 39 | Lenny Breda | WR |
| 4 | Nick Brossette | RB |
| 70 | George Brown Jr. | OT |
| 78 | Garrett Brumfield | OG |
| 62 | Hunter Burns | LB |
| 82 | D.J. Chark | WR |
| 64 | William Clapp | C |
| 98 | Deondre Clark | DE |
| 13 | Jake Clise | QB |
| 55 | Roshon Cody | OL |
| 42 | Colby Delahoussaye | PK |
| 9 | John Diarse | WR |
| 12 | Micah Dickens | CB |
| 19 | Derrick Dillon | WR |
| 72 | Andy Dodd | C |
| 14 | Trent Domingue | PK/P |
| 67 | Jevonte Domond | OT |
| 41 | David Ducre | FB |
| 15 | Malachi Dupre | WR |
| 83 | Travin Dural | WR |
| 22 | Ronnie Feist | LB |
| 53 | Blake Ferguson | SNP |
| 86 | Jazz Ferguson | WR |
| 50 | Reid Ferguson | SNP |
| 27 | Lanard Fournette | RB |
| 7 | Leonard Fournette | RB |
| 39 | Russell Gage | CB |
| 33 | Trey Gallman | FB |
| 36 | Cameron Gamble | PK |
| 99 | Greg Gilmore | DT |
| 57 | Davon Godchaux | DT |
| 35 | Jack Gonsoulin | PK |
| 85 | Dillon Gordon | TE |
| 31 | Josh Growden | P |
| 5 | Derrius Guice | RB |
| 21 | Deven Hammond | DB |
| 59 | Jordan Harper | DE |
| 6 | Brandon Harris | QB |
| 65 | Jerald Hawkins | OT |
| 54 | Eman Haynes | DE |
| 25 | Reshaud Henry | RB |
| 97 | Frank Herron | DT |
| 1 | Donte Jackson | DB |
| 22 | Miquel James | WR |
| 29 | Rickey Jefferson | S |
| 10 | Anthony Jennings | QB |
| 81 | Colin Jeter | TE |
| 96 | Mickey Johnson | DT |
| 3 | Tyron Johnson | WR |
| 45 | Deion Jones | LB |
| 38 | Jamie Keehn | P |
| 49 | Arden Key | DE |
| 16 | Brad Kragthorpe | QB |
| 91 | Christian LaCouture | DT |
| 2 | Trey LaForge | QB |

2015 NUMERICAL ROSTER

| NO. | NAME | POS. | HT. | WT. | CL.-EXP. | HOMETOWN (HS/PREVIOUS SCHOOL) |
|-----|---------------------|------|------|-----|----------|--|
| 50 | Reid Ferguson | SNP | 6-2 | 244 | Sr.-3L | Buford, Ga. (Buford HS) |
| 50 | Christian Pittman | LB | 5-11 | 206 | Sr.-SQ | New Orleans, La. (Brother Martin HS) |
| 51 | Jonathan Rucker | LB | 6-0 | 236 | So.-SQ | Ponchatoula, La. (Ponchatoula HS) |
| 52 | Kendell Beckwith | LB | 6-2 | 252 | Jr.-2L | Clinton, La. (East Feliciana HS) |
| 53 | Blake Ferguson | SNP | 6-3 | 221 | Fr.-HS | Buford, Ga. (Buford HS) |
| 53 | Grant Leger | LB | 6-2 | 225 | Sr.-SQ | Metairie, La. (Jesuit HS) |
| 54 | Rory Luke | OL | 6-4 | 284 | Fr.-HS | New Orleans, La. (Brother Martin HS) |
| 54 | Eman Haynes | DE | 6-2 | 216 | Fr.-RS | Covington, La. (Northlake Christian) |
| 55 | Roshon Cody | OL | 5-10 | 249 | Fr.-RS | Baton Rouge, La. (Tara HS) |
| 57 | Davon Godchaux | DT | 6-4 | 293 | So.-1L | Plaquemine, La. (Plaquemine HS) |
| 57 | Cody Townsend | OL | 6-1 | 288 | Jr.-SQ | Marrero, La. (John Ehret HS) |
| 58 | Sione Teuhema | DE | 6-4 | 251 | So.-1L | Keller, Texas (Keller HS) |
| 58 | Jibrail Abdul-Aziz | OL | 6-1 | 281 | So.-HS | Baton Rouge, La. (Broadmoor HS) |
| 59 | John Ballis | SNP | 6-1 | 215 | Jr.-TR | Houston, Texas (Episcopal HS/Kentucky) |
| 59 | Jordan Harper | DE | 6-3 | 231 | Jr.-SQ | New Orleans, La. (Rummel HS) |
| 60 | Marcus Roberts | DL | 5-11 | 282 | Jr.-RS | Baton Rouge, La. (McKinley HS) |
| 62 | Hunter Burns | LB | 6-0 | 222 | So.-SQ | Wilmer, Ala. (Mary Montgomery HS) |
| 62 | Justin Mikush | OL | 6-4 | 348 | Fr.-RS | Tomball, Texas (Klein Oak HS) |
| 63 | K.J. Malone | OG | 6-4 | 298 | So.-1L | Ruston, La. (Cedar Creek HS) |
| 64 | William Clapp | C | 6-5 | 303 | Fr.-RS | New Orleans, La. (Brother Martin HS) |
| 65 | Jeral Hawkins | OT | 6-6 | 305 | Jr.-2L | Baldwin, La. (West St. Mary HS) |
| 66 | Toby Weathersby | OT | 6-5 | 292 | Fr.-HS | Houston, Texas (Westfield HS) |
| 67 | Jevonte Domond | OT | 6-5 | 298 | Jr.-SQ | Glendale, Ariz. (Maricopa HS/Glendale CC) |
| 68 | Chidi Okeke | OL | 6-6 | 311 | Fr.-HS | Anambra, Nigeria (Faith Baptist Christian (Ga.)) |
| 69 | Turner Simmers | OL | 6-4 | 274 | Fr.-RS | Prairieville, La. (St. Amant HS) |
| 70 | George Brown Jr. | OT | 6-7 | 283 | Fr.-HS | Cincinnati, Ohio (Winton Woods HS) |
| 72 | Andy Dodd | C | 6-4 | 319 | So.-1L | Lindale, Ga. (Pepperell HS) |
| 73 | Adrian Magee | OG | 6-4 | 324 | Fr.-HS | Franklinton, La. (Franklinton HS) |
| 74 | Vadal Alexander | OT | 6-6 | 329 | Sr.-3L | Buford, Ga. (Buford HS) |
| 75 | Maea Teuhema | OG | 6-5 | 327 | Fr.-HS | Keller, Texas (Keller HS) |
| 76 | Josh Boutte | OG | 6-5 | 342 | Jr.-1L | New Iberia, La. (Westgate HS) |
| 77 | Ethan Pocic | C/OG | 6-7 | 309 | Jr.-2L | Lemont, Ill. (Lemont Township HS) |
| 78 | Garrett Brumfield | OG | 6-3 | 294 | Fr.-RS | Baton Rouge, La. (University HS) |
| 81 | Colin Jeter | TE | 6-7 | 244 | Jr.-1L | Longview, Texas (Longview HS/Kilgore College) |
| 82 | D.J. Chark | WR | 6-3 | 186 | So.-SQ | Alexandria, La. (Alexandria Senior HS) |
| 83 | Travin Dural | WR | 6-2 | 203 | Jr.-2L | Breaux Bridge, La. (Breaux Bridge HS) |
| 84 | Foster Moreau | TE | 6-5 | 261 | Fr.-HS | New Orleans, La. (Jesuit HS) |
| 85 | Dillon Gordon | TE | 6-5 | 308 | Sr.-3L | Edgard, La. (John Curtis HS) |
| 86 | Jazz Ferguson | WR | 6-5 | 215 | Fr.-HS | St. Francisville, La. (West Feliciana HS) |
| 87 | Kevin Spears | WR | 6-2 | 207 | So.-SQ | New Orleans, La. (Holy Cross HS) |
| 88 | Jacory Washington | TE | 6-6 | 228 | Fr.-RS | Westlake, La. (Westlake HS) |
| 89 | DeSean Smith | TE | 6-5 | 243 | Jr.-2L | Lake Charles, La. (Barbe HS) |
| 90 | Rob Snyder | TE | 5-11 | 211 | Sr.-RS | Cleveland, Ohio (Shaker Heights HS) |
| 91 | Christian LaCouture | DT | 6-5 | 307 | Jr.-2L | Lincoln, Neb. (Lincoln Southwest HS) |
| 92 | Lewis Neal | DE | 6-2 | 264 | Jr.-2L | Wilson, N.C. (James B. Hunt HS) |
| 93 | M.J. Patterson | DE | 6-3 | 223 | So.-SQ | Winnfield, La. (Winnfield HS) |
| 94 | Isaiah Washington | DE | 6-4 | 241 | Fr.-HS | New Orleans, La. (Karr HS) |
| 95 | Quentin Thomas | DT | 6-4 | 313 | Sr.-2L | Breaux Bridge, La. (Breaux Bridge HS) |
| 96 | Mickey Johnson | DT | 6-1 | 329 | Sr.-SQ | Covington, La. (St. Paul's HS) |
| 97 | Frank Herron | DT | 6-4 | 289 | So.-SQ | Memphis, Tenn. (Memphis Central HS) |
| 98 | Deondre Clark | DE | 6-4 | 253 | So.-1L | Oklahoma City, Okla. (Douglass HS) |
| 99 | Greg Gilmore | DT | 6-4 | 313 | So.-SQ | Hope Mills, N.C. (South View HS) |

COACHING STAFF

| NAME | POSITION | YEAR AT LSU |
|---------------------|---------------------------------|-------------|
| Les Miles | Head Coach | 11th |
| Cam Cameron | Offensive Coordinator/QBs | 3rd |
| Kevin Steele | Defensive Coordinator | 1st |
| Corey Raymond | Defensive Backs | 4th |
| Steve Enslinger | Tight Ends | 6th |
| Ed Orgeron | Defensive Line | 1st |
| Tony Ball | Wide Receivers | 1st |
| Jeff Grimes | Offensive Line | 2nd |
| Bradley Dale Peveto | Special Teams | 6th |
| Frank Wilson | Running Backs/Recruiting Coord. | 6th |

PRONUNCIATION GUIDE

| NO. | NAME | PRONUNCIATION |
|-----|--------------------|---------------------|
| 74 | Vadal Alexander | vuh-Dall |
| 4 | Nick Brossette | bro-Sett |
| 76 | Josh Boutte | Boo-tay |
| 46 | Tashawn Bower | tuh-Shawn |
| 42 | Colby Delahoussaye | Dell-uh-hoo-see |
| 9 | John Diarse | Dee-arse |
| 21 | Trent Domingue | Doe-mang |
| 41 | David Ducre | Doo-cree |
| 15 | Malachi Dupre | Mal-uh-kye Doo-pree |
| 83 | Travin Dural | Tray-vin |
| 27 | Lanard Fournette | luh-Nard |
| 22 | Ronnie Feist | Feast |

ALPHABETICAL ROSTER

| NO. | NAME | POS. |
|-----|--------------------|------|
| 48 | Ronnie Lamarque | FB |
| 32 | Leyton Lavigne | DB |
| 43 | Tommy LeBeau | S |
| 53 | Grant Leger | LB |
| 25 | T.J. Lemoine | DB |
| 14 | Caleb Lewis | QB |
| 17 | Xavier Lewis | CB |
| 11 | Lamar Louis | LB |
| 54 | Rory Luke | OL |
| 73 | Adrian Magee | OG |
| 63 | K.J. Malone | OG |
| 12 | Justin McMillan | QB |
| 62 | Justin Mikush | OL |
| 28 | Jalen Mills | S |
| 44 | John David Moore | FB |
| 84 | Foster Moreau | TE |
| 47 | Bry'Kiethon Mouton | FB |
| 92 | Lewis Neal | DE |
| 68 | Chidi Okeke | OL |
| 30 | Michael Ostrom | WR |
| 24 | Ed Paris | CB |
| 93 | M.J. Patterson | DE |
| 50 | Christian Pittman | LB |
| 77 | Ethan Pocic | OG/C |
| 8 | Trey Quinn | WR |
| 40 | Duke Riley | LB |
| 60 | Marcus Roberts | DL |
| 51 | Jonathan Rucker | LB |
| 17 | Tiger Scheyd | QB |
| 31 | Bennett Schiro | FB |
| 69 | Turner Simmers | OL |
| 89 | DeSean Smith | TE |
| 90 | Rob Snyder | TE |
| 87 | Kevin Spears | WR |
| 27 | Brandon Surtain | DB |
| 75 | Maea Teuhema | OG |
| 58 | Sione Teuhema | DE |
| 45 | Josh Sharp | TE |
| 13 | Dwayne Thomas | DB |
| 95 | Quentin Thomas | DT |
| 23 | Corey Thompson | S |
| 2 | Kevin Toliver II | CB |
| 57 | Cody Townsend | OL |
| 32 | Tony Upchurch | FB |
| 35 | Devin Voorhies | LB |
| 41 | Abraham Wallace | DB |
| 94 | Isaiah Washington | DE |
| 88 | Jacory Washington | TE |
| 66 | Toby Weathersby | OT |
| 18 | Tre'Davious White | CB |
| 34 | Darrel Williams | RB |
| 14 | Lionel Williams | S |

| | | |
|----------------|---------------------|------------------------|
| 57 | Davon Godchaux | duh-Von God-chaw |
| 5 | Derrius Guice | Gice (like Dice) |
| 97 | Frank Herron | Hair-un |
| 91 | Christian LaCouture | Lock-uh-chur |
| 11 | Lamar Louis | Lewis |
| 84 | Foster Moreau | More-oh |
| 47 | Bry'Kiethon Mouton | Bry-keeth-un Moo-tawn |
| 77 | Ethan Pocic | Poe-sick |
| 75 | Maea Teuhema | My-uh Tuh-hoo-muh |
| 58 | Sione Teuhema | See-oh-nee Tuh-hoo-muh |
| 35 | Devin Voorhies | Vor-eeze |
| 18 | Tre'Davious White | truh-Day-vee-us |
| Coaches | | |
| | Ed Orgeron | Or-zhure-ahn |
| | Bradley Dale Peveto | Pea-vuh-toe |