

#LSU

@LSUfootball  
@LSUCoachMiles  
/LSUfootball  
@LSUfootball

# LSU

## 2015 FOOTBALL



NATIONAL CHAMPIONS

1958 • 2003 • 2007

SEC CHAMPIONS

1935 • 1936 • 1958 • 1961 • 1970  
1986 • 1988 • 2001 • 2003 • 2007 • 2011

GAME

4

### Eastern Michigan

October 3, 2015  
6 p.m. CT • ESPN  
Baton Rouge, La.  
Tiger Stadium (102,321)

#### 2015 SCHEDULES

##### #9/8 LSU (3-0, 2-0 SEC)

DATE	LSU RANK	OPPONENT	TV	RESULT/TIME
<b>SEPTEMBER (3-0)</b>				
5	#14/13	McNeese State	SECN-Alt	No contest
12	#14/15	at #25 Mississippi State *	ESPN	W, 21-19
19	#13/14	#18/15 Auburn *	CBS	W, 45-21
26	#8/9	at Syracuse	ESPN	W, 34-24

##### OCTOBER (0-0)

3	#9/8	Eastern Michigan	ESPNU	6 p.m. CT
10		at South Carolina *	ESPN	11 a.m. CT
17		Florida *	TBA	TBA
24		Western Kentucky	TBA	TBA

##### NOVEMBER

7		at Alabama *	TBA	TBA
14		Arkansas *	TBA	TBA
21		at Ole Miss *	TBA	TBA
28		Texas A&M *	TBA	TBA

##### DECEMBER

5		SEC Championship Game	CBS	3 p.m. Atlanta, Ga.
---	--	-----------------------	-----	------------------------

##### #NR Eastern Michigan (1-3, 0-1 MAC)

DATE	OPPONENT	TV	RESULT/TIME
<b>SEPTEMBER (1-3)</b>			
5	Old Dominion	ESPN3	L, 38-34
12	at Wyoming	Root	W, 48-29
19	Ball State *	ESPN3	L, 28-17
26	Army West Point	ESPN3	L, 58-36
<b>OCTOBER (0-0)</b>			
3	at #9/8 LSU	ESPNU	6 p.m. CT
10	Akron *	TBA	2 p.m. CT
17	at Toledo *	TBA	TBA
24	at Northern Illinois *	TBA	2:30 p.m. CT
29	Western Michigan *	CBSSN	6:30 p.m. CT

##### NOVEMBER

7	at Miami (OH) *	TBA	TBA
14	Massachusetts *	TBA	TBA
27	at Central Michigan *	CBSSN	TBA

#### ON THE AIR



##### LSU Sports Radio Network

Jim Hawthorne, play-by-play  
Doug Moreau, analyst  
Gordy Rush, sideline



##### ESPN

Allen Bestwick, play-by-play  
Dan Hawkins, analyst



##### SEC Network (Replay)

Oct. 4 at 11 p.m. CT  
Oct. 6 at 11 a.m. CT

#### BREAKDOWN

##### LSU

**Record** 3-0, 2-0 SEC  
**Ranking** 9 AP / 8 Amway Coaches  
**Last Game** Sept. 26 at Syracuse  
Won, 34-24  
**Head Coach** Les Miles  
**Career Record** 134-50/15th year  
**LSU Record** 106-29/11th year  
**Miles vs. EMU** first meeting  
**vs. Creighton** first meeting  
**LSU vs. EMU** first meeting



##### Eastern Michigan

**Record** 1-4, 0-1 MAC  
**Ranking** NR AP / NR Amway Coaches  
**Last Game** Sept. 26 vs. Army West Point  
Lost, 58-36  
**Head Coach** Chris Creighton  
**Career Record** 142-59/19th year  
**EMU Record** 3-13/2nd year  
**vs. LSU** first meeting  
**vs. Miles** first meeting



#### NEXT UP

##### LSU Welcomes Eastern Michigan for Saturday Night Tilt in Tiger Stadium

LSU will play its first night home game of the season on Saturday when the Tigers host Eastern Michigan of the Mid-American Conference at 6 p.m. in Tiger Stadium. The game will be televised on ESPNU. LSU is ranked No. 8 in Amway Coaches Poll this week and No. 9 in the AP Poll following last week's 34-24 win over Syracuse in the Carrier Dome. LSU is 3-0 overall and remains atop the SEC Western Division standings with a 2-0 league record. Eastern Michigan is coming off a 58-36 loss to Army and stands at 1-3 overall. Saturday's game will be the first meeting between LSU and Eastern Michigan. LSU goes into the EMU game holding the nation's longest non-conference regular season winning streak in FBS history at 50 straight. LSU hasn't lost a non-conference regular season game since a 26-8 defeat at Virginia Tech to open the 2002 season. LSU also hasn't lost a non-conference regular season home game since 2000 when UAB beat the Tigers, 13-10. LSU has won 43 consecutive non-conference home games dating back to 2000. LSU coach **Les Miles** is 31-0 in non-conference games in Tiger Stadium. Miles brings a 106-29 mark with the Tigers into the game, making him the second-winningest coach in school history. Overall, Miles is 134-50 in his 15 seasons as a head coach (11 at LSU, 4 at Oklahoma State). LSU goes into the Eastern Michigan game leading the SEC in rushing offense with an average of 315.0 yards per game, which ranks No. 7 nationally. LSU is the only team in the nation without a turnover thus far. Defensively, the Tigers are allowing just 306.3 yards per game (110.0 rushing, 196.3 passing). RB **Leonard Fournette** continued his torrid start last week with 244 rushing yards and 2 TDs in the win over Syracuse. Fournette leads the nation with 210.3 rushing yards per game. He's also first in the SEC and No. 2 in the nation with 16 points per game. QB **Brandon Harris** has connected on 29-of-47 passes for 302 yards and a pair of TDs and he's second on the team in rushing with 117 yards and 2 scores. WR **Travin Dural** (9 rec., 93 yards) and WR **Malachi Dupre** (7 rec., 103 yards, 1 TD) lead the Tigers in receptions. LB **Deion Jones** (25 tackles, 1 Int.), LB **Kendell Beckwith** (20 tackles), CB **Tre'Davious White** (16 tackles, 2 PBUs) and DT **Davon Godchaux** (12 tackles, 4.0 TFL, 3.0 sacks) are the defensive leaders for LSU.

#### TALKING POINTS

- LSU RB **Leonard Fournette** has more rushing yards (631) and rushing TDs (8) thru the first 3 games of a season than any player in school history.
- **Leonard Fournette** is the only player in LSU history to rush for 200+ yards in consecutive games.
- For just the third time since 1959, LSU has gone without a turnover during the first two games of the year. Dating back to last year, LSU has gone 203 offensive plays without a turnover.
- In 12 quarters of football this year, LSU has yet to trail in a contest. LSU has outscored its first 3 opponents 35-0 in the first quarter and 45-6 in the first half.
- LSU brings a 50-game winning streak in non-conference regular season games into the Eastern Michigan game. LSU is 40-0 under **Les Miles** in non-conference regular season games.
- LSU is 3-0 for the 9th time in 11 years under **Miles**. Of those nine 3-0 starts under Miles, LSU improved to 4-0 every time except in 2014 when Mississippi State beat the Tigers, 34-29, in week 4.
- LSU RB **Leonard Fournette** had the 8th 100-yard rushing game of his career last week vs. Syracuse. LSU is 7-1 when Fournette reaches 100 rushing yards.
- LSU had its 30th 200-plus yard rushing game under **Les Miles** against Syracuse. LSU has won 20 straight games when rushing for 200 or more yards as a team and the Tigers are 27-3 under Miles when reaching the mark. LSU's last loss when rushing for 200 or more yards came against No. 1 Alabama in 2008 (L, 27-21 OT).
- LSU has never shied away from playing true freshmen. Under **Miles**, 111 true freshmen have seen the field for the Tigers, including 11 already this year. LSU played 17 true freshmen in 2014 and 14 in 2013.
- LSU has played 130 of its 135 games under **Les Miles** ranked in the Top 25 and the Tigers are 102-28 in those games.
- LSU offensive linemen **Vadal Alexander**, **Jerald Hawkins** and **Ethan Pocic** have been in the same starting lineup 15 times in their career and LSU has had a 100-yard rusher in 11 of those games. LSU is 11-4 with the trio in the same lineup.

# South Carolina Week

5

## MONDAY

### Miles Press Luncheon

11:30 a.m. - Athletic Building, 5th Floor

2 p.m. - Player Interviews (Indoor Facility)

### Practice

4 p.m. - McClendon Practice Facility (Closed)

6:45 p.m. - Player Interviews (Indoor Facility)

6

## TUESDAY

### Practice

4 p.m. - McClendon Practice Facility (Closed)

6:30 p.m. - Player Interviews (Indoor Facility)

7

## WEDNESDAY

### SEC Teleconference

10 a.m. Miles on call

### Practice

4 p.m. - McClendon Practice Facility (Closed)

6 p.m. - Miles post practice interview (Team Room)

### Miles Radio Show

7 p.m. - TJ Ribs (Acadian)

8

## THURSDAY

### Practice

4 p.m. - McClendon Practice Facility (Closed)

9

## FRIDAY

### Walk Through

TBA (Closed)

### Depart for South Carolina

TBA

### Road Headquarters

Holiday Inn  
8105 Two Notch Road  
Columbia, SC 29223

10

## SATURDAY

### GameDay

LSU at South Carolina  
Columbia, S.C.  
11 a.m. CT • ESPN

### Post Game

Coach Miles is available following the game in the press conference room.

Players will immediately follow in press conf. room

11

## SUNDAY

### Off Day

No media availability

## LSU Media Services

### Les Miles Interviews

#### Monday Press Luncheon: "Lunch with Les"

LSU coach Miles meets with the media each Monday of game week in the press conference room, which is located on the fifth floor of the LSU Athletic Administration Building. Lunch is served at 11:30 a.m. (CT) followed by comments from the Coach Miles at 12:30 p.m. (CT). Media members can park in Lot 104 (formerly Lot F) on campus, which is located off Nicholson Drive in front of the track stadium. A transcript of coach Miles' opening statement as well as the question and answer session can be found on the Internet at [www.LSUsports.net](http://www.LSUsports.net).

#### Listen To Les Miles' Weekly Press Conference

Members of the media can access the audio portion of Coach Miles' Weekly Press Luncheon each Monday starting at 12:10 p.m. CT at [www.LSUsports.net/live](http://www.LSUsports.net/live) or over the radio in the Baton Rouge area on 104.5 FM.

#### SEC Teleconference

The 14 SEC coaches are featured on a weekly teleconference each Wednesday at 10 a.m. (CT) during the regular season. Coach Miles speaks for 10 minutes starting at 10 a.m. Contact the LSU Sports Information Department to obtain the phone number to access the call.

#### Wednesday Post Practice

Coach Miles meets with the media immediately after practice on Wednesday's during the regular season in the Team Room of the LSU Operations Center. This interview takes place at approximately 6 p.m. each week.

### LSU Player Interviews

LSU players are available to the media on three days during a typical game week - Mondays, Tuesdays and following the game on Saturday. Interview requests for the Monday and Tuesday media opportunities should be made at least 24 hours in advance and emailed to Michael Bonnette ([mbonnet@lsu.edu](mailto:mbonnet@lsu.edu)) and Jake Terry ([jterry9@lsu.edu](mailto:jterry9@lsu.edu)). Members of the media are not permitted to contact players on their cell phones under any circumstance.

#### Following the Press Luncheon

LSU players will be made available at either 1:15 p.m. or 2 p.m. (CT) following head coach Les Miles' Press Luncheon each Monday afternoon at the Indoor Football Facility. Requests must be made on (or prior to) the Sunday following the game. Interview start times vary based on weekly schedule.

#### Post Practice

LSU players are available after practice on Monday and Tuesday by appointment at the Indoor Football Facility. These interviews are held at approximately 6:30 p.m. on Monday and 6 p.m. on Tuesday.

#### LSU Video Newsfeed

LSU will be distributing video interviews and other highlights via FTP during the 2015 season. A link to download the newsfeed will be emailed to members of the media each Monday afternoon during the season. Email Michael Bonnette at [mbonnet@lsu.edu](mailto:mbonnet@lsu.edu) to be placed on the distribution list.

## WHO TO CONTACT

**Communications Office** • (225) 578-8226

**Michael Bonnette** • Sr. Assoc. AD/Communications Director

E-mail: [mbonnet@lsu.edu](mailto:mbonnet@lsu.edu) • Twitter: @LSUBonnette

**Jake Terry** • Associate Communications Director

E-mail: [jterry9@lsu.edu](mailto:jterry9@lsu.edu) • Twitter: @LSUjake

#### LSU Director of Digital Media

Todd Politz - [tpolitz@lsu.edu](mailto:tpolitz@lsu.edu)

#### Network Operations/SEC Network

Kevin Wagner - [jwagne2@lsu.edu](mailto:jwagne2@lsu.edu)

John Schiebe - [jschieb@lsu.edu](mailto:jschieb@lsu.edu)

#### LSU Sports Productions

David Landry - [landryd@lsu.edu](mailto:landryd@lsu.edu)

Lee Scioneaux - [scioneaux@lsu.edu](mailto:scioneaux@lsu.edu)

Andrew Franzella - [afranz2@lsu.edu](mailto:afranz2@lsu.edu)

#### LSU Radio

Jim Hawthorne - [lsuradio@lsu.edu](mailto:lsuradio@lsu.edu)

#### LSU Sports Information Mailing Address

LSU Box 25095

Baton Rouge, LA 70803

## ON THE INTERNET

#### [www.LSUsports.net/media](http://www.LSUsports.net/media)

The Official Website of LSU Athletics is home to all the football information you need. Schedules, results, rosters, bios, statistics and game notes can be found and are always up to date. The GAMEDAY section, updated daily, has all relevant info for the upcoming game.

#### CollegePressBox.com

Collegepressbox.com is the official media website for SEC Football. Access and download weekly game notes, quotes, statistics, media guides, headshots, logos, flip cards and more for the conference and each of its member schools. Login information will be distributed to accredited media or you can apply for a password by sending an e-mail to [password@collegepressbox.com](mailto:password@collegepressbox.com).



### LSU Football on Twitter & Facebook

[facebook.com/LSUfootball](https://www.facebook.com/LSUfootball)

[twitter.com/LSUfootball](https://twitter.com/LSUfootball)

[twitter.com/LSUCoachMiles](https://twitter.com/LSUCoachMiles)

[twitter.com/LSUMediaAlerts](https://twitter.com/LSUMediaAlerts)

[instagram.com/LSUfootball](https://www.instagram.com/LSUfootball)

[LSUsports.net/fancage](http://LSUsports.net/fancage)



## THE LES MILES FILE

**Born:** Nov. 10, 1953

**Hometown:** Elyria, Ohio

**Wife:** Kathy

**Children:** Kathryn "Smacker", Leslie Matthew "Manny", Benjamin, and Macy Grace

**College:** Michigan, '76

### Coaching Experience

1980-81	Assistant Coach	Michigan
1982-86	Assistant Coach	Colorado
1987-94	Assistant Coach	Michigan
1995-97	Assistant Coach	Oklahoma State
1998-00	Assistant Coach	Dallas Cowboys
2001-04	Head Coach	Oklahoma State
2005-pres.	Head Coach	LSU

## LES MILES NOTABLES

<b>106-29</b>	Overall Record at LSU
<b>65-8</b>	Record vs. Unranked Teams
<b>63-9</b>	Record in Tiger Stadium
<b>58-24</b>	Record in SEC Regular Season Games
<b>41-21</b>	Record vs. Top 25 Teams
<b>39-16</b>	Record vs. SEC Western Division (Reg. S)
<b>32-9</b>	Record in SEC Home Games
<b>26-15</b>	Record in SEC Road Games
<b>24</b>	Fourth Quarter/Overtime Comeback Wins For LSU Since 2005
<b>15-16</b>	Record vs. Top 10 Teams
<b>15</b>	Number of wins over coaches who have won a national title *
<b>6-4</b>	Record in Bowl Games
<b>2-1</b>	Record in BCS Bowl Games
<b>1</b>	BCS National Championship
<b>2</b>	SEC Championships

\* - Came against Philip Fulmer (twice), Urban Meyer (three times), Larry Coker, Steve Spurrier (three times), Nick Saban (three times), Gene Chizik (twice) and Jim Tressel.

# Les Miles

## 2011 NATIONAL COACH OF THE YEAR • 11TH SEASON

The dynasty that Les Miles has built at LSU reached another milestone in 2014 as the 11th year head coach guided the Tigers to a school-record 15th consecutive bowl game while becoming just the second coach in school history to win 100 games. It took Miles only 126 games to reach 100 wins at LSU making him the third-fastest coach to reach the mark in the history of the SEC, trailing only Steve Spurrier (120) and Robert Neyland (121).

Miles is in his 11th season with the Tigers in 2015 and his first decade at the school has seen the Tigers win more games, play in more major bowl games, and finish more seasons ranked in the Top 20 than any other 10-year period in the history of the program.

Miles has built a solid foundation for the LSU program based on principles laid out in the "Miles Method", a mission that calls for LSU to run the finest football program in the country in every phase that comes in contact with a player. It's the goal of the program for players to have a college experience that is second to none and one that gives them every opportunity to compete for championships on the field, earn a degree, and to grow personally by giving back to the community. Miles holds his players accountable and to a standard of excellence, both on and off the field.

The "Miles Method" has proved to be a winning formula as the Tigers have won more games than any program in the SEC since 2005 (106), while capturing a pair of SEC titles (2007, 2011), played in 10 bowl games, including the BCS National Championship Game twice. LSU won the BCS title in 2007, a year after beating Notre Dame in the Sugar Bowl. Miles directed LSU to the school's only 13-0 regular season in 2011 as the Tigers spent 11 consecutive weeks ranked No. 1 in the nation.

## BY THE NUMBERS: LES MILES AT LSU

	2005	2006	2007	2008	2009	2010	2011	2012	2013	2014	2015	TOTALS
vs. Unranked teams	6-0	8-0	5-1	6-2	8-1	6-0	5-0	7-0	6-1	6-3	1-0	65-8
vs. Top 25 teams	5-2	3-2	7-1	2-3	1-3	5-2	8-1	3-3	3-2	2-2	2-0	41-21
vs. Top 10 teams	2-1	2-2	3-0	1-2	0-3	1-1	3-1	1-2	1-2	1-2	0-0	15-16
SEC Regular Season	7-1	6-2	6-2	3-5	5-3	6-2	8-0	6-2	5-3	4-4	2-0	58-24
vs. SEC Western Division	5-0	4-1	4-1	2-3	3-2	3-2	5-0	5-1	4-2	2-4	2-0	39-16
vs. SEC Eastern Division	2-1	2-1	2-1	1-2	2-1	3-0	3-0	1-1	1-1	2-0	0-0	19-8
SEC home games	3-1	4-0	3-1	1-3	3-1	4-0	4-0	3-1	4-0	2-2	1-0	32-9
SEC road games	4-0	2-2	3-1	2-2	2-2	2-2	4-0	3-1	1-3	2-2	1-0	26-15
All home games	5-1	8-0	6-1	5-3	6-1	7-0	6-0	7-1	7-0	5-2	1-0	63-9
All road games	5-0	2-2	4-1	2-2	3-2	2-2	5-0	3-1	1-3	2-2	2-0	31-15
Neutral Site games	1-1	1-0	2-0	1-0	0-1	2-0	2-1	0-1	2-0	1-1	0-0	12-5
Bowl games	1-0	1-0	1-0	1-0	0-1	1-0	0-1	0-1	1-0	0-1	0-0	6-4

## THE LES MILES RECORD

YEAR	SCHOOL	OVERALL RECORD	CONF. RECORD	NOTES
2001	Oklahoma State	4-7	2-6	
2002	Oklahoma State	8-5	5-3	Houston Bowl Champions
2003	Oklahoma State	9-4	5-3	
2004	Oklahoma State	7-5	4-4	
2005	LSU	11-2	7-1	No. 5, SEC West Champions
2006	LSU	11-2	6-2	No. 3, Sugar Bowl Champions
2007	LSU *	12-2	6-2	National Champions, SEC Champs
2008	LSU	8-5	3-5	Chick-fil-A Bowl Champions
2009	LSU	9-4	5-3	No. 17, Capital One Bowl
2010	LSU	11-2	6-2	No. 8, Cotton Bowl Champions
2011	LSU	13-1	8-0	No. 2, SEC Champions, BCS
2012	LSU	10-3	6-2	No. 12, Top 10 entire regular season
2013	LSU	10-3	5-3	No. 14, Outback Bowl Champions
2014	LSU	8-5	4-4	Music City Bowl
2015	LSU	3-0	2-0	

**TOTALS (15th year)**

**LSU Record (11th year)**

Oklahoma State Record (four years)

\* - SEC and National Champions

Since Miles took over in 2005, LSU has registered five top 10 finishes with three coming in the top five, won double-figure games seven times, produced 20 first-team All-Americans and had players win 11 national awards. LSU also leads the SEC with 64 NFL Draft picks during that span, which includes 13 first round selections. LSU led the nation with nine NFL Draft picks in 2014, which tied the school record set in 2013.

Miles' 106 wins at LSU ranks him behind only Charles McClendon, who won 137 games in 18 years with the Tigers. Miles is also the only coach in LSU history to beat Auburn, Florida and Alabama in same season - and he's done it now three times - and in 2005, he became the only first-year coach in SEC history to lead a team to the league's title game.

In the classroom, 215 football players have earned their degree since Miles took over, and two out of the last three years LSU has ranked No. 2 in the SEC in graduation rates, trailing only Vanderbilt. Under Miles, LSU has produced over 150 players who have earned SEC Academic Honor Roll status.

As Miles heads into his 11th season with the Tigers and coming off a recruiting class that was ranked among the Top 10 in the nation, the foundation for LSU football is stronger than ever. With wins coming at a record-setting pace, graduation rates among the best for any public university in the SEC, and with eight-straight recruiting classes rated among the top 10 in the nation, including the nation's No. 1 group in 2009, Miles and the Tigers continue to solidify their standing as one of the premier programs in college football, setting a standard that has the rest of the nation chasing.

## TRACKING THE TIGERS

WEEK	AP	COACHES	CFP
Preseason	14	13	--
Week 2 (9/8)	14	15	--
Week 3 (9/13)	13	14	--
Week 4 (9/20)	8	9	--
Week 5 (9/27)	9	8	--

## ASSOCIATED PRESS POLL

RK.	TEAM	REC.	POINTS
1.	Ohio State (45)	4-0	1482
2.	Michigan State (5)	4-0	1397
3.	Ole Miss (10)	4-0	1349
4.	TCU	4-0	1254
5.	Baylor	3-0	1196
6.	Notre Dame	4-0	1163
7.	UCLA	4-0	1156
8.	Georgia	4-0	1147
9.	<b>LSU</b>	<b>3-0</b>	<b>1075</b>
10.	Utah (1)	4-0	1034
11.	Florida State	3-0	888
12.	Clemson	3-0	853
13.	Alabama	3-1	850
14.	Texas A&M	4-0	776
15.	Oklahoma	3-0	747
16.	Northwestern	4-0	566
17.	USC	3-1	509
18.	Stanford	3-1	486
19.	Wisconsin	3-1	309
20.	Oklahoma State	4-0	281
21.	Mississippi State	3-1	211
22.	Michigan	3-1	209
23.	West Virginia	3-0	179
24.	Cal	4-0	149
25.	Florida	4-0	140

## AMWAY COACHES POLL

RK.	TEAM	REC.	POINTS
1.	Ohio State (61)	4-0	1593
2.	Michigan State (2)	4-0	1493
3.	TCU	4-0	1401
4.	Baylor	3-0	1394
5.	Ole Miss (1)	4-0	1348
6.	Georgia	4-0	1256
7.	Notre Dame	4-0	1114
8.	<b>LSU</b>	<b>3-0</b>	<b>1106</b>
9.	Florida State	3-0	1088
10.	UCLA	4-0	1076
11.	Clemson	3-0	971
12.	Utah	4-0	893
13.	Alabama	3-1	867
14.	Oklahoma	3-0	803
15.	Texas A&M	4-0	786
16.	USC	3-1	566
17.	Northwestern	4-0	511
18.	Wisconsin	3-1	418
19.	Oklahoma State	4-0	413
20.	Stanford	3-1	401
21.	West Virginia	3-0	230
22.	Mississippi State	3-1	145
23.	Florida	4-0	141
t24.	Cal	4-0	89
t24.	Oregon	2-2	89

## GAMECENTER

**Date/Time:** Saturday, October 3 at 6 p.m. CT

**Location:** Baton Rouge, La. – Tiger Stadium (102,321)

**Television:** ESPNU / WatchESPN.com

**Radio:** LSU Sports Radio Network - 98.1 FM in Baton Rouge  
Sirius Satellite Radio - ch. 134; XM Radio – ch. 201

**Series Record:** First meeting

### Series Notes:

LSU and Eastern Michigan meet for the first time in football on Saturday night in Tiger Stadium ... LSU brings a 50-game winning streak in non-conference regular season games into the Eastern Michigan contest ... LSU is 5-1 all-time against current member of the Mid-American Conference (MAC) ... LSU last played a MAC opponent in 2013, beating Kent State, 45-13, in Tiger Stadium ... LSU is 2-1 vs. Miami (Ohio) and 1-0 vs. Akron, Ohio and Kent State ... This will be LSU's second football game against a team from the state of Michigan ... LSU beat Michigan State in the 1995 Independence Bowl, 45-26 ... LSU will be the fifth different SEC team that the Eagles have faced, all coming since 2000 ... EMU is 0-6 all-time against the SEC, which includes a 65-0 setback to Florida last year in Gainesville ... EMU is 0-2 vs. Vanderbilt and Florida and 0-1 against both South Carolina and Arkansas ... EMU has also played four other teams from Louisiana as they are 2-2 vs. UL-Monroe, 2-1-1 vs. McNeese State, 1-5 vs. Louisiana Tech and 1-1 vs. Louisiana-Lafayette ... This will be Eastern Michigan's 10th trip to Louisiana soil for a football game .. The Eagles are 0-7-2 in their previous nine trips to Louisiana ... EMU last played a game in Louisiana in 2006, falling to Louisiana-Lafayette, 33-14, at Cajun Field.

## NOTEBOOK

### LSU Takes Undefeated Mark Into October For 7th Time Under Miles

LSU goes into the month of October undefeated for the seventh time in 11 years under **Les Miles**. The Tigers are 3-0 overall following last week's 34-24 win over Syracuse in the Carrier Dome. LSU has won the first game during the month of October in four of the six years that the Tigers took an undefeated mark into that month. LSU is 26-10 in October games under Miles, which includes a 17-2 record in Tiger Stadium. LSU has won 11 straight October games in Tiger Stadium, a streak that dates back to 2009 when the Tigers beat Auburn, 31-10. LSU's last October home loss came to No. 1 Florida, 13-3, in 2009.

### LSU Owns FBS Record for Consecutive Non-Conference Regular Season Wins With 50

LSU will look to run its streak of consecutive non-conference regular season wins to 51 straight when the Tigers host Eastern Michigan on Saturday in Tiger Stadium. LSU won its 50th consecutive non-conference regular season contest last week with a 34-24 win over Syracuse at the Carrier Dome. The Tigers broke the FBS record for consecutive non-conference regular season wins in 2012, surpassing the mark of Kansas State who claimed 39 straight from 1993-2003. The Tigers haven't lost a non-conference regular season game since falling at Virginia Tech, 26-8, in the 2002 season opener in Blacksburg, Va., on Sept. 1. **Les Miles** has accounted for 40 of the 50 wins during the streak, and he is 40-0 all-time in non-conference regular season games in his 10 previous seasons at LSU. Former coach Nick Saban accounted for the 10 other victories from 2002-04. Under Miles, the Tigers have outscored non-conference regular season opponents a combined 2,022-580. Here is a look at the top four in FBS all-time consecutive non-conference regular season wins:

Team	Years	Win Streak
1. <b>LSU</b>	<b>2002-present</b>	<b>50</b>
2. Kansas State	1993-2003	39
3. Miami	1985-88	36
4. Wisconsin	2003-2013	35

### LSU is 46-3 Overall in Non-Conference Games Under Les Miles

LSU brings a 46-3 record in non-conference games into the game against Eastern Michigan. LSU's only three non-conference losses under Les Miles came against Penn State in the Capital One Bowl to end the 2009 season, Clemson in the Chick-fil-A Bowl on Dec. 31, 2012 and Notre Dame in the Music City Bowl on Dec. 30, 2014. Of the 46 wins under Miles against non-conference opponents, 13 have come against Top 25 teams, 38 have come by double-digits and LSU has scored 40 or more points in 27 of the 49 games.

### LSU-Eastern Michigan Ties

Former LSU defensive backs coach Ron Cooper served as head coach at Eastern Michigan for two years (1993-94), going 9-13 overall ... Cooper coached under Les Miles at LSU from 2009-11 ... Former LSU backup QB Rob Bolden played his final season of college football at EMU last year ... Bolden graduated from LSU in the summer of 2014 and transferred to EMU that August ... He played in six games with three starts for the Eagles last season, throwing for 399 yards and 4 TDs and rushing for another 84 yards.

### LSU Leads League, Ranks 7th Nationally in Rushing

LSU continues to lead the SEC in rushing yards, averaging 315.0 a contest. LSU is the only team in the SEC averaging over 300 yards rushing a game as the Tigers are averaging some 65 yards more than Georgia. The Tigers are also No. 7 nationally in rushing. Baylor leads the nation in rushing with 379.7 yards per game.



## Leonard Fournette On A Sophomore Campaign Surge

Sophomore running back **Leonard Fournette** wasted no time building upon a successful freshman season by turning in dominant performances so far in second year. Already named the SEC Offensive Player of the Week three times, Fournette earned Walter Camp National Offensive Player of the Week status after his performance against Auburn. Through three games this season, Fournette has rushed for 631 yards and eight touchdowns. The following is a list of the some of the records and notes Fournette has already accomplished this season:

- Fournette ranks No. 1 in the nation in rushing yards per game (210.3)
- Fournette ranks No. 1 in the SEC and No. 2 nationally in scoring (16.0).
- Fournette ranks No. 1 in the SEC and No. 3 nationally in rushing yards (631) and rushing yards per carry (8.64).
- Fournette ranks No. 1 in the SEC and No. 4 nationally in all-purpose yards at 215.7 per game.
- With 228 rushing yards vs. Auburn and 244 at Syracuse, Fournette became the first LSU player in history to have consecutive 200-plus yard rushing games.
- Fournette's career-high 244 rushing yards at Syracuse are the most by an LSU player in a road game in school history and third-most in a single game overall.
- Fournette became the fastest LSU player to reach 500 and 600 rushing yards in school history, getting to both marks in only three games.
- His 631 rushing yards and 8 rushing touchdowns are the most through the first three games of a season in LSU history.
- Fournette joined Charles Alexander (1977, 1978) and Charles Scott (2008) as the only Tigers to rush for 100-plus yards in the first three games of a season, and Fournette is the only with back-to-back 200-yard games.
- Fournette joined Charles Alexander (2) and Kevin Faulk (4) as the only LSU players with multiple 200-yard rushing games.
- Heading into the Eastern Michigan game, Fournette is tied with Kevin Faulk for second in LSU history with five-straight 100-yard (or more) rushing games.
- Fournette's 387 rushing yards were the most through the first two games of the season by any player in LSU history.
- His six rushing touchdowns through two games were the second-most of any LSU player in history, only behind LaBrandon Toefield's seven in 2001.
- In fact, until Fournette rushed for three TDs against Mississippi State and Auburn, LaBrandon Toefield (3 vs. Tulane, 4 vs. Utah State) was the last Tiger to accomplish that feat in 2001.
- Fournette is the first LSU player to have consecutive 100-yard/3 TD rushing games since at least 1949 and most likely the first in school history, and he did it against SEC rivals Mississippi State and Auburn.
- Against Auburn, Fournette averaged a school-record 12.0 yards per carry (minimum 15 rushes), breaking Kevin Faulk's record set against Houston in 1996 of 11.7 yards per rush.
- Fournette ran for a then career-high 228 rushing yards against Auburn, becoming only the ninth player in LSU history to reach the 200-yard mark. The last LSU player to do it was Jeremy Hill with 216 in the Outback Bowl on Jan. 1, 2014 vs. Iowa.
- Fournette's 228 yards versus Auburn rank as the eighth-most rushing yards in a single game in LSU history.
- Fournette's 159 rushing yards at Mississippi State were the most in a season opener by a Tiger since Charles Scott ran for 160 against Appalachian State on Aug. 30, 2008.
- Fournette's three rushing TDs were the most in a season opener by a Tiger since LaBrandon Toefield ran for three TDs against Tulane on Sept. 1, 2001.
- Fournette is the first Tigers to rush for three touchdowns in any game since Kenny Hilliard did it on Oct. 5, 2013 at Mississippi State.
- Fournette's 28 carries were the most in an opener since Dalton Hilliard had 31 in a win over North Carolina in 1985.

### Most Rushing Yards By an FBS Player Through the First THREE Games of a Season Since 2000

Rank	Name (Season)	Yards (Att.)
1.	<b>Leonard Fournette, LSU (2015)</b>	<b>631 (73)</b>
2.	Garrett Wolfe, Northern Illinois (2006)	630 (74)
3.	Ryan Moats, Louisiana Tech (2004)	595 (81)
4.	Shun White, Navy (2008)	588 (47)
5.	Tevin Coleman, Indiana (2014)	569 (66)

### Most Rushing Yards By an FBS Player Through the First FOUR Games of a Season Since 2000

Rank	Name (Season)	Yards (Att.)
1.	Garrett Wolfe, Northern Illinois (2006)	828 (96)
2.	DeAngelo Williams, Memphis (2005)	749 (109)
3.	Cedric Benson, Texas (2004)	746 (98)
4.	Donald Brown, Connecticut (2008)	716 (113)
5.	Kevin Smith, UCF (2007)	713 (117)

### Leonard Fournette Already in LSU Top 10 for Career 100-Yard Rushing Games

Sophomore running back **Leonard Fournette** rushed for 159 yards in the opener at Mississippi State, 228 yards vs. Auburn and 244 yards at Syracuse, giving him five straight 100-yard games dating back to last season. Fournette is now tied for fifth place in LSU history with eight career 100-yard rushing games. Here is the Top 10 list for most 100-yard rushing games in LSU history:

Rank	Player	100-Yard Games	Seasons at LSU
1.	Kevin Faulk	22	1995-98
2.	Charles Alexander	20	1975-78

## LSU ALL-TIME RUSHING LEADERS

### LSU Players With At Least 1,000 Career Rushing Yards

Rank	Name (Years)	Total Yards
1.	Kevin Faulk (1995-98)	4,557
2.	Dalton Hilliard (1982-85)	4,050
3.	Charles Alexander (1975-78)	4,035
4.	Harvey Williams (1986-90)	2,860
5.	Joseph Addai (2001-05)	2,576
6.	Terry Robiskie (1973-76)	2,517
7.	Charles Scott (2006-09)	2,317
8.	Rondell Mealey (1996-99)	2,238
9.	Garry James (1982-85)	2,217
10.	Brad Davis (1972-74)	2,165
11.	Jeremy Hill (2012-13)	2,156
12.	LaBrandon Toefield (2000-02)	2,149
13.	Domanick Davis (1999-02)	2,056
14.	Justin Vincent (2003-06)	2,021
15.	Billy Cannon (1957-59)	1,867
16.	Eddie Fuller (1986-89)	1,816
17.	Jacob Hester (2004-07)	1,780
18.	Keiland Williams (2006-09)	1,699
19.	<b>Leonard Fournette (2014-present)</b>	<b>1,665</b>
20.	Art Cantrelle (1969-71)	1,644
21.	Hokie Gajan (1977-80)	1,563
22.	Kenny Hilliard (2011-14)	1,557
23.	Alley Broussard (2003-06)	1,537
24.	Chris Dantin (1970-72)	1,517
25.	Gene Knight (1943-46)	1,491
26.	Don Schwab (1963-65)	1,424
27.	Stevan Ridley (2008-10)	1,419
28.	Michael Ford (2011-12)	1,392
29.	Sammy Martin (1984-97)	1,359
30.	Billy Baggett (1948-50)	1,337
31.	Terrence Magee (2011-14)	1,330
32.	Jimmy Taylor (1956-57)	1,314
33.	Tommy Allen (1966-68)	1,287
34.	Joe Labruzzo (1963-65)	1,265
35.	Alfred Blue (2010-13)	1,253
36.	Spencer Ware (2010-12)	1,249
37.	Jimmy Dousay (1965-67)	1,223
38.	Steve Rogers (1972-74)	1,210
39.	Chuck Johns (1952-55)	1,152
40.	Dan Sandifer (1944-47)	1,076
41.	Jerry Stovall (1960-62)	1,061
42.	Robert Toomer (1992-95)	1,030
43.	Jerry Marchand (1952-53)	1,027
44.	Jordan Jefferson (2008-11)	1,018
45.	Eddie Ray (1967-69)	1,011

### LSU 1,000-Yard Rushing Seasons

Name (Years)	Seasons w/1,000 Yards
Kevin Faulk (1995-98)	3 (1996, 1997, 1998)
Dalton Hilliard (1982-85)	2 (1984, 1985)
Charles Alexander (1975-78)	2 (1977, 1978)
<b>Leonard Fournette (2014-present)</b>	<b>1 (2014)</b>
Jeremy Hill (2012-13)	1 (2013)
Stevan Ridley (2009-10)	1 (2010)
Charles Scott (2006-09)	1 (2008)
Jacob Hester (2004-07)	1 (2007)
Justin Vincent (2003-06)	1 (2003)
Harvey Williams (1986-90)	1 (1987)
Terry Robiskie (1973-76)	1 (1976)

## TIGER TRENDS

	2015	Miles
August	0-0	4-0
September	3-0	38-4
October	0-0	28-9
November	0-0	28-11
December-January	0-0	8-5
<b>LSU's Conference Record...</b>		
at home	1-0	32-9
on the road	1-0	26-15
<b>LSU's Non-Conference Record...</b>		
at home	0-0	31-0
on the road	1-0	5-0
neutral	0-0	12-5
<b>LSU vs. Ranked Opponents...</b>		
at home	1-0	17-6
on the road	1-0	13-11
neutral	0-0	11-4
<b>LSU's Record in Games...</b>		
decided by 7 pts or less	1-0	35-16
decided by 3 pts or less	1-0	13-9
Away/neutral during day	1-0	17-12
Away/neutral at night	1-0	27-8
Home during day	1-0	17-4
Home at night	0-0	46-5
<b>LSU's Record When Scoring...</b>		
less than 20 points	0-0	8-15
20+ points	2-0	97-14
30+ points	2-0	73-5
<b>LSU's Record When Allowing...</b>		
14 or fewer points	0-0	61-3
24 or fewer points	3-0	92-11
25+ points	0-0	14-18
<b>LSU's Record When...</b>		
Leading after the 1st qtr	3-0	73-7
Trailing after the 1st qtr	0-0	17-18
Tied after the 1st qtr	0-0	16-4
Leading at halftime	3-0	83-7
Trailing at halftime	0-0	21-19
Tied at halftime	0-0	2-3
Leading after the 3rd qtr	3-0	87-6
Trailing after the 3rd qtr	0-0	16-20
Tied after the 3rd qtr	0-0	3-3
<b>LSU's Record With...</b>		
less than 300 yds total offense	0-0	10-17
300+ yards total offense	3-0	95-12
400+ yards total offense	2-0	51-7
500+ yards total offense	0-0	13-0
600+ yards total offense	0-0	1-0
less than 100 yards rush	0-0	5-17
100+ yards rushing	3-0	101-12
150+ yards rushing	3-0	85-7
200+ yards rushing	3-0	48-4
250+ yards rushing	3-0	26-2
less than 200 yards pass	3-0	49-17
200+ yards passing	0-0	57-12
300+ yards passing	0-0	9-3
350+ yards passing	0-0	2-1
400+ yards passing	0-0	0-0
<b>LSU's Record When Allowing...</b>		
less than 200 total yards	0-0	23-1
less than 300 total yards	2-0	74-5
less than 400 total yards	3-0	94-15
400+ yards total offense	0-0	12-14
less than 100 yards rush	1-0	60-5
100+ yards rush	2-0	46-23
less than 200 yards pass	2-0	74-11
less than 300 yards pass	2-0	97-25
300+ yards pass	1-0	9-4

3.	Dalton Hilliard	19	1982-85
4.	Jeremy Hill	11	2012-13
5.	<b>Leonard Fournette</b>	<b>8</b>	<b>2014-present</b>
	Charles Scott	8	2006-09
	Harvey Williams	8	1986-90

### Leonard Fournette Fastest LSU Player to Eight 100-Yard Rushing Games In History

Sophomore running back **Leonard Fournette** has rushed for at least 100 yards in eight of his first 16 games as a Tiger, becoming the fastest LSU player in history to reach eight 100-yard rushing games. Fournette was tied with Dalton Hilliard and Jeremy Hill for fastest to reach six 100-yard rushing games, but neither Hilliard nor Hill rushed for 100-plus yards in their respective 15th game as a Tiger. Fournette ran for 244 yards at Syracuse in what marked his 16th game. Fournette is now tied for second in LSU history with five consecutive 100-yard rushing games. He is tied with Kevin Faulk. Charles Alexander holds the LSU record with nine straight 100-yard games.

### Three Tigers Earn Honors in 2015

LSU sophomore RB **Leonard Fournette**, junior C **Ethan Pocic** and senior OT **Vadal Alexander** have earned SEC player of the week honors this season. Fournette was named SEC Offensive Player of the Week after he ran for 159 yards and three TDs at Mississippi State. Pocic was named SEC Offensive Lineman of the Week after he recorded a career-high 16 knockdowns and paved the way for Fournette. One week later, Fournette earned Walter Camp, FWAA and Maxwell Award National Offensive Player of the Week recognition for his 228-yard, 3 TD rushing performance against Auburn. Fournette also earned SEC Offensive Player of the Week against Auburn, and Alexander was named SEC Offensive Lineman of the Week after recording 13 knockdowns and paving the way for Fournette. For the third time in three games, Fournette earned SEC Offensive Player of the Week when he ran for a career-best 244 yards along with 2 TDs at Syracuse. Fournette is the first player to be named SEC Offensive Player of the Week in three consecutive weeks since Auburn's Carnell Williams in 2003.

### 2015 LSU Football Honors

Game	Player	Honor
Mississippi State	Leonard Fournette	SEC Offensive Player of the Week
Mississippi State	Ethan Pocic	SEC Offensive Lineman of the Week
Auburn	Leonard Fournette	Walter Camp National Offensive Player of the Week FWAA National Offensive Player of the Week Maxwell Award Player of the Week SEC Co-Offensive Player of the Week
Auburn	Vadal Alexander	SEC Offensive Lineman of the Week
Syracuse	Leonard Fournette	SEC Offensive Player of the Week

### No. 18 Tradition Passed Down to Tre'Davious White

A tradition established in 2003 continues as junior cornerback **Tre'Davious White** was voted to wear the No. 18 jersey for the 2015 season. White was presented the jersey by coach **Les Miles** following a vote of the coaching staff and former LSU No. 18s during the Tigers' first team meeting of fall camp on Wednesday, Aug. 5. White is one of LSU's leading returners on defense after recording 33 tackles, two interceptions and one sack. He also returned a punt for a touchdown last season against Kentucky. Jersey No. 18 was born when, in 2003, quarterback Matt Mauck guided LSU to its first national championship since 1958. His number became synonymous with success -- both on and off the field -- as well as a selfless attitude that has become the epitome of being an LSU football player. After his final year with the Tigers, Mauck passed the jersey number down to running back Jacob Hester, who then helped LSU to another national title in 2007. Here is a look at the jersey No. 18s:

Years	Player	Position
2003	Matt Mauck	QB
2004-07	Jacob Hester	RB
2008-09	Richard Dickson	TE
2010	Richard Murphy	RB
2011	Brandon Taylor	S
2012	Bennie Logan	DT
2013	Lamin Barrow	LB
2014	Terrence Magee	RB
2015	Tre'Davious White	CB

### LSU's 945 Rushing Yards Thru 3 Games Ties For 3rd Most Over That Span in School History

LSU's 945 net rushing yards over the first three games of the season ties for the third-highest total in school history. The 1977 team, which featured Charles Alexander, rushed for 1,167 yards during the first three games of the season. That team went on to set the school-record for rushing yards in a season with 3,352. A year later, the 1978 squad ran for 1,015 yards over the first three games of the year for the second-highest total in school history. LSU's 945 yards is tied with the 1974 squad for most rushing yards over the first three games of a season. Miles' 2012 team rushed for 808 yards to rank No. 9 on the list.

### LSU's Current Three-Game Stretch Without A Turnover is Only The Third Time Since 1945

This year's LSU team has yet to commit an offensive turnover as the Tigers have successfully run 184 plays (138 rushing, 47 passing) without a giving away the ball. Dating back to last year, LSU has gone 203 offensive snaps without a turnover.

LSU's last offensive turnover came in the third quarter of the Music City Bowl against Notre Dame when QB **Anthony Jennings** fumbled at the 7:21 mark. LSU is the only team in the nation that has not committed a turnover this season. LSU's current three-game stretch without a turnover is only the third time the Tigers have accomplished that streak since 1945. LSU went three games without committing a turnover in the 1965 season: Nov. 13 vs. Mississippi State, Nov. 20 vs. Tulane and Jan. 1, 1966 vs. Arkansas in the Cotton Bowl. The Tigers went without a turnover in five-straight games in 2011: Sept. 24 at West Virginia, Oct. 1 vs. Kentucky, Oct. 8 vs. Florida, Oct. 15 at Tennessee and Oct. 22 vs. Auburn.

### LSU Holds Mississippi State to 43 Rushing Yards, Fewest Amount on the Road Since 2010

LSU's defense limited Mississippi State to 43 total rushing yards on 26 carries, an average of 1.7 yards per rush. It was the fewest rushing yards LSU allowed since the Tigers held North Carolina to 24 on Sept. 4, 2010 in the Chick-fil-A Kickoff Classic in Atlanta, Ga. It was the fewest allowed at an opponent's stadium since South Carolina only had 39 on Oct. 18, 2008. In addition, LSU's defense snapped Mississippi State's streak of 15 straight games with at least 100 rushing yards, and the Tigers limited MSU star quarterback Dak Prescott to a career-low minus-19 rushing yards. Prescott entered the game with 2,005 career rushing yards.

- LSU's **Deion Jones** (12 tackles), **Kendell Beckwith** (11) and **Dwayne Thomas** (10) became the first trio of Tigers to finish with double-digit tackles in the same game since Sept. 21, 2013 when D.J. Welter (11), Lamin Barrow (11) and Kwon Alexander (10) did it against Auburn.
- Three LSU defenders recorded their first career sack against Mississippi State as junior DE **Lewis Neal**, sophomore DT **Davon Godchaux** and freshman DE **Arden Key** all were credited with an unassisted sack of Dak Prescott. Key and Neal both finished with two quarterback hurries as well.

### LSU Is 58-0 Under Miles When Rushing For 100 Yards and Holding Opponents To Less Than 100 Yards

One look at LSU's results in relation to rushing the football and it's easy to figure out that head coach **Les Miles** is a former offensive lineman who understands the importance of running the football. In 135 games under Miles, LSU's success is easy to predict when it comes to net rushing yards. Get to 100 yards rushing and LSU will more than likely win as the Tigers are 101-12 under Miles when that happens. Hold the opponent to fewer than 100 yards and the Tigers are 59-5. An even more telling stat is that when LSU rushes for 100-plus yards and holds the opponents to fewer than 100 yards, the Tigers are 58-0. The following is a look at LSU's rushing numbers during the Miles era and have the Tigers have fared in those games:

Year	LSU 100+	LSU 100-	Opp 100+	Opp 100-	LSU 100+/Opp 100-
2005	10-0	1-2	3-1	8-1	7-0
2006	10-0	1-2	5-0	6-2	6-0
2007	11-2	1-0	3-2	9-0	8-0
2008	8-3	0-2	2-5	6-0	6-0
2009	8-0	1-4	7-4	2-0	2-0
2010	11-2	0-0	7-1	5-0	5-0
2011	13-0	0-1	4-1	8-0	9-0
2012	9-1	1-2	4-2	6-1	6-0
2013	10-1	0-2	6-3	4-0	4-0
2014	8-3	0-2	4-4	4-1	4-0
2015	3-0	0-0	2-0	1-0	1-0
<b>Totals</b>	<b>101-12</b>	<b>5-17</b>	<b>47-23</b>	<b>59-5</b>	<b>58-0</b>

### LSU is 49-5 Under Les Miles When A Running Back Reaches 100-Yards

LSU is 49-5 under **Les Miles** when a running back reaches 100 yards in a game. Of the running backs who make up the 2015 roster, LSU has eight career 100-yard games to its credit as **Leonard Fournette** has all eight. Fournette is currently riding a streak of back-to-back 200-yard games and he's gone over the 100-yard mark in five straight games. LSU is 7-1 when Fournette reaches 100 yards, which includes a 3-0 record this year. LSU's only five losses under Miles when having a back reach the 100-yard mark came vs. Notre Dame in 2014 (Leonard Fournette, 143 yards), vs. Clemson in 2012 (Jeremy Hill, 124 yards), Alabama in 2012 (Hill, 107 yards); Georgia in 2008 (Charles Scott, 144 yards) and Arkansas in 2007 (Jacob Hester, 126 yards).

### LSU's 56-9 Under Les Miles When Winning The Turnover Battle

LSU is 56-9 under **Les Miles** when winning the turnover battle. Against ranked teams under Miles, LSU is 23-6 when having fewer turnovers than its opponent. LSU defeated No. 18 Auburn, 45-21, and forced two Auburn turnovers while committing none. The only nine losses for the Tigers under Miles when having fewer turnovers than their opponent have come against Mississippi State and Auburn in 2014, Alabama and Clemson in 2012, Arkansas in 2008, Arkansas and Kentucky in 2007, Auburn in 2006 and Tennessee in 2005. In Miles' tenure at LSU, the Tigers have a combined turnover margin of +69. LSU was +20 in 2011 and +16 in 2012, and the Tigers are currently +3 in 2015.

### LSU Has Been Ranked in 130 of 135 Games Under Miles

Since **Les Miles** took over at LSU, the Tigers have been represented in the AP and Amway Coaches' Poll 157 of the 165 weeks. The exception came during the final three polls of the 2008 season and five weeks in 2014. In addition, since the start of the 2002 season, LSU has played 164 of 171 games ranked in the top 25, including 130 of 135 games under Miles. LSU has a 102-28 record in games played as a Top 25 team under Miles going into the Eastern Michigan game. The only five games that LSU didn't play as a Top 25 team during the Miles era came in 2008 against Arkansas in the regular-season finale and Georgia Tech in the Chick-fil-A Bowl, and in 2014 at Florida, vs. Kentucky and at Texas A&M. This year

### CAREER GAMES PLAYED/STARTED

Player	2012	'13	'14	'15	Total
Jamal Adams, S	--	--	13/2	3/3	16/5
Donnie Alexander, LB	--	--	12/0	3/1	15/1
Vadal Alexander, OT	13/9	13/13	12/12	3/3	41/37
John Battle, S	--	--	1/0	3/0	4/0
Kendell Beckwith, LB	--	12/0	13/7	3/3	28/10
Josh Boutte, OG	--	8/0	13/0	3/1	24/1
Tashawn Bower, DE	--	6/0	13/0	3/3	22/3
Nick Brossette, RB	--	--	--	2/0	2/0
Garrett Brumfield, OG	--	--	--	2/0	2/0
D.J. Chark, WR	--	--	6/0	2/0	8/0
William Clapp, OG	--	--	--	3/3	3/3
Deondre Clark, DE	--	--	12/0	2/0	14/0
Colby Delahoussaye, PK	--	13/0	12/0	--	25/0
John Diarse, WR	--	--	13/3	3/0	16/3
Andy Dodd, C	--	--	4/0	1/0	5/0
Trent Domingue, PK/P	--	--	13/0	3/0	16/0
Jevonte Domond, OT	--	--	1/0	--	1/0
Malachi Dupre, WR	--	--	12/2	3/3	15/5
Travin Dural, WR	--	12/0	13/13	3/3	28/16
Ronnie Feist, LB	5/0	--	4/0	--	9/0
Jazz Ferguson, WR	--	--	--	1/0	1/0
Reid Ferguson, SNP	13/0	13/0	13/0	3/0	42/0
Leonard Fournette, RB	--	--	13/6	3/3	16/9
Russell Gage, CB	--	--	2/0	1/0	3/0
Cameron Gamble, PK	--	--	7/0	--	7/0
Greg Gilmore, DT	--	--	6/0	3/0	9/0
Davon Godchaux, DT	--	--	13/10	3/3	16/13
Dillon Gordon, TE	13/0	13/12	13/13	2/2	41/27
Derrius Guice, RB	--	--	--	3/0	3/0
Brandon Harris, QB	--	--	8/1	3/3	11/4
Jerald Hawkins, OT	--	13/13	13/13	3/3	29/29
Frank Herron, DT	--	--	4/0	3/0	7/0
Donte Jackson, CB	--	--	--	3/0	3/0
Rickey Jefferson, S	--	7/1	13/0	3/3	23/4
Anthony Jennings, QB	--	9/1	13/12	--	22/13
Colin Jeter, TE	--	--	11/0	3/1	14/1
Mickey Johnson, DT	1/0	4/0	2/0	--	7/0
Tyron Johnson, WR	--	--	--	2/0	2/0
Deion Jones, LB	13/0	13/0	13/1	3/2	42/3
Jamie Keehn, P	2/0	13/0	13/0	3/0	31/0
Arden Key, DE	--	--	--	3/0	3/0
Christian LaCouture, DT	--	13/0	13/13	3/3	29/16
Tommy LeBeau, S	--	3/0	7/0	1/0	11/0
Lamar Louis, LB	11/5	13/0	12/10	3/1	39/16
K.J. Malone, OT	--	--	5/0	3/0	8/0
Jalen Mills, S	13/13	13/13	13/13	--	39/39
John David Moore, FB	--	--	8/0	3/2	11/2
Foster Moreau, TE	--	--	--	3/1	3/1
Bry'Kiethon Mouton, FB	--	--	--	2/0	2/0
Lewis Neal, DE	--	10/0	13/0	3/3	26/3
Ed Paris, CB	--	--	13/0	3/0	16/0
M.J. Patterson, DE	--	--	3/0	--	3/0
Ethan Pocic, C/OG	--	6/1	12/12	3/3	21/16
Trey Quinn, WR	--	--	13/7	3/0	16/7
Duke Riley, LB	--	13/0	13/1	3/0	29/1
DeSean Smith, TE	--	13/0	13/0	3/0	29/0
Kevin Spears, WR	--	--	3/0	1/0	4/0
Maea Teuhema, OG	--	--	--	3/2	3/2
Sione Teuhema, DE	--	--	9/0	3/0	12/0
Dwayne Thomas, DB	3/0	11/0	5/0	3/3	22/3
Quentin Thomas, DT	3/0	11/1	11/3	--	25/4
Corey Thompson, S	13/0	10/5	--	3/0	26/5
Kevin Toliver II, CB	--	--	--	3/2	3/2
Devin Voorhies, LB	--	--	8/0	3/0	11/0
Toby Weathersby, OT	--	--	--	3/0	3/0
Tre'Davious White, CB	--	13/11	13/13	3/3	29/27
Darrel Williams, RB	--	--	12/0	3/0	15/0

## NON-CONFERENCE REGULAR SEASON WIN STREAK

LSU owns the nation's longest non-conference regular season winning streak, which stands at an NCAA FBS record 50 games. The last time the Tigers lost a non-conference regular season game was Sept. 1, 2002, at #16 Virginia Tech.

#	Opponent	Score	Location	Date
1.	The Citadel	35-10	Baton Rouge	9/7/02
2.	Miami (Ohio)	33-7	Baton Rouge	9/14/02
3.	UL-Lafayette	48-0	Baton Rouge	10/5/02
4.	UL-Monroe	49-7	Baton Rouge	8/30/03
5.	Arizona	59-13	Tucson, Ariz.	9/6/03
6.	Western Illinois	35-7	Baton Rouge	9/13/03
7.	Louisiana Tech	49-10	Baton Rouge	11/1/10
8.	Oregon State	22-21 (OT)	Baton Rouge	9/4/04
9.	Arkansas State	53-3	Baton Rouge	9/11/04
10.	Troy	24-20	Baton Rouge	10/23/04

(streak under Les Miles - 40 straight wins)

11.	#15 Arizona State	35-31	Tempe, Ariz.	9/10/05
12.	North Texas	56-3	Baton Rouge	10/29/05
13.	Appalachian State	24-0	Baton Rouge	11/5/05
14.	UL-Lafayette	45-3	Baton Rouge	9/2/06
15.	Arizona	45-3	Baton Rouge	9/9/06
16.	Tulane	49-7	Baton Rouge	9/23/06
17.	Fresno State	38-6	Baton Rouge	10/21/06
18.	#9 Virginia Tech	48-7	Baton Rouge	9/9/07
19.	Middle Tennessee	44-0	Baton Rouge	9/15/07
20.	Tulane	34-9	New Orleans	9/29/07
21.	Louisiana Tech	58-10	Baton Rouge	11/10/07
22.	Appalachian State	41-13	Baton Rouge	8/30/08
23.	North Texas	41-3	Baton Rouge	9/13/08
24.	Tulane	35-10	Baton Rouge	11/1/08
25.	Troy	40-31	Baton Rouge	11/15/08
26.	Washington	31-23	Seattle	9/5/09
27.	UL-Lafayette	31-3	Baton Rouge	9/19/09
28.	Tulane	42-0	Baton Rouge	10/31/09
29.	Louisiana Tech	24-16	Baton Rouge	11/14/09
30.	#18 North Carolina	30-24	Atlanta	9/4/10
31.	#21 West Virginia	20-14	Baton Rouge	9/25/10
32.	McNeese State	32-10	Baton Rouge	10/16/10
33.	UL-Monroe	51-0	Baton Rouge	11/13/10
34.	#3 Oregon	40-27	Arlington, Texas	9/3/11
35.	Northwestern St.	49-3	Baton Rouge	9/10/11
36.	#16 West Virginia	47-21	Morgantown	9/24/11
37.	Western Kentucky	42-9	Baton Rouge	11/12/11
38.	North Texas	41-14	Baton Rouge	9/1/12
39.	Washington	41-3	Baton Rouge	9/8/12
40.	Idaho	63-14	Baton Rouge	9/15/12
41.	Towson	38-22	Baton Rouge	9/29/12
42.	#20 TCU	37-27	Arlington, Texas	8/31/13
43.	UAB	56-17	Baton Rouge	9/7/13
44.	Kent State	45-13	Baton Rouge	9/14/13
45.	Furman	48-16	Baton Rouge	10/26/13
46.	#14 Wisconsin	28-24	Houston, Texas	8/30/14
47.	Sam Houston State	56-0	Baton Rouge	9/6/14
48.	ULM	31-0	Baton Rouge	9/13/14
49.	New Mexico State	63-7	Baton Rouge	9/27/14
50.	Syracuse	34-24	Syracuse, N.Y.	9/26/15

### The Streak: By The Numbers

**2,022-550**

outscored opponents

**1,607-320**

outscored opponents at home

**1,615-445**

outscored opponents under Les Miles

**8**

wins over ranked teams

**13**

wins over major Power 5 conference opponents

**29**

times the opponent has been held to 10 points or less

marked the 15th consecutive season that the Tigers were ranked in the preseason polls as LSU came in at No. 14 in the Associated Press and No. 13 in the Amway Coaches Top 25 polls. The game against Eastern Michigan will be the 131st game under Miles in which LSU is ranked.

## True Freshmen Play Big Roles at LSU Under Les Miles

LSU coach **Les Miles** has never shied away from playing true freshmen. In his 11 years with the Tigers, a total of 111 true freshmen have seen action for LSU, including 11 in 2015. Of the 111 true freshmen who have played under Miles, 36 have started at least once during their freshman season.

### Most True Freshmen Starters by Year Under Les Miles

2014: 6 (Jamal Adams, Malachi Dupre, Leonard Fournette, Davon Godchaux, Brandon Harris, Trey Quinn)

2012: 6 (Kwon Alexander, Vadal Alexander, Reid Ferguson, Jeremy Hill, Lamar Louis, Jalen Mills)

2013: 5 (Rickey Jefferson, Anthony Jennings, Ethan Pocic, Rashard Robinson, Tre'Davious White)

2006: 4 (Jacob Cutrera, Richard Dickson, Charles Scott, Keiland Williams)

**2015: 3 (Foster Moreau, Maea Teuhema, Kevin Toliver II)**

2010: 3 (Alfred Blue, Tyrann Mathieu, Eric Reid)

2011: 3 (Odell Beckham Jr., James Hairston, Jarvis Landry)

2007: 2 (Drake Nevis, Terrence Toliver)

2008: 2 (Jordan Jefferson, Deangelo Peterson)

2009: 2 (Dominique Allen, Rueben Randle)

2005: 0

## Colby Delahoussaye Ranks Second in LSU Career FG Percentage

Placekicker **Colby Delahoussaye** is ranked second in LSU history for career field goal percentage. He has booted 24-of-29 field goals for a .828 percentage. He was 11-of-15 in field goal attempts in 2014, including a game-winning, career-long 50-yard attempt at Florida. As a freshman in 2013, Delahoussaye shattered the LSU record for most consecutive field goals to start a career by converting his first nine attempts. The previous record was seven straight by David Brownlyke in 1986. Delahoussaye also ranks seventh in LSU history for career PATs made at 90. Delahoussaye is two field goals shy of cracking the Top 10 for most field goals made in a career in LSU history. He has 24 entering his junior season in 2015.

## The Aussie Punting Connection

Since the 2011 season, LSU has had the unique connection of having an Australian native punter. Brad Wing, a native of Melbourne, was a 2011 first-team All-American and served as the Tigers' punter in 2012 as well. Senior **Jamie Keehn** took over punting duties in 2013 and enters his third season as punter this year. Keehn, a native of Queensland, is the oldest player on the LSU team after turning 26 on August 4. Keehn did not play high school football and did not start punting until August 2011. Wing and Keehn did not know each other until both arrived at LSU. The Tigers' backup punter is true freshman **Josh Crowden**, a native of Sydney, Australia, who will look to keep the Aussie Connection going in 2016.

## Jamie Keehn Ranks Third in LSU History in Career Punting Average

Senior punter **Jamie Keehn** is in his third season as LSU's starting punter, and he ranks third in program history with a 42.9-yard career punting average. The second-team All-SEC selection in 2014 set the school record with 3,189 punting yards a year ago and finished with the third-highest average in single-season history at 44.92 yards per punt in 2014.

## LSU Has 24 Fourth-Quarter Comebacks Under Les Miles

LSU has won 24 games under **Les Miles** despite trailing in the fourth quarter, including three games in 2014 - the season opener against Wisconsin, at Florida and vs. Ole Miss. Of the 24 wins, 16 have come against Top 25 teams. The following is a look at LSU's fourth quarter comebacks under Miles, how many points the Tigers had to overcome in the final frame to win and the quarterback who engineered the comeback:

Year	Opponent	Situation	Results	QB
2005	at Arizona State	scored TD with 1:13 left (LSU trailed 17-7 entering 4Q; LSU scored 28 4Q points)	W, 35-31	Russell
2005	Florida	scored TD with 12:35 left (LSU trailed 17-14 in 4Q)	W, 21-17	Russell
2005	Auburn	kicked FG with 1:40 left to force OT (LSU trailed 17-14 with less than 5 minutes to play)	W, 20-17	Russell
2006	at Tennessee	scored TD with 9 seconds left (LSU trailed 24-21 with less than 8 minutes left in 4Q)	W, 28-21	Russell
2006	Ole Miss	scored TD with 14 sec. left to force OT (LSU trailed 20-7 with less than 9 minutes left in 4Q)	W, 23-20 OT	Russell
2007	Florida	scored TD with 1:06 left (LSU trailed 24-14 to start 4Q)	W, 28-24	Flynn
2007	Auburn	scored TD with :01 left (LSU trailed 24-23 with 3:12 left in the 4Q)	W, 30-24	Flynn
2007	Alabama	scored TD with 1:26 left (LSU trailed 34-27 with 4:53 left in 4Q)	W, 41-34	Flynn
2007	Tennessee	scored TD with 9:54 left (LSU trailed 14-13 with less than 10 minutes left in 4Q)	W, 21-14	Perrilloux
2008	at Auburn	scored TD with 1:03 left	W, 26-21	Lee



		(LSU trailed 21-20 with 4:00 left in 4Q)		
2008	Troy	scored go-ahead TD with 4:50 left (LSU trailed 31-10 to start 4Q)	W, 40-31	Lee
2009	at Georgia	scored go ahead TD with 0:46 left (LSU trailed 13-12 with 1:09 left)	W, 20-13	Jefferson
2009	Arkansas	kicked FG w/ 4 sec. left to force OT (LSU trailed 30-27 with 1:18 left)	W, 33-30	Jefferson
2010	Tennessee	scored TD with 0:00 left in 4Q (LSU trailed from 11:34 left in game to final play)	W, 16-14	Lee/Jefferson
2010	at Florida	scored TD with 0:06 left in 4Q (LSU trailed 29-26 with 3:21 left in game)	W, 33-29	Lee
2010	Alabama	scored go ahead TD w/ 8:13 left in 4Q	W, 24-21	Jefferson
2010	Ole Miss	(LSU trailed 36-35 with 4:57 left in game)	W, 43-36	Jefferson
2011	at Alabama	trailed 6-3 to start 4Q	W, 9-6 OT	Jefferson
2012	South Carolina	kicked FG with 6:37 left to take lead (LSU trailed 14-10 entering 4Q)	W, 23-21	Mettenberger
2012	Ole Miss	scored go ahead TD w/15 seconds left in 4Q (LSU trailed 28-20 entering 4Q and 35-28 with 11:11 to play)	W, 41-35	Mettenberger
2013	Arkansas	scored go-ahead TD w/1:15 left in 4Q (LSU trailed 27-21 to start 4Q)	W, 31-27	Jennings
2014	vs. Wisconsin	scored go-ahead TD w/9:41 left in 4Q (LSU trailed 24-13 to start 4Q)	W, 28-24	Jennings
2014	at Florida	kicked FG w/ 3 sec. left to take lead (LSU trailed 24-20 w/ 6:10 left in 4Q)	W, 30-27	Jennings
2014	Ole Miss	scored go ahead TD w/5:07 left in 4Q (LSU trailed 7-3 to start 4Q)	W, 10-7	Jennings

### LSU Has FBS' Best Record When Trailing in the Fourth Quarter Since 2005

Since head coach **Les Miles'** first season at LSU in 2005, no team has a better record in games when trailing in the fourth quarter. Here is a look at the Top 5 teams with the best record when trailing in the fourth quarter since 2005:

Team	W-L Record	Win Pct.
LSU	24-24	.500
Boise State	9-18	.333
Florida State	19-38	.333
Texas	18-39	.316
Clemson	17-39	.304

### September Success Under Les Miles

LSU is 38-4 in games played in September under **Les Miles** dating back to 2005. Two of the four September losses have come on the road: at Auburn in 2006 and at Georgia in 2013. Overall, LSU is 25-2 in September home games under Miles. The only losses came to Tennessee in 2005 and Mississippi State in 2014. The Tigers went undefeated in the month of September in six straight seasons from 2007-12.

### Harris Continued First Tiger Stadium Start Win Streak Against Auburn

LSU sophomore QB **Brandon Harris** made his first Tiger Stadium start on Saturday against Auburn. Harris is 2-1 as LSU's starting quarterback after the Tigers beat Auburn, 45-21. LSU quarterbacks in their first Tiger Stadium start have won 12 consecutive games, a streak that dates back to the 2002 season. The last time an LSU quarterback lost his first start in Tiger Stadium came in 1999 when Josh Booty and the Tigers dropped a 31-10 decision to eighth-ranked Florida. Here's a look at the current 12-game winning streak by LSU quarterbacks in their first Tiger Stadium start:

Year	Player	Opponent (Results)	Stats
2015	Brandon Harris	Auburn (W, 45-21)	12-of-17, 74 yards, 1 TD, 66 rush yards, 2 TDs
2014	Anthony Jennings	Sam Houston State (W, 56-0)	7-of-13, 188 yards, 3 TDs, 43 rush yards
2012	Zach Mettenberger	North Texas (W, 41-14)	19-of-26, 192 yards, 1 TD, 1 Int.
2009	Jordan Jefferson	Vanderbilt (W, 23-9)	20-of-29, 138 yards, 10 rush yards
2008	Jarrett Lee	Miss. State (W, 34-24)	18-of-27, 261 yards, 2 TDs, 1 Int.
2008	Andrew Hatch	Appalachian State (W, 41-13)	7-of-14, 77 yards, 1 TD, 43 rush yards
2007	Ryan Perrilloux	Middle Tennessee (W, 44-0)	20-of-25, 298 yards, 3 TDs, 37 rush yards
2007	Matt Flynn	Virginia Tech (W, 48-7)	17-of-27, 217 yards, 2 TDs, 1 rush TD
2004	JaMarcus Russell	Vanderbilt (W, 24-7)	2-of-5, 24 yards, 13 rush yards
2002	Rick Clausen	Ole Miss (W, 14-13)	2-of-6, 9 yards, 1 Int.
2002	Marcus Randall	South Carolina (W, 38-14)	12-of-23, 183 yards, 36 rush yards, 1 TD
2002	Matt Mauck	The Citadel (W, 35-10)	8-of-18, 90 yards, 1 Int. 1 rush TD

### Les Miles' Achievements at LSU

The following is a quick look at **Les Miles'** notable accomplishments during his 11 years and 135 games (106-29 record) as head coach of the Tigers:

- After defeating Florida 30-27 on Oct. 11, 2014, Miles became only the second coach in LSU history to earn 100 victories.

### CAREER 100-YARD RECEIVING GAMES

#### #83 Travin Dural • WR (3)

151 vs. #14 Wisconsin, 2014  
140 vs. Sam Houston State, 2014  
124 vs. Mississippi State, 2014

#### #15 Malachi Dupre • WR (1)

120 vs. Mississippi State, 2014

### CAREER 100-YARD RUSHING GAMES

#### #7 Leonard Fournette • RB (8)

244 at Syracuse, 2015  
228 vs. #18 Auburn, 2015  
159 at #25 Mississippi State, 2015  
146 at Texas A&M, 2014  
143 vs. Notre Dame, 2014 (Music City Bowl)  
140 at Florida, 2014  
122 vs. New Mexico State, 2014  
113 vs. #3 Ole Miss, 2014

### CAREER DOUBLE-DIGIT TACKLE GAMES

#### #52 Kendell Beckwith • LB (2)

11 at #25 Mississippi State, 2015  
11 vs. #3 Ole Miss, 2014

#### #45 Deion Jones • LB (1)

12 at #25 Mississippi State, 2015

#### #13 Dwayne Thomas • CB (1)

10 at #25 Mississippi State, 2015

#### #33 Jamal Adams • S (1)

10 vs. Notre Dame, 2014 (Music City Bowl)



## TIGERS IN THE NFL

Name	Pos.	Team
Kwon Alexander	LB	Tampa Bay Buccaneers
Joe Barksdale	OT	San Diego Chargers
Lamin Barrow	LB	Chicago Bears
Odell Beckham Jr.	WR	New York Giants
Alfred Blue	RB	Houston Texans
Dwayne Bowe	WR	Cleveland Browns
Michael Brockers	DT	St. Louis Rams
Ron Brooks	CB	Buffalo Bills
Morris Claiborne	CB	Dallas Cowboys
Jalen Collins	CB	Atlanta Falcons
La'El Collins	OL	Dallas Cowboys
Glenn Dorsey	DE	San Francisco 49ers
Ego Ferguson	DT	Chicago Bears
Jeremy Hill	RB	Cincinnati Bengals
Kenny Hilliard***	RB	Houston Texans
Danielle Hunter	DE	Minnesota Vikings
Tyson Jackson	DE	Atlanta Falcons
Ricky Jean Francois	DT	Washington Redskins
Donnie Jones	P	Philadelphia Eagles
Brandon LaFell*	WR	New England Patriots
Jarvis Landry	WR	Miami Dolphins
Bennie Logan	DT	Philadelphia Eagles
Craig Loston***	S	Jacksonville Jaguars
Terrence Magee***	RB	Baltimore Ravens
Ronald Martin	S	New York Jets
Tyrann Mathieu	DB	Arizona Cardinals
Danny McCray	S	Dallas Cowboys
Zach Mettenberger	QB	Tennessee Titans
Barkevious Mingo	LB	Cleveland Browns
Kevin Minter	LB	Arizona Cardinals
Connor Neighbors**	FB	Tennessee Titans
Patrick Peterson	CB	Arizona Cardinals
Rueben Randle	WR	New York Giants
Jermauria Rasco**	LB	Green Bay Packers
Eric Reid	S	San Francisco 49ers
Stevan Ridley*	RB	New York Jets
Perry Riley	LB	Washington Redskins
Russell Shepard	WR	Tampa Bay Buccaneers
Kelvin Sheppard	LB	Miami Dolphins
Tharold Simon	CB	Seattle Seahawks
Trai Turner	OG	Carolina Panthers
Spencer Ware***	RB	Kansas City Chiefs
Andrew Whitworth	OT	Cincinnati Bengals
Kyle Williams	DT	Buffalo Bills
Brad Wing	P	New York Giants
Al Woods	DT	Tennessee Titans
James Wright**	WR	Cincinnati Bengals

\*-Physically Unable to Perform

\*\* - Injured Reserve

\*\*\*-Practice Squad

Colleges with the Most Active NFL Players (Week 1 rosters)

1. LSU - 41

2. Miami - 37

3. USC - 35

t4. Alabama -34

t4. Georgia - 34

Charles McClendon tallied 137 in his tenure at LSU.

- Miles recorded 100 wins at LSU in only 126 games. It took McClendon 141 games to reach the historic milestone at LSU.
- In fact, Miles became the third-fastest coach in SEC history to reach 100 wins behind only Steve Spurrier (120 games) and Robert Neyland (121).
- With the win over Mississippi State in 2013, Miles became the quickest LSU coach to reach 90 victories doing so in 112 games. It took Charles McClendon 124 games to reach that milestone.
- Also the fastest coach in LSU history to 10 wins (11 games), 20 wins (24 games), 30 wins (35 games), 40 wins (48 games), 50 wins (63 games), 60 wins (76 games), 70 wins (87 games), and 80 wins (98 games) in school history
- With 10 or more wins seven times at LSU, Miles joined Bear Bryant (13 at Alabama), Steve Spurrier (9 at Florida), Philip Fulmer (9 at Tennessee), Mark Richt (9 at Georgia), Vince Dooley (7 at Georgia) and Nick Saban (7 at Alabama) as the only coaches in SEC history to have seven or more 10-win seasons at the same school.
- Led LSU to only 12-0 and 13-0 records in school history in 2011....Led LSU to first 11-0 start since 1958 in 2011.
- Led LSU to 10-1 start three times in a 6-year span from 2005-10 ('05, '07, '10)
- Only coach in LSU history to beat Auburn, Florida and Alabama in same season, and he's done it 3 times (2005, '07, '11)
- Only coach in LSU history to beat Florida and Tennessee in the reg. season during the same year; twice: 2010, '11.
- Became the first first-year coach in SEC history to lead team to league's title game (2005).
- Has 15 wins over coaches who have won national titles.
- Coached LSU to 10-plus wins in 4 straight seasons, a first at the school, and to seven overall (the most at the school).
- Only coach in LSU history to lead Tigers to three straight top five final rankings (2005, 2006, 2007).

### 13 Tigers Have Seen Their First Career Playing Time This Season

A total of 13 Tigers have seen the field for the first time this season, including 11 true freshmen: 1 **Donte Jackson** (KOR/CB), 2 **Kevin Toliver II** (CB), 3 **Tyron Johnson** (WR), 4 **Nick Brossette** (RB), 5 **Derrius Guice** (RB), 43 **Foster Moreau** (special teams), 47 **Bry'Kiethon Mouton** (FB), 49 **Arden Key** (DE), 64 **William Clapp** (OG), 66 **Toby Weathersby** (OL/special teams), 75 **Maea Teuhema** (OG), 78 **Garrett Brumfield** (OG) and 86 **Jazz Ferguson** (WR).

### 10 First-Time Starters

Ten LSU players have made their first career starts this season (5 on offense, 5 on defense). TE **Foster Moreau** and LB **Donnie Alexander** were the latest to add their names to the list. Moreau started in LSU's 2 tight end set and Alexander was at Will linebacker in the win over Syracuse. In the season opener at Mississippi State, OG **Josh Boutte**, OG **William Clapp**, FB **John David Moore**, DE **Tashawn Bower**, DE **Lewis Neal**, Nickelback **Dwayne Thomas** and CB **Kevin Toliver II** all made the first start of their respective careers. Against Auburn, OG **Maea Teuhema** made his first start at left guard. Moreau, Toliver II and Teuhema are the only true freshmen to start this season for LSU. Here is a look at first-time starters in 2015:

Game	No. First-Time Starters (Players)
at #25 Mississippi State	7 (OG Boutte, OG Clapp, FB Moore, DE Bower, DE Neal, Nickel D. Thomas, CB Toliver II)
vs. #18 Auburn	1 (OG M. Teuhema)
at Syracuse	2 (LB D. Alexander, TE Moreau)

### LSU Features Three College Graduates on the Roster

Three current LSU players have already earned their undergraduate degree at the university. **Reid Ferguson**, **Brad Kragthorpe** and **Christian Pittman** graduated in spring 2015 and are seniors on the 2015 football squad. Ferguson earned his degree in sport administration, while Kragthorpe earned his degree in general business and Pittman graduated with a degree in sociology.

### LSU's Game Vs. McNeese Canceled, Ruled No Contest

LSU's original 2015 season opener against McNeese State on Sept. 5 was canceled and ruled no contest after bad weather, specifically lightning, refused to leave the area throughout the night. The Tigers and Cowboys played nearly five minutes of the first quarter before lightning chased the teams off the field at 6:50 p.m. CT. Nearly four hours later at 10:36 p.m., officials canceled the game. It will not be made up. The game is believed to be the first in LSU history to be canceled after play began (the original delay came with 10:08 left in the first quarter). Because the game was ruled no contest, the Mississippi State game will be considered the season opener.

### LSU: The SEC's Winningest Team Since 2005

LSU is the winningest program in the SEC since the start of **Les Miles'** tenure as head coach in 2005 as the Tigers have posted a 106-29 mark during that span. The 106 victories for LSU are eight better than Florida and Georgia, while the Tigers are also tops in final poll rankings. LSU is also fourth nationally in wins since 2005 behind only Boise State (116), Ohio State (114) and Oregon (108).

Team	W-L	Bowls	SEC Titles	Top 25
LSU	106-29	10	2	8
Florida	98-35	9	2	6
Georgia	98-38	10	1	7
Auburn	89-44	8	2	6
Alabama	89-27	10	3	7
South Carolina	86-47	9	0	4
Arkansas	71-59	6	0	3
Mississippi State	67-62	6	0	2

Tennessee	66-63	5	0	2
Ole Miss	62-66	5	0	3
Kentucky	56-72	5	0	0
Vanderbilt	53-73	4	0	2

#### Wins Since 2005 (Nationally)

Boise State	116
Ohio State	114
Oregon	108
<b>LSU</b>	<b>106</b>
Oklahoma	104
TCU	104
Southern Cal	101
Wisconsin	101
Florida	98
Georgia	98
Virginia Tech	97
Texas	95

#### LSU Leads All Colleges With 40 Players on NFL Rosters

LSU led all colleges with 40 players on NFL opening weekend rosters, the NFL announced at the conclusion of the first week of competition. The 40 active NFL players in week one put the Tigers ahead of Miami (37), USC (35), Alabama (34) and Georgia (34). LSU also led the NFL in number of defensive tackles with seven and defensive backs with 10.

#### LSU Is DBU

Since 2007, LSU leads the nation in number of defensive backs selected in the NFL Draft with 13. Alabama is the next closest with 12. The Tigers have produced a defensive back selection in eight of the last nine drafts. A total of 10 former LSU defensive backs are on current NFL rosters after Week 1 of the 2015 NFL season, most of any college in the nation.

#### This Day vs. Night Thing In Tiger Stadium

The facts indicate that LSU plays better at night in Tiger Stadium than they do during the day. The numbers show that since 1960, LSU is 236-63-4 (.785) at night under the lights compared to a 33-25-3 (.566) mark in Tiger Stadium during the day. Since 2000, LSU is 93-14 (.869) overall at home, which includes a 70-8 (.897) mark at night in Tiger Stadium and a 23-6 (.793) record during the day. Prior to 2000, LSU had only won 10 games at home during the day in 32 tries. From 1960 to 1999, LSU posted a 10-19-3 (.359) record at home during the day. The following is a breakdown of LSU's night record, day record and overall record in Tiger Stadium since 1960:

Decade	Record at Night	Record during the day	Overall Tiger Stadium Record
1960-69	47-9-2	2-2-1	49-11-3
1970-79	51-12-1	1-2	52-14-1
1980-89	38-16-1	3-5-2	41-21-3
1990-99	30-18	4-10	34-28
2000-09	49-5	11-6	60-11
2010-15	21-3	12-0	33-3
<b>Totals</b>	<b>236-63-4</b>	<b>33-25-3</b>	<b>269-88-7</b>

#### Tiger Stadium Top 10 Attendances

No.	Att.	Opponent	Date	Results
<b>1.</b>	<b>102,321</b>	<b>Auburn</b>	<b>Sept. 19, 2015</b>	<b>Won, 45-21</b>
	102,321	Alabama	Nov. 8, 2014	Lost, 20-13 (OT)
	102,321	Ole Miss	Oct. 25, 2014	Won, 10-7
	102,321	Mississippi State	Sept. 20, 2014	Lost, 34-29
5.	101,987	New Mexico State	Sept. 27, 2014	Won, 63-7
6.	101,581	Kentucky	Oct. 18, 2014	Won, 41-3
7.	101,194	ULM	Sept. 13, 2014	Won, 31-0
8.	100,338	Sam Houston St.	Sept. 6, 2014	Won, 56-0
9.	93,374	Alabama	Nov. 3, 2012	Lost, 21-17
10.	93,129	Florida	Oct. 10, 2009	Lost, 13-3

**BOLD** indicates current season.

#### SPECIAL TEAMS TDs UNDER MILES

LSU has recorded 23 special teams touchdown under **Les Miles**, including most recently when Tre'Davious White returned a punt 69 yards for a touchdown at Syracuse in 2015. LSU has scored at least one special teams touchdown in all 11 seasons under Miles. LSU is 20-2 in games when scoring a special teams touchdown. The following is a breakdown of LSU's special teams touchdowns under Miles:

**2015, Syracuse** Tre'Davious White 69-yard punt return  
*LSU def. Syracuse, 34-24*

**2014, Notre Dame** Leonard Fournette 100-yard kickoff return  
*LSU lost to Notre Dame, 31-28*

**2014, Kentucky** Tre'Davious White 67-yard punt return  
*LSU def. Kentucky, 41-3*

**2013, UAB** Odell Beckham Jr. 100-yard missed field goal return  
*LSU def. UAB, 56-17*

**2012, Ole Miss** Odell Beckham Jr. 89-yard punt return  
*LSU def. Ole Miss, 41-35*

**2012, North Texas** Odell Beckham Jr. 70-yard punt return  
*LSU def. North Texas, 41-14*

**2011, Georgia** Tyrann Mathieu 62-yard punt return  
*LSU def. Georgia, 42-10*

**2011, Arkansas** Tyrann Mathieu 92-yard punt return  
*LSU def. Arkansas, 41-17*

**2011, West Virginia** Morris Claiborne 99-yard kickoff return  
*LSU def. West Virginia, 47-21*

**2011, Oregon** Tyrann Mathieu 3-yard return of a fumbled punt  
*LSU def. Oregon, 40-27*

**2010, North Carolina** Patrick Peterson 87-yard punt return  
*LSU def. North Carolina, 30-24*

**2010, West Virginia** Patrick Peterson 60-yard punt return  
*LSU def. West Virginia, 20-14*

**2009, Miss. State** Chad Jones 93-yard punt return  
*LSU def. Miss. State, 30-26*

**2009, Ole Miss** Patrick Peterson 53-yard return of a blocked FG  
*LSU lost to Ole Miss, 25-23*

**2009, Arkansas** Trindon Holliday 87-yard punt return  
*LSU def. Arkansas, 33-30 (OT)*

**2008, North Texas** Trindon Holliday 92-yard punt return  
*LSU def. North Texas, 41-3*

**2007, South Carolina** Colt David 15-yard run on fake field goal  
*LSU def. South Carolina, 28-16*

**2007, Ole Miss** Trindon Holliday 98-yard kickoff return  
*LSU def. Ole Miss, 41-24*

**2006, Fresno State** Craig Davis 77-yard punt return  
*LSU def. Fresno State, 34-6*

**2006, Arkansas** Trindon Holliday 92-yard kickoff return  
*LSU def. Arkansas, 31-26*

**2005, Arizona State** Mario Stevenson 55-yard return of a blocked FG  
*LSU def. Arizona State, 35-31*

**2005, Arizona State** Craig Steltz 29-yard return of a blocked punt  
*LSU def. Arizona State, 35-31*

**2005, Auburn** Skyler Green 66-yard punt return  
*LSU def. Auburn, 20-17 (OT)*

# WE ARE LSU

## FORBES RANKS LSU TOP 5

In Forbes Magazine's latest study in 2014, LSU was ranked as the nation's fifth-most valuable football team with a worth of \$103 million. Forbes ranked LSU as the fourth-most valuable football franchise in 2012 and 2013, clearly stating LSU is one of college football's most valuable teams.

Of LSU, Forbes said, "we apply the heaviest weight to money that goes towards academic programming, which includes both football scholarships and direct contributions to university initiatives like a library fund or non-athletic scholarship programs. A shining example of this is LSU, which last year contributed over \$7 million to academic programming."

Forbes said in its report that "athletic value, which is next in the weighting order, is the remaining football profit that goes toward supporting non-revenue sports like softball and soccer. The final two areas, conference and community, are comprised of money earned from playing in bowl games and the economic impact generated by home football games, respectively."

LSU set a school-record for attendance in 2014 as the Tigers averaged 101,723 fans for the seven home games. Overall, LSU drew a total of 712,063 fans to Tiger Stadium in 2014, the most combined fans for home games in school history.

## LSU ATHLETICS TRANSFERS \$10 MILLION TO UNIVERSITY

The LSU Athletic Department will transfer over \$10 million this fiscal year to other components of the university for use in supporting LSU's academic, research, public service and other missions, Vice Chancellor and Director of Athletics Joe Alleva announced in August.

"Our athletic department is sincerely committed to supporting the academic mission of the university, and we're extremely proud to transfer over \$10 million this year," Alleva said. "These funds provide vital resources for our students, faculty and staff, and they help to sustain LSU as one of the top research institutions in the country."

The athletic department has contributed a total of \$43.5 million to the LSU-Baton Rouge campus over the past five fiscal years.

Beginning in 2012, the athletic department has annually presented \$7.2 million to the university in accordance with the Athletics Fund Transfer Policy approved by the LSU Board of Supervisors. The policy states that in years in which LSU Athletics yields a surplus, a portion of the surplus in addition to the \$7.2 million may be provided to the university.

The surplus produced by the athletic department in fiscal year 2014-15 will allow an additional \$2.85 million to be channeled to the university, creating a total fund transfer this year of \$10.05 million.

## LSU ATHLETICS ON ELITE LIST

When LSU advanced to the College World Series in June they added the school's name to an elite list of universities that have played in a bowl game, reached the NCAA Tournament in both men's and women's basketball and advanced to the College World Series in both softball and baseball in the same athletic season.

LSU became only the third school to do it, joining Florida State and Texas. Florida State was the first to pull the rare accomplishment, doing so in 1991. Texas did it in back-to-back years in 2004 and 2005. It had been 10 years since a school last pulled the rarity until the Tigers beat Louisiana-Lafayette to earn the school's 17th appearance in the College World Series in Omaha over the summer.

LSU is also the only school in the history of the Southeastern Conference to pull this accomplishment.

The 2014-15 athletic year saw the LSU football team play in the Music City Bowl, the LSU men's and women's basketball teams both were participants in the NCAA Basketball Tournament in March and the LSU softball team tied for third at the Women's College World Series in Oklahoma City.

## LSU ONE OF JUST 24 ATHLETIC DEPARTMENTS TO TURN PROFIT IN 2014

According to a new report from the NCAA, LSU is one of only 24 university athletic departments across the country in the NCAA Football Bowl Subdivision turned a profit last year. The LSU athletic department is completely self-sufficient and receives no subsidies from the state or the institution meaning it operates with no tax dollars or student fees.

LSU Athletics spent a total of \$127.6 million last year and brought in revenues of \$133.7 million, ending the year with a profit of about \$6.1 million.

According to the NCAA report, the average FBS school spent \$14.7 million to help subsidize its athletic department last year, up from an average of \$11 million in 2013. In August, the LSU Athletic Department announced it will transfer a little over \$10 million this fiscal year to support LSU's academic, research, public service and other missions at the flagship campus in Baton Rouge. The transfer brings to \$43.5 million the total amount the athletic department has given to the university over the past five years—surpassing a goal set in 2012 to give \$36 million over five years.

## LSU RANKED IN TOP TIER OF U.S. NEWS & WORLD REPORT'S 2016 RANKINGS

In U.S. News & World Report's 2016 edition of Best Colleges, LSU is ranked in the top tier for "Best National Universities" for the eighth straight year and is ranked 62nd overall among public universities.

"LSU has consistently been ranked in the top tier of the best national universities, and our graduates show that LSU is among the nation's best values in higher education," said LSU President F. King Alexander. "The real value of a university can be seen in such measures as tuition rates, levels of student indebtedness and career outcomes, and these are the important measures that parents and potential students need when making their college decisions."

LSU provides students with a great start to their careers by helping to ensure they graduate with little-to-no debt, and, according to Payscale.com's 2015-16 College Salary Report, the average starting salaries of LSU graduates is \$50,400, placing the university 18th in the nation among its 50 public flagship peers.

"Among our SEC peers, LSU is the third highest in starting career salaries and first in least amount of student debt," Alexander said. "At LSU, we are committed to providing exceptional, affordable and accessible higher education, and sharing these types of student outcomes in as transparent a manner as possible."

In the 2016 edition of U.S. News & World Report's Best Colleges, LSU's ranking in the "Best National Universities" category moved up to 129 overall and is tied with five other schools: Arizona State University, University at Albany-SUNY, University of Arkansas, University of Illinois-Chicago and University of Kentucky.

The university also appeared on U.S. News & World Report's list of "A-Plus Schools for B Students," and both the LSU E. J. Ourso College of Business and LSU College of Engineering undergraduate programs are ranked in the top 50 among public universities. Engineering is ranked 49th in the Best Undergraduate Engineering Programs, and business is ranked 50th in the Best Undergraduate Business Programs.

LSU's value isn't limited to the flagship campus. In "Payback Picture" rankings for National Liberal Arts Colleges, U.S. News & World Report lists LSU of Alexandria among the schools whose students finish college with the least amount of debt. LSUA's students ranked second on the list of least debt with an average of \$10,114.



LSU's 20-Plus Yards Play Breakdown

<b>BY PLAY</b>	
Pass.....	4
Rush.....	12
TOTAL.....	16

BY GAME

vs. Mississippi State.....	4
vs. Auburn.....	7
vs. Syracuse.....	5

BY QUARTER

1st .....	6
2nd .....	2
3rd .....	6
4th.....	2

RUSHING

Leonard Fournette.....	9
Brandon Harris.....	2
Derrius Guice.....	1

PASSING

Brandon Harris.....	4
---------------------	---

RECEIVING

Malachi Dupre .....	2
Travin Dural .....	1
DeSean Smith.....	1

20 OR MORE YARD TOUCHDOWNS

Leonard Fournette.....	4
------------------------	---

LSU's 20-Plus Yards Plays of 2015

Yards	Type	Player	Opponent	Qtr.
71	Run	Leonard Fournette	AU	1
62	Run	Leonard Fournette	SU	3*
51	Pass	Travin Dural from Brandon Harris	SU	4
48	Run	Leonard Fournette	SU	1
42	Pass	Malachi Dupre from Brandon Harris	SU	3
40	Run	Leonard Fournette	AU	2*
33	Run	Brandon Harris	AU	2
30	Run	Leonard Fournette	SU	4
29	Run	Leonard Fournette	AU	3*
29	Run	Derrius Guice	AU	3
27	Run	Brandon Harris	AU	1
26	Run	Leonard Fournette	MSU	1*
23	Pass	DeSean Smith from Brandon Harris	MSU	1
20	Pass	Malachi Dupre from Brandon Harris	MSU	1
20	Run	Leonard Fournette	AU	3
20	Run	Leonard Fournette	MSU	3

*\*Denotes play resulted in touchdown.*

GAME-BY-GAME NOTABLES

Opponent	Captains	Coin Toss	Kickoff/Receive	LSU 1st Poss.	Game Time (CT)	Game Length	Jerseys	Result
at Mississippi State	Alexander, Hawkins, Jones, Beckwith, Keehn, Riley	Won	Kickoff	Punt	8:20 p.m.	3:30	White	W, 21-19
Auburn	Pocic, Gordon, Fournette, White, LaCouture, Jefferson	Lost	Receive	Touchdown	2:39 p.m.	3:13	White	W, 45-21
at Syracuse	Adams, Domingue, Dural, Neal, Pocic, Riley	Won	Kickoff	Punt	11:01 a.m.	3:43	White	W, 34-24



# 7 LEONARD FOURNETTE

**RUNNING BACK**  
6-1 • 230 • So.-1L  
New Orleans, La. (St. Augustine HS)

## FOURNETTE'S HONORS

### 2015

- 2015 Walter Camp National Offensive Player of the Week (vs. Auburn)
- 2015 FWAA National Offensive Player of the Week (vs. Auburn)
- 2015 Maxwell Award National Player of the Week (vs. Auburn)
- 2015 SEC Offensive Player of the Week (at Mississippi State, vs. Auburn, at Syracuse)

### 2014

- 2014 All-SEC Freshman Team
- 2014 SEC Freshman of the Week (at Florida, vs. Ole Miss, at Texas A&M)
- 2014 Athlon Sports National Freshman of the Week (vs. Ole Miss)

## FOURNETTE'S CAREER STATISTICS

	RUSHING				RECEIVING			KICKOFF RETURNS		
	ATT	YDS	AVG.	TD	REC.	YDS	TD	NO.	YDS	TD
2014 Fr.	187	1,034	5.5	10	7	127	0	24	625	1
2015 So.	73	631	8.6	8	2	16	0	0	0	0
<b>TOTALS</b>	<b>260</b>	<b>1,665</b>	<b>18</b>	<b>6.5</b>	<b>9</b>	<b>143</b>	<b>0</b>	<b>24</b>	<b>625</b>	<b>1</b>

## FOURNETTE'S 2015 BIO

Fournette's 631 rushing yards are the most by an LSU player through three games in school history and the most by any FBS player through three games since at least 2000 ... Is the first player in LSU history to record eight rushing TDs in the first three games of the season and only the second to reach at least eight TDs through three games (Dalton Hilliard had 4 rush, 4 rec. TDs in 1982) ... He is the first LSU player to rush for 200-plus yards in back-to-back games ... Became the fastest player in LSU history to reach the 500-yard and 600-yard rushing mark, doing it in three games ... Became the third LSU player to rush for at least 100 yards in the first three games of a season, joining Charles Alexander (1977, 1978) and Charles Scott (2008) ... Has five straight 100-yard rushing games, eight total in his career ... His five straight 100-yard games is tied with Kevin Faulk for second-most in LSU history ... LSU is 7-1 when Fournette rushes for 100-plus yards ... With two 200-yard rushing games, Fournette joins Faulk (4) and Alexander (2) as the only Tigers with multiple 200-yard rushing performances ... His 387 rushing yards was the most by an LSU player thru 2 games ... Averaged 12.0 yards per carry against Auburn, a school-record for a back with at least 15 attempts in a game ... His 28 carries at Mississippi State were the most by an LSU player in a season-opener since 1985 when Dalton Hilliard had 31 carries for 148 yards in win over North Carolina ... One of the top players in college football and he's just a sophomore ... Already listed among Heisman Trophy candidates for 2015.





## CAREER GAME-BY-GAME RUSHING STATS

2015 SEASON	ATT	GAIN	LOSS	NET	TD	LONG
at #25 Mississippi State	28	163	4	159	3	26
#18 Auburn	19	228	0	228	3	71
at Syracuse	26	261	17	244	2	62
<b>TOTALS</b>	<b>73</b>	<b>652</b>	<b>21</b>	<b>631</b>	<b>8</b>	<b>71</b>

2014 SEASON	ATT	GAIN	LOSS	NET	TD	LONG
vs. #14 Wisconsin	8	21	3	18	0	5
Sam Houston State	13	92	0	92	1	40
Louisiana-Monroe	10	54	2	52	1	24
Mississippi State	7	38	0	38	0	20
New Mexico State	18	122	0	122	2	17
at #5 Auburn	10	45	3	42	0	10
at Florida	27	143	3	140	2	20
Kentucky	15	43	3	40	1	11
#3 Ole Miss	23	113	0	113	0	22
#4 Alabama	21	79	0	79	0	13
at Arkansas	5	9	0	9	0	4
at Texas A&M	19	146	0	146	1	46
vs. Notre Dame	11	144	1	143	2	89
<b>TOTALS</b>	<b>187</b>	<b>1,049</b>	<b>15</b>	<b>1,034</b>	<b>10</b>	<b>89</b>

## LSU CAREER RUSHING YARDS LEADERS

RANK	NAME (YEARS)	TOTAL YARDS
1.	Kevin Faulk (1995-98)	4,557
2.	Dalton Hilliard (1982-85)	4,050
3.	Charles Alexander (1975-78)	4,035
4.	Harvey Williams (1986-90)	2,860
5.	Joseph Addai (2001-05)	2,576
6.	Terry Robiskie (1973-76)	2,517
7.	Charles Scott (2006-09)	2,317
8.	Rondell Mealey (1996-99)	2,238
9.	Garry James (1982-85)	2,217
10.	Brad Davis (1972-74)	2,165
11.	Jeremy Hill (2012-13)	2,156
12.	LaBrandon Toefield (2000-02)	2,149
13.	Domanick Davis (1999-02)	2,056
14.	Justin Vincent (2003-06)	2,021
15.	Billy Cannon (1957-59)	1,867
16.	Eddie Fuller (1986-89)	1,816
17.	Jacob Hester (2004-07)	1,780
18.	Keiland Williams (2006-09)	1,699
19.	Leonard Fournette (2014-present)	1,665

## MOST RUSHING YARDS THROUGH THE FIRST THREE GAMES OF A SEASON IN LSU HISTORY

NAME (SEASON)	YARDS (ATT.)
<b>Leonard Fournette (2015)</b>	<b>631 (73)</b>
Kevin Faulk (1998)	446 (51)
Charles Alexander (1977)	442 (71)
Charles Alexander (1978)	411 (87)
Cecil Collins (1997)	404 (49)

## MOST RUSHING YARDS THROUGH THE FIRST FOUR GAMES OF A SEASON IN LSU HISTORY

NAME (SEASON)	YARDS (ATT.)
Charles Alexander (1977)	625 (97)
Cecil Collins (1997)	583 (69)
Charles Alexander (1978)	567 (127)
Kevin Faulk (1998)	534 (68)
Kevin Faulk (1996)	513 (77)

## WHAT THEY'RE SAYING ABOUT LEONARD FOURNETTE

**KIRK HERBSTREIT**, ESPN (radio interview on 9/23/15)  
 "He looked like a raging bull when he ran. He almost looked like a guy playing little league football who was bigger and stronger and badder than everyone else."

**ANDY STAPLES**, Sports Illustrated (9/19/15)  
 "Leonard Fournette is the beast of all beasts in college football this year. He has the best skill set of any running back...Don't make him mad. You won't like him when he's angry."

**PETER BURNS**, SEC Network (9/19/15 on Twitter)  
 @PeterBurnsESPN: Leonard Fournette is like a cannonball of aggression. #LSU

**TONY BARNHART**, SEC Network Writer/Broadcaster (9/19/15 on Twitter)  
 @MrCFB: I never compare anybody to Herschel Walker but... Leonard Fournette....wow

**SCOTT SHAFER**, Syracuse Head Coach (9/22/15)  
 "I think this kid is the best tailback, in my 26 years (of coaching)."

**TYRANN MATHIEU**, former LSU All-American and current Arizona Cardinals DB (9/26/15)  
 @Mathieu\_Era: I woke up today wanting to put that #7 on one more time!!! @\_fournette young boy I'm living through you today!!!

**PAT FORDE**, Yahoo! Sports (9/26/15 on Twitter)  
 @YahooForde: Leonard Fournette ain't fair. He's so good.



## BY THE NUMBERS

**102,321**

new stadium capacity after the south end zone project finished in summer of 2014. Also the largest crowd in Tiger Stadium history four times.

**1,500**

old dorm rooms below the east and west stands

**.727**

winning percentage after 567 home games (403-146-18)

**89**

89-yard punt return by Billy Cannon to beat Ole Miss on Halloween Night in 1959

**92<sup>nd</sup>**

year of LSU football in Tiger Stadium dating back to 1924

**8**

times the crowd has exceeded 100,000 for a game

**428**

windows replaced on the North End of the stadium prior to the 2012 season

**70-8**

Saturday night record since 2000

**63-9**

home record under head coach Les Miles

**15**

undefeated home seasons, including four under Les Miles

**10**

trips by the "ESPN College GameDay" crew

**6<sup>th</sup>**

largest on-campus stadium in the nation (102,321)

**7**

times named the toughest place in the nation to play a road game by national media outlets

**1**

win over a No. 1 ranked team (def. Florida, 28-21, in 1997)

# Tiger Stadium

## COLLEGE FOOTBALL'S ULTIMATE SETTING



## "THE SCARIEST PLACE TO PLAY IN AMERICA"

- ESPN.COM, ESPN COLLEGE FOOTBALL LIVE

### Notables

- LSU began playing football in Tiger Stadium in 1924 and is currently in its 92nd year in the venerable stadium. This season marks the 85th year LSU has played under the lights in Death Valley. The Tigers defeated Spring Hill, 35-0, on Oct. 3, 1931 in the first night game in the stadium's history.
- Head coach **Les Miles** is 45-4 in Saturday Night home games. The only losses were to two top-ranked teams -- No. 1 Florida on Oct. 10, 2009 and No. 1 Alabama on Nov. 3, 2012 -- to another that became No. 1 in Mississippi State on Sept. 20, 2014 and to No. 5 Alabama on Nov. 8, 2014. LSU's last non-conference home loss was to UAB on Sept. 23, 2000.
- Since national attendance figures began being kept in 1957, LSU has finished in the nation's top 10 in average attendance in 51 of the past 58 seasons.
- Since 1960, LSU owns a stellar 236-63-4 (.785) record in traditional Tiger Stadium night games. The Tigers are 33-25-3 (.566) at home during the day in that span.
- LSU has won 40 consecutive home games over non-conference opponents. **Les Miles** is 31-0 in non-conference home games.

### Quotables

"I'm not sure what it was like to walk into the Coliseum, but I bet it was something like this. The best place in the world to watch a sporting event."

- **Wright Thompson, ESPN Senior Writer**

"Dark. That combined with Tiger Stadium on a Saturday night is something loud, strange and holy. There is noise everywhere in stadiums from Eugene to Tuscaloosa. Only in Baton Rouge is there a living, breathing being lurking in its grand, old stadium."

- **Dennis Dodd, CBSSports.com**

"Best stadium -- Tiger Stadium, LSU. The pregame festivities, the deafening noise -- there's no other place like it."

- **Matt Hayes, Sporting News**

"Death Valley is the pound-for-pound king of noise in college football. The place is just mind-numbingly loud for a ridiculous amount of time."

- **Bruce Feldman, FoxSports.com**

"For three hours on Saturday night, I don't know that there has ever been an atmosphere in sports that I've been a part of that was as memorable to me. When you're there, you don't want to miss anything."

- **Scott Van Pelt, ESPN**



# LSU Tigers Depth Chart

## OFFENSE

X	15	Malachi Dupre	6-3	190	So.-1L
	9	John Diarse	6-1	209	So.-1L
	82	D.J. Chark	6-2	186	So.-SQ
	3	Tyron Johnson	6-1	189	Fr.-HS
LT	65	Jerald Hawkins	6-6	305	Jr.-2L
	63	K.J. Malone	6-4	298	So.-1L
LG -or-	75	Maea Teuhema	6-5	327	Fr.-HS
	64	William Clapp	6-5	303	Fr.-RS
	63	K.J. Malone	6-4	298	So.-1L
C	77	Ethan Pocic	6-7	309	Jr.-2L
	72	Andy Dodd	6-4	319	So.-1L
RG -or-	64	William Clapp	6-5	303	Fr.-RS
	76	Josh Boutte	6-5	342	Jr.-1L
	78	Garrett Brumfield	6-3	309	Fr.-RS
RT	74	Vadal Alexander	6-6	320	Sr.-3L
	66	Toby Weathersby	6-5	303	Fr.-HS
	70	George Brown Jr.	6-6	283	Fr.-HS
TE	85	Dillon Gordon	6-5	308	Sr.-3L
	81	Colin Jeter	6-7	244	Jr.-1L
	89	DeSean Smith	6-5	243	Jr.-2L
	84	Foster Moreau	6-5	261	Fr.-HS
Z	83	Travin Dural	6-2	203	Jr.-2L
	9	John Diarse	6-1	209	So.-1L
	8	Trey Quinn	6-0	197	So.-1L
QB	6	Brandon Harris	6-3	206	So.-1L
	10	Anthony Jennings	6-2	216	Jr.-2L
	12	Justin McMillan	6-2	193	Fr.-HS
RB	7	Leonard Fournette	6-1	230	So.-1L
	34	Darrel Williams	6-0	232	So.-1L
	5	Derrius Guice	5-11	222	Fr.-HS
	4	Nick Brossette	6-0	218	Fr.-HS
	27	Lanard Fournette	5-10	187	Fr.-HS
FB	44	John David Moore	6-4	235	So.-1L
	47	Bry'Kiethon Mouton	6-1	255	Fr.-HS
	41	David Ducre	6-0	238	Fr.-HS
	32	Tony Upchurch	6-1	241	Fr.-RS

## DEFENSE

DE	92	Lewis Neal	6-2	264	Jr.-2L
	58	Sione Teuhema	6-4	251	So.-1L
	98	Deondre Clark	6-4	253	So.-1L
	94	Isaiah Washington	6-4	241	Fr.-HS
DT	57	Davon Godchaux	6-4	293	So.-1L
	97	Frank Herron	6-4	289	So.-SQ
	95	Quentin Thomas	6-4	313	Sr.-2L
DT	91	Christian LaCouture	6-5	307	Jr.-2L
	99	Greg Gilmore	6-4	313	So.-SQ
	95	Quentin Thomas	6-4	313	Sr.-2L
DE	46	Tashawn Bower	6-5	240	Jr.-2L
	49	Arden Key	6-6	231	Fr.-HS
	93	M.J. Patterson	6-3	223	So.-SQ
Sam	11	Lamar Louis	5-11	232	Sr.-3L
	40	Duke Riley	6-0	227	Jr.-2L
Mike	52	Kendell Beckwith	6-2	252	Jr.-2L
	22	Ronnie Feist	6-1	234	Jr.-2L
Will	45	Deion Jones	6-1	227	Sr.-3L
	48	Donnie Alexander	6-1	215	So.-1L
	35	Devin Voorhies	6-1	216	So.-1L
CB -or-	13	Dwayne Thomas	6-0	186	Jr.-2L
	2	Kevin Toliver II	6-2	197	Fr.-HS
	24	Ed Paris	6-1	210	So.-1L
FS	29	Rickey Jefferson	6-0	207	Jr.-2L
	23	Corey Thompson	6-2	221	Jr.-2L
SS	33	Jamal Adams	6-1	211	So.-1L
	26	John Battle	6-1	194	So.-SQ
CB	18	Tre'Davious White	5-11	191	Jr.-2L
	1	Donte Jackson	5-11	167	Fr.-HS
	39	Russell Gage	6-0	182	So.-SQ

## PRONUNCIATIONS

Players		
74	Vadal Alexander vuh-Dall	OT
4	Nick Brossette bro-Sett	RB
76	Josh Boutte Boo-tay	OG
46	Tashawn Bower tuh-Shawn	DE
42	Colby Delahoussaye Dell-uh-hoos-ee	PK
9	John Diarse Dee-arse	WR
14	Trent Domingue Doe-mang	PK
41	David Ducre Doo-cree	FB
15	Malachi Dupre Mal-uh-kye Doo-pree	WR
83	Travin Dural Tray-vin	WR
27	Lanard Fournette luh-Nard	RB
22	Ronnie Feist Feast	LB
57	Davon Godchaux duh-Von God-chaw	DT
5	Derrius Guice Gice (Rhymes with "Dice")	RB
97	Frank Herron Hair-un	DT
91	Christian LaCouture Lock-uh-chur	DT
47	Bry'Kiethon Mouton Bry-keeth-un Moo-tawn	FB
77	Ethan Pocic Poe-sick	C
75	Maea Teuhema My-uh Tuh-hoo-muh	OG
58	Sione Teuhema See-oh-nee Tuh-hoo-muh	DE
18	Tre'Davious White truh-Day-vee-us	CB
Coaches		
	Bradley Dale Peveto Pea-vuh-toe	ST
	Ed Orgeron Or-zhure-ahn	DL

## SPECIAL TEAMS

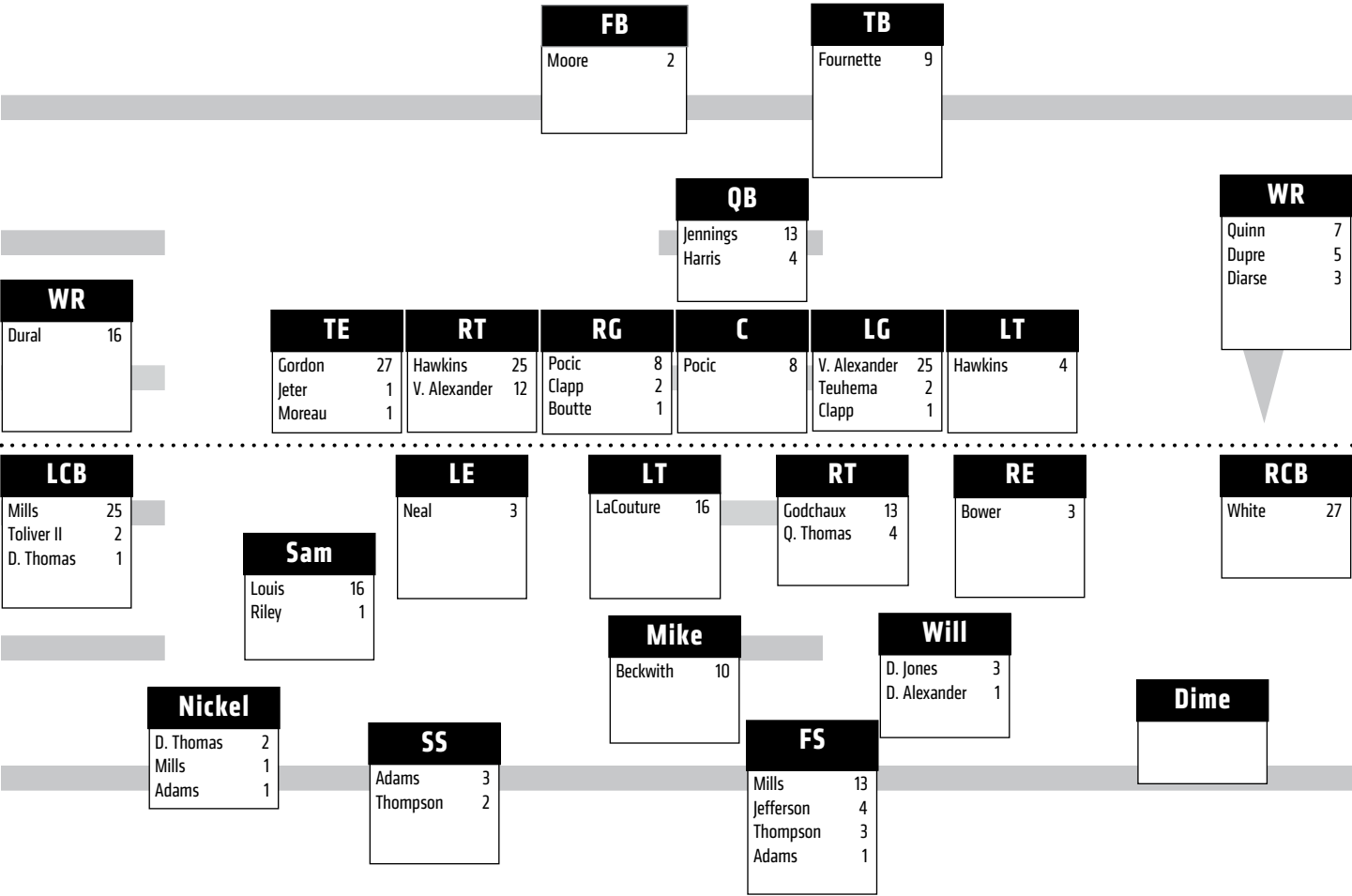
PK	14	Trent Domingue	6-2	170	Jr.-1L
	42	Colby Delahoussaye	5-9	182	Jr.-2L
KO	14	Trent Domingue	6-2	170	Jr.-1L
	36	Cameron Gamble	5-10	197	So.-1L
PR	18	Tre'Davious White	5-11	191	Jr.-2L
	33	Jamal Adams	6-0	211	So.-1L
KOR	1	Donte Jackson	5-11	167	Fr.-HS
	34	Darrel Williams	6-0	232	So.-1L
	7	Leonard Fournette	6-1	230	So.-1L
	5	Derrius Guice	5-11	222	Fr.-HS

P	38	Jamie Keehn	6-5	231	Sr.-3L
	31	Josh Growden	6-2	197	Fr.-HS
SNP	50	Reid Ferguson	6-2	244	Sr.-3L
	53	Blake Ferguson	6-3	221	Fr.-HS
HOLD	16	Brad Kragthorpe	6-0	202	Sr.-1L
	38	Jamie Keehn	6-5	231	Sr.-3L

## LOCATION OF COACHES

On The Field	
Les Miles, head coach	
Frank Wilson, running backs	
Steve Ensminger, tight ends	
Ed Orgeron, defensive line	
Tony Ball, wide receivers	
Bradley Dale Peveto, special teams/LBs	
Corey Raymond, defensive backs	
Jeff Grimes, offensive line	
In The Press Box	
Kevin Steele, defensive coordinator	
Cam Cameron, offensive coordinator	

CAREER STARTS/GAME-BY-GAME STARTERS



OFFENSIVE GAME-BY-GAME STARTERS

Game	X	Z	LT	LG	C	RG	RT	TE	FB	TB	QB
at Mississippi State	Dupre	Dural	Hawkins	Clapp	Pocic	Boutte	Alexander	Gordon	Moore	Fournette	Harris
Auburn	Dupre	Dural	Hawkins	Teuhema	Pocic	Clapp	Alexander	Gordon	Moore	Fournette	Harris
at Syracuse	Dupre	Dural	Hawkins	Teuhema	Pocic	Clapp	Alexander	Jeter	Moreau (2 TE)	Fournette	Harris
Eastern Michigan											
at South Carolina											
Florida											
Western Kentucky											
at Alabama											
Arkansas											
at Ole Miss											
Texas A&M											

DEFENSIVE GAME-BY-GAME STARTERS

Game	LE	LT	RT	RE	WILL	MIKE	SAM	LCB	RCB	SS	FS
at Mississippi State	Neal	LaCouture	Godchaux	Bower	Jones	Beckwith	D. Thomas (Nickel)	Toliver II	White	Adams	Jefferson
Auburn	Neal	LaCouture	Godchaux	Bower	Jones	Beckwith	D. Thomas (Nickel)	Toliver II	White	Adams	Jefferson
at Syracuse	Neal	LaCouture	Godchaux	Bower	D. Alexander	Beckwith	Louis	D. Thomas	White	Adams	Jefferson
Eastern Michigan											
at South Carolina											
Florida											
Western Kentucky											
at Alabama											
Arkansas											
at Ole Miss											
Texas A&M											

## THE LAST TIME LSU ... (ALL GAMES)

### Scoring

Scored 30 or more points .....	34 at Syracuse (9/26/15)
Scored 40 or more points .....	45 vs. Auburn (9/19/15)
Scored 50 or more points .....	63 vs. New Mexico State (9/27/14)
Scored 60 or more points .....	63 vs. New Mexico State (9/27/14)
Scored 70 or more points .....	70 vs. Arkansas State (10/12/90)

### Total Offense

Had more than 400 total yards .....	425 at Syracuse (9/26/15)
Had more than 450 total yards .....	485 vs. Auburn (9/19/15)
Had more than 500 total yards .....	563 vs. New Mexico State (9/27/14)
Had more than 550 total yards .....	563 vs. New Mexico State (9/27/14)
Had more than 600 total yards .....	672 vs. Furman (10/26/13)
Had more than 650 total yards .....	672 vs. Furman (10/26/13)
Had more than 700 total yards .....	746 vs. Rice (09/24/77)

### Rushing Offense

Rushed for 150 or more yards .....	268 at Syracuse (9/26/15)
Rushed for 200 or more yards .....	268 at Syracuse (9/26/15)
Rushed for 250 or more yards .....	268 at Syracuse (9/26/15)
Rushed for 300 or more yards .....	411 vs. Auburn (9/19/15)
Rushed for 350 or more yards .....	411 vs. Auburn (9/19/15)
Rushed for 400 or more yards .....	411 vs. Auburn (9/19/15)
Rushed for 425 or more yards .....	433 vs. Houston (09/07/96)
Rushed for 500 or more yards .....	503 vs. Oregon (10/22/77)

### Passing Offense

Passed for 250 or more yards .....	341 vs. Mississippi State (9/20/14)
Passed for 300 or more yards .....	341 vs. Mississippi State (9/20/14)
Passed for 350 or more yards .....	372 at Georgia (09/28/13)
Passed for 400 or more yards .....	444 vs. Illinois (01/01/02 - Sugar Bowl)
Passed for 450 or more yards .....	528 at Alabama (11/03/01)
Passed for 500 or more yards .....	528 at Alabama (11/03/01)

### Scoring Defense

Allowed 0 points .....	0 vs. ULM (9/13/14)
Allowed 3 or fewer points .....	3 vs. Kentucky (10/18/14)
Allowed 7 or fewer points .....	7 vs. Ole Miss (10/25/14)
Allowed 10 or fewer points .....	7 vs. Ole Miss (10/25/14)
Allowed 14 or fewer points .....	7 vs. Ole Miss (10/25/14)

### Total Defense

Allowed fewer than 75 total yards .....	70 vs. Louisiana-Lafayette (10/05/02)
Allowed fewer than 100 total yards .....	93 vs. ULM (9/13/14)
Allowed fewer than 125 total yards .....	93 vs. ULM (9/13/14)
Allowed fewer than 150 total yards .....	93 vs. ULM (9/13/14)
Allowed fewer than 175 total yards .....	93 vs. ULM (9/13/14)
Allowed fewer than 200 total yards .....	93 vs. ULM (9/13/14)
Allowed fewer than 225 total yards .....	217 vs. Kentucky (10/18/14)
Allowed fewer than 250 total yards .....	228 at Texas A&M (11/27/14)
Allowed fewer than 275 total yards .....	260 vs. Auburn (9/19/15)
Allowed fewer than 300 total yards .....	281 at Syracuse (9/26/15)

### Rushing Defense

Allowed 0 or fewer yards .....	-4 vs. Northwestern State (09/10/11)
Allowed 10 or fewer yards .....	-4 vs. Northwestern State (09/10/11)
Allowed 20 or fewer yards .....	16 vs. ULM (9/13/14)
Allowed 30 or fewer yards .....	16 vs. ULM (9/13/14)
Allowed 40 or fewer yards .....	16 vs. ULM (9/13/14)
Allowed 50 or fewer yards .....	43 at Mississippi State (09/12/15)
Allowed 60 or fewer yards .....	43 at Mississippi State (09/12/15)
Allowed 70 or fewer yards .....	43 at Mississippi State (09/12/15)
Allowed 80 or fewer yards .....	43 at Mississippi State (09/12/15)
Allowed 90 or fewer yards .....	43 at Mississippi State (09/12/15)
Allowed 100 or fewer yards .....	43 at Mississippi State (09/12/15)

## THE LAST TIME LSU ... (ALL GAMES)

### Passing Defense

Allowed 0 passing yards .....	0 vs. Alabama (11/06/71)
Allowed 50 or fewer yards .....	50 vs. Wisconsin (8/30/14)
Allowed 100 or fewer yards .....	100 vs. Auburn (9/19/15)
Allowed 150 or fewer yards .....	100 vs. Auburn (9/19/15)
Allowed 175 or fewer yards.....	154 at Syracuse (9/26/15)
Allowed 200 or fewer yards .....	154 at Syracuse (9/26/15)

### Individual Rushing

Had a player rush for 100 or more yards .....	244 by Leonard Fournette at Syracuse (9/26/15)
Had a player rush for 150 or more yards .....	244 by Leonard Fournette at Syracuse (9/26/15)
Had a player rush for 200 or more yards.....	244 by Leonard Fournette at Syracuse (9/26/15)
Had a player rush for 225 or more yards .....	244 by Leonard Fournette at Syracuse (9/26/15)
Had a player rush for 2 or more TDs .....	2 by Leonard Fournette at Syracuse (9/26/15)
Had a player rush for 3 or more TDs .....	3 by Leonard Fournette vs. Auburn (09/19/15)
Had a player rush for 4 or more TDs .....	4 by Domanick Davis vs. Illinois (01/01/02 - Sugar Bowl)
Had a player rush for 5 or more TDs .....	5 by Kevin Faulk at Kentucky (11/01/97)

### Individual Passing

Had a player pass for 200 or more yards.....	239 by Anthony Jennings vs. Wisconsin (8/30/14)
Had a player pass for 250 or more yards .....	328 by Zach Mettenberger vs. Furman (10/26/13)
Had a player pass for 300 or more yards.....	328 by Zach Mettenberger vs. Furman (10/26/13)
Had a player pass for 350 or more yards .....	372 by Zach Mettenberger at Georgia (09/28/13)
Had a player pass for 400 or more yards .....	444 by Rohan Davey vs. Illinois (01/01/02 - Sugar Bowl)
Had a player pass for 450 or more yards.....	528 by Rohan Davey at Alabama (11/03/01)
Had a player pass for 500 or more yards .....	528 by Rohan Davey at Alabama (11/03/01)
Had a player pass for 2 or more TDs .....	3 by Brandon Harris vs. New Mexico State (9/27/14)
Had a player pass for 3 or more TDs .....	3 by Brandon Harris vs. New Mexico State (9/27/14)
Had a player pass for 4 or more TDs.....	5 by Zach Mettenberger vs. UAB (09/07/13) - school record
Had a player complete 20 passes.....	25 by Zach Mettenberger at Mississippi State (10/05/13)
Had a player complete 25 passes .....	25 by Zach Mettenberger at Mississippi State (10/05/13)
Had a player complete 30 passes.....	31 by Rohan Davey vs. Illinois (01/01/02 - Sugar Bowl)
Had a player complete 35 passes .....	35 by Rohan Davey at Alabama (11/03/02)
Had a player complete 15 straight passes .....	17 by Rohan Davey vs. Arkansas-6 (11/26/99), vs. Western Carolina-11 (09/02/00)
.....	17 by Matt Mauck vs. Arizona-11 (09/06/03), vs. Western Illinois-6 (09/13/03)
Had a player throw 30 passes.....	33 by Zach Mettenberger at Ole Miss (10/19/13)
Had a player throw 35 passes.....	37 by Zach Mettenberger at Georgia (09/28/13)
Had a player throw 40 passes .....	47 by Matt Flynn vs. Arkansas (11/23/07)
Had a player throw 45 passes .....	47 by Matt Flynn vs. Arkansas (11/23/07)
Had a player throw 50 passes .....	53 by Rohan Davey vs. Illinois (01/01/02 - Sugar Bowl)

### Individual Receiving

Had a player with 9 or more receptions in a game .....	9 by Odell Beckham Jr. at Mississippi State (10/05/13)
Had a player with 10 or more receptions in a game.....	10 by Jarvis Landry at Georgia (09/28/13)
Had a player with 11 or more receptions in a game .....	12 by Brandon LaFell vs. Troy (11/15/08)
Had a player with 12 or more receptions in a game .....	12 by Brandon LaFell vs. Troy (11/15/08)
Had a player with 13 or more receptions in a game .....	14 by Josh Reed vs. Illinois (01/01/02 - Sugar Bowl)
Had a player with 14 or more receptions in a game .....	14 by Josh Reed vs. Illinois (01/01/02 - Sugar Bowl)
Had a player with 15 or more receptions in a game .....	19 by Josh Reed at Alabama (11/03/01)
Had a player receive 100 or more yards.....	124 by Travin Dural/120 by Malachi Dupre vs. Mississippi State (9/20/14)
Had a player receive 150 or more yards .....	151 by Travin Dural vs. Wisconsin (8/30/14)
Had a player receive 200 or more yards .....	204 by Odell Beckham Jr. vs. Furman (10/26/13)
Had a player receive 250 or more yards.....	293 by Josh Reed at Alabama (11/03/01)
Had a player receive for 2 or more TDs .....	2 by Malachi Dupre vs. Mississippi State (9/20/14)
Had a player receive for 3 or more TDs .....	3 by Travin Dural vs. Sam Houston State (9/6/14)
Had a player receive for 4 or more TDs .....	4 by Tony Moss vs. Ohio University (09/30/89)
Had a player receive for 5 or more TDs .....	5 by Carlos Carson vs. Rice (09/24/77)



## THE LAST TIME LSU ... (ALL GAMES)

### Games against Ranked Teams &

Beat a top 25 team .....	#18 Auburn, 45-21, in Baton Rouge (09/19/15)
Beat a top 10 team .....	#3 Ole Miss, 10-7, in Baton Rouge (10/25/14)
Beat a top 5 team .....	#3 Ole Miss, 10-7, in Baton Rouge (10/25/14)
Beat an FBS No. 1 team (AP or Coaches Poll) .....	#1 Ohio State, 38-24 (01/07/08 - BCS Championship Game)
Beat an FBS No. 1 team (AP or Coaches Poll) at home .....	#1 Florida, 28-21 (10/11/97)
Beat a ranked opponent at home .....	#18 Auburn, 45-21, in Baton Rouge (09/19/15)
Beat a ranked opponent on the road .....	#25 Mississippi State, 21-19, in Starkville, Mississippi (09/12/15)
Beat a ranked opponent at a neutral site .....	#14 Wisconsin, 28-24, in AdvoCare Texas Kickoff in Houston, Texas (8/30/14)
Beat back-to-back ranked opponents .....	#25 Mississippi State, 21-19, in Starkville, Mississippi (09/12/15) & #18 Auburn, 45-21, in Baton Rouge (09/19/15)
Beat a ranked team in three straight games .....	11/23/01 - 01/01/02 vs. #22 Arkansas, #24 Auburn, #2 Tennessee (SEC CG), #7 Illinois (Sugar Bowl)
Beat a ranked team in four straight games .....	11/23/01 - 01/01/02 vs. #22 Arkansas, #24 Auburn, #2 Tennessee (SEC CG), #7 Illinois (Sugar Bowl)
Lost to a ranked opponent at home .....	#5 Alabama, 20-13 OT (11/08/14)
Lost to a ranked opponent on the road .....	#5 Auburn, 41-7, in Auburn, Ala. (10/04/14)
Lost to a ranked opponent at a neutral site .....	#14 Clemson, 25-24, in Chick-fil-A Bowl (12/31/12)
Lost to an unranked opponent at home .....	Mississippi State, 34-29 (9/20/14)
Lost to an unranked opponent on the road .....	at Arkansas, 17-0 (11/15/14)

### Special Situations

Won on the last play of the game .....	at #2 Alabama (9-6, 11/05/11); Drew Alleman 25-yard field goal in overtime
Lost on the last play of the game .....	vs. Notre Dame, 31-28, in Music City Bowl (12/30/15); field goal as time expired
Came back and won from 10 or more down in 4th quarter .....	vs. #14 Wisconsin, 28-24 (8/30/14); down 24-13 entering 4th quarter
Lost when leading by 10 or more in 4th quarter .....	#14 Clemson, 25-24 in Chick-fil-A Bowl (12/31/12); led 24-13 entering fourth quarter
Lost when leading by 20 points of more .....	Tennessee, 30-27 OT (09/26/05); led 21-0 at halftime
Scored on the first play from scrimmage .....	Travin Dural (94-yard pass from QB Anthony Jennings) vs. Sam Houston State (9/6/14)
A QB caught a pass on a designed play .....	Matt Flynn (35-yards from WR Early Doucet) at Alabama (11/03/07)
A RB threw a TD pass on a designated play .....	Spencer Ware (39 yards to Rueben Randle for a TD) at Auburn (10/23/10)
Had two RB rush for at least 100 yards each .....	Jeremy Hill (143 yds) and Terrence Magee (108 yds) vs. Furman (10/25/13)

### Returns/Special Teams/Defense

Returned a KO for a TD .....	Leonard Fournette, 100 yards vs. Notre Dame (12/30/14- Music City Bowl)
Returned a Punt for a TD .....	Tre'Davious White, 69 yards at Syracuse (9/26/15)
Returned an INT for a TD .....	Kendell Beckwith (29 yards) vs. New Mexico State (9/27/14)
Returned 2 INTs for TDs .....	Ronald Martin (45 yards) & Lavar Edwards (23 yards) vs. Idaho (09/15/12)
Returned 3 INTs for TDs .....	3 vs. Arkansas State (C. Raymond, D. Walkup, C. Buckels) (10/12/91)
Recovered a fumble in endzone for a TD .....	Kevin Minter at Ole Miss (11/19/11)
Returned a fumble for a TD .....	Danielle Hunter, 25-yard fumble recovery and return vs. Mississippi State (9/20/14)
Scored two defensive TDs in a game .....	2 vs. UL-Monroe (R. Brooks, INT; L. Edwards, FUM) (11/13/10)
Faked a field goal for a touchdown .....	Colt David (kicker), 15-yard run (09/22/07 vs. South Carolina)
Faked a punt for a first down .....	Kendell Beckwith, 5-yard run in third quarter vs. Wisconsin (8/30/14)
Faked a field goal for a first down .....	Josh Jasper, 5-yard run in 4th quarter (10/09/10 at Florida)
A player kicked the PAT after scoring the TD .....	Colt David vs. South Carolina (09/22/07)
Blocked a FG .....	Ego Ferguson, 29-yard Andrew Ritter attempt in fourth quarter at Ole Miss (10/19/13)
Returned a blocked FG for a TD .....	Patrick Peterson, 53 yards on the block of Ole Miss' 47-yard FG attempt (11/21/09)
Blocked a PAT (kick) .....	Mark Roman, attempt by Seth Hanson (10/17/98 vs. Kentucky)
Returned a PAT for a Defensive Extra Point .....	Mark Roman, kick attempt by Seth Hanson (10/17/98 vs. Kentucky)
Blocked a punt .....	Daniel Graff vs. Tulane (10/31/09)
Blocked a punt for a safety .....	Jarvis Green, on an Andy Smith punt (10/16/99 at Kentucky)
Returned a blocked punt for TD .....	Craig Steltz, 29 yard, off Jacob Hester's block at Arizona State (09/10/05)
Recovered an onside kick .....	at Ole Miss (11/21/09); recovered by Brandon LaFell with 1:16 left in fourth quarter
Recovered an onside kick to start the game .....	vs. Auburn (12/01/01)
Recorded a Safety (Team) .....	vs. North Carolina (09/04/10); ball rolled out of endzone on punt attempt
Recorded a Safety (Individual tackle) .....	Sam Montgomery at Auburn (09/22/12)
Recorded six interceptions .....	6 at Mississippi State (08/30/07)
Had a player record three interceptions .....	3 by Craig Steltz at Mississippi State (8/30/07)
Had a player record 15 tackles .....	19 by Kevin Minter vs. Clemson in Chick-fil-A Bowl (12/31/12)
Had six sacks as a team .....	7 vs. Sam Houston State (9/6/14)

### Opponent Returns/Special Teams

Returned a KO for a TD .....	B.J. Catolon of TCU, 100 yards in second quarter of Cowboys Classic (08/31/13)
Returned a Punt for a TD .....	Andre Debose of Florida, 62 yards (10/11/14 at Florida)
Returned an INT for a TD .....	Reggie Thomas of Furman, 74 yards on Zach Mettenberger (10/26/13)
Returned 3 INTs for TDs .....	3 by Alvis, Smith, Robinson (09/17/94 at Auburn)
Recovered a fumble in endzone for a TD .....	Chris Shelling (09/17/94 at Auburn)
Returned a fumble for a TD .....	Alonzo Highsmith of Arkansas, 47 yards in first quarter (11/25/11 in Baton Rouge)
Blocked a FG .....	at Alabama (11/05/11)
Blocked a punt .....	Florida (10/08/11) in fourth quarter
Blocked two punts .....	2 at Virginia Tech (9/01/02)
Blocked a punt for a safety .....	blocked Donnie Jones (09/01/02 at Virginia Tech)
Recorded a Safety (Team) .....	vs. Western Kentucky (11/12/11)
Blocked a PAT (kick) .....	Ole Miss (11/18/06)
Returned a PAT for a Defensive Extra Point .....	Eric Kelly, off bad snap (10/17/98 vs. Kentucky)
Faked a field goal for a TD .....	Damon Duval, 1 yard run (09/18/99 vs. Auburn)
Recovered an onside kick .....	Auburn (09/21/13)


**33**
**Jamal Adams**  
**Safety**
**6-1 • 211 • So. • 1L**
**Carrollton, Texas (Hebron HS)**


- 2015 Preseason All-SEC Third Team (Media)
- 2014 Freshman All-American (Sporting News, Scout.com, 247Sports.com)
- 2014 All-SEC Freshman Team

**SOPHOMORE SEASON (2015)**

Second-leading tackler with five, including one TFL, at Syracuse ... Recorded his first career interception and added six tackles, two PBUs and a TFL against Auburn ... Tenacious defender with a knack for always being around the football and with a great deal of confidence and swagger, much like that of former LSU All-America Tyrann Mathieu ... One of the top defenders in the SEC after earning Freshman All-America honors in 2014 ... Expected to be a team leader as a sophomore in 2015 ... In line for national honors in what will be just his second year with the Tigers.

**CAREER HIGHS**

Total tackles: 10 vs. Notre Dame, 2014

Tackles for loss: 2.0 vs. Notre Dame, 2014

Sacks: 1 vs. Kentucky, 2014

Interceptions: 1 vs. Auburn, 2015

**ADAMS' CAREER DEFENSIVE STATS**

YEAR	G-GS	UT	AT	TT	TFL	SACKS	PBU	QBH	INT	FF	FR
2014	13-2	38	28	66	5.0-11	1.0-1	5	0	0	0	0
2015	3-3	8	7	15	2.0-3	0	2	0	1-0	0	0
<b>Totals</b>	<b>16-5</b>	<b>46</b>	<b>35</b>	<b>81</b>	<b>7.0-14</b>	<b>1.0-1</b>	<b>7</b>	<b>0</b>	<b>1-0</b>	<b>0</b>	<b>0</b>

**ADAMS IN THE SEC RANKINGS • SEPT. 27**

3 Passes Defended • 9th


**48**
**Donnie Alexander**  
**Linebacker**
**6-1 • 215 • So. • 1L**
**New Orleans, La. (Edna Karr HS)**

**SOPHOMORE SEASON (2015)**

Made his first career start at Will linebacker at Syracuse ... Second-year linebacker that will be counted on for playing time ... Key contributor on special teams as well for the Tigers ... Excellent speed with good instincts.

**D. ALEXANDER'S CAREER HIGHS**

Total tackles: 2 vs. Auburn, 2015

Tackles for loss: 0

Sacks: 0

**D. ALEXANDER'S CAREER DEFENSIVE STATS**

YEAR	G-GS	UT	AT	TT	TFL	SACKS	PBU	QBH	INT	FF	FR
2014	12-0	0	1	1	0	0	0	0	0	0	0
2015	3-1	1	2	3	0	0	0	0	0	0	0
<b>Totals</b>	<b>15-1</b>	<b>1</b>	<b>3</b>	<b>4</b>	<b>0</b>	<b>0</b>	<b>0</b>	<b>0</b>	<b>0</b>	<b>0</b>	<b>0</b>


**52**
**Kendell Beckwith**  
**Linebacker**
**6-2 • 252 • Jr. • 2L**
**Jackson, La. (East Feliciana HS)**


- 2015 Bednarik Award Watch List
- 2015 Bronko Nagurski Trophy Watch List
- 2015 Butkus Award Watch List
- 2015 Preseason All-America Fourth Team (Phil Steele)
- 2015 All-SEC Second Team (Coaches, Media)
- 2014 SEC Defensive Player of the Week (vs. Ole Miss)

**JUNIOR SEASON (2015)**

Second-leading tackler with five tackles at Syracuse ... Tied his career high with 11 tackles in the season opener at Mississippi State ... Tremendous physical specimen who will be one of the defensive leaders for LSU in 2015 ... For career, has played in 28 games with 10 starts ... Has 108 career tackles to go with 8.5 tackles for loss and 3.0 sacks.

**BECKWITH'S CAREER HIGHS**

Total tackles: 11, 2x (Last: at Mississippi State, 2015; First: Ole Miss, 2014)

Tackles for loss: 2.0, at Texas A&M, 2014

Sacks: 1.0, 2x, (Last: Sam Houston State, 2014; First: Florida, 2013)

**BECKWITH'S CAREER DEFENSIVE STATS**

YEAR	G-GS	UT	AT	TT	TFL	SACKS	PBU	QBH	INT	FF	FR
2013	12-0	5	6	11	1.0-8	1.0-8	0	0	0	1	0
2014	13-7	36	41	77	7.5-26	2.0-14	3	2	1-29	0	2-0
2015	3-3	11	9	20	0-0	0-0	1	0	0	0	0
<b>Totals</b>	<b>28-10</b>	<b>52</b>	<b>56</b>	<b>108</b>	<b>8.5-34</b>	<b>3.0-22</b>	<b>4</b>	<b>2</b>	<b>1-29</b>	<b>1</b>	<b>2-0</b>


**46**
**Tashawn Bower**  
**Defensive End**
**6-5 • 240 • Jr. • 2L**
**Somerville, N.J. (Immaculata HS)**

**JUNIOR SEASON (2015)**

Picked up the first sack of his career as he combined with Deion Jones for a sack versus Auburn ... Made his first career start at Mississippi State and recorded a TFL ... Junior defensive end that will be counted on to assume a leadership role with Tigers in 2015 ... Shown improvement in first two years at LSU and that trend continued during the spring under first-year defensive line coach Ed Orgeron ... Played in 22 games with three starts during his career ... Has 27 tackles and 4.0 tackles for loss to his credit.

**BOWER'S CAREER HIGHS**

Total tackles: 5, New Mexico State, 2014

Tackles for loss: 1.0, 2x (Last: at Mississippi State, 2015; First: at Texas A&M, 2014)

Sacks: 0.5 vs. Auburn, 2015

**BOWER'S CAREER DEFENSIVE STATS**

YEAR	G-GS	UT	AT	TT	TFL	SACKS	PBU	QBH	INT	FF	FR
2013	6-0	1	2	3	0	0	0	0	0	0	0
2014	13-0	3	13	16	2.5-6	0	0	2	0	0	0
2015	3-3	2	6	8	1.5-7	0.5-2	0	1	0	0	0
<b>Totals</b>	<b>22-3</b>	<b>6</b>	<b>21</b>	<b>27</b>	<b>4.0-11</b>	<b>0.5-2</b>	<b>0</b>	<b>3</b>	<b>0</b>	<b>0</b>	<b>0</b>


**4**

**Nick Brossette**  
Running Back  
6-0 • 218 • Fr. • HS  
Baton Rouge, La. (University HS)


**TRUE FRESHMAN SEASON (2015)**

Saw his first action as a Tiger against Auburn when he rushed for 13 yards and caught one pass.

**CAREER RUSHING HIGHS**

Attempts: 4 vs. Auburn, 2015  
Yards: 13 vs. Auburn, 2015  
Touchdowns: 0  
Long: 5 at Syracuse, 2015

**BROSSETTE'S CAREER RECEIVING HIGHS**

Receptions: 1 vs. Auburn, 2015  
Yards: -1 vs. Auburn, 2015  
Long: -1 vs. Auburn, 2015  
Touchdowns: 0

**BROSSETTE'S CAREER RUSHING STATS**

YEAR	G-GS	ATT.	YDS.	TD	LONG
2015	2-0	5	18	0	5
<b>Totals</b>	<b>2-0</b>	<b>5</b>	<b>18</b>	<b>0</b>	<b>5</b>


**42**

**Colby Delahoussaye**  
Place Kicker  
5-9 • 182 • Jr. • 2L  
New Iberia, La. (New Iberia HS)


**JUNIOR SEASON (2015)**

Handled LSU field goal and point-after attempts in 2013 and 2014 ... Currently behind Trent Domingue for starting job ... For career has connected on 24-of-29 field goals including 14-of-16 from 30-yards or longer ... Seven of his 24 field goals have come in fourth quarter of games ... Is 90-of-93 on extra-point attempts.

**DELAHOUSSEY'S CAREER HIGHS**

Field Goals Made: 3, vs. TCU, 2013  
Field Goal Attempted: 3, vs. TCU, 2013  
Long FG: 50, at Florida, 2014

**DELAHOUSSEY'S CAREER FIELD GOAL TOTALS**

YEAR	FGM-FGA	1-19	20-29	30-39	40-49	50+	LG	PAT	POINTS
2013	13-14	0-0	6-6	4-5	3-3	0-0	49	56-57	95
2014	11-15	0-0	3-6	5-5	2-3	1-1	50	34-36	67
2015	--	--	--	--	--	--	--	--	--
<b>TOTALS</b>	<b>24-29</b>	<b>0-0</b>	<b>9-12</b>	<b>9-10</b>	<b>5-6</b>	<b>1-1</b>	<b>50</b>	<b>90-93</b>	<b>162</b>


**9**

**John Diarse**  
Wide Receiver  
6-1 • 209 • So. • 1L  
Monroe, La. (Neville HS)


**SOPHOMORE EASON (2015)**

Redshirt sophomore receiver who started LSU's final three games in 2014 ... Big and physical player with good hands ... Has a knack for producing big plays, all three of his TDs were over 30-plus yards in 2014.

**DIARSE'S CAREER RECEIVING HIGHS**

Receptions: 3, at Texas A&M, 2014  
Yards: 76, vs. Notre Dame, 2014  
Long: 75, vs. Notre Dame, 2014  
Touchdowns: 1, 3x (Last: vs. Notre Dame, 2014; First: vs. Wisconsin, 2014)

**DIARSE'S CAREER RECEIVING STATS**

YEAR	G-GS	REC.	YDS.	TD	LONG
2014	13-3	15	275	3	75
2015	3-0	3	31	0	12
<b>Totals</b>	<b>16-3</b>	<b>18</b>	<b>306</b>	<b>3</b>	<b>75</b>


**14**

**Trent Domingue**  
Place Kicker/Punter  
6-2 • 170 • Jr. • 1L  
Mandeville, La. (St. Paul's HS)


**JUNIOR SEASON (2015)**

Perfect day at Syracuse as he nailed 21 and 37 yard field goals and went 4-for-4 on PATs ... Kicked a 32-yard field goal, went 6-for-6 on PATs and boomed four of eight kickoffs for touchbacks against Auburn ... Did not attempt a field goal but was a perfect 3-for-3 on PATs at Mississippi State ... Also handled kickoffs in the opener and blasted two of four for touchbacks ... Enters his fourth season with the Tigers in 2015 ... Has a strong leg with pinpoint accuracy on kickoffs ... Handled the majority of the kickoff duties for the Tigers in 2014 ... Took over as LSU's field goal kicker in final two games of 2014 season ... A former walk-on who earned a spot on the team and redshirted as a true freshman in 2012.

**DOMINGUE'S CAREER KICKOFF HIGHS**

Kickoffs: 8 vs. Auburn, 2015  
Kickoff Yards: 491 vs. Auburn, 2015  
Kickoff Avg.: 64.7, New Mexico State, 2014  
Touchbacks: 5, 2x (Last: New Mexico State, 2014; First: Sam Houston State, 2014)

**DOMINGUE'S CAREER KICKOFF STATS**

YEAR	G-GS	NO.	YDS.	AVG.	TB	OB
2014	13-0	51	3,173	62.2	28	2
2015	3-0	19	1,198	63.1	6	0
<b>Totals</b>	<b>16-0</b>	<b>70</b>	<b>4,371</b>	<b>62.4</b>	<b>34</b>	<b>2</b>

**DOMINGUE'S CAREER FIELD GOAL TOTALS**

YEAR	FGM-FGA	1-19	20-29	30-39	40-49	50+	LG	PAT	POINTS
2014	2-4	0-0	1-1	1-2	0-1	0-0	31	6-6	12
2015	3-3	0-0	1-1	2-2	0-0	0-0	37	13-13	22
<b>TOTALS</b>	<b>5-7</b>	<b>0-0</b>	<b>2-2</b>	<b>3-4</b>	<b>0-1</b>	<b>0-0</b>	<b>37</b>	<b>19-19</b>	<b>34</b>

**DOMINGUE IN THE SEC RANKINGS • SEPT. 27**

100% Field Goal Percentage • T-1st  
7.3 Points Per Game (Scoring/Kickers) • 7th  
1.00 Field Goals Per Game • 10th


**15**
**Malachi Dupre**  
**Wide Receiver**
**6-3 • 190 • So. • 1L**
**New Orleans, La. (John Curtis HS)**

**• 2014 All-SEC Freshman Team**
**SOPHOMORE SEASON (2015)**

Caught four passes for 73 yards and one 11-yard TD at Syracuse ... Hauled in two receptions with a long of 20 yards at Mississippi State ... Big play receiver who is looking to build on solid freshman season in 2015 ... Ranked second on team in both receiving yards (318) and receiving touchdowns (5) as a true freshman in 2014 ... The five TDs were the most for an LSU true freshman receiver since Michael Clayton scored six touchdowns in 2001.

**DUPRE'S CAREER RECEIVING HIGHS**

Receptions: 4, 2x (Last: at Syracuse, 2015; First: vs. Mississippi State, 2014)

Yards: 120, Mississippi State, 2014

Long: 52, at Auburn, 2014

Touchdowns: 2, Mississippi State, 2014

**DUPRE'S CAREER RECEIVING STATS**

YEAR	G-GS	REC.	YDS.	TD	LONG
2014	12-2	14	318	5	52
2015	3-3	7	103	1	42
<b>Totals</b>	<b>15-5</b>	<b>21</b>	<b>421</b>	<b>6</b>	<b>52</b>


**83**
**Travin Dural**  
**Wide Receiver**
**6-2 • 203 • Jr. • 2L**
**Breaux Bridge, La. (Breaux Bridge HS)**

**• 2015 Biletnikoff Award Watch List**
**• 2015 Preseason All-SEC Third Team (Coaches)**
**JUNIOR SEASON (2015)**

Caught one pass at Syracuse but made it count as it went for 51 yards and led to a TD one play later ... Led LSU again with four receptions for 27 yards versus Auburn ... Led LSU receivers with four catches at Mississippi State and also carried it twice for 14 yards ... Speedster who emerged as the leader of LSU's receiving corps in 2014 ... Deep threat with tremendous hands who was named to the Biletnikoff Award Watch List ... One of the fastest players on the team with a sub-4.4 40-yard dash ... Played in 28 career games with 16 starts ... Has 53 receptions for 996 yards and nine TDs for his career ... For his career, 40 of his 53 receptions have resulted in either first downs or touchdowns.

**DURAL'S CAREER RECEIVING HIGHS**

Receptions: 6, 2x (Last: Mississippi State, 2014; First: ULM, 2014)

Yards: 151, vs. Wisconsin, 2014

Long: 94 (TD), Sam Houston State, 2014

Touchdowns: 3, Sam Houston State, 2014

**DURAL'S CAREER RUSHING HIGHS**

Attempts: 4, vs. Notre Dame, 2014

Yards: 61, vs. Notre Dame, 2014

Touchdowns: None


Long: 24, vs. Notre Dame, 2014

**DURAL'S CAREER RECEIVING STATS**

YEAR	G-GS	REC.	YDS.	TD	LONG
2013	12-0	7	145	2	49 (TD)
2014	13-13	37	758	7	94 (TD)
2015	3-3	9	93	0	51
<b>Totals</b>	<b>28-16</b>	<b>53</b>	<b>996</b>	<b>9</b>	<b>94 (TD)</b>

**DURAL'S CAREER RUSHING STATS**

YEAR	G-GS	ATT.	YDS.	TD	LONG
2013	12-0	0	0	0	0
2014	13-13	10	111	0	24
2015	2-2	2	14	0	17
<b>Totals</b>	<b>27-15</b>	<b>12</b>	<b>125</b>	<b>0</b>	<b>24</b>


**50**
**Reid Ferguson**  
**Long Snapper**
**6-2 • 244 • Sr. • 3L**
**Buford, Ga. (Buford HS)**

**• 2015 Phil Steele Preseason All-America First Team**
**SENIOR SEASON (2015)**

In his fourth season as LSU's starting long snapper in 2015 and for second consecutive season is listed as a preseason All-America by Phil Steele ... Has played in all 42 games during his LSU career ... One of the few long snappers at the collegiate level who was given a scholarship out of high school ... Handles all snaps for punts and placekicks ... For career, has taken part in 405 total snaps (203 field goals/PATs and 202 punts) ... Only missed one snap during his 42 career games ... High school teammates with LSU offensive lineman Vadal Alexander ... Graduated in May of 2015 with a degree in sports administration.




**7**
**Leonard Fournette**
**Running Back**
**6-1 • 230 • So. • 1L**
**New Orleans, La. (Saint Augustine HS)**


- 2015 Walter Camp National Offensive Player of the Week (vs. Auburn)
- 2015 FWAA National Offensive Player of the Week (vs. Auburn)
- 2015 Maxwell Award National Player of the Week (vs. Auburn)
- 2015 SEC Offensive Player of the Week (at Mississippi State, vs. Auburn, at Syracuse)
- 2015 Walter Camp Award Watch List
- 2015 Doak Walker Award Watch List
- 2015 Maxwell Award Watch List
- 2015 Hornung Award Watch List
- 2015 All-America Second Team (Athlon, CBS Sports, Sports Illustrated, Sporting News)
- 2015 Preseason All-America Third Team (Phil Steele)
- 2015 Preseason All-SEC First Team (Coaches, Media)
- 2014 All-SEC Freshman Team
- 2014 SEC Freshman of the Week (at Florida, vs. Ole Miss, at Texas A&M)
- 2014 Athlon Sports National Freshman of the Week (vs. Ole Miss)

**SOPHOMORE SEASON (2015)**

Fournette's 631 rushing yards are the most by an LSU player through three games in school history and the most by any FBS player thru three games since at least 2000 ... Is the first player in LSU history to record eight rushing TDs in the first three games of the season and only the second to reach at least eight TDs thru three games (Dalton Hilliard had 4 rush, 4 rec. TDs in 1982) ... He is the first LSU player to rush for 200-plus yards in back-to-back games ... Became the fastest player in LSU history to reach the 500-yard and 600-yard rushing mark, doing it in three games ... Became the third LSU player to rush for at least 100 yards in the first three games of a season, joining Charles Alexander (1977, 1978) and Charles Scott (2008) ... Has five straight 100-yard rushing games, eight total in his career ... His five straight 100-yard games is tied with Kevin Faulk for second-most in LSU history ... LSU is 7-1 when Fournette rushes for 100-plus yards ... With two 200-yard rushing games, Fournette joins Faulk (4) and Alexander (2) as the only Tigers with multiple 200-yard rushing performances ... His 387 rushing yards was the most by an LSU player thru 2 games ... Shattered his career high for the second straight week with 244 rushing yards and 2 TDs at Syracuse ... His 244 rushing yards at Syracuse were the most rushing yards by an LSU player on the road and the third-most in a game of all time ... Rushed for a career-high 228 yards and tied a career-best with 3 rushing TDs on 19 carries in LSU's 45-21 win over No. 18 Auburn ... Opened game with a 71-yard run that set the tone for a contest that saw LSU rush for 411 yards, its second-highest total in a conference game ... Scored on runs of 40, 29 and 1 yards in helping LSU build a 38-7 lead late in third quarter ... All of his rushing yards came in three quarters of action as he was just 23 yards shy of breaking the school record despite sitting out the fourth quarter ... Averaged 12.0 yards per carry, a school-record for a back with at least 15 attempts in a game ... Set then-career highs with 28 carries, 159 rushing yards and 3 rushing TDs in the opener at Mississippi State ... Averaged 5.7 yards a carry vs. MSU ... His 28 carries were the most by a LSU player in a season-opener since 1985 when Dalton Hilliard had 31 carries for 148 yards in win over North Carolina ... 99 of his 159 yards came in second half ... Scored on runs of 1, 26 and 18 yards to account of all of LSU's offensive points ... One of the top players in college football and he's just a sophomore ... Already listed among Heisman Trophy candidates for 2015.

**FOURNETTE'S CAREER RUSHING HIGHS**

Attempts: 28 at Mississippi State, 2015

Yards: 244 at Syracuse, 2015

Touchdowns: 3, 2x (Last: vs. Auburn, 2015; First: at Mississippi State, 2015)

Long: 89, vs. Notre Dame, 2014

**FOURNETTE'S CAREER RECEIVING HIGHS**

Receptions: 2, 2x (Last: Ole Miss, 2014; First: Sam Houston State, 2014)

Yards: 41, Ole Miss, 2014

Long: 40, Ole Miss, 2014

Touchdowns: 0

**FOURNETTE'S CAREER RUSHING STATS**

YEAR	G-GS	ATT.	YDS.	TD	LONG
2014	13-6	187	1,034	10	89 (TD)
2015	3-3	73	631	8	71
<b>Totals</b>	<b>16-9</b>	<b>260</b>	<b>1,665</b>	<b>18</b>	<b>89 (TD)</b>

**FOURNETTE'S CAREER RECEIVING STATS**

YEAR	G-GS	REC.	YDS.	TD	LONG
2014	13-6	7	127	0	40
2015	3-3	2	16	0	9
<b>Totals</b>	<b>16-9</b>	<b>9</b>	<b>143</b>	<b>0</b>	<b>40</b>

**FOURNETTE'S CAREER KICKOFF RETURN STATS**

YEAR	G-GS	ATT.	YDS.	TD	LONG
2014	13-6	24	625	1	100 (TD)
2015	3-3	0	0	0	0
<b>Totals</b>	<b>16-9</b>	<b>24</b>	<b>625</b>	<b>1</b>	<b>100 (TD)</b>

**FOURNETTE IN THE SEC RANKINGS • SEPT. 27**

215.7 All Purpose Yards Per Game • 1st

210.3 Rushing Yards Per Game • 1st

16.0 Points Per Game (Scoring) • 1st

210.3 Total Offense • 6th

8 Rushing Touchdowns • T-1st

631 Rushing Yards • 1st

73 Rushing Attempts • 5th


**99**
**Greg Gilmore**
**Defensive Tackle**
**6-4 • 313 • So. • SQ**
**Hope Mills, N.C. (South View HS)**

**SOPHOMORE SEASON (2015)**

Recorded a solo sack for a loss of eight yards at Syracuse ... Third-year defensive tackle with the size to be a run stuffer on the line ... Heads into the fall looking to crack the rotation at tackle ... Disruptive tackle who uses his aggressiveness to blow up plays in the backfield.

**GILMORE'S CAREER HIGHS**

Total tackles: 2 vs. New Mexico State, 2014

Tackles for a loss: 1.0 at Syracuse, 2015

Sacks: 1.0 at Syracuse, 2015

**GILMORE'S CAREER DEFENSIVE STATS**

YEAR	G-GS	UT	AT	TT	TFL	SACKS	PBU	QBH	INT	FF	FR
2014	6-0	1	3	4	0.5-3	0.5-3	0	0	0	0	0
2015	3-0	2	1	3	1.0-8	1.0-8	0	0	0	0	0
<b>Totals</b>	<b>9-0</b>	<b>3</b>	<b>4</b>	<b>7</b>	<b>1.5-11</b>	<b>1.5-11</b>	<b>0</b>	<b>0</b>	<b>0</b>	<b>0</b>	<b>0</b>


**57**
**Davon Godchaux**  
**Defensive Tackle**
**6-4 • 293 • So. • 1L**
**Plaquemine, La. (Plaquemine HS)**

**• 2015 Preseason All-SEC Third Team (Coaches, Media)**
**SOPHOMORE SEASON (2015)**

Earned another tackle for a loss at Syracuse ... Leader on an LSU defense that limited Auburn to 260 total yards (160 rushing, 100 passing) ... Had 4 tackles, 2.0 sacks for 5 yards in losses and batted down a pass in the 45-21 LSU win ... His 2 sacks were a career-best and ran his season total to 3.0 ... Opened the season with five tackles and his first career sack for a loss of 12 yards at Mississippi State ... One of two returning starters at defensive tackle going into 2015 ... Teams with junior Christian LaCouture to give LSU one of the top defensive tackle tandems in the SEC.

**GODCHAUX'S CAREER HIGHS**

Total tackles: 8 vs. Notre Dame, 2014

Tackles for loss: 2.0 vs. Auburn, 2015

Sacks: 2.0 vs. Auburn, 2015

**GODCHAUX'S CAREER DEFENSIVE STATS**

YEAR	G-GS	UT	AT	TT	TFL	SACKS	PBU	QBH	INT	FF	FR
2014	13-10	15	27	42	1.5-3	0	0	3	0	1	0
2015	3-3	4	8	12	4.0-19	3.0-17	1	0	0	0	0
<b>Totals</b>	<b>16-13</b>	<b>19</b>	<b>35</b>	<b>54</b>	<b>5.5-22</b>	<b>3.0-17</b>	<b>1</b>	<b>3</b>	<b>0</b>	<b>1</b>	<b>0</b>

**GODCHAUX IN THE SEC RANKINGS • SEPT. 27**

1.00 Sacks Per Game • T-2nd

1.33 Tackles For Loss Per Game • 8th


**85**
**Dillon Gordon**  
**Tight End**
**6-5 • 308 • Sr. • 3L**
**Edgard, La. (John Curtis HS)**

**SENIOR SEASON (2015)**

Returning starter at tight end for the Tigers ... Is the starter at tight end for the third straight season ... Has established himself as a player who could be counted on in both the run and pass game during his first three seasons with the Tigers ... Continues to evolve into a pass-catcher ... Has always been a tremendous blocker ... Has played in 41 games with 27 starts during his four years at LSU ... Has six receptions for 88 yards to his credit.

**GORDON'S CAREER RECEIVING HIGHS**

Receptions: 2, Furman, 2013

Yards: 36, Texas A&amp;M, 2013

Long: 36, Texas A&amp;M, 2013

Touchdowns: 0

**GORDON'S CAREER RECEIVING STATS**

YEAR	G-GS	REC.	YDS.	TD	LONG
2012	13-0	0	0	0	--
2013	13-12	6	88	0	36
2014	13-13	0	0	0	0
2015	2-2	0	0	0	0
<b>Totals</b>	<b>41-27</b>	<b>6</b>	<b>88</b>	<b>0</b>	<b>36</b>


**5**
**Derrius Guice**  
**Running Back**
**5-11 • 222 • Fr. • HS**
**Baton Rouge, La. (Catholic HS)**

**TRUE FRESHMAN SEASON (2015)**

Carried it six times for 55 yards, a 9.2-yard average, against Auburn and made his first reception ... Made his LSU debut in the season opener at Mississippi State where he was targeted on a swing pass out of the backfield that was incomplete ... Electrifying ball-carrier that has the potential to take every carry the distance.

**GUICE'S CAREER RUSHING HIGHS**

Attempts: 6 vs. Auburn, 2015

Yards: 55 vs. Auburn, 2015

Touchdowns: 0

Long: 29 vs. Auburn, 2015

**GUICE'S CAREER RECEIVING HIGHS**

Receptions: 1 vs. Auburn, 2015

Yards: 6 vs. Auburn, 2015

Long: 6 vs. Auburn, 2015

Touchdowns: 0

**GUICE'S CAREER RUSHING STATS**

YEAR	G-GS	ATT.	YDS.	TD	LONG
2015	3-0	10	68	0	29
<b>Totals</b>	<b>3-0</b>	<b>10</b>	<b>68</b>	<b>0</b>	<b>29</b>


**6**
**Brandon Harris**
**Quarterback**
**6-3 • 206 • So. • 1L**
**Bossier City, La. (Parkway HS)**

**• 2014 SEC Freshman of the Week (vs. New Mexico State)**
**SOPHOMORE SEASON (2015)**

Threw for a season-high 157 yards and one TD on 8-of-16 passing at Syracuse ... Connected on an 11-yard TD pass to Malachi Dupre against the Orange ... Completed 12-of-17 passes for 74 yards and 1 TD and added 66 rushing yards and 2 TDs versus Auburn ... Provided a solid start in the opener at Mississippi State where he connected on 9-of-14 passing for 71 yards with no TDs or INTs ... Also rushed for 48 yards against MSU ... Has thrown for 597 yards and seven touchdowns during his LSU career ... Is 2-1 as a starter ... Gifted sophomore quarterback with a big arm and quick feet ... Played in nine games with one start as a true freshman in 2014.

**HARRIS' CAREER PASSING HIGHS**

Attempts: 17 vs. Auburn, 2015

Completions: 12 vs. Auburn, 2015

Yards: 178, New Mexico State, 2014

Touchdowns: 3, New Mexico State, 2014

Long: 52 at Auburn, 2014

**HARRIS' CAREER RUSHING HIGHS**

Attempts: 8, 2x (Last: vs. Auburn, 2015; First: at Auburn, 2014)

Yards: 66 vs. Auburn, 2015

Touchdowns: 2, 2x (Last: vs. Auburn, 2015; First: New Mexico State, 2014)

Long: 46, Sam Houston State, 2014

**HARRIS' CAREER PASSING TOTALS**

YEAR	G-GS	COMP.-ATT.-INT.	YDS.	TD	LONG
2014	9-1	25-45-2	452	6	52
2015	3-3	29-47-0	302	2	51
<b>Totals</b>	<b>12-4</b>	<b>54-92-2</b>	<b>754</b>	<b>8</b>	<b>52</b>

**HARRIS' CAREER RUSHING STATS**

YEAR	G-GS	ATT.	YDS.	TD	LONG
2014	9-1	26	159	3	46
2015	3-3	19	117	2	33
<b>Totals</b>	<b>12-4</b>	<b>45</b>	<b>276</b>	<b>5</b>	<b>46</b>


**97**
**Frank Herron**
**Defensive Tackle**
**6-4 • 289 • So. • SQ**
**Memphis, Tenn. (Memphis Central HS)**

**SOPHOMORE SEASON (2015)**

Blew up the backfield on one play against Auburn where he sacked the QB, forced a fumble and recovered it at the Auburn 5-yard line to set up an LSU TD ... Outstanding athlete who has the ability to play inside at tackle or outside at defensive end ... Possesses great quickness and burst for his size ... Provides solid depth in the defensive tackle rotation.

**HERRON'S CAREER HIGHS**

Total tackles: 2, 2x (Last: vs. Auburn, 2015; First: at Auburn, 2014)

Tackles for loss: 1.0 vs. Auburn, 2015

Sacks: 1.0 vs. Auburn, 2015

**HERRON'S CAREER DEFENSIVE STATS**

YEAR	G-GS	UT	AT	TT	TFL	SACKS	PBU	QBH	INT	FF	FR
2014	4-0	2	1	3	0	0	0	0	0	0	0
2015	3-0	2	1	3	1.0-9	1.0-9	0	0	0	1	1-0
<b>Totals</b>	<b>7-0</b>	<b>4</b>	<b>2</b>	<b>6</b>	<b>1.0-9</b>	<b>1.0-9</b>	<b>0</b>	<b>0</b>	<b>0</b>	<b>1</b>	<b>1-0</b>

**HERRON IN THE SEC RANKINGS • SEPT. 27**

0.33 Fumbles Recovered Per Game • T-2nd

0.33 Fumbles Forced Per Game • T-6th


**1**
**Donte Jackson**
**Defensive Back**
**5-11 • 167 • Fr. • HS**
**Metairie, La. (Riverdale HS)**

**TRUE FRESHMAN SEASON (2015)**

Played on defense and special teams in the opener at Mississippi State ... Returned two kickoffs for 39 yards at MSU and made one solo tackle on kickoff coverage ... Explosive athlete that brings track speed and tremendous ball skills to the cornerback position ... Expected to see time on offense as well as serving as a kickoff returner ... Standout on his high school track and field team as well.

**JACKSON'S CAREER HIGHS**

Total tackles: 4 at Syracuse, 2015

Tackles for loss: 0

Sacks: 0

**JACKSON'S CAREER DEFENSIVE STATS**

YEAR	G-GS	UT	AT	TT	TFL	SACKS	PBU	QBH	INT	FF	FR
2015	3-0	5	2	7	0	0	0	0	0	0	0
<b>Totals</b>	<b>3-0</b>	<b>5</b>	<b>2</b>	<b>7</b>	<b>0</b>	<b>0</b>	<b>0</b>	<b>0</b>	<b>0</b>	<b>0</b>	<b>0</b>

**JACKSON'S CAREER KICKOFF RETURN STATS**

YEAR	G-GS	ATT.	YDS.	TD	LONG
2015	3-0	5	96	0	27
<b>Totals</b>	<b>3-0</b>	<b>5</b>	<b>96</b>	<b>0</b>	<b>27</b>


**29**

**Rickey Jefferson**  
**Safety**  
**6-0 • 206 • Jr. • 2L**  
**St. Rose, La. (Destrehan HS)**


**JUNIOR SEASON (2015)**

Finished with six tackles, second-most on the team, and one sack against Auburn ... Tallied a career-best seven tackles and two PBUs in the opener at Mississippi State ... Starter at free safety while Jalen Mills is out with injury ... Second member of his family – joining brother and former Tiger quarterback Jordan – to receive a football scholarship to LSU.

**JEFFERSON'S CAREER HIGHS**

Total tackles: 7 at Mississippi State, 2015  
 Interceptions: 1, 2x (Last: at Florida, 2014; First: Sam Houston State, 2014)  
 PBUs: 2 at Mississippi State, 2015

**JEFFERSON'S CAREER DEFENSIVE STATS**

YEAR	G-GS	UT	AT	TT	TFL	SACKS	PBU	QBH	INT	FF	FR
2013	7-1	3	3	6	0.5-1	0	2	0	0	0	0
2014	13-0	13	10	23	1.5-3	0	2	1	2-41	0	0
2015	3-3	10	5	15	1.0-7	1.0-7	2	0	0	0	0
<b>Totals</b>	<b>23-4</b>	<b>26</b>	<b>18</b>	<b>44</b>	<b>3.0-11</b>	<b>1.0-7</b>	<b>6</b>	<b>1</b>	<b>2-41</b>	<b>0</b>	<b>0</b>


**10**

**Anthony Jennings**  
**Quarterback**  
**6-2 • 216 • Jr. • 2L**  
**Marietta, Ga. (Marietta HS)**


**• 2013 SEC Freshman of the Week (vs. Arkansas)**
**JUNIOR SEASON (2015)**

Joins sophomore Brandon Harris as the only two quarterbacks on the LSU roster with significant game experience ... Starting QB in 2014 ... Has a 9-4 mark as LSU's starting quarterback ... Has directed LSU to four fourth-quarter comeback during his two years with the Tigers ... Has thrown just eight interceptions on 256 attempts (32:1 ratio) ... Goes into 2015 with 1,792 career passing yards and 12 TDs ... Has also rushed for 310 yards and a score.

**JENNINGS' CAREER PASSING HIGHS**

Attempts: 26, 2x (Last: Alabama, 2014; First: Mississippi State, 2014)  
 Completions: 13, Mississippi State, 2014  
 Yards: 239, vs. Wisconsin, 2014  
 Touchdowns: 3, Sam Houston State, 2014  
 Long: 94 (TD), Sam Houston State, 2014

**JENNINGS' CAREER RUSHING HIGHS**

Attempts: 14, at Texas A&M, 2014  
 Yards: 119, at Texas A&M, 2014  
 Touchdowns: 1, 2x, (Last: vs. Iowa, 2014 Outback Bowl; First: vs. Florida, 2013)  
 Long: 36, at Texas A&M, 2014

**JENNINGS' CAREER PASSING TOTALS**

YEAR	G-GS	COMP.-ATT.-INT.	YDS.	TD	LONG
2013	9-1	13-29-1	181	1	49 (TD)
2014	13-12	111-227-7	1,611	11	94 (TD)
2015	0-0				
<b>Totals</b>	<b>22-13</b>	<b>124-256-8</b>	<b>1,792</b>	<b>12</b>	<b>94 (TD)</b>

**JENNINGS' CAREER RUSHING TOTALS**

YEAR	G-GS	ATT.	YDS.	TD	LONG
2013	9-1	19	18	1	21
2014	13-12	108	292	0	36
2015	0-0				
<b>Totals</b>	<b>22-13</b>	<b>127</b>	<b>310</b>	<b>1</b>	<b>36</b>


**81**

**Colin Jeter**  
**Tight End**  
**6-7 • 244 • Jr. • 1L**  
**Longview, Texas (Kilgore College)**


**• 2014 SEC Academic Honor Roll**
**JUNIOR SEASON (2015)**

Made his first career start at Syracuse ... Caught his first career touchdown on a 1-yard pass from Brandon Harris against Auburn ... Made his first reception as a Tiger in the opener against Mississippi State ... Tall, rangy player who can line up at tight end and h-back ... Expected to compete for extensive playing time as a junior ... Played one season at Kilgore (Texas) College before transferring to LSU in the summer of 2014 ... Originally attended the Air Force Academy and was halfway through basic training before having to return home due to a family illness ... Opted to attend Kilgore (Texas) College in the fall of 2013 where he was a member of the football team ... Made an immediate impact with the Tigers as a sophomore in 2014, playing in 11 games.

**JETER'S CAREER RECEIVING STATS**

YEAR	G-GS	REC.	YDS.	TD	LONG
2014	11-0	0	0	0	0
2015	3-1	3	17	1	14
<b>Totals</b>	<b>14-1</b>	<b>3</b>	<b>17</b>	<b>1</b>	<b>14</b>


**3**

**Tyron Johnson**  
**Wide Receiver**  
**6-1 • 189 • Fr. • HS**  
**New Orleans, La. (Warren Easton HS)**


**TRUE FRESHMAN SEASON (2015)**

Saw his first action as a Tiger against Auburn and made one catch ... Dominant wide receiver that is electrifying with the ball in his hands after the catch.

**JOHNSON'S CAREER RECEIVING STATS**

YEAR	G-GS	REC.	YDS.	TD	LONG
2015	2-0	1	0	0	0
<b>Totals</b>	<b>2-0</b>	<b>1</b>	<b>0</b>	<b>0</b>	<b>0</b>


**45**
**Deion Jones**  
**Linebacker**
**6-1 • 227 • Sr. • 3L**  
**New Orleans, La. (Jesuit HS)**

**SENIOR SEASON (2015)**

Team leader in tackles with 25 ... After sitting out the first half of the Syracuse game because of a targeting call vs. Auburn, he recorded five solo tackles and his first career interception against the Orange ... Led the team for the second-straight week with eight tackles, including a half sack, against Auburn ... Shattered his career high in tackles with a team-leading 12 stops in the opener at Mississippi State, and he added two QB hurries and one TFL in the game ... Hard-hitting linebacker with tremendous speed ... Has made a name for himself in his first three seasons with devastating tackles on kickoff coverage.

**JONES' CAREER HIGHS**

Total tackles: 12 at Mississippi State, 2015

Tackles for loss: 1.0, 7x (Last: at Mississippi State, 2015; First: vs. North Texas, 2012)

Sacks: 0.5 vs. Auburn, 2015

**JONES' CAREER DEFENSIVE STATS**

YEAR	G-GS	UT	AT	TT	TFL	SACKS	PBU	QBH	INT	FF	FR
2012	13-0	8	15	23	3.0-12	0	0	3	0	0	1-0
2013	13-0	6	9	15	1.0-6	0	0	1	0	0	0
2014	13-1	9	18	27	3.5-7	0	1	1	0	0	1-0
2015	3-2	12	13	25	1.5-2	0.5-1	0	2	1-0	0	0
<b>Totals</b>	<b>42-3</b>	<b>35</b>	<b>55</b>	<b>90</b>	<b>9.0-27</b>	<b>0.5-1</b>	<b>1</b>	<b>7</b>	<b>1-0</b>	<b>0</b>	<b>2-0</b>

**JONES IN THE SEC RANKINGS • SEPT. 27**

8.3 Tackles Per Game • 9th


**38**
**Jamie Keehn**  
**Punter**
**6-5 • 231 • Sr. • 3L**  
**Queensland, Australia (Rock Hampton GS)**


- 2015 Ray Guy Award Watch List
- 2015 Wuerffel Trophy Watch List
- 2015 Preseason All-SEC Second Team (Coaches)
- 2015 Preseason All-SEC Third Team (Media)
- 2014 All-SEC Second Team (Coaches)
- 2014 Preseason All-SEC Third Team (Coaches, Media)
- 2013 SEC Academic Honor Roll

**SENIOR SEASON (2015)**

Only called on to punt three times versus Auburn but dropped two inside the Auburn 20-yard line ... Placed five of his nine punts inside the 20-yard line at Mississippi State ... One of the top punters in college football heading into 2015 ... LSU's starting punter for third consecutive season ... Had best year as a Tiger in 2014, All-SEC Second-Team honors after averaging 44.9 yards a punt ... Set school record in 2014 with 3,189 punting yards on 71 punts ... Has a career average of 42.9 yards on 143 punts ... The 42.9 career average ranks third in LSU history ... Oldest player on the team as he is 26 years of age.

**KEEHN'S CAREER HIGHS**

Punts: 10 vs. Iowa, 2014 Outback Bowl

Punting Yards: 469 vs. Iowa, 2014 Outback Bowl

Punting Average: 51.1, Mississippi State, 2014

Long: 64, vs. Wisconsin, 2014

50+ Punts: 5, 3x (Last: Miss. State, 2014; First: vs. Clemson, 2012 Chick-fil-A Bowl)

Inside 20-yard line: 5, 2x (Last: at Mississippi State, 2015; First: vs. Wisconsin, 2014)

**KEEHN'S CAREER PUNTING TOTALS**

YEAR	NO.	YDS.	AVG.	LG	I20	TB	50+
2012	12	524	43.7	58	3	1	6
2013	43	1,765	41.0	58	18	4	10
2014	71	3,189	44.9	64	27	3	17
2015	17	660	38.8	58	7	0	1
<b>Totals</b>	<b>143</b>	<b>6,138</b>	<b>42.9</b>	<b>64</b>	<b>55</b>	<b>8</b>	<b>34</b>


**49**
**Arden Key**  
**Defensive End**
**6-6 • 231 • Fr. • HS**  
**Atlanta, Ga. (Hapeville Charter Academy)**

**TRUE FRESHMAN SEASON (2015)**

Tipped a pass that Deion Jones picked off at Syracuse ... Played extensively in the opener at Mississippi State and recorded LSU's first sack of the season along with two QB hurries and one PBU ... Rangy, explosive athlete at the defensive end position ... Used a tremendous fall camp to work his way into the rotation at defensive end heading into the season.

**KEY'S CAREER HIGHS**

Total tackles: 4 at Syracuse, 2015

Tackles for loss: 1.0 at Mississippi State, 2015

Sacks: 1.0 at Mississippi State, 2015

**KEY'S CAREER DEFENSIVE STATS**

YEAR	G-GS	UT	AT	TT	TFL	SACKS	PBU	QBH	INT	FF	FR
2015	3-0	7	2	9	1.0-9	1.0-9	1	3	0	0	0
<b>Totals</b>	<b>3-0</b>	<b>7</b>	<b>2</b>	<b>9</b>	<b>1.0-9</b>	<b>1.0-9</b>	<b>1</b>	<b>3</b>	<b>0</b>	<b>0</b>	<b>0</b>


**91**
**Christian LaCouture**  
**Defensive Tackle**
**6-5 • 307 • Jr. • 2L**  
**Lincoln, Neb. (Lincoln Southwest HS)**

**JUNIOR SEASON (2015)**

Tied his career high with six tackles at Mississippi State ... Will anchor the LSU defensive front in 2015 along with sophomore Davon Godchaux ... LaCouture and Godchaux give LSU one of the best defensive tackle combinations in the SEC ... Enters second season as a starter for the Tigers after starting all 13 games a year ago ... Has played in 29 games with 16 starts in his LSU career ... Credited with 62 tackles, 5.5 tackles for loss and 3.5 sacks for his career.

**LaCOUTURE'S CAREER HIGHS**

Total tackles: 6, 3x (Last: at Mississippi State, 2015; First: at Auburn, 2014)

Tackles for loss: 1.5, at Auburn, 2014

Sacks: 1.0, 3x (Last: at Arkansas, 2014; First: at Mississippi State, 2013)

**LaCOUTURE'S CAREER DEFENSIVE STATS**

YEAR	G-GS	UT	AT	TT	TFL	SACKS	PBU	QBH	INT	FF	FR
2013	13-0	3	8	11	1.5-2	1.0-2	0	0	0	0	0
2014	13-13	7	33	40	4.0-14	2.5-13	2	1	0	0	0
2015	3-3	0	11	11	0	0	1	1	0	0	0
<b>Totals</b>	<b>29-16</b>	<b>10</b>	<b>52</b>	<b>62</b>	<b>5.5-16</b>	<b>3.5-15</b>	<b>3</b>	<b>2</b>	<b>0</b>	<b>0</b>	<b>0</b>




**11**
**Lamar Louis**  
**Linebacker**
**5-11 • 232 • Sr. • 3L**
**Breaux Bridge, La. (Breaux Bridge HS)**

**SENIOR SEASON (2015)**

Veteran member and leader on defense who enters his second season as the starting Sam linebacker ... Played in 39 games over his career and made 156 career starts ... Accumulated 72 tackles in his career ... Switches to No. 11 this year after wearing No. 23 his first three seasons with the Tigers.

**LOUIS' CAREER HIGHS**

Total tackles: 9, at Auburn, 2014

Tackles for loss: 1.5, at Arkansas, 2014

Sacks: 0

**LOUIS' CAREER DEFENSIVE STATS**

YEAR	G-GS	UT	AT	TT	TFL	SACKS	PBU	QBH	INT	FF	FR
2012	11-5	5	8	13	0	0	0	2	0	0	0
2013	13-0	11	14	25	0	0	0	0	0	0	2-0
2014	12-10	10	19	29	2.5-2	0	3	2	0	1	0
2015	3-1	1	4	5	0	0	0	0	0	0	0
<b>Totals</b>	<b>39-16</b>	<b>27</b>	<b>45</b>	<b>72</b>	<b>2.5-2</b>	<b>0</b>	<b>3</b>	<b>4</b>	<b>0</b>	<b>1</b>	<b>2-0</b>


**28**
**Jalen Mills**  
**Safety**
**6-0 • 196 • Sr. • 3L**
**DeSoto, Texas (DeSoto HS)**


- 2015 Bednarik Award Watch List
- 2015 Bronko Nagurski Trophy Watch List
- 2015 Preseason All-America Second Team (Phil Steele, Sports Illustrated)
- 2015 Preseason All-SEC First Team (Coaches, Media)
- 2012 Freshman All-America First Team (Sporting News, CBSSports.com, FoxSportsNext.com)
- 2012 SEC Freshman of the Week (vs. Washington)

**SENIOR SEASON (2015)**

Suffered a leg injury in fall camp and will miss the early portion of the season ... Has more career starts than any player on the LSU defense with 39 ... Has started every game of his career which include all 13 as a true freshman in 2012 ... A veteran leader of a talented defensive unit ... Enters his second season as a starter at safety after spending his first two seasons as a starting cornerback ... Has six interceptions and 186 tackles to his credit for his career.

**MILLS' CAREER HIGHS**


Total tackles: 9, 3x (Last: Arkansas, 2013; First: at Arkansas, 2012)

Interceptions: 1, 6x (Last: vs. Wisconsin, 2014; First: Washington, 2012)

PBUs: 2, at Arkansas, 2012

**MILLS' CAREER DEFENSIVE STATS**

YEAR	G-GS	UT	AT	TT	TFL	SACKS	PBU	QBH	INT	FF	FR
2012	13-13	38	19	57	0	0	5	0	2-18	0	0
2013	13-13	45	22	67	4.0-23	3.0-21	3	0	3-(-6)	0	0
2014	13-13	26	36	62	3.0-4	0.0-0	5	2	1-0	0	1-36
<b>Totals</b>	<b>39-39</b>	<b>109</b>	<b>77</b>	<b>186</b>	<b>7.0-27</b>	<b>3.0-21</b>	<b>13</b>	<b>2</b>	<b>6-12</b>	<b>0</b>	<b>1-36</b>


**44**
**John David Moore**  
**Fullback**
**6-4 • 235 • So. • 1L**
**Ruston, La. (Ruston HS)**

**• 2014 SEC Academic Honor Roll**
**SOPHOMORE SEASON (2015)**

Led the way for Leonard Fournette to rush for 244 at Syracuse ... Continued his great lead blocking as he helped Leonard Fournette rush for 228 yards versus Auburn and a team total of 411 rushing yards ... Made his first career start at fullback at Mississippi State and paved the way for Leonard Fournette's career night (28 rushes, 159 yds, 3 TDs) ... Listed as the starting fullback entering the opener against Mississippi State ... Versatile prospect who can also play tight end ... Played in nine games with one career start.

**MOORE'S CAREER RUSHING STATS**

YEAR	G-GS	REC.	YDS.	TD	LONG
2014	8-0	0	0	0	0
2015	3-2	0	0	0	0
<b>Totals</b>	<b>11-2</b>	<b>0</b>	<b>0</b>	<b>0</b>	<b>0</b>


**84**
**Foster Moreau**  
**Tight End**
**6-5 • 261 • Fr. • HS**
**New Orleans, La. (Jesuit HS)**

**TRUE FRESHMAN SEASON (2015)**

Has played in all three games and made his first start at Syracuse ... One of seven true freshmen who saw action in the season opener at Mississippi State ... Sure-handed tight end who can serve as a threat in the passing game.


**92**
**Lewis Neal**  
**Defensive End**
**6-2 • 264 • Jr. • 2L**
**Wilson, N.C. (James B. Hunt HS)**

**JUNIOR SEASON (2015)**

Led the team with seven tackles and forced a fumble at Syracuse ... In his first career start, earned a career-high five tackles at Mississippi State, including a 5-yard unassisted sack in the fourth quarter, and also provided two QB hurries ... A very quick and explosive player off the line ... Shifted back to defensive end during the spring after a brief stint last season at tackle ... Starter at defensive end.

**NEAL'S CAREER HIGHS**

Total tackles: 7 at Syracuse, 2015

Tackles for loss: 1.0, 2x (Last: at Mississippi State, 2015; First: Sam Houston State, 2014)

Sacks: 1.0 at Mississippi State, 2015

**NEAL'S CAREER DEFENSIVE STATS**

YEAR	G-GS	UT	AT	TT	TFL	SACKS	PBU	QBH	INT	FF	FR
2013	10-0	0	7	7	0.5-2	0.5-2	0	1	0	0	0
2014	13-0	1	2	3	1.5-4	0	0	0	0	0	0
2015	3-3	7	8	15	1.0-7	1.0-7	1	2	0	1	0
<b>Totals</b>	<b>26-3</b>	<b>8</b>	<b>17</b>	<b>25</b>	<b>3.0-13</b>	<b>1.5-9</b>	<b>1</b>	<b>3</b>	<b>0</b>	<b>1</b>	<b>0</b>

**NEAL IN THE SEC RANKINGS • SEPT. 27**

0.33 Fumbles Forced Per Game • T-6th


**24**
**Ed Paris**  
**Cornerback**
**6-1 • 210 • So. • 1L**
**Arlington, Texas (Mansfield Timberview HS)**

**SOPHOMORE SEASON (2015)**

Listed as a primary reserve cornerback behind Dwayne Thomas ... Provided valuable depth to LSU's secondary as a true freshman in 2014 ... Played in all 13 games as a freshman and also was a contributor on LSU's special teams.

**PARIS' CAREER DEFENSIVE STATS**

YEAR	G-GS	UT	AT	TT	TFL	SACKS	PBU	QBH	INT	FF	FR
2014	13-0	0	3	3	0	0	0	0	0	0	0
2015	3-0	0	0	0	0	0	0	0	0	0	0
<b>Totals</b>	<b>16-0</b>	<b>0</b>	<b>3</b>	<b>3</b>	<b>0</b>	<b>0</b>	<b>0</b>	<b>0</b>	<b>0</b>	<b>0</b>	<b>0</b>


**8**
**Trey Quinn**  
**Wide Receiver**
**6-0 • 197 • So. • 1L**
**Lake Charles, La. (Barbe HS)**

**SOPHOMORE SEASON (2015)**

Talented sophomore with tremendous hands and the ability to line up at any of the receiver positions ... Started seven games as a true freshman in 2014 and finished the year with 17 catches for 193 yards.

**QUINN'S CAREER RECEIVING HIGHS**

Receptions: 3, 2x (Last: at Florida, 2014; First: New Mexico State, 2014)

Yards: 46, New Mexico State, 2014

Long: 27, New Mexico State, 2014

**QUINN'S CAREER RECEIVING STATS**

YEAR	G-GS	REC.	YDS.	TD	LONG
2014	13-7	17	193	0	27
2015	3-0	1	14	0	14
<b>Totals</b>	<b>16-7</b>	<b>18</b>	<b>207</b>	<b>0</b>	<b>27</b>

**QUINN'S CAREER RUSHING STATS**

YEAR	G-GS	REC.	YDS.	TD	LONG
2014	13-7	2	11	0	9
2015	3-0	0	0	0	0
<b>Totals</b>	<b>16-7</b>	<b>2</b>	<b>11</b>	<b>0</b>	<b>9</b>

**QUINN'S CAREER PUNT RETURN STATS**

YEAR	G-GS	ATT.	YDS.	TD	LONG
2014	13-7	1	7	0	7
2015	2-0	0	0	0	0
<b>Totals</b>	<b>15-7</b>	<b>1</b>	<b>7</b>	<b>0</b>	<b>7</b>


**40**
**Duke Riley**  
**Linebacker**
**6-0 • 227 • Jr. • 2L**
**Buras, La. (John Curtis HS)**

**JUNIOR SEASON (2015)**

Posted five tackles in the win over Auburn ... A speedy linebacker that has the ability to put pressure on the quarterback and cover receivers down field ... Became a fan-favorite in his first two seasons with his play on kickoff coverage where he consistently delivered devastating blows ... Has played in 29 career games with one start ... Excellent defender on special teams who will compete for playing time at linebacker.

**RILEY'S CAREER HIGHS**

Total tackles: 8, ULM, 2014

Tackles for loss: 0.5, Auburn, 2013

Sacks: 0

**RILEY'S CAREER DEFENSIVE STATS**

YEAR	G-GS	UT	AT	TT	TFL	SACKS	PBU	QBH	INT	FF	FR
2013	13-0	1	6	7	0.5-8	0	0	0	0	0	0
2014	13-1	6	14	20	0	0	0	0	0	0	1-0
2015	3-0	7	4	11	0	0	0	0	0	0	0
<b>Totals</b>	<b>29-1</b>	<b>14</b>	<b>24</b>	<b>38</b>	<b>0.5-8</b>	<b>0</b>	<b>0</b>	<b>0</b>	<b>0</b>	<b>0</b>	<b>1-0</b>


**89**
**DeSean Smith**  
**Tight End**
**6-5 • 243 • Jr. • 2L**  
**Lake Charles, La. (Barbe HS)**

**JUNIOR SEASON (2015)**

Made one catch for a career-long 23 yards in the opener at Mississippi State ... Athletic tight end who has an opportunity to play a key role in the passing game for LSU in 2015 ... Can line up inside or has speed to split out wide and make plays downfield ... Has played in all 29 career games during his LSU career.

**SMITH'S CAREER RECEIVING HIGHS**

Receptions: 4, vs. Notre Dame, 2014

Yards: 66, vs. Notre Dame, 2014

Long: 23 at Mississippi State, 2015

**SMITH'S CAREER RECEIVING STATS**

YEAR	G-GS	REC.	YDS.	TD	LONG
2013	13-0	1	14	0	14
2014	13-0	4	66	0	21
2015	3-0	1	23	0	23
<b>TOTALS</b>	<b>29-0</b>	<b>6</b>	<b>103</b>	<b>0</b>	<b>23</b>


**13**
**Dwayne Thomas**  
**Defensive Back**
**6-0 • 186 • Jr. • 2L**  
**New Orleans, La. (O.P. Walker HS)**

**JUNIOR SEASON (2015)**

Recorded a TFL at Syracuse ... Earned a career-high 10 tackles long with one PBU in his first career start at Mississippi State ... A veteran in the secondary for the Tigers in 2015 ... Starter at nickelback when LSU goes to a 4-2-5 package ... Missed most of the 2014 season with a knee injury but was back at full speed for the spring ... Can play either safety position, cornerback and also lines up in LSU's nickel and dime packages ... Team leader on the defensive side of the ball ... For career, has played in 21 games with 45 tackles, 6.5 tackles for loss and 4.5 sacks ... Has been responsible for creating four turnovers (1 interception, 1 fumble recovery, 2 forced fumbles).

**D. THOMAS' CAREER HIGHS**

Total tackles: 10 at Mississippi State, 2015

PBUs: 3, Auburn, 2013

Sacks: 2.0, Furman, 2013

Interceptions: 1, Sam Houston State, 2014

**D. THOMAS' CAREER DEFENSIVE STATS**

YEAR	G-GS	UT	AT	TT	TFL	SACKS	PBU	QBH	INT	FF	FR
2012	3-0	0	0	0	0	0	0	0	0	0	0
2013	11-0	6	4	10	4.0-24	3.0-23	5	1	0	2	0
2014	5-0	8	16	24	2.5-11	1.5-10	1	2	1-0	0	1-0
2015	3-3	5	8	13	1.0-2	0	1	0	0	0	0
<b>TOTALS</b>	<b>22-3</b>	<b>19</b>	<b>28</b>	<b>47</b>	<b>7.5-37</b>	<b>4.5-33</b>	<b>7</b>	<b>3</b>	<b>1-0</b>	<b>2</b>	<b>1-0</b>


**95**
**Quentin Thomas**  
**Defensive Tackle**
**6-4 • 313 • Sr. • 2L**  
**Breaux Bridge, La. (Breaux Bridge HS)**

**SENIOR SEASON (2015)**

Slowed by injuries to both biceps last season ... Played through the pain and provided leadership at a position of youth ... Will push Davon Godchaux and Christian LaCouture for playing time in 2015 ... For career, played in 25 games and recorded 19 tackles ... The only fifth-year senior on the team.

**Q. THOMAS' CAREER HIGHS**

Total tackles: 4, UAB, 2013

Tackles for loss: 0.5, 2x (Last: Ole Miss, 2014; First: Furman, 2013)

Sacks: 0

**Q. THOMAS' CAREER DEFENSIVE STATS**

YEAR	G-GS	UT	AT	TT	TFL	SACKS	PBU	QBH	INT	FF	FR
2012	3-0	0	1	1	0	0	0	0	0	0	0
2013	11-1	3	6	9	0.5-3	0	2	0	0	0	1-0
2014	11-3	1	8	9	0.5-1	0	1	0	0	0	0
2015	0-0	0	0	0	0	0	0	0	0	0	0
<b>TOTALS</b>	<b>25-4</b>	<b>4</b>	<b>15</b>	<b>19</b>	<b>1.0-4</b>	<b>0</b>	<b>3</b>	<b>0</b>	<b>0</b>	<b>0</b>	<b>1-0</b>


**23**
**Corey Thompson**  
**Safety**
**6-2 • 221 • Jr. • 2L**  
**Missouri City, Texas (Elkins HS)**

**JUNIOR SEASON (2015)**

Primary reserve at free safety ... Missed all of 2014 recovering from a knee injury ... Comes from an athletic family as his dad played football at Texas A&M and his mom was a track star at both the collegiate and International levels ... Has played in 26 games in career with five starts ... Has 54 tackles and three pass breakups to his credit ... Switches numbers from No. 12 to No. 23 this year.

**THOMPSON'S CAREER HIGHS**

Total tackles: 8 at Alabama, 2013

Tackles for loss: 0.5 vs. Auburn, 2013

Interceptions: None

PBUs: 3 at Mississippi State, 2013

**THOMPSON'S CAREER DEFENSIVE STATS**

YEAR	G-GS	UT	AT	TT	TFL	SACKS	PBU	QBH	INT	FF	FR
2012	13-0	5	6	11	0	0	0	0	0	0	0
2013	10-5	17	23	40	0.5-8	0	3	0	0	0	0
2014	DNP (Injured)										
2015	3-0	0	3	3	0	0	0	0	0	0	0
<b>TOTALS</b>	<b>26-5</b>	<b>22</b>	<b>32</b>	<b>54</b>	<b>0.5-8</b>	<b>0</b>	<b>3</b>	<b>0</b>	<b>0</b>	<b>0</b>	<b>0</b>


**2**
**Kevin Toliver II**
**Cornerback**
**6-2 • 196 • Fr. • HS**
**Jacksonville, Fla. (Trinity Christian)**

**TRUE FRESHMAN SEASON (2015)**

Earned a tackle for loss against Auburn ... In his first career game as a Tiger he racked up seven tackles (six solo) and one diving PBU ... Blue chip cornerback prospect that expects to contribute immediately ... Listed as a backup corner behind Dwayne Thomas but will see the field early and often ... Will start at corner when LSU shifts to the nickel package.

**TOLIVER II'S CAREER HIGHS**

Total tackles: 7 at Mississippi State, 2015

PBUs: 1 at Mississippi State, 2015

INT: 0

**TOLIVER II'S CAREER DEFENSIVE STATS**

YEAR	G-GS	UT	AT	TT	TFL	SACKS	PBU	QBH	INT	FF	FR
2015	3-2	10	1	11	1.0-1	0	1	0	0	0	0
<b>Totals</b>	<b>3-2</b>	<b>10</b>	<b>1</b>	<b>11</b>	<b>1.0-1</b>	<b>0</b>	<b>1</b>	<b>0</b>	<b>0</b>	<b>0</b>	<b>0</b>


**18**
**Tre'Davious White**
**Cornerback**
**5-11 • 191 • Jr. • 2L**
**Shreveport, La. (Green Oaks HS)**


• 2015 Preseason All-SEC Second Team (Coaches, Media)

• 2013 All-SEC Freshman Team (Coaches)

**JUNIOR SEASON (2015)**

Returned a punt 69 yards for a touchdown in the third quarter to break open a tight game against Syracuse ... The 69 yard return was the longest of his career and the second time that he's returned a punt for a TD ... Finished contest with 2 punt returns for 75 yards and added 4 tackles for LSU defense that held Syracuse to 281 total yards ... Recorded six tackles and two PBUs in the opener at Mississippi State ... In his third season as a starter at cornerback for the Tigers ... Made an immediate impact as a true freshman in 2013 where he took over as the starter at cornerback in third week of the season and never relinquished the role ... Served as LSU's primary punt returner in 2014 and again in 2015 ... Has started in 27 of 29 career games ... Riding streak of 27 consecutive starts at cornerback ... For career, has 104 tackles, four interceptions and 15 PBUs.

**WHITE'S CAREER HIGHS**

Total tackles: 8, Arkansas, 2013

PBUs: 2, 3x (Last: at Mississippi State, 2015; First: at Mississippi State, 2013)

INT: 1, 4x (Last: at Florida, 2014; First: at Mississippi State, 2013)

**WHITE'S CAREER DEFENSIVE STATS**

YEAR	G-GS	UT	AT	TT	TFL	SACKS	PBU	QBH	INT	FF	FR
2013	13-11	39	16	55	2.5-3	0	7	0	2-40	1	0
2014	13-13	23	10	33	3.0-4	1.0-2	6	1	2-0	0	0
2015	3-3	11	5	16	0	0	2	0	0	0	0
<b>Totals</b>	<b>29-27</b>	<b>73</b>	<b>31</b>	<b>104</b>	<b>5.5-7</b>	<b>1.0-2</b>	<b>15</b>	<b>1</b>	<b>4-40</b>	<b>1</b>	<b>0</b>

**WHITE'S CAREER PUNT RETURN STATS**

YEAR	G-GS	ATT.	YDS.	TD	LONG
2013	13-11	0	0	0	0
2014	13-13	24	264	1	67 (TD)
2015	3-3	5	100	1	69 (TD)
<b>Totals</b>	<b>29-27</b>	<b>29</b>	<b>364</b>	<b>2</b>	<b>69</b>

**WHITE IN THE SEC RANKINGS • SEPT. 27**

20.0 Punt Return Average Per Game • 2nd


**34**
**Darrel Williams**
**Running Back**
**6-0 • 232 • So. • 1L**
**Marrero, La. (John Ehret HS)**

**SOPHOMORE SEASON (2015)**

Carried it 12 times for 45 yards with a long of 12 in the opener at Mississippi State ... Primary backup to Leonard Fournette at running back after a successful freshman season in 2014 ... Will also see time as a kickoff returner ... Possesses great size with the ability to run through defenders ... Rushed for 302 yards and three touchdowns as a freshman.

**WILLIAMS' CAREER RUSHING HIGHS**

Attempts: 14, Sam Houston State, 2014

Yards: 65, Sam Houston State, 2014

Touchdowns: 2, ULM, 2014

Long: 22, ULM, 2014

**WILLIAMS' RECEIVING CAREER HIGHS**

Receptions: 2, 2x (Last: at Auburn, 2014; First: Mississippi State, 2014)

Yards: 38, Mississippi State, 2014

Long: 21, Mississippi State, 2014

**WILLIAMS' CAREER RUSHING STATS**

YEAR	G-GS	ATT.	YDS.	TD	LONG
2014	12-0	64	302	3	22
2015	3-0	22	94	0	12
<b>Totals</b>	<b>15-0</b>	<b>86</b>	<b>396</b>	<b>3</b>	<b>22</b>

**WILLIAMS CAREER RECEIVING STATS**

YEAR	G-GS	REC.	YDS.	TD	LONG
2014	12-0	6	63	0	25
2015	3-0	0	0	0	0
<b>Totals</b>	<b>15-0</b>	<b>6</b>	<b>63</b>	<b>0</b>	<b>25</b>

**WILLIAMS' CAREER KICKOFF RETURN STATS**

YEAR	G-GS	ATT.	YDS.	TD	LONG
2014	12-0	1	21	0	21
2015	3-0	1	8	0	8
<b>Totals</b>	<b>15-0</b>	<b>2</b>	<b>29</b>	<b>0</b>	<b>21</b>

## TURNOVERS

Opponent	Forced by LSU				Forced By Opponent				
	Fum	Int	Tot	Pts Off	Margin	Fum	Int	Tot	Pts Off
at Mississippi State	0	0	0	0	0	0	0	0	0
Auburn	1	1	2	7	+2	0	0	0	0
at Syracuse	0	1	1	3	+1	0	0	0	0
Eastern Michigan									
at South Carolina									
Florida									
Western Kentucky									
at Alabama									
Arkansas									
at Ole Miss									
Texas A&M									
<b>TOTALS</b>	<b>1</b>	<b>2</b>	<b>3</b>	<b>10</b>	<b>+3</b>	<b>0</b>	<b>0</b>	<b>0</b>	<b>0</b>

## LSU BIG PLAYS

Opponent	Rushing				Passing				Special Teams	
	15+	20+	30+	40+	20+	30+	40+	50+	Block	Ret. TD
at Mississippi State	7	2	0	0	2	0	0	0	0	0
Auburn	8	7	3	2	0	0	0	0	0	0
at Syracuse	6	4	3	2	2	2	2	1	0	1
Eastern Michigan										
at South Carolina										
Florida										
Western Kentucky										
at Alabama										
Arkansas										
at Ole Miss										
Texas A&M										
<b>TOTALS</b>	<b>21</b>	<b>13</b>	<b>6</b>	<b>4</b>	<b>4</b>	<b>2</b>	<b>2</b>	<b>1</b>	<b>0</b>	<b>1</b>

## OPPONENT BIG PLAYS

Opponent	Rushing				Passing				Special Teams	
	15+	20+	30+	40+	20+	30+	40+	50+	Block	Ret. TD
at Mississippi State	0	0	0	0	2	1	0	0	0	0
Auburn	3	1	1	1	1	0	0	0	0	0
at Syracuse	2	1	0	0	1	1	1	0	0	0
Eastern Michigan										
at South Carolina										
Florida										
Western Kentucky										
at Alabama										
Arkansas										
at Ole Miss										
Texas A&M										
<b>TOTALS</b>	<b>5</b>	<b>2</b>	<b>1</b>	<b>1</b>	<b>4</b>	<b>2</b>	<b>1</b>	<b>0</b>	<b>0</b>	<b>0</b>

## LSU SCORING DRIVES

OPPONENT	No.	Plays	Yards	Time	For TD	Plays	Yards	Time
at Mississippi State	3	5.7	56.3	2:45	3	5.7	56.3	2:45
Auburn	7	7.3	65.3	3:29	6	6.7	65.3	3:19
at Syracuse	5	6.8	64.2	3:10	3	5.3	79.7	2:41
Eastern Michigan								
at South Carolina								
Florida								
Western Kentucky								
at Alabama								
Arkansas								
at Ole Miss								
Texas A&M								
<b>TOTALS</b>	<b>15</b>	<b>6.8</b>	<b>63.1</b>	<b>3:14</b>	<b>12</b>	<b>6.1</b>	<b>66.7</b>	<b>3:01</b>

\*Does not include overtime drives



## FIELD POSITION

	LSU			
Opponent	No. of Drives	Avg. Start	Inside 20	Past 50
at Mississippi State	14	29	3	2
Auburn	12	30	2	1
at Syracuse	11	28	4	2
Eastern Michigan				
at South Carolina				
Florida				
Western Kentucky				
at Alabama				
Arkansas				
at Ole Miss				
Texas A&M				
<b>TOTALS</b>	37	29	9	5

\* - does not include overtime drives

	Opponents			
Opponent	No. of Drives	Avg. Start	Inside 20	Past 50
at Mississippi State	13	25	5	1
Auburn	11	29	2	1
at Syracuse	12	32	1	1
Eastern Michigan				
at South Carolina				
Florida				
Western Kentucky				
at Alabama				
Arkansas				
at Ole Miss				
Texas A&M				
<b>TOTALS</b>	36	28.6	8	3

\* - does not include overtime drives

## DRIVE STATISTICS

	LSU						
		3 & Out	Pct.	Score	Pct.	TD	Pct.
at Mississippi State	14	4	28.6	3	21.4	3	21.4
Auburn	12	2	16.7	7	58.3	6	50.0
at Syracuse	11	3	27.3	5	45.5	3	27.3
Eastern Michigan							
at South Carolina							
Florida							
Western Kentucky							
at Alabama							
Arkansas							
at Ole Miss							
Texas A&M							
<b>TOTALS</b>	37	9	24.3	15	40.5	12	32.4

	Opponents						
		3 & Out	Pct.	Score	Pct.	TD	Pct.
at Mississippi State	13	4	30.8	4	30.8	2	15.4
Auburn	11	3	27.3	3	27.3	3	27.3
at Syracuse	12	5	41.7	4	33.3	3	25.0
Eastern Michigan							
at South Carolina							
Florida							
Western Kentucky							
at Alabama							
Arkansas							
at Ole Miss							
Texas A&M							
<b>TOTALS</b>	36	12	33.3	11	30.6	7	19.4

## IN THE REDZONE

	LSU				
	Inside 20	TD	Run/Pass	TD Pct.	Score Pct.
at Mississippi State	2	2	2/0	100.0	100.0
Auburn	5	4	3/1	80.0	20.0
at Syracuse	5	2	1/1	40.0	80.0
Eastern Michigan					
at South Carolina					
Florida					
Western Kentucky					
at Alabama					
Arkansas					
at Ole Miss					
Texas A&M					
<b>TOTALS</b>	12	8	6/2	66.7	91.7

	Opponents				
	Inside 20	TD	Run/Pass	TD Pct.	Score Pct.
at Mississippi State	3	2	1/1	66.7	100
Auburn	2	2	0/2	100.0	100.0
at Syracuse	3	2	0/2	66.7	66.7
Eastern Michigan					
at South Carolina					
Florida					
Western Kentucky					
at Alabama					
Arkansas					
at Ole Miss					
Texas A&M					
<b>TOTALS</b>	8	6	1/5	75.0	87.5

## DRIVE SUPERLATIVES

### Longest Drive

No. of Plays	<b>LSU</b> 13; (78 yards, 7:33) vs. Auburn results in TD
By No. of Yards	95; (6p, 2:52) vs. Auburn results in TD
By Time of Possession	7:33 (13, 78 yds) vs. Auburn results in TD

### Opponents

16 by Syracuse (75 yds, 3:12); results in TD
87 by Mississippi State (14p, 4:18); results in TD
5:28 by Auburn (10p, 70 yds); results in TD

### Shortest Drive

By No. of Plays	<b>LSU</b> 1; (Last: -5 yds, 0:38) at Mississippi State; results in End of Half
By No. of Yards	-13; (3p, 2:30) at Syracuse; results in Punt
By Time of Possession	0:28 (1p, 2 yds) vs. Auburn; results in End of Half

### Opponents

3; 11 times (Last: 7 yds, 1:30) by Syracuse; results in Interception
-15 (3p, 2:01) by Mississippi State; results in Punt
0:43 (3p, 5 yds) by Mississippi State; results in Punt

## LSU DRIVE CHARTS

### at Mississippi State

Qtr.	Time	Start	PI-Yds	TOP	Result
1st	12:52	L 24	3-9	2:14	Punt
1st	8:59	M 48	8-48	4:22	TOUCHDOWN
1st	2:36	M 46	2-46	0:38	TOUCHDOWN
2nd	14:46	L20	6-24	3:00	Punt
2nd	10:15	L 11	7-28	3:56	Punt
2nd	4:22	L 25	3-2	1:37	Punt
2nd	0:38	L 39	1-(-5)	0:38	End of Half
3rd	14:54	L 24	3-7	2:00	Punt
3rd	10:04	L 25	7-75	3:16	TOUCHDOWN
3rd	5:59	L 30	4-20	1:56	Punt
4th	14:41	L 19	3-(-1)	2:05	Punt
4th	10:18	L 15	9-42	4:46	Punt
4th	3:55	L 29	5-17	2:23	Punt
4th	0:00	L 34	0-0	0:00	End of Half

### vs. Auburn

Qtr.	Time	Start	PI-Yds	TOP	Result
1st	15:00	L 25	4-75	1:41	TOUCHDOWN
1st	9:12	L 22	13-78	7:33	TOUCHDOWN
2nd	14:49	L 28	3-8	1:43	Punt
2nd	11:18	L 20	11-65	4:24	FIELD GOAL
2nd	5:02	L 5	6-95	2:52	TOUCHDOWN
2nd	0:28	L 9	1-2	0:28	End of Half
3rd	13:19	L 36	6-64	2:23	TOUCHDOWN
3rd	9:21	L 47	5-13	2:51	Punt
3rd	5:04	A 5	2-5	0:50	TOUCHDOWN
3rd	1:03	L 25	9-75	4:40	TOUCHDOWN
4th	5:47	L 25	3-1	2:18	Punt
4th	1:54	L 20	3-(-5)	1:54	End of Half

### at Syracuse

Qtr.	Time	Start	PI-Yds	TOP	Result
1st	12:03	L 40	7-31	3:44	Punt
1st	7:22	S 00	6-91	3:26	TOUCHDOWN
1st	2:16	L 30	3-(-5)	1:38	Punt
2nd	14:10	L 27	3-(-13)	2:30	Punt
2nd	6:53	L 31	6-25	2:37	Punt
2nd	0:00	L 20	0-0	0:00	End of Half
3rd	15:00	S 04	12-76	5:16	FIELD GOAL
3rd	6:02	S 00	4-75	1:53	TOUCHDOWN
3rd	1:11	L 18	3-5	1:25	Punt
4th	12:00	S 00	6-73	2:46	TOUCHDOWN
4th	7:44	S 20	6-6	2:33	FIELD GOAL
4th	1:52	S 17	4-31	1:52	End of Half

## OPPONENT DRIVE CHARTS

### at Mississippi State

Qtr.	Time	Start	PI-Yds	TOP	Result
1st	15:00	M 25	5-16	2:08	Punt
1st	10:38	M 9	3-6	1:39	Punt
1st	4:37	M 25	3-(-15)	2:01	Punt
1st	1:51	M 23	5-23	2:05	Punt
2nd	11:46	M 19	7-36	1:31	Punt
2nd	6:19	M 28	3-6	1:57	Punt
2nd	2:45	M 37	9-37	2:01	FIELD GOAL
3rd	12:54	L 46	9-40	2:50	FIELD GOAL
3rd	6:42	M 27	3-5	0:43	Punt
3rd	4:03	M 13	14-87	4:18	TOUCHDOWN
4th	12:36	M 36	5-25	2:18	Punt
4th	5:32	M 18	6-82	1:32	TOUCHDOWN
4th	1:32	M 11	11-55	1:32	Missed Field Goal

### vs. Auburn

Qtr.	Time	Start	PI-Yds	TOP	Result
1st	13:19	A 25	8-10	4:07	Punt
1st	1:39	A 25	7-17	1:50	INT
2nd	13:06	A 19	4-25	1:48	Punt
2nd	6:47	A 36	4-9	1:45	Punt
2nd	2:01	A 28	3-4	1:33	Punt
3rd	15:00	A 25	4-75	1:41	TOUCHDOWN
3rd	10:56	A 25	3-(-1)	1:35	Punt
3rd	6:30	A 9	4-(-4)	1:26	Fumble
3rd	4:04	A 41	6-59	3:01	TOUCHDOWN
4th	11:15	A 30	10-70	5:28	TOUCHDOWN
4th	3:29	L 44	3-(-4)	1:35	Punt

### at Syracuse

Qtr.	Time	Start	PI-Yds	TOP	Result
1st	15:00	S 37	3-4	2:57	Punt
1st	8:19	S 47	3-2	0:57	Punt
1st	3:56	S 27	3-(-5)	1:40	Punt
1st	0:38	L 47	4-7	1:28	Downs
2nd	11:40	S 40	9-33	4:42	FIELD GOAL
2nd	4:16	S 26	12-61	4:16	Missed Field Goal
3rd	9:37	S 21	3-(-6)	1:49	Punt
3rd	7:40	S 33	3-67	1:38	TOUCHDOWN
3rd	4:02	S 20	6-34	2:51	Punt
4th	14:46	S 44	7-56	2:40	TOUCHDOWN
4th	9:14	S 18	3-7	1:30	INT
4th	5:05	S 25	16-75	3:12	TOUCHDOWN

## LSU SUPERLATIVES

	<b>Highs</b>
<b>Points Scored</b>	45 vs. Auburn (9/19)
<b>Total Yards</b>	485 vs. Auburn (9/19)
<b>Rushing Yards</b>	411 vs. Auburn (9/19)
<b>Rushing Attempts</b>	48 vs. Auburn (9/19)
<b>Rushing TDs</b>	5 vs. Auburn (9/19)
<b>Passing Yards</b>	157 at Syracuse (9/26)
<b>Passes Completed</b>	12 vs. Auburn (9/19)
<b>Passes Attempted</b>	17 vs. Auburn (9/19)
<b>Passing TDs</b>	1 vs. Auburn (9/19) & at Syracuse (9/26)
<b>Passes Intercepted</b>	1 vs. Auburn (9/19)
<b>First Downs</b>	20 vs. Auburn (9/19)
<b>Penalties</b>	14 at Syracuse (9/26)
<b>Penalty Yards</b>	120 at Syracuse (9/26)
<b>Sacks</b>	5 vs. Auburn (9/19)

	<b>Lows</b>
<b>Points Scored</b>	21 at Mississippi State (9/12)
<b>Total Yards</b>	337 at Mississippi State (9/12)
<b>Rushing Yards</b>	266 at Mississippi State (9/12)
<b>Rushing Attempts</b>	42 at Syracuse (9/26)
<b>Rushing TDs</b>	2 at Syracuse (9/26)
<b>Passing Yards</b>	71 at Mississippi State (9/12)
<b>Passes Completed</b>	8 at Syracuse (9/26)
<b>Passes Attempted</b>	14 at Mississippi State (9/12)
<b>Passing TDs</b>	0 at Mississippi State (9/12)
<b>Passes Intercepted</b>	0 at Mississippi State (9/12)
<b>First Downs</b>	16 at Mississippi State (9/12)
<b>Penalties</b>	5 vs. Auburn (9/19)
<b>Penalty Yards</b>	43 vs. Auburn (9/19)
<b>Sacks</b>	1 at Syracuse (9/26)

	<b>Individual</b>
<b>All-Purpose Yds</b>	251 by Leonard Fournette at Syracuse (9/26)
<b>Rushing Yards</b>	244 by Leonard Fournette at Syracuse (9/26)
<b>Rushing Carries</b>	28 by Leonard Fournette at Mississippi State (9/12)
<b>Rushing TDs</b>	3 by Leonard Fournette vs. Auburn (9/19)
<b>Longest Rush</b>	71 yards by Leonard Fournette vs. Auburn (9/19)
<b>Passing Yards</b>	157 by Brandon Harris at Syracuse (9/26)
<b>Pass Completions</b>	12 by Brandon Harris vs. Auburn (9/19)
<b>Passing Attempts</b>	17 by Brandon Harris vs. Auburn (9/19)
<b>Passes Intercepted</b>	1 by Jamal Adams vs. Auburn (9/19)
<b>Passing TDs</b>	1 by Brandon Harris vs. Auburn (9/19) & Syracuse (9/26)
<b>Longest Pass</b>	51 yards by Brandon Harris at Syracuse (9/26)
<b>Receiving Yards</b>	73 by Malachi Dupre at Syracuse (9/26)
<b>Receptions</b>	4 by Travin Dural & Malachi Dupre against multiple teams
<b>Receiving TDs</b>	1 by Collin Jeter vs. Aub. (9/19) & Malachi Dupre at Cuse (9/26)
<b>Longest Reception</b>	51 by Travin Dural at Syracuse (9/26)
<b>FG's Made</b>	2 by Trent Domingue at Syracuse (9/26)
<b>FG's Attempted</b>	2 by Trent Domingue at Syracuse (9/26)
<b>Longest FG Made</b>	37 yards by Trent Domingue at Syracuse (9/26)
<b>PAT's</b>	6 by Trent Domingue vs. Auburn (9/19)
<b>Punts</b>	9 by Jamie Keehn at Mississippi State (9/12)
<b>Punts Average</b>	40.3 by Jamie Keehn vs. Auburn (9/19)
<b>Longest Punt</b>	58 by Jamie Keehn at Mississippi State (9/12)
<b>Punt Return Yds</b>	75 by Tre'Davious White at Syracuse (9/26)
<b>Longest Punt Ret.</b>	69 yards by Tre'Davious White at Syracuse (9/26)
<b>KO Return Yards</b>	57 by Donte' Jackson at Syracuse (9/26)
<b>Longest KO Ret.</b>	27 by Donte' Jackson at Syracuse (9/26)
<b>Total Tackles</b>	12 by Deion Jones at Mississippi State (9/12)
<b>Tackles for Loss</b>	1 by multiple players at State (9/12) Aub. (9/19), Cuse (9/26)
<b>Sacks</b>	2 by Davon Godchaux vs. Auburn (9/19)
<b>Interceptions</b>	1 by Jamal Adams vs. Aub (9/19) & Deion Jones at Cuse (9/26)
<b>Int. Return Yards</b>	0 by Jamal Adams vs. Aub. (9/19) & Deion Jones at Cuse (9/26)

## OPPONENT SUPERLATIVES

	<b>Highs</b>
<b>Points Scored</b>	24 by Syracuse (9/26)
<b>Total Yards</b>	378 by Mississippi State (9/12)
<b>Rushing Yards</b>	160 by Auburn (9/19)
<b>Rushing Attempts</b>	37 by Auburn (9/19)
<b>Rushing TDs</b>	1 by Mississippi State (9/12) & Auburn (9/19)
<b>Passing Yards</b>	335 by Mississippi State (9/12)
<b>Passes Completed</b>	34 by Mississippi State (9/12)
<b>Passes Attempted</b>	54 by Mississippi State (9/12)
<b>Passing TDs</b>	3 by Syracuse (9/26)
<b>Passes Intercepted</b>	0 by Mississippi State (9/12) & Auburn (9/19) & Syracuse (9/26)
<b>First Downs</b>	27 by Mississippi State (9/12)
<b>Penalties</b>	5 by Mississippi State (9/12)
<b>Penalty Yards</b>	45 by Mississippi State (9/12)
<b>Sacks</b>	1 by Mississippi State (9/12) & Syracuse (9/26)

	<b>Lows</b>
<b>Points Scored</b>	19 by Mississippi State (9/12)
<b>Total Yards</b>	260 by Auburn (9/19)
<b>Rushing Yards</b>	43 by Mississippi State (9/12)
<b>Rushing Attempts</b>	26 by Mississippi State (9/12)
<b>Rushing TDs</b>	0 by Syracuse (9/26)
<b>Passing Yards</b>	100 by Auburn (9/19)
<b>Passes Completed</b>	11 by Auburn (9/19)
<b>Passes Attempted</b>	19 by Auburn (9/19)
<b>Passing TDs</b>	1 by Mississippi State (9/12)
<b>Passes Intercepted</b>	0 by Mississippi State (9/12) & Auburn (9/19) & Syracuse (9/26)
<b>First Downs</b>	16 by Auburn (9/19)
<b>Penalties</b>	4 by Auburn (9/19) & Syracuse (9/26)
<b>Penalty Yards</b>	26 by Auburn (9/19)
<b>Sacks</b>	0 by Auburn (9/19)

	<b>Individual</b>
<b>All-Purpose Yds</b>	261 by Brisly Estime for Syracuse (9/26)
<b>Rushing Yards</b>	41 by Jeremy Johnson for Auburn (9/19)
<b>Rushing Carries</b>	12 by Jeremy Johnson for Auburn (9/19)
<b>Rushing TDs</b>	1 by Prescott for Miss State (9/12) & Johnson for Auburn (9/19)
<b>Longest Rush</b>	65 yards by Jeremy Johnson for Auburn (9/19)
<b>Passing Yards</b>	335 by Dak Prescott for Mississippi State (9/12)
<b>Pass Completions</b>	34 by Dak Prescott for Mississippi State (9/12)
<b>Passing Attempts</b>	52 by Dak Prescott for Mississippi State (9/12)
<b>Passes Intercepted</b>	0 for Mississippi State (9/12) & Auburn (9/19) & Syracuse (9/26)
<b>Passing TDs</b>	3 by Zack Mahoney for Syracuse (9/26)
<b>Longest Pass</b>	40 yards by Zack Mahoney for Syracuse (9/26)
<b>Receiving Yards</b>	86 by De'Runnya Wilson for Mississippi State (9/12)
<b>Receptions</b>	9 by Fred Ross for Mississippi State (9/12)
<b>Receiving TDs</b>	1 by multiple players for State (9/12), Aub (9/19), Cuse (9/26)
<b>Longest Reception</b>	40 by Brisly Estime for Syracuse (9/26)
<b>FG's Made</b>	2 by Westin Graves for Mississippi State (9/12)
<b>FG's Attempted</b>	2 by Westin Graves for State (9/12) & Cole Murphy for Cuse (9/26)
<b>Longest FG Made</b>	43 yards by Graves for State (9/12) & Murphy for Cuse (9/26)
<b>PAT's</b>	3 by Daniel Carlson for Aub. (9/19) & C. Murphy for Cuse (9/26)
<b>Punts</b>	6 by Kevin Phillips for Auburn (9/19)
<b>Punts Average</b>	50.0 by Kevin Phillips for Auburn (9/19)
<b>Longest Punt</b>	56 by Kevin Phillips for Aub. (9/19) & Riley Dixon for Cuse (9/26)
<b>Punt Return Yds</b>	44 yards by Brisly Estime for Syracuse (9/26)
<b>Longest Punt Ret.</b>	28 by Brisly Estime for Syracuse (9/26)
<b>KO Return Yards</b>	158 by Brisly Estime for Syracuse (9/26)
<b>Longest KO Ret.</b>	40 by Kerry Johnson for Auburn (9/19)
<b>Total Tackles</b>	11 by Richie Brown for Mississippi State (9/12)
<b>Tackles for Loss</b>	2.5 by Antwan Cordy for Syracuse (9/26)
<b>Sacks</b>	1 by multiple players for Miss. State (9/12) & Syracuse (9/26)
<b>Interceptions</b>	0 for Mississippi State (9/12) & Auburn (9/19) & Syracuse (9/26)
<b>Int. Return Yards</b>	N/A

2015 LSU Football  
 LSU Game Results (as of Sep 27, 2015)  
 All games

Date	Opponent		Score	Overall	Conference	Time	Attend
* Sep 12, 2015	at #25 Mississippi State	W	21-19	1-0	1-0	3:30	62531
* Sep 19, 2015	#18 AUBURN	W	45-21	2-0	2-0	3:13	102321
Sep 26, 2015	at Syracuse	W	34-24	3-0	2-0	3:43	43101



**2015 LSU Football**  
**LSU Overall Team Statistics (as of Sep 27, 2015)**  
**All games**

<b>Team Statistics</b>	<b>LS</b>	<b>OPP</b>
SCORING	100	64
Points Per Game	33.3	21.3
FIRST DOWNS	53	63
Rushing	35	23
Passing	14	33
Penalty	4	7
RUSHING YARDAGE	945	330
Yards gained rushing	1011	432
Yards lost rushing	66	102
Rushing Attempts	137	95
Average Per Rush	6.9	3.5
Average Per Game	315.0	110.0
TDs Rushing	10	2
PASSING YARDAGE	302	589
Comp-Att-Int	29-47-0	61-111-2
Average Per Pass	6.4	5.3
Average Per Catch	10.4	9.7
Average Per Game	100.7	196.3
TDs Passing	2	6
TOTAL OFFENSE	1247	919
Total Plays	184	206
Average Per Play	6.8	4.5
Average Per Game	415.7	306.3
KICK RETURNS: #-Yards	7-106	13-329
PUNT RETURNS: #-Yards	5-100	4-92
INT RETURNS: #-Yards	2-0	0-0
KICK RETURN AVERAGE	15.1	25.3
PUNT RETURN AVERAGE	20.0	23.0
INT RETURN AVERAGE	0.0	0.0
FUMBLES-LOST	1-0	3-1
PENALTIES-Yards	28-258	13-107
Average Per Game	86.0	35.7
PUNTS-Yards	17-660	19-825
Average Per Punt	38.8	43.4
Net punt average	33.4	35.0
KICKOFFS-Yards	19-1198	13-746
Average Per Kick	63.1	57.4
Net kick average	50.3	39.6
TIME OF POSSESSION/Game	32:14	27:46
3RD-DOWN Conversions	13/34	12/42
3rd-Down Pct	38%	29%
4TH-DOWN Conversions	0/0	5/6
4th-Down Pct	0%	83%
SACKS BY-Yards	9-60	3-26
MISC YARDS	0	0
TOUCHDOWNS SCORED	13	8
FIELD GOALS-ATTEMPTS	3-3	3-5
ON-SIDE KICKS	0-0	0-1
RED-ZONE SCORES	(11-12) 92%	(7-8) 88%
RED-ZONE TOUCHDOWNS	(8-12) 67%	(6-8) 75%
PAT-ATTEMPTS	(13-13) 100%	(7-7) 100%
ATTENDANCE	102321	105632
Games/ Avg Per Game	1/102321	2/52816
Neutral Site Games		0/0

<b>Score by Quarters</b>	<b>1st</b>	<b>2nd</b>	<b>3rd</b>	<b>4th</b>	<b>OT</b>	<b>Total</b>
LSU	35	10	38	17	0	100
Opponents	0	6	24	34	0	64

**2015 LSU Football**  
**LSU Overall Individual Statistics (as of Sep 27, 2015)**  
**All games**

<b>Rushing</b>	<b>gp-gs</b>	<b>att</b>	<b>gain</b>	<b>loss</b>	<b>net</b>	<b>avg</b>	<b>td</b>	<b>lg</b>	<b>avg/g</b>
Leonard Fournette	3-3	73	652	21	631	8.6	8	71	210.3
Brandon Harris	3-3	19	143	26	117	6.2	2	33	39.0
Darrel Williams	3-0	22	99	5	94	4.3	0	12	31.3
Derrius Guice	3-0	10	68	0	68	6.8	0	29	22.7
Nick Brossette	2-0	5	18	0	18	3.6	0	5	9.0
Donte Jackson	3-0	1	14	0	14	14.0	0	14	4.7
Travin Dural	3-3	3	17	4	13	4.3	0	17	4.3
Team	2-0	4	0	10	-10	-2.5	0	0	-5.0
Total	3	137	1011	66	945	6.9	10	71	315.0
Opponents	3	95	432	102	330	3.5	2	65	110.0

<b>Passing</b>	<b>gp-gs</b>	<b>effic</b>	<b>comp-att-int</b>	<b>pct</b>	<b>yds</b>	<b>td</b>	<b>lg</b>	<b>avg/g</b>
Brandon Harris	3-3	129.72	29-47-0	61.7	302	2	51	100.7
Total	3	129.72	29-47-0	61.7	302	2	51	100.7
Opponents	3	113.76	61-111-2	55.0	589	6	40	196.3

<b>Receiving</b>	<b>gp-gs</b>	<b>no.</b>	<b>yds</b>	<b>avg</b>	<b>td</b>	<b>lg</b>	<b>avg/g</b>
Travin Dural	3-3	9	93	10.3	0	51	31.0
Malachi Dupre	3-3	7	103	14.7	1	42	34.3
John Diarse	3-0	3	31	10.3	0	12	10.3
Colin Jeter	3-1	3	17	5.7	1	14	5.7
Leonard Fournette	3-3	2	16	8.0	0	9	5.3
DeSean Smith	3-0	1	23	23.0	0	23	7.7
Trey Quinn	3-0	1	14	14.0	0	14	4.7
Derrius Guice	3-0	1	6	6.0	0	6	2.0
Tyron Johnson	2-0	1	0	0.0	0	0	0.0
Nick Brossette	2-0	1	-1	-1.0	0	0	-0.5
Total	3	29	302	10.4	2	51	100.7
Opponents	3	61	589	9.7	6	40	196.3

<b>Punt Returns</b>	<b>no.</b>	<b>yds</b>	<b>avg</b>	<b>td</b>	<b>lg</b>
Tre'Davious White	5	100	20.0	1	69
Total	5	100	20.0	1	69
Opponents	4	92	23.0	0	28

<b>Interceptions</b>	<b>no.</b>	<b>yds</b>	<b>avg</b>	<b>td</b>	<b>lg</b>
Jamal Adams	1	0	0.0	0	0
Deion Jones	1	0	0.0	0	0
Total	2	0	0.0	0	0
Opponents	0	0	0.0	0	0

<b>Kick Returns</b>	<b>no.</b>	<b>yds</b>	<b>avg</b>	<b>td</b>	<b>lg</b>
Donte Jackson	5	96	19.2	0	27
Lamar Louis	1	2	2.0	0	2
Darrel Williams	1	8	8.0	0	8
Total	7	106	15.1	0	27
Opponents	13	329	25.3	0	40

<b>Fumble Returns</b>	<b>no.</b>	<b>yds</b>	<b>avg</b>	<b>td</b>	<b>lg</b>
Total	0	0	0.0	0	0
Opponents	0	0	0.0	0	0

**2015 LSU Football**  
**LSU Overall Individual Statistics (as of Sep 27, 2015)**  
**All games**

Scoring	td	fg	PAT				dxd	saf	pts
			kick	rush	rcv	pass			
Leonard Fournette	8	-	-	-	-	-	-	-	48
Trent Domingue	-	3-3	13-13	-	-	-	-	-	22
Brandon Harris	2	-	-	-	-	-	-	-	12
Malachi Dupre	1	-	-	-	-	-	-	-	6
Colin Jeter	1	-	-	-	-	-	-	-	6
Tre'Davious White	1	-	-	-	-	-	-	-	6
Total	13	3-3	13-13	-	-	-	-	-	100
Opponents	8	3-5	7-7	-	-	0-1	-	-	64

Total Offense	g	plays	rush	pass	total	avg/g
Leonard Fournette	3	73	631	0	631	210.3
Brandon Harris	3	66	117	302	419	139.7
Darrel Williams	3	22	94	0	94	31.3
Derrius Guice	3	10	68	0	68	22.7
Nick Brossette	2	5	18	0	18	9.0
Donte Jackson	3	1	14	0	14	4.7
Travin Dural	3	3	13	0	13	4.3
Team	2	4	-10	0	-10	-5.0
Total	3	184	945	302	1247	415.7
Opponents	3	206	330	589	919	306.3

Field Goals	fg	pct.	01-19	20-29	30-39	40-49	50-99	lg	blk
Trent Domingue	3-3	100.0	0-0	1-1	2-2	0-0	0-0	37	0

FG Sequence	LSU	Opponents
Mississippi State	-	(43),(24),52
Auburn	(32)	-
Syracuse	(21),(37)	(43),31

Numbers in (parentheses) indicate field goal was made.

Punting	no.	yds	avg	lg	tb	fc	i20	50+	blk
Jamie Keehn	17	660	38.8	58	0	8	7	1	0
Total	17	660	38.8	58	0	8	7	1	0
Opponents	19	825	43.4	56	3	7	7	7	0

Kickoffs	no.	yds	avg	tb	ob	retn	net	ydln
Trent Domingue	19	1198	63.1	6	0			
Total	19	1198	63.1	6	0	25.3	37.8	27
Opponents	13	746	57.4	5	0	15.1	39.6	25

**2015 LSU Football**  
**LSU Overall Individual Statistics (as of Sep 27, 2015)**  
**All games**

<u>All Purpose</u>	<u>g</u>	<u>rush</u>	<u>rcv</u>	<u>pr</u>	<u>kr</u>	<u>ir</u>	<u>total</u>	<u>avg/g</u>
Leonard Fournet	3	631	16	0	0	0	647	215.7
Brandon Harris	3	117	0	0	0	0	117	39.0
Donte Jackson	3	14	0	0	96	0	110	36.7
Travin Dural	3	13	93	0	0	0	106	35.3
Malachi Dupre	3	0	103	0	0	0	103	34.3
Darrel Williams	3	94	0	0	8	0	102	34.0
Tre'Davious Whi	3	0	0	100	0	0	100	33.3
Derrius Guice	3	68	6	0	0	0	74	24.7
John Diarse	3	0	31	0	0	0	31	10.3
DeSean Smith	3	0	23	0	0	0	23	7.7
Colin Jeter	3	0	17	0	0	0	17	5.7
Nick Brossette	2	18	-1	0	0	0	17	8.5
Trey Quinn	3	0	14	0	0	0	14	4.7
Lamar Louis	3	0	0	0	2	0	2	0.7
Team	2	-10	0	0	0	0	-10	-5.0
Total	3	945	302	100	106	0	1453	484.3
Opponents	3	330	589	92	329	0	1340	446.7



2015 LSU Football  
LSU Overall Defensive Statistics (as of Sep 27, 2015)  
All games

##	Defensive Leaders	gp-gs	Tackles				Sacks no-yds	Pass defense			Fumbles		blkd	
			ua	a	tot	tfl/yds		int-yds	brup	qbh	rcv-yds	ff	kick	saf
45	Deion Jones	3-2	12	13	25	1.5-2	0.5-1	1-0	.	2	.	.	.	.
52	Kendell Beckwith	3-3	11	9	20	.	.	.	1	.	.	.	.	.
18	Tre'Davious White	3-3	11	5	16	.	.	.	2	.	.	.	.	.
92	Lewis Neal	3-3	7	8	15	1.0-7	1.0-7	.	1	2	.	1	.	.
33	Jamal Adams	3-3	8	7	15	2.0-3	.	1-0	2	.	.	.	.	.
29	Rickey Jefferson	3-3	10	5	15	1.0-7	1.0-7	.	2	.	.	.	.	.
13	Dwayne Thomas	3-3	5	8	13	1.0-2	.	.	1	.	.	.	.	.
57	Davon Godchaux	3-3	4	8	12	4.0-19	3.0-17	.	1	.	.	.	.	.
40	Duke Riley	3-0	7	4	11	.	.	.	.	.	.	.	.	.
2	Kevin Toliver II	3-2	10	1	11	1.0-1	.	.	1	.	.	.	.	.
91	Christian LaCouture	3-3	.	11	11	.	.	.	1	1	.	.	.	.
49	Arden Key	3-0	7	2	9	1.0-9	1.0-9	.	1	3	.	.	.	.
46	Tashawn Bower	3-3	2	6	8	1.5-7	0.5-2	.	.	1	.	.	.	.
1	Donte Jackson	3-0	5	2	7	.	.	.	.	.	.	.	.	.
11	Lamar Louis	3-1	1	4	5	.	.	.	.	.	.	.	.	.
23	Corey Thompson	3-0	.	3	3	.	.	.	.	.	.	.	.	.
99	Greg Gilmore	3-0	2	1	3	1.0-8	1.0-8	.	.	.	.	.	.	.
58	Sione Teuhema	3-0	3	.	3	.	.	.	.	.	.	.	.	.
48	Donnie Alexander	3-1	1	2	3	.	.	.	.	.	.	.	.	.
97	Frank Herron	3-0	2	1	3	1.0-9	1.0-9	.	.	.	1-0	1	.	.
34	Darrel Williams	3-0	1	.	1	.	.	.	.	.	.	.	.	.
26	John Battle	3-0	.	1	1	.	.	.	.	.	.	.	.	.
81	Colin Jeter	3-1	1	.	1	.	.	.	.	.	.	.	.	.
35	Devin Voorhies	3-0	1	.	1	.	.	.	.	.	.	.	.	.
5	Derrius Guice	3-0	.	1	1	.	.	.	.	.	.	.	.	.
Total		3	111	102	213	16-74	9-60	2-0	13	9	1-0	2	.	.
Opponents		3	77	156	233	14-57	3-26	.	4	1	.	1	.	.

**2015 LSU Football**  
**LSU Team Game-by-Game (as of Sep 27, 2015)**  
**All games**

**TEAM STATISTICS**

Date	Opponent	Rushing				Receiving				Passing				Kick Returns				Punt Returns				tot off
		no.	yds	td	lg	no.	yds	td	lg	cmp-att-int	yds	td	lg	no.	yds	td	lg	no.	yds	td	lg	
Sep 12	at Mississippi State	47	266	3	26	9	71	0	23	9-14-0	71	0	23	4	49	0	21	1	2	0	2	337
Sep 19	AUBURN	48	411	5	71	12	74	1	14	12-17-0	74	1	14	0	0	0	0	2	23	0	23	485
Sep 26	at Syracuse	42	268	2	62	8	157	1	51	8-16-0	157	1	51	3	57	0	27	2	75	1	69	425
		137	945	10	71	29	302	2	51	29-47-0	302	2	51	7	106	0	27	5	100	1	69	1247
Opponents		95	330	2	65	61	589	6	40	61-111-2	589	6	40	13	329	0	40	4	92	0	28	919

Games played: 3  
 Avg per rush: 6.9  
 Avg per catch: 10.4  
 Pass efficiency: 129.72  
 Kick ret avg: 15.1  
 Punt ret avg: 20.0  
 All purpose avg/game: 484.3  
 Total offense avg/gm: 415.7

Date	Opponent	Tackles			tfl-yds	Sacks		Fumble		Pass Defense			Blkd kick	PAT Attempts			saf	pts
		ua	a	total		no	yds	ff	fr-yds	int-yds	qbh	brup		kick	rush	rcv		
Sep 12	at Mississippi State	35	52	87	5.0-34	3.0-28		0	0-0	0-0	8	8	0	3-3	0	0	0	21
Sep 19	AUBURN	28	42	70	7.0-26	5.0-24		1	1-0	1-0	0	3	0	6-6	0	0	0	45
Sep 26	at Syracuse	48	8	56	4.0-14	1.0-8		1	0-0	1-0	1	2	0	4-4	0	0	0	34
		111	102	213	16.0-74	9.0-60		2	1-0	2-0	9	13	0	13-13	0	0	0	100
Opponents		77	156	233	14.0-57	3.0-26		1	0-0	0-0	1	4	0	7-7	0	0	0	64

		Punting									Field Goals			Kickoffs				
Date	Opponent	no.	yds	avg	long	blkd	tb	fc	50+	i20	md-att	long	blkd	no.	yds	avg	tb	ob
Sep 12	at Mississippi State	9	351	39.0	58	0	0	5	1	5	0-0	0	0	4	257	64.2	2	0
Sep 19	AUBURN	3	121	40.3	45	0	0	2	0	2	1-1	32	0	8	491	61.4	4	0
Sep 26	at Syracuse	5	188	37.6	49	0	0	1	0	0	2-2	37	0	7	450	64.3	0	0
		17	660	38.8	58	0	0	8	1	7	3-3	37	0	19	1198	63.1	6	0
Opponents		19	825	43.4	56	0	3	7	7	7	3-5	43	0	13	746	57.4	5	0

**2015 LSU Football**  
**LSU Opponent Game-by-Game (as of Sep 27, 2015)**  
**All games**

**OPPONENT STATISTICS**

Date	Opponent	Rushing				Receiving				Passing				Kick Returns				Punt Returns				tot off
		no.	yds	td	lg	no.	yds	td	lg	cmp-att-int	yds	td	lg	no.	yds	td	lg	no.	yds	td	lg	
Sep 12	at Mississippi State	26	43	1	11	34	335	1	33	34-54-0	335	1	33	2	47	0	26	1	21	0	21	378
Sep 19	AUBURN	37	160	1	65	11	100	2	20	11-19-1	100	2	20	4	106	0	40	1	27	0	27	260
Sep 26	at Syracuse	32	127	0	20	16	154	3	40	16-38-1	154	3	40	7	176	0	37	2	44	0	28	281
		95	330	2	65	61	589	6	40	61-111-2	589	6	40	13	329	0	40	4	92	0	28	919
LSU		137	945	10	71	29	302	2	51	29-47-0	302	2	51	7	106	0	27	5	100	1	69	1247

Games played: 3

Avg per rush: 3.5

Avg per catch: 9.7

Pass efficiency: 113.76

Kick ret avg: 25.3

Punt ret avg: 23.0

All purpose avg/game: 446.7

Total offense avg/gm: 306.3

		Tackles				Sacks	Fumble		Pass Defense			Blkd	PAT Attempts					
Date	Opponent	ua	a	total	tfl-yds	no-yds	ff	fr-yds	int-yds	qbh	brup	kick	kick	rush	rcv	saf	pts	
Sep 12	at Mississippi State	24	66	90	6.0-17	1.0-5	0	0-0	0-0	1	1	0	1-1	0	0	0	19	
Sep 19	AUBURN	20	68	88	1.0-1	0.0-0	0	0-0	0-0	0	1	0	3-3	0	0	0	21	
Sep 26	at Syracuse	33	22	55	7.0-39	2.0-21	1	0-0	0-0	0	2	0	3-3	0	0	0	24	
		77	156	233	14.0-57	3.0-26	1	0-0	0-0	1	4	0	7-7	0	0	0	64	
LSU		111	102	213	16.0-74	9.0-60	2	1-0	2-0	9	13	0	13-13	0	0	0	100	

		Punting									Field Goals			Kickoffs				
Date	Opponent	no.	yds	avg	long	blkd	tb	fc	50+	i20	md-att	long	blkd	no.	yds	avg	tb	ob
Sep 12	at Mississippi State	8	297	37.1	54	0	1	5	1	2	2-3	43	0	5	263	52.6	1	0
Sep 19	AUBURN	6	300	50.0	56	0	2	0	4	2	0-0	0	0	4	224	56.0	3	0
Sep 26	at Syracuse	5	228	45.6	56	0	0	2	2	3	1-2	43	0	4	259	64.8	1	0
		19	825	43.4	56	0	3	7	7	7	3-5	43	0	13	746	57.4	5	0
LSU		17	660	38.8	58	0	0	8	1	7	3-3	37	0	19	1198	63.1	6	0

Player Game-by-Game Statistics

PASSING

<b>Brandon Harris</b>	<b>Att</b>	<b>Cmp</b>	<b>Int</b>	<b>Yds</b>	<b>TD</b>	<b>Lng</b>
at #25 Mississippi State	14	9	0	71	0	23
#18 Auburn	17	12	0	74	1	14
at Syracuse	16	8	0	157	1	51
Eastern Michigan						
at South Carolina						
Florida						
Western Kentucky						
at Alabama						
Arkansas						
at Ole Miss						
Texas A&M						
<b>TOTALS</b>	<b>47</b>	<b>29</b>	<b>0</b>	<b>302</b>	<b>2</b>	<b>51</b>

RUSHING

<b>Leonard Fournette</b>	<b>Att</b>	<b>Gn</b>	<b>Ls</b>	<b>Net</b>	<b>TD</b>	<b>Lng</b>
at #25 Mississippi State	28	163	4	159	3	26
#18 Auburn	19	228	0	228	3	71
at Syracuse	26	261	17	244	2	62
Eastern Michigan						
at South Carolina						
Florida						
Western Kentucky						
at Alabama						
Arkansas						
at Ole Miss						
Texas A&M						
<b>TOTALS</b>	<b>73</b>	<b>652</b>	<b>21</b>	<b>631</b>	<b>8</b>	<b>71</b>
<b>Brandon Harris</b>	<b>Att</b>	<b>Gn</b>	<b>Ls</b>	<b>Net</b>	<b>TD</b>	<b>Lng</b>
at #25 Mississippi State	5	53	5	48	0	18
#18 Auburn	8	66	0	66	2	33
at Syracuse	6	24	21	3	0	19
Eastern Michigan						
at South Carolina						
Florida						
Western Kentucky						
at Alabama						
Arkansas						
at Ole Miss						
Texas A&M						
<b>TOTALS</b>	<b>19</b>	<b>143</b>	<b>26</b>	<b>117</b>	<b>2</b>	<b>33</b>
<b>Darrel Williams</b>	<b>Att</b>	<b>Gn</b>	<b>Ls</b>	<b>Net</b>	<b>TD</b>	<b>Lng</b>
at #25 Mississippi State	12	50	5	45	0	12
#18 Auburn	8	41	0	41	0	9
at Syracuse	2	8	0	8	0	7
Eastern Michigan						
at South Carolina						
Florida						
Western Kentucky						
at Alabama						
Arkansas						
at Ole Miss						
Texas A&M						
<b>TOTALS</b>	<b>22</b>	<b>99</b>	<b>5</b>	<b>94</b>	<b>0</b>	<b>12</b>

<b>Derrius Guice</b>	<b>Att</b>	<b>Gn</b>	<b>Ls</b>	<b>Net</b>	<b>TD</b>	<b>Lng</b>
at #25 Mississippi State	-	-	-	-	-	-
#18 Auburn	6	55	0	55	0	29
at Syracuse	4	13	0	13	0	8
Eastern Michigan						
at South Carolina						
Florida						
Western Kentucky						
at Alabama						
Arkansas						
at Ole Miss						
Texas A&M						
<b>TOTALS</b>	<b>10</b>	<b>68</b>	<b>0</b>	<b>68</b>	<b>0</b>	<b>29</b>

<b>Nick Brossette</b>	<b>Att</b>	<b>Gn</b>	<b>Ls</b>	<b>Net</b>	<b>TD</b>	<b>Lng</b>
at #25 Mississippi State	DNP					
#18 Auburn	4	13	0	13	0	4
at Syracuse	1	5	0	5	0	5
Eastern Michigan						
at South Carolina						
Florida						
Western Kentucky						
at Alabama						
Arkansas						
at Ole Miss						
Texas A&M						
<b>TOTALS</b>	<b>5</b>	<b>18</b>	<b>0</b>	<b>18</b>	<b>0</b>	<b>5</b>

<b>Donte Jackson</b>	<b>Att</b>	<b>Gn</b>	<b>Ls</b>	<b>Net</b>	<b>TD</b>	<b>Lng</b>
at #25 Mississippi State	-	-	-	-	-	-
#18 Auburn	1	14	0	14	0	14
at Syracuse	-	-	-	-	-	-
Eastern Michigan						
at South Carolina						
Florida						
Western Kentucky						
at Alabama						
Arkansas						
at Ole Miss						
Texas A&M						
<b>TOTALS</b>	<b>1</b>	<b>14</b>	<b>0</b>	<b>14</b>	<b>0</b>	<b>14</b>

<b>Travin Dural</b>	<b>Att</b>	<b>Gn</b>	<b>Ls</b>	<b>Net</b>	<b>TD</b>	<b>Lng</b>
at #25 Mississippi State	2	17	3	14	0	17
#18 Auburn	-	-	-	-	-	-
at Syracuse	1	0	1	-1	0	0
Eastern Michigan						
at South Carolina						
Florida						
Western Kentucky						
at Alabama						
Arkansas						
at Ole Miss						
Texas A&M						
<b>TOTALS</b>	<b>3</b>	<b>17</b>	<b>4</b>	<b>13</b>	<b>0</b>	<b>17</b>

# Player Game-by-Game Statistics

## RECEIVING

Travin Dural	Rec	Yds	TD	Lng
at #25 Mississippi State	4	15	0	9
#18 Auburn	4	27	0	11
at Syracuse	1	51	0	51
Eastern Michigan				
at South Carolina				
Florida				
Western Kentucky				
at Alabama				
Arkansas				
at Ole Miss				
Texas A&M				
TOTALS	9	93	0	51
Malachi Dupre	Rec	Yds	TD	Lng
at #25 Mississippi State	2	22	0	20
#18 Auburn	1	8	0	8
at Syracuse	4	73	1	42
Eastern Michigan				
at South Carolina				
Florida				
Western Kentucky				
at Alabama				
Arkansas				
at Ole Miss				
Texas A&M				
TOTALS	7	103	1	42
John Diarse	Rec	Yds	TD	Lng
at #25 Mississippi State	1	9	0	9
#18 Auburn	1	10	0	10
at Syracuse	1	12	0	12
Eastern Michigan				
at South Carolina				
Florida				
Western Kentucky				
at Alabama				
Arkansas				
at Ole Miss				
Texas A&M				
TOTALS	3	31	0	12
Colin Jeter	Rec	Yds	TD	Lng
at #25 Mississippi State	1	2	0	2
#18 Auburn	2	15	1	14
at Syracuse	-	-	-	-
Eastern Michigan				
at South Carolina				
Florida				
Western Kentucky				
at Alabama				
Arkansas				
at Ole Miss				
Texas A&M				
TOTALS	3	17	1	14
Leonard Fournette	Rec	Yds	TD	Lng
at #25 Mississippi State	-	-	-	-
#18 Auburn	1	9	0	9
at Syracuse	1	7	0	7
Eastern Michigan				
at South Carolina				
Florida				
Western Kentucky				
at Alabama				
Arkansas				
at Ole Miss				
Texas A&M				
TOTALS	2	16	0	9

DeSean Smith	Rec	Yds	TD	Lng
at #25 Mississippi State	1	23	0	23
#18 Auburn	-	-	-	-
at Syracuse	-	-	-	-
Eastern Michigan				
at South Carolina				
Florida				
Western Kentucky				
at Alabama				
Arkansas				
at Ole Miss				
Texas A&M				
TOTALS	1	23	0	23
Trey Quinn	Rec	Yds	TD	Lng
at #25 Mississippi State	-	-	-	-
#18 Auburn	-	-	-	-
at Syracuse	1	14	0	14
Eastern Michigan				
at South Carolina				
Florida				
Western Kentucky				
at Alabama				
Arkansas				
at Ole Miss				
Texas A&M				
TOTALS	1	14	0	14
Derrius Guice	Rec	Yds	TD	Lng
at #25 Mississippi State	-	-	-	-
#18 Auburn	1	6	0	6
at Syracuse				
Eastern Michigan				
at South Carolina				
Florida				
Western Kentucky				
at Alabama				
Arkansas				
at Ole Miss				
Texas A&M				
TOTALS	1	6	0	6
Tyron Johnson	Rec	Yds	TD	Lng
at #25 Mississippi State	DNP	-	-	-
#18 Auburn	1	0	0	0
at Syracuse	-	-	-	-
Eastern Michigan				
at South Carolina				
Florida				
Western Kentucky				
at Alabama				
Arkansas				
at Ole Miss				
Texas A&M				
TOTALS	1	0	0	0
Nick Brossette	Rec	Yds	TD	Lng
at #25 Mississippi State	DNP	-	-	-
#18 Auburn	1	-1	0	0
at Syracuse	-	-	-	-
Eastern Michigan				
at South Carolina				
Florida				
Western Kentucky				
at Alabama				
Arkansas				
at Ole Miss				
Texas A&M				
TOTALS	1	-1	0	0



Player Game-by-Game Statistics

RETURN YARDAGE

Tre'Davious White	Kickoff Returns			Punt Returns		
	No.	Yds	Lng	No.	Yds	Lng
at #25 Mississippi State	0	0	0	1	2	2
#18 Auburn	0	0	0	2	23	23
at Syracuse	0	0	0	2	75	69
Eastern Michigan						
at South Carolina						
Florida						
Western Kentucky						
at Alabama						
Arkansas						
at Ole Miss						
Texas A&M						
TOTALS	0	0	0	5	100	69

Lamar Louis	Kickoff Returns			Punt Returns		
	No.	Yds	Lng	No.	Yds	Lng
at #25 Mississippi State	1	2	2	0	0	0
#18 Auburn	-	-	-	-	-	-
at Syracuse	-	-	-	-	-	-
Eastern Michigan						
at South Carolina						
Florida						
Western Kentucky						
at Alabama						
Arkansas						
at Ole Miss						
Texas A&M						
TOTALS	1	2	2	0	0	0

Donte Jackson	Kickoff Returns			Punt Returns		
	No.	Yds	Lng	No.	Yds	Lng
at #25 Mississippi State	2	39	21	0	0	0
#18 Auburn	-	-	-	-	-	-
at Syracuse	3	57	27	0	0	0
Eastern Michigan						
at South Carolina						
Florida						
Western Kentucky						
at Alabama						
Arkansas						
at Ole Miss						
Texas A&M						
TOTALS	5	96	27	0	0	0

Darrel Williams	Kickoff Returns			Punt Returns		
	No.	Yds	Lng	No.	Yds	Lng
at #25 Mississippi State	1	8	8	0	0	0
#18 Auburn	-	-	-	-	-	-
at Syracuse	-	-	-	-	-	-
Eastern Michigan						
at South Carolina						
Florida						
Western Kentucky						
at Alabama						
Arkansas						
at Ole Miss						
Texas A&M						
TOTALS	1	8	8	0	0	0

PUNTING

Jamie Keehn	No.	Yds	Avg	Lng	I-20
at #25 Mississippi State	9	351	39.0	58	5
#28 Auburn	3	121	40.3	45	2
at Syracuse	5	188	37.6	49	0
Eastern Michigan					
at South Carolina					
Florida					
Western Kentucky					
at Alabama					
Arkansas					
at Ole Miss					
Texas A&M					
TOTALS	17	660	38.8	58	7

FIELD GOALS

Trent Domingue	Made	Missed
at #25 Mississippi State	-	-
#18 Auburn	32	-
at Syracuse	21, 37	-
Eastern Michigan		
at South Carolina		
Florida		
Western Kentucky		
at Alabama		
Arkansas		
at Ole Miss		
Texas A&M		
TOTALS	3/3	

Colby Delahoussaye	Made	Missed
at #25 Mississippi State	DNP	
#18 Auburn	DNP	
at Syracuse	DNP	
Eastern Michigan		
at South Carolina		
Florida		
Western Kentucky		
at Alabama		
Arkansas		
at Ole Miss		
Texas A&M		
TOTALS	0/0	

## PLAYER DEFENSIVE GAME-BY-GAME STATISTICS

Tackles (UT-AT-TOT)	at MSU	AU	at CUSE	EMU	at SC	UF	WKU	at ALA	ARK	at OM	A&M	TOTALS
Deion Jones	3-9-12	4-4-8	5-0-5									12-13-25
Kendell Beckwith	5-6-11	2-2-4	4-1-5									11-9-20
Tre'Davious White	5-1-6	2-4-6	4-0-4									11-5-16
Lewis Neal	1-4-5	0-3-3	6-1-7									7-8-15
Jamal Adams	2-2-4	2-4-6	4-1-5									8-7-15
Rickey Jefferson	3-4-7	5-1-6	2-0-2									10-5-15
Dwayne Thomas	2-8-10	1-0-1	2-0-2									5-8-13
Davon Godchaux	1-4-5	2-2-4	1-2-3									4-8-12
Christian LaCouture	0-6-6	0-4-4	0-1-1									0-11-11
Duke Riley	2-1-3	2-3-5	3-0-3									7-4-11
Kevin Toliver II	6-1-7	1-0-1	3-0-3									10-1-11
Arden Key	2-1-3	2-0-2	3-1-4									7-2-9
Tashawn Bower	1-3-4	1-3-4	-									2-6-8
Donte Jackson	1-0-1	1-1-2	3-1-4									5-2-7
Lamar Louis	0-1-1	1-3-4	-									1-4-5
Corey Thompson	-	0-3-3	-									0-3-3
Greg Gilmore	0-1-1	1-0-1	1-0-1									2-1-3
Sione Teuhema	-	-	3-0-3									3-0-3
Donnie Alexander	-	0-2-2	1-0-1									1-2-3
Frank Herron	1-0-1	1-1-2	-									2-1-3
Darrel Williams	-	-	1-0-1									1-0-1
John Battle	-	0-1-1	-									0-1-1
Colin Jeter	-	-	1-0-1									1-0-1
Devin Voorhies	-	-	1-0-1									1-0-1
Derrius Guice	-	0-1-1	-									0-1-1

TFL-Yards	at MSU	AU	at CUSE	EMU	at SC	UF	WKU	at ALA	ARK	at OM	A&M	TOTALS
Davon Godchaux	1.0-12	2.0-5	1.0-2									4.0-19
Jamal Adams	-	1.0-1	1.0-2									2.0-3
Tashawn Bower	1.0-5	0.5-2	-									1.5-7
Deion Jones	1.0-1	0.5-1	-									1.5-2
Frank Herron	-	1.0-9	-									1.0-9
Arden Key	-	1.0-9	-									1.0-9
Greg Gilmore	-	-	1.0-8									1.0-8
Rickey Jefferson	-	1.0-7	-									1.0-7
Lewis Neal	1.0-7	-	-									1.0-7
Dwayne Thomas	-	-	1.0-2									1.0-2
Kevin Toliver II	-	1.0-1	-									1.0-1

Sacks-Yards	at MSU	AU	at CUSE	EMU	at SC	UF	WKU	at ALA	ARK	at OM	A&M	TOTALS
Davon Godchaux	1.0-12	2.0-5	-									3.0-17
Frank Herron	-	1.0-9	-									1.0-9
Arden Key	1.0-9	-	-									1.0-9
Greg Gilmore	-	-	1.0-8									1.0-8
Rickey Jefferson	1.0-7	-	-									1.0-7
Lewis Neal	1.0-7	-	-									1.0-7
Tashawn Bower	-	0.5-2	-									0.5-2
Deion Jones	-	0.5-1	-									0.5-1

## SPECIAL TEAMS TACKLES

Player	at MSU	AU	at CUSE	EMU	at SC	UF	WKU	at ALA	ARK	at OM	A&M	TOTALS
Duke Riley	0-2-2	2-0-2	--									2-2-4
Derrius Guice	--	1-0-1	0-2-2									1-2-3
Lamar Louis	0-1-1	0-2-2	--									0-3-3
Sione Teuhema	--	--	2-1-3									2-1-3
Jamal Adams	0-1-1	--	1-0-1									1-1-2
Donte Jackson	1-0-1	--	1-0-1									2-0-2
Corey Thompson	--	0-2-2	--									0-2-2
Donnie Alexander	--	--	0-1-1									0-1-1
John Battle	--	--	1-0-1									1-0-1
Kendell Beckwith	0-1-1	--	--									0-1-1
Colin Jeter	--	--	1-0-1									1-0-1
Kevin Toliver II	--	0-1-1	--									0-1-1
Devin Voorhies	--	--	1-0-1									1-0-1
Darrel Williams	--	--	0-1-1									0-1-1

## OFFENSIVE LINE SNAPS PLAYED

Player	at MSU	AU	at CUSE	EMU	at SC	UF	WKU	at ALA	ARK	at OM	A&M	TOTALS
Vadal Alexander	65	66	59									190
Jerald Hawkins	65	66	58									189
Ethan Pocic	64	66	59									189
William Clapp	65	61	58									184
Maea Teheuma	39	66	59									164
Josh Boutte	26	5	1									32
Andy Dodd	1	--	--									1
K.J. Malone	--	--	1									1

## OFFENSIVE LINE KNOCKDOWNS

Player	at MSU	AU	at CUSE	EMU	at SC	UF	WKU	at ALA	ARK	at OM	A&M	TOTALS
Ethan Pocic	16	15	9									40
Vadal Alexander	10	13	9									32
William Clapp	6	9.5	5.5									21
Jerald Hawkins	6	5	3.5									14.5
Maea Teheuma	3	8	3.5									14.5
Josh Boutte	2	0	0									2
Andy Dodd	0	--	--									0
K.J. Malone	--	--	0									0

## OFFENSIVE LINE SACKS ALLOWED

Player	at MSU	AU	at CUSE	EMU	at SC	UF	WKU	at ALA	ARK	at OM	A&M	TOTALS
Jerald Hawkins	0	0	0									0
William Clapp	0	0	0									0
Ethan Pocic	0	0	0									0
K.J. Malone	--	--	0									0
Andy Dodd	0	--	--									0
Vadal Alexander	0	0	1									1
Maea Teheuma	0	0	1									1
Josh Boutte	1	0	0									1

# Game 1

**#14/15 LSU** ..... **21**  
**#25 Mississippi State** **19**

Sept. 12, 2015  
Davis Wade Stadium  
Starkville, Miss.  
62,531

F

## LSU

RUSHING	Att.	Gain	Lost	Net	TD	Long
Leonard Fournette	28	163	4	159	3	26
Brandon Harris	5	53	5	48	0	18
Darrel Williams	12	50	5	45	0	12
Travin Dural	2	17	3	14	0	17

PASSING	Att.	Comp	Int	Yds	TD	Long	Sacks
Brandon Harris	14	9	0	71	0	23	1

RECEIVING	No.	Yds.	TD	Long
Travin Dural	4	15	0	9
Malachi Dupre	2	22	0	20
DeSean Smith	1	23	0	23
John Diarse	1	9	0	9
Colin Jeter	1	2	0	2

PUNTING	No.	Yds.	Avg.	Long	I20
Jamie Keehn	9	351	39.0	58	5

FIELD GOALS	Att.	Made	Long	KICKS
None				

ALL RETURNS	Punts			Kickoffs			Interceptions		
	No.	Yds.	Lg.	No.	Yds.	Lg.	No.	Yds.	Lg.
Tre'Davious White	1	2	2	0	0	0	0	0	0
Lamar Louis	0	0	0	1	2	2	0	0	0
Donte Jackson	0	0	0	2	39	21	0	0	0
Darrel Williams	0	0	0	1	8	8	0	0	0

## Mississippi State

RUSHING	Att.	Gain	Lost	Net	TD	Long
Brandon Holloway	5	37	0	37	0	11
Ashton Shumpert	10	30	0	30	0	6
Aeris Williams	1	0	5	-5	0	0
Dak Prescott	10	9	28	-19	1	3

PASSING	Att.	Comp	Int.	Yds.	TD	Long	Sacks
Dak Prescott	52	34	0	335	1	33	3
TEAM	2	0	0	0	0	0	0

RECEIVING	No.	Yds.	TD	Long
Fred Ross	9	66	0	17
De'Runnya Wilson	8	86	1	20
Gus Walley	7	67	0	18
Fred Brown	3	53	0	33
Ashton Shumpert	3	37	0	17
Brandon Holloway	2	13	0	10
Justin Johnson	1	9	0	9
Dontavian Lee	1	4	0	4

PUNTING	No.	Yds.	Avg.	Long	I20
Devon Bell	4	169	42.2	54	1
Brandon Holloway	4	128	32.0	36	1

FIELD GOALS	Att.	Made	Long	KICKS
Westin Graves	2	2	43	Made: 24, 43
Devon Bell	1	0	0	Missed: 52

ALL RETURNS	Punts			Kickoffs			Interceptions		
	No.	Yds.	Lg.	No.	Yds.	Lg.	No.	Yds.	Lg.
Fred Ross	1	21	21	0	0	0	0	0	0
Brandon Holloway	0	0	0	2	47	26	0	0	0

## LSU Holds Off Late Mississippi State Rally To Win, 21-19, in 2015 Opener

LSU held off a late Mississippi State rally as the Bulldogs' last-second 52-yard field goal attempt sailed wide right allowing the 14th-ranked Tigers to open their 2015 season with a 21-19 win in Starkville. The missed field goal kept LSU's streak of consecutive season-opening wins intact at 13 straight, while the Tigers also beat the Bulldogs in Starkville for the eighth straight time. LSU coach Les Miles is now 10-1 against Mississippi State. Sophomore **Leonard Fournette** got his season off to a quick start, rushing for 159 yards and 3 TDs on a career-best 28 carries. Fournette helped ignite a quick first quarter start for the Tigers with TD runs of 1 and 26 yards as the Tigers built a 14-0 lead after 15 minutes. Fournette added his third TD of the game at the 6:48 mark in the third quarter on an 18-yard run to stretch the Tiger advantage to 21-6. LSU led 14-3 at halftime as the Bulldogs finally got on the scoreboard with a 43-yard field goal with 44 seconds remaining in the second quarter. The Bulldogs, behind the passing of Dak Prescott, started chipping away at the LSU lead in the fourth quarter. Prescott scored on a 1-yard run to cap a 14-play, 87-yard drive that pulled State to within 21-13 with 14:45 left in the game. Meanwhile, LSU's offense had difficulty sustaining any drives during the final quarter as all three fourth quarter possessions ended with a punt, the last one coming with 1:32 left in the game that pinned the Bulldogs at their own 11-yard line. From there, Prescott guided the Bulldogs inside the LSU 35-yard line with three seconds remaining where the attempt at a game-winning field goal for State sailed wide right. For the game, the Tigers racked up 266 rushing yards to go with 71 passing yards. Quarterback **Brandon Harris** completed 9-of-14 passes for 71 yards in just his second start. Harris added 48 rushing yards. The Tiger defense limited MSU to 43 rushing yards and held Prescott to a career-low minus-19 yards on the ground. The Bulldogs finished with 378 total yards. Linebacker **Deion Jones** led LSU with 12 tackles, while **Kendell Beckwith** added 11 and **Dwayne Thomas** 10. LSU had 3 sacks in the contest.

## Scoring

	1	2	3	4	F
LSU	14	0	7	0	- 21
Mississippi State	0	3	3	13	- 19

LSU	4:37	1Q	Fournette 1 yd run (Domingue kick)
LSU	1:58	1Q	Fournette 26 yd run (Domingue Kick)
MSU	00:44	2Q	Graves 43 yd FG
MSU	10:04	3Q	Graves 24 yd FG
LSU	6:48	3Q	Fournette 18 yd run (Domingue kick)
MSU	14:45	4Q	Prescott 1 yd run (Graves Kick)
MSU	4:00	4Q	Wilson 5 yd pass from Prescott (Prescott pass failed)

## Team Stats

	LSU	MSU
FIRST DOWNS	16	27
RUSHING	11	5
PASSING	3	19
PENALTY	2	3
RUSHING ATTEMPTS	47	26
YARDS GAINED RUSHING	283	76
YARDS LOST RUSHING	17	33
NET YARDS RUSHING	266	43
NET YARDS PASSING	71	335
PASSES ATTEMPTED	14	54
PASSES COMPLETED	9	34
HAD INTERCEPTED	0	0
TOTAL OFFENSIVE PLAYS	61	80
TOTAL NET YARDS	337	378
AVERAGE GAIN PER PLAY	5.5	4.7
FUMBLES/LOST	0/0	0/0
PENALTIES/YARDS	9/95	5/45
INTERCEPTIONS/YARDS	0/0	0/0
PUNTS/YARDS	9/351	8/297
AVERAGE PER PUNT	39.0	37.1
PUNT RETURNS/YARDS	1/2	1/21
KICKOFF RETURNS/YARDS	4/49	2/47
POSSESSION TIME	33:12	26:48
THIRD-DOWN CONVERSIONS	4/13	3/15
FOURTH-DOWN CONVERSIONS	0/0	1/1
SACKS BY	3/28	1/5

# Game 2

#18 Auburn	21
#13 LSU	45
	F

September 19, 2015  
Tiger Stadium  
Baton Rouge, La.  
102,321

## LSU

RUSHING	Att.	Gain	Lost	Net	TD	Long
Leonard Fournette	19	228	0	228	3	71
Brandon Harris	8	66	0	66	2	33
Derrius Guice	6	55	0	55	0	29
Darrel Williams	8	41	0	41	0	9
Donte Jackson	1	14	0	14	0	14
Nick Brossette	4	13	0	13	0	4
TEAM	2	0	6	-6	0	0

PASSING	Att.	Comp	Int	Yds	TD	Long	Sacks
Brandon Harris	17	12	0	74	1	14	0

RECEIVING	No.	Yds.	TD	Long
Travin Dural	4	27	0	11
Colin Jeter	2	15	1	14
John Diarse	1	10	0	10
Leonard Fournette	1	9	0	9
Malachi Dupre	1	8	0	8
Derrius Guice	1	6	0	6
Tyron Johnson	1	0	0	0
Nick Brossette	1	-1	0	-1

PUNTING	No.	Yds.	Avg.	Long	I20
Jamie Keehn	3	121	40.3	45	2

FIELD GOALS	Att.	Made	Long	KICKS
Trent Domingue	1	1	32	Made: 32

Punts			Kickoffs			Interceptions		
No.	Yds.	Lg.	No.	Yds.	Lg.	No.	Yds.	Lg.
ALL RETURNS								
Tre'Davious White	2	23	23	0	0	0	0	0
Jamal Adams	0	0	0	0	0	0	1	0

## Auburn

RUSHING	Att.	Gain	Lost	Net	TD	Long
Jeremy Johnson	12	94	53	41	1	65
Roc Thomas	8	37	0	37	0	17
Peyton Barber	7	35	1	34	0	10
Stanton Truitt	2	24	0	24	0	19
Kerryon Johnson	4	15	1	14	0	6
Ricardo Louis	2	6	0	6	0	3
Jovon Robinson	2	4	0	4	0	3

PASSING	Att.	Comp	Int.	Yds.	TD	Long	Sacks
Jeremy Johnson	19	9	1	100	2	20	5

RECEIVING	No.	Yds.	TD	Long
Kerryon Johnson	3	17	0	6
Roc Thomas	2	36	0	20
D'haquille Williams	2	19	1	10
Stanton Truitt	1	13	0	13
Melvin Ray	1	9	1	9
Jason Smith	1	4	0	4
Ricardo Louis	1	2	0	2

PUNTING	No.	Yds.	Avg.	Long	I20
Kevin Phillips	6	300	50.0	56	2

FIELD GOALS	Att.	Made	Long	KICKS
None				

Punts			Kickoffs			Interceptions		
No.	Yds.	Lg.	No.	Yds.	Lg.	No.	Yds.	Lg.
ALL RETURNS								
Marcus Davis	1	27	27	0	0	0	0	0
Kamryn Pettway	0	0	0	1	8	8	0	0
Kerryon Johnson	0	0	0	3	98	40	0	0

## Fournette, Tigers Run Past Auburn, 45-21

**Leonard Fournette** rushed for a career-high 228 yards and three touchdowns in just three quarters of action as 13th-ranked LSU ran past 18th-ranked Auburn, 45-21, in Tiger Stadium. The win was LSU's seventh straight over Auburn in Death Valley as the Tigers improved to 2-0 overall. Fournette and LSU wasted little time in setting the tone for a contest that saw the Tigers dominate the line of scrimmage. On the first play of the game, Fournette raced nearly untouched for 71 yards to setup LSU's first score, a 2-yard run by QB **Brandon Harris** for a 7-0 lead. LSU forced Auburn to punt on its first possession, and the Tigers responded by going 78 yards on 13 plays to take a 14-0 advantage on a 1-yard pass from Harris to tight end **Colin Jeter**. LSU tacked on a field goal and then extended the margin to 24-0 at halftime on a 40-yard highlight-reel TD run by Fournette, who finished the first half with 169 yards and 2 TDs on 15 carries. Auburn scored on its opening possession of the second half to pull to within 24-7, but LSU, behind a dominant offensive line, stretched the lead to 31-7 on a 29-yard run by Fournette. Fournette added a 1-yard TD run late in the third quarter to give the Tigers a 38-7 advantage. Auburn scored a pair of fourth quarter TDs for the final margin of 45-21 in a contest that wasn't as close as the final score indicated. LSU finished with 411 rushing yards and five rushing TDs, while limiting Auburn to just 260 total yards. LSU sacked Auburn's QB Jeremy Johnson five times and held Johnson to just 100 yards passing. DT **Davon Godchaux** led the LSU defense with 2 sacks, while LB **Deion Jones** had 8 tackles and S **Rickey Jefferson** added six tackles and a sack. Harris rushed for 66 yards and a pair of TDs and completed 12 of 17 passes for 74 yards and a score to win his first Tiger Stadium start.

## Scoring

	1	2	3	4	F
Auburn	0	0	14	7	- 21
LSU	14	10	14	7	- 45

LSU	13:19	1Q	Harris 2 yd run (Domingue Kick)
LSU	1:39	1Q	Jeter 1 yd pass from Harris (Domingue Kick)
LSU	6:54	2Q	Domingue 32 yd FG
LSU	2:10	2Q	Fournette 40 yd run
AU	13:19	3Q	Johnson 65 yd run
LSU	10:56	3Q	Fournette 29 yd run
LSU	4:14	3Q	Fournette 1 yd run
AU	1:03	3Q	Ray 9 yd pass from Johnson (Carlson Kick)
LSU	11:23	4Q	Harris 1 yd run
AU	5:47	4Q	Williams 10 yd pass from Johnson (Carlson Kick)

## Team Stats

	AU	LSU
FIRST DOWNS	16	20
RUSHING	10	14
PASSING	5	5
PENALTY	1	1
RUSHING ATTEMPTS	37	48
YARDS GAINED RUSHING	215	417
YARDS LOST RUSHING	55	6
NET YARDS RUSHING	160	411
NET YARDS PASSING	100	74
PASSES ATTEMPTED	19	17
PASSES COMPLETED	11	12
HAD INTERCEPTED	1	0
TOTAL OFFENSIVE PLAYS	56	65
TOTAL NET YARDS	260	485
AVERAGE GAIN PER PLAY	4.6	7.5
FUMBLES/LOST	2/1	0/0
PENALTIES/YARDS	4/26	5/43
INTERCEPTIONS/YARDS	0/0	1/0
PUNTS/YARDS	6/300	3/121
AVERAGE PER PUNT	50.0	40.3
PUNT RETURNS/YARDS	1/27	2/23
KICKOFF RETURNS/YARDS	4/106	0/0
POSSESSION TIME	26:23	33:37
THIRD-DOWN CONVERSIONS	3/10	6/11
FOURTH-DOWN CONVERSIONS	1/1	0/0
SACKS BY	0/0	5/24



# Game 3

#8 LSU  
Syracuse

34  
24  
F

September 26, 2015  
Carrier Dome  
Syracuse, N.Y.  
43,101

## LSU

### RUSHING

	Att.	Gain	Lost	Net	TD	Long
Leonard Fournette	26	261	17	244	2	62
Derrius Guice	4	13	0	13	0	8
Darrel Williams	2	8	0	8	0	7
Nick Brossette	1	5	0	5	0	5
Brandon Harris	6	24	21	3	0	19
Travin Dural	1	0	1	-1	0	0
TEAM	2	0	4	-4	0	0

### PASSING

	Att.	Comp	Int	Yds	TD	Long	Sacks
Brandon Harris	16	8	0	157	1	51	2

### RECEIVING

	No.	Yds.	TD	Long
Malachi Dupre	4	73	1	42
Travin Dural	1	51	0	51
Trey Quinn	1	14	0	14
John Diarse	1	12	0	12
Leonard Fournette	1	7	0	7

### PUNTING

	No.	Yds.	Avg.	Long	I20
Jamie Keehn	5	188	37.6	49	0

### FIELD GOALS

	Att.	Made	Long	KICKS
Trent Domingue	2	2	37	Made: 21, 37

### ALL RETURNS

Punts			Kickoffs			Interceptions		
No.	Yds.	Lg.	No.	Yds.	Lg.	No.	Yds.	Lg.
Tre'Davious White	2	75	69	0	0	0	0	0
Deion Jones	0	0	0	0	0	1	0	0
Donte Jackson	0	0	0	3	57	27	0	0

## Syracuse

### RUSHING

	Att.	Gain	Lost	Net	TD	Long
Zack Mahoney	6	48	8	40	0	20
George Morris	7	37	2	35	0	12
Jordan Fredericks	7	25	2	23	0	10
Brisly Estime	2	9	0	9	0	8
Devante McFarlane	4	8	0	8	0	4
Dontae Strickland	2	7	0	7	0	5
Riley Dixon	1	5	0	5	0	5
Ben Lewis	2	2	2	0	0	2

### PASSING

	Att.	Comp	Int.	Yds.	TD	Long	Sacks
Zack Mahoney	38	16	1	154	3	40	1

### RECEIVING

	No.	Yds.	TD	Long
Ben Lewis	5	33	1	12
Steve Ishmael	4	34	0	14
Josh Parris	4	32	0	11
Brisly Estime	2	50	1	40
Dontae Strickland	1	5	1	5

### PUNTING

	No.	Yds.	Avg.	Long	I20
Riley Dixon	5	228	45.6	56	3

### FIELD GOALS

	Att.	Made	Long	KICKS
Cole Murphy	2	1	43	Made: 43, Missed: 31

### ALL RETURNS

Punts			Kickoffs			Interceptions		
No.	Yds.	Lg.	No.	Yds.	Lg.	No.	Yds.	Lg.
Brisly Estime	2	44	28	6	158	37	0	0
Dontae Strickland	0	0	0	1	18	18	0	0

## Fournette Has Another Career Outing As LSU Runs Past Syracuse, 34-24

**Leonard Fournette** rushed for a career-high 244 yards and a pair of touchdowns in leading No. 8 ranked LSU to a 34-24 win over Syracuse in what was a rare upstate New York trip for the Tigers. LSU improved to 3-0 overall and extended its non-conference regular-season winning streak to 50 straight games. LSU never trailed in the contest, taking a 7-0 lead late in the first quarter on a 14-yard run by Fournette. Syracuse scored midway through the second quarter on a 43-yard field goal to pull within 7-3. The score remained that way until **Trent Domingue** connected on a 21-yard field goal on LSU's opening possession of the second half to give the Tigers a 10-3 margin. After LSU's defense forced a 3-and-out for the Orange on their first possession of the second half, **Tre'Davious White** returned a punt 69 yards for a touchdowns – the second of his career – to extend the lead to 17-3. The Orange hung around, scoring on a 40-yard TD pass on the ensuing possession, to cut the margin to 17-10. Fournette carried the load on LSU's next possession, covering all 75 yards on four carries, capped with a 62-yard TD run for a 24-10 Tiger lead. A pair of 15-yard defensive penalties on LSU aided Syracuse on its next TD drive as the Orange got within 24-17 early in the fourth quarter. **Brandon Harris** helped setup LSU's final TD with a 51-yard completion to **Travin Dural**. The Tigers scored a play later when Harris found **Malachi Dupre** in the endzone for a TD and a 31-17 LSU lead. The Tigers tacked on a 37-yard field goal to stretch the lead to 34-17 before the Orange closed out the scoring with a 16-play, 75-yard touchdown drive to get to within 34-24. LSU ran out the clock after Fournette broke a 30-yard run to increase his rushing total to 244 yards. For the game, the Tigers racked up 268 rushing yards and 425 total yards (157 passing), while limiting the Orange to 281 total yards (127 rushing, 154 passing). LSU hurt itself with 14 penalties totaling 120 yards, one of which called back what would have been an 87-yard TD run by Fournette in the third quarter. Harris finished 8-of-16 for 157 yards and a TD. Dupre led the Tigers with 4 catches for 73 yards and a TD. DE **Lewis Neal** (7 tackles, 1 FF) and LB **Deion Jones** (5 tackles, 1 Int.) led the Tiger defense.

## Scoring

	1	2	3	4	F
LSU	7	0	17	10	- 34
Syracuse	0	3	7	14	- 24

LSU	3:56	1Q	Fournette 14 yd run (Domingue Kick)
SU	6:58	2Q	Murphy 43 yd FG
LSU	9:44	3Q	Domingue 21 yd FG
LSU	7:48	3Q	White 69 yd punt return (Domingue Kick)
SU	6:02	3Q	Estime 40 yd pass from Mahoney (Murphy Kick)
LSU	4:09	3Q	Fournette 62 yd run (Domingue Kick)
SU	12:06	4Q	Lewis 2 yd pass from Mahoney (Murphy Kick)
LSU	9:14	4Q	Dupre 11 yd pass from Harris (Domingue Kick)
LSU	5:11	4Q	Domingue 37 yd FG
SU	1:53	4Q	Strickland 5 yd pass from Mahoney (Murphy Kick)

## Team Stats

	LSU	SU
FIRST DOWNS	17	20
RUSHING	10	8
PASSING	6	9
PENALTY	1	3
RUSHING ATTEMPTS	42	32
YARDS GAINED RUSHING	311	141
YARDS LOST RUSHING	43	14
NET YARDS RUSHING	268	127
NET YARDS PASSING	157	154
PASSES ATTEMPTED	16	38
PASSES COMPLETED	8	16
HAD INTERCEPTED	0	1
TOTAL OFFENSIVE PLAYS	58	70
TOTAL NET YARDS	425	281
AVERAGE GAIN PER PLAY	7.3	4.0
FUMBLES/LOST	1/0	1/0
PENALTIES/YARDS	14/120	4/36
INTERCEPTIONS/YARDS	1/0	0/0
PUNTS/YARDS	5/188	5/228
AVERAGE PER PUNT	37.6	45.6
PUNT RETURNS/YARDS	2/75	2/44
KICKOFF RETURNS/YARDS	3/57	7/176
POSSESSION TIME	29:52	30:08
THIRD-DOWN CONVERSIONS	3/10	6/17
FOURTH-DOWN CONVERSIONS	0/0	3/4
SACKS BY	1/8	2/21

## 2015 NUMERICAL ROSTER

NO.	NAME	POS.	HT.	WT.	CL.-EXP.	HOMETOWN (HS/PREVIOUS SCHOOL)
1	Donte Jackson	DB	5-11	167	Fr.-HS	Metairie, La. (Riverdale HS)
2	Kevin Toliver II	CB	6-2	196	Fr.-HS	Jacksonville, Fla. (Trinity Christian HS)
2	Trey LaForge	QB	6-3	194	Fr.-HS	New Orleans, La. (Jesuit HS)
3	Tyron Johnson	WR	6-1	189	Fr.-HS	New Orleans, La. (Warren Easton HS)
4	Nick Brossette	RB	6-0	218	Fr.-HS	Baton Rouge, La. (University HS)
5	Derrius Guice	RB	5-11	222	Fr.-HS	Baton Rouge, La. (Catholic HS)
6	Brandon Harris	QB	6-3	206	So.-1L	Bossier City, La. (Parkway HS)
7	Leonard Fournette	RB	6-1	230	So.-1L	New Orleans, La. (St. Augustine HS)
8	Trey Quinn	WR	6-0	197	So.-1L	Lake Charles, La. (Barbe HS)
9	John Diarse	WR	6-1	209	So.-1L	Monroe, La. (Neville HS)
10	Anthony Jennings	QB	6-2	216	Jr.-2L	Marietta, Ga. (Marietta HS)
11	Lamar Louis	LB	5-11	232	Sr.-3L	Breaux Bridge, La. (Breaux Bridge HS)
11	Brandon Bergeron	QB	6-2	200	Jr.-SQ	Lafayette, La. (St. Thomas More HS/Highland CC)
12	Justin McMillan	QB	6-2	193	Fr.-HS	Cedar Hill, Texas (Cedar Hill HS)
12	Micah Dickens	CB	5-9	186	So.-SQ	Dry Prong, La. (Grant HS)
13	Dwayne Thomas	DB	6-0	186	Jr.-2L	New Orleans, La. (O.P. Walker HS)
13	Jake Clise	QB	6-2	209	So.-SQ	Baltimore, Md. (Loyola HS)
14	Trent Domingue	PK/P	6-2	170	Jr.-1L	Mandeville, La. (St. Paul's HS)
14	Caleb Lewis	QB	6-4	211	Fr.-HS	Lakeland, Fla. (Victory Christian Academy)
14	Lionel Williams	S	6-0	201	So.-SQ	Chesterfield, Va. (LC Byrd HS)
15	Malachi Dupre	WR	6-3	190	So.-1L	River Ridge, La. (John Curtis HS)
16	Brad Kragthorpe	QB	6-0	202	Sr.-1L	Tulsa, Okla. (Idaho State)
17	Xavier Lewis	CB	6-0	193	Fr.-HS	LaPlace, La. (East St. John HS)
17	Tiger Scheyd	QB	6-0	179	Fr.-RS	Miramar Beach, Fla. (Fort Walton Beach HS)
18	Tre'Davious White	CB	5-11	191	Jr.-2L	Shreveport, La. (Green Oaks HS)
19	Derrick Dillon	WR	5-11	178	Fr.-HS	Franklinton, La. (Pine HS)
21	Deven Hammond	DB	5-9	181	Fr.-HS	Port Allen, La. (Port Allen HS)
22	Ronnie Feist	LB	6-1	234	Jr.-2L	Edgard, La. (West St. John HS)
22	Miquel James	WR	5-9	165	So.-SQ	Kentwood, La. (Jewell Sumner HS)
23	Corey Thompson	S	6-2	221	Jr.-2L	Missouri City, Texas (Lawrence Elkins HS)
24	Ed Paris	CB	6-1	210	So.-1L	New Orleans, La. (Timberview (Texas) HS)
25	Reshaud Henry	RB	5-8	191	So.-SQ	Ponchatoula, La. (Ponchatoula HS)
25	T.J. Lemoine	DB	5-10	180	Fr.-HS	Monroe, La. (Neville HS)
26	John Battle	S	6-1	194	So.-SQ	Hallandale, Fla. (Hallandale HS)
27	Lanard Fournette	RB	5-10	187	Fr.-HS	New Orleans, La. (St. Augustine HS)
27	Brandon Surtain	DB	5-8	181	Jr.-SQ	Baton Rouge, La. (McKinley)
28	Jalen Mills	S	6-0	196	Sr.-3L	DeSoto, Texas (DeSoto HS)
29	Rickey Jefferson	S	6-0	206	Jr.-2L	St. Rose, La. (Destrehan HS)
30	Michael Ostrom	WR	6-0	180	Fr.-HS	Baton Rouge, La. (St. Michael HS)
31	Josh Growden	P	6-2	197	Fr.-HS	Sydney, Australia (Clare HS)
31	Bennett Schiro	FB	5-11	214	So.-SQ	New Orleans, La. (Jesuit HS)
32	Tony Upchurch	FB	6-1	241	Fr.-RS	Pearland, Texas (Glenda Dawson HS)
32	Leyton Lavigne	DB	5-10	177	Fr.-RS	Ponchatoula, La. (St. Paul's HS)
33	Jamal Adams	S	6-1	211	So.-1L	Lewisville, Texas (Hebron HS)
33	Trey Gallman	FB	6-1	256	Fr.-RS	Prairieville, La. (Dutchtown HS)
34	Darrel Williams	RB	6-0	232	So.-1L	Marrero, La. (John Ehret HS)
35	Devin Voorhies	LB	6-1	216	So.-1L	Woodville, Miss. (Wilkinson County HS)
35	Jack Gonsoulin	PK	5-9	165	Fr.-HS	Baton Rouge, La. (Catholic HS)
36	Cameron Gamble	PK	5-10	197	So.-1L	Flower Mound, Texas (Flower Mound HS)
38	Jamie Keehn	P	6-5	231	Sr.-3L	Queensland, Australia (Rockhampton Grammar)
39	Russell Gage	CB	6-0	182	So.-SQ	Baton Rouge, La. (Redemptorist HS)
39	Lenny Breda	WR	5-9	181	So.-SQ	Lake Charles, La. (St. Louis HS)
40	Duke Riley	LB	6-0	227	Jr.-2L	Buras, La. (John Curtis HS)
41	David Ducre	FB	6-0	238	Fr.-HS	Slidell, La. (Lakeshore HS)
41	Abraham Wallace	DB	6-0	196	Fr.-RS	Baton Rouge, La. (Dunham School)
42	Colby Delahoussaye	PK	5-9	182	Jr.-2L	New Iberia, La. (New Iberia HS)
43	Tommy LeBeau	S	6-0	191	Sr.-2L	Monroe, La. (Ouachita Christian HS)
44	John David Moore	FB	6-4	235	So.-1L	Ruston, La. (Ruston HS)
45	Deion Jones	LB	6-1	227	Sr.-3L	New Orleans, La. (Jesuit HS)
45	Josh Tharp	TE	6-4	246	So.-SQ	Erin, Tenn. (Houston County HS)
46	Tashawn Bower	DE	6-5	240	Jr.-2L	Somerville, N.J. (Immaculata HS)
47	Bry'Kiethon Mouton	FB	6-1	255	Fr.-HS	Lafayette, La. (Acadiana HS)
48	Donnie Alexander	LB	6-1	215	So.-1L	New Orleans, La. (Karr HS)
48	Ronnie Lamarque	FB	6-1	223	Fr.-HS	New Orleans, La. (Newman HS)
49	Arden Key	DE	6-6	231	Fr.-HS	Atlanta, Ga. (Hapeville Charter School)

## ALPHABETICAL ROSTER

NO.	NAME	POS.
58	Jibrail Abdul-Aziz	OL
33	Jamal Adams	S
48	Donnie Alexander	LB
74	Vadal Alexander	OT
59	John Ballis	SNP
26	John Battle	S
52	Kendell Beckwith	LB
11	Brandon Bergeron	QB
76	Josh Boutte	OG
46	Tashawn Bower	DE
39	Lenny Breda	WR
4	Nick Brossette	RB
70	George Brown Jr.	OT
78	Garrett Brumfield	OG
62	Hunter Burns	LB
82	D.J. Chark	WR
64	William Clapp	C
98	Deondre Clark	DE
13	Jake Clise	QB
55	Roshon Cody	OL
42	Colby Delahoussaye	PK
9	John Diarse	WR
12	Micah Dickens	CB
19	Derrick Dillon	WR
72	Andy Dodd	C
14	Trent Domingue	PK/P
67	Jevonte Domond	OT
41	David Ducre	FB
15	Malachi Dupre	WR
83	Travin Dural	WR
22	Ronnie Feist	LB
53	Blake Ferguson	SNP
86	Jazz Ferguson	WR
50	Reid Ferguson	SNP
27	Lanard Fournette	RB
7	Leonard Fournette	RB
39	Russell Gage	CB
33	Trey Gallman	FB
36	Cameron Gamble	PK
99	Greg Gilmore	DT
57	Davon Godchaux	DT
35	Jack Gonsoulin	PK
85	Dillon Gordon	TE
31	Josh Growden	P
5	Derrius Guice	RB
21	Deven Hammond	DB
59	Jordan Harper	DE
6	Brandon Harris	QB
65	Jerald Hawkins	OT
54	Eman Haynes	DE
25	Reshaud Henry	RB
97	Frank Herron	DT
1	Donte Jackson	DB
22	Miquel James	WR
29	Rickey Jefferson	S
10	Anthony Jennings	QB
81	Colin Jeter	TE
96	Mickey Johnson	DT
3	Tyron Johnson	WR
45	Deion Jones	LB
38	Jamie Keehn	P
49	Arden Key	DE
16	Brad Kragthorpe	QB
91	Christian LaCouture	DT
2	Trey LaForge	QB

## 2015 NUMERICAL ROSTER

NO.	NAME	POS.	HT.	WT.	CL.-EXP.	HOMETOWN (HS/PREVIOUS SCHOOL)
50	Reid Ferguson	SNP	6-2	244	Sr.-3L	Buford, Ga. (Buford HS)
50	Christian Pittman	LB	5-11	206	Sr.-SQ	New Orleans, La. (Brother Martin HS)
51	Jonathan Rucker	LB	6-0	236	So.-SQ	Ponchatoula, La. (Ponchatoula HS)
52	Kendell Beckwith	LB	6-2	252	Jr.-2L	Clinton, La. (East Feliciana HS)
53	Blake Ferguson	SNP	6-3	221	Fr.-HS	Buford, Ga. (Buford HS)
53	Grant Leger	LB	6-2	225	Sr.-SQ	Metairie, La. (Jesuit HS)
54	Rory Luke	OL	6-4	284	Fr.-HS	New Orleans, La. (Brother Martin HS)
54	Eman Haynes	DE	6-2	216	Fr.-RS	Covington, La. (Northlake Christian)
55	Roshon Cody	OL	5-10	249	Fr.-RS	Baton Rouge, La. (Tara HS)
57	Davon Godchaux	DT	6-4	293	So.-1L	Plaquemine, La. (Plaquemine HS)
57	Cody Townsend	OL	6-1	288	Jr.-SQ	Marrero, La. (John Ehret HS)
58	Sione Teuhema	DE	6-4	251	So.-1L	Keller, Texas (Keller HS)
58	Jibrail Abdul-Aziz	OL	6-1	281	So.-HS	Baton Rouge, La. (Broadmoor HS)
59	John Ballis	SNP	6-1	215	Jr.-TR	Houston, Texas (Episcopal HS/Kentucky)
59	Jordan Harper	DE	6-3	231	Jr.-SQ	New Orleans, La. (Rummel HS)
60	Marcus Roberts	DL	5-11	282	Jr.-RS	Baton Rouge, La. (McKinley HS)
62	Hunter Burns	LB	6-0	222	So.-SQ	Wilmer, Ala. (Mary Montgomery HS)
62	Justin Mikush	OL	6-4	348	Fr.-RS	Tomball, Texas (Klein Oak HS)
63	K.J. Malone	OG	6-4	298	So.-1L	Ruston, La. (Cedar Creek HS)
64	William Clapp	C	6-5	303	Fr.-RS	New Orleans, La. (Brother Martin HS)
65	Jerald Hawkins	OT	6-6	305	Jr.-2L	Baldwin, La. (West St. Mary HS)
66	Toby Weathersby	OT	6-5	292	Fr.-HS	Houston, Texas (Westfield HS)
67	Jevonte Domond	OT	6-5	298	Jr.-SQ	Glendale, Ariz. (Maricopa HS/Glendale CC)
68	Chidi Okeke	OL	6-6	311	Fr.-HS	Anambra, Nigeria (Faith Baptist Christian (Ga.))
69	Turner Simmers	OL	6-4	274	Fr.-RS	Prairieville, La. (St. Amant HS)
70	George Brown Jr.	OT	6-7	283	Fr.-HS	Cincinnati, Ohio (Winton Woods HS)
72	Andy Dodd	C	6-4	319	So.-1L	Lindale, Ga. (Pepperell HS)
73	Adrian Magee	OG	6-4	324	Fr.-HS	Franklinton, La. (Franklinton HS)
74	Vadal Alexander	OT	6-6	329	Sr.-3L	Buford, Ga. (Buford HS)
75	Maea Teuhema	OG	6-5	327	Fr.-HS	Keller, Texas (Keller HS)
76	Josh Boutte	OG	6-5	342	Jr.-1L	New Iberia, La. (Westgate HS)
77	Ethan Pocic	C/OG	6-7	309	Jr.-2L	Lemont, Ill. (Lemont Township HS)
78	Garrett Brumfield	OG	6-3	294	Fr.-RS	Baton Rouge, La. (University HS)
81	Colin Jeter	TE	6-7	244	Jr.-1L	Longview, Texas (Longview HS/Kilgore College)
82	D.J. Chark	WR	6-3	186	So.-SQ	Alexandria, La. (Alexandria Senior HS)
83	Travin Dural	WR	6-2	203	Jr.-2L	Breaux Bridge, La. (Breaux Bridge HS)
84	Foster Moreau	TE	6-5	261	Fr.-HS	New Orleans, La. (Jesuit HS)
85	Dillon Gordon	TE	6-5	308	Sr.-3L	Edgard, La. (John Curtis HS)
86	Jazz Ferguson	WR	6-5	215	Fr.-HS	St. Francisville, La. (West Feliciana HS)
87	Kevin Spears	WR	6-2	207	So.-SQ	New Orleans, La. (Holy Cross HS)
88	Jacory Washington	TE	6-6	228	Fr.-RS	Westlake, La. (Westlake HS)
89	DeSean Smith	TE	6-5	243	Jr.-2L	Lake Charles, La. (Barbe HS)
90	Rob Snyder	TE	5-11	211	Sr.-RS	Cleveland, Ohio (Shaker Heights HS)
91	Christian LaCouture	DT	6-5	307	Jr.-2L	Lincoln, Neb. (Lincoln Southwest HS)
92	Lewis Neal	DE	6-2	264	Jr.-2L	Wilson, N.C. (James B. Hunt HS)
93	M.J. Patterson	DE	6-3	223	So.-SQ	Winnfield, La. (Winnfield HS)
94	Isaiah Washington	DE	6-4	241	Fr.-HS	New Orleans, La. (Karr HS)
95	Quentin Thomas	DT	6-4	313	Sr.-2L	Breaux Bridge, La. (Breaux Bridge HS)
96	Mickey Johnson	DT	6-1	329	Sr.-SQ	Covington, La. (St. Paul's HS)
97	Frank Herron	DT	6-4	289	So.-SQ	Memphis, Tenn. (Memphis Central HS)
98	Deondre Clark	DE	6-4	253	So.-1L	Oklahoma City, Okla. (Douglass HS)
99	Greg Gilmore	DT	6-4	313	So.-SQ	Hope Mills, N.C. (South View HS)

## COACHING STAFF

NAME	POSITION	YEAR AT LSU
Les Miles	Head Coach	11th
Cam Cameron	Offensive Coordinator/QBs	3rd
Kevin Steele	Defensive Coordinator	1st
Corey Raymond	Defensive Backs	4th
Steve Enslinger	Tight Ends	6th
Ed Orgeron	Defensive Line	1st
Tony Ball	Wide Receivers	1st
Jeff Grimes	Offensive Line	2nd
Bradley Dale Peveto	Special Teams	6th
Frank Wilson	Running Backs/Recruiting Coord.	6th

## PRONUNCIATION GUIDE

NO.	NAME	PRONUNCIATION
74	Vadal Alexander	vuh-Dall
4	Nick Brossette	bro-Sett
76	Josh Boutte	Boo-tay
46	Tashawn Bower	tuh-Shawn
42	Colby Delahoussaye	Dell-uh-hoo-see
9	John Diarse	Dee-arse
21	Trent Domingue	Doe-mang
41	David Ducre	Doo-cree
15	Malachi Dupre	Mal-uh-kye Doo-pree
83	Travin Dural	Tray-vin
27	Lanard Fournette	luh-Nard
22	Ronnie Feist	Feast

## ALPHABETICAL ROSTER

NO.	NAME	POS.
48	Ronnie Lamarque	FB
32	Leyton Lavigne	DB
43	Tommy LeBeau	S
53	Grant Leger	LB
25	T.J. Lemoine	DB
14	Caleb Lewis	QB
17	Xavier Lewis	CB
11	Lamar Louis	LB
54	Rory Luke	OL
73	Adrian Magee	OG
63	K.J. Malone	OG
12	Justin McMillan	QB
62	Justin Mikush	OL
28	Jalen Mills	S
44	John David Moore	FB
84	Foster Moreau	TE
47	Bry'Kiethon Mouton	FB
92	Lewis Neal	DE
68	Chidi Okeke	OL
30	Michael Ostrom	WR
24	Ed Paris	CB
93	M.J. Patterson	DE
50	Christian Pittman	LB
77	Ethan Pocic	OG/C
8	Trey Quinn	WR
40	Duke Riley	LB
60	Marcus Roberts	DL
51	Jonathan Rucker	LB
17	Tiger Scheyd	QB
31	Bennett Schiro	FB
69	Turner Simmers	OL
89	DeSean Smith	TE
90	Rob Snyder	TE
87	Kevin Spears	WR
27	Brandon Surtain	DB
75	Maea Teuhema	OG
58	Sione Teuhema	DE
45	Josh Sharp	TE
13	Dwayne Thomas	DB
95	Quentin Thomas	DT
23	Corey Thompson	S
2	Kevin Toliver II	CB
57	Cody Townsend	OL
32	Tony Upchurch	FB
35	Devin Voorhies	LB
41	Abraham Wallace	DB
94	Isaiah Washington	DE
88	Jacory Washington	TE
66	Toby Weathersby	OT
18	Tre'Davious White	CB
34	Darrel Williams	RB
14	Lionel Williams	S

57	Davon Godchaux	duh-Von God-chaw
5	Derrius Guice	Gice (like Dice)
97	Frank Herron	Hair-un
91	Christian LaCouture	Lock-uh-chur
11	Lamar Louis	Lewis
84	Foster Moreau	More-oh
47	Bry'Kiethon Mouton	Bry-keeth-un Moo-tawn
77	Ethan Pocic	Poe-sick
75	Maea Teuhema	My-uh Tuh-hoo-muh
58	Sione Teuhema	See-oh-nee Tuh-hoo-muh
35	Devin Voorhies	Vor-eeze
18	Tre'Davious White	truh-Day-vee-us
<b>Coaches</b>		
	Ed Orgeron	Or-zhure-ahn
	Bradley Dale Peveto	Pea-vuh-toe