

#LSUWIN

@LSUfbal
 @LSUCoachMiles
 /LSUfootball
 @LSUfootball

LSU

2013 FOOTBALL

NATIONAL CHAMPIONS

1958 • 2003 • 2007

SEC CHAMPIONS

1935 • 1936 • 1958 • 1961 • 1970

1986 • 1988 • 2001 • 2003 • 2007 • 2011

GAME

10

November 9, 2013
 7 p.m. CST • CBS
 Tuscaloosa, Ala.
 Bryant-Denny Stadium (101,821)

2013 SCHEDULES

#10/12/13 LSU (7-2, 3-2 SEC)

DATE	LSU RANK	OPPONENT	TV	TIME/RES.
AUGUST (1-0)				
31	#12/13	vs. #20/20 TCU	ESPN	W, 37-27
SEPTEMBER (3-1)				
7	#9/11	UAB	ESPNU	W, 56-17
14	#8/8	Kent State	ESPNU	W, 45-13
21	#6/7	Auburn *	ESPN	W, 35-21
28	#6/6	at #9/10 Georgia *	CBS	L, 41-44
OCTOBER (3-1)				
5	#10/11	at Mississippi State *	ESPN	W, 59-26
12	#10/11	#17 Florida *	CBS	W, 17-6
19	#6/8	at Ole Miss *	ESPN2	L, 24-27
26	#13/13	Furman	PPV	W, 48-16
NOVEMBER (0-0)				
9	#10/12	at #1 Alabama *	CBS	7 p.m.
23		Texas A&M *	TBA	TBA
29		Arkansas *	CBS	1:30 p.m.
DECEMBER				
7		SEC Championship Game	CBS	3 p.m.
		Atlanta, Ga.		

#1/1/1 Alabama (8-0, 5-0 SEC)

DATE	OPPONENT	TV	TIME/RES.
AUGUST (1-0)			
31	vs. Virginia Tech (Atlanta)	ESPN	W, 35-10
SEPTEMBER (3-0)			
14	at #6 Texas A&M *	CBS	W, 49-42
21	Colorado State	ESPN2	W, 31-6
28	#21 Ole Miss *	ESPN	W, 25-0
OCTOBER (4-0)			
5	Georgia State	SECTV	W, 45-3
12	at Kentucky *	ESPN2	W, 48-7
19	Arkansas *	ESPN	W, 52-0
26	Tennessee *	CBS	W, 45-10
NOVEMBER (0-0)			
9	#10/12 LSU *	CBS	7 p.m.
16	at Mississippi State *	TBA	TBA
23	Chattanooga	TBA	TBA
30	at Auburn *	TBA	TBA

ON THE AIR



LSU Sports Radio Network

Jim Hawthorne, play-by-play
 Gordy Rush, analyst
 Bill Franques, sideline



CBS

Verne Lundquist, play-by-play
 Gary Danielson, analyst
 Tracy Wolfson, sideline



Cox Sports (delay)

Lyn Rollins, play-by-play
 Greg Bowser, analyst
 Ronnie Rantz, sideline

BREAKDOWN

LSU

Record 7-2 (3-2 SEC)
Ranking No. 10 Associated Press
 No. 12 USA Today/Coaches; No. 13 BCS
 No. 11 Harris
Last Game Oct. 26 in Baton Rouge
 def. Furman, 48-16
Head Coach Les Miles
Career Record 120-44/13th year
LSU Record 92-21/ninth year
Miles vs. Bama 5-4
LSU vs. Bama UA leads 47-25-5



Alabama

Record 8-0 (5-0 SEC)
Ranking No. 1 Associated Press
 No. 1 USA Today/Coaches
 No. 1 BCS Standings; Harris
Last Game Oct. 26 in Tuscaloosa
 def. Tennessee, 45-10
Head Coach Nick Saban
Career Record 162-55-1/18th year
UA Record 71-13/seventh year
vs. LSU 4-4 (4-3 at Bama)



NEXT UP

No. 10/12 LSU, Top-Ranked Alabama Renew Rivalry Saturday in Primetime

LSU travels to Tuscaloosa, Ala., to square off with No. 1 Alabama in a crucial game in both the Southeastern Conference and national landscape. Kickoff is set for 7 p.m. CT, and the game will be televised in primetime by CBS for the third straight year. The Tigers have won five of the last six meetings with the Crimson Tide in Bryant-Denny Stadium, including the last time in 2011 in what was billed the "Game of the Century" when top-ranked LSU defeated No. 2 Alabama, 9-6, in overtime. For the third-straight season, both teams enter the match-up coming off a bye week. LSU is 7-2 overall and 3-2 in SEC play while Alabama is 8-0 overall and 5-0 against SEC competition. Before getting its first break of the season after playing nine straight weeks, LSU surged past Furman 48-16 on Homecoming on Oct. 26, racking up the third-most yards in a game in school history with 672. With the victory LSU extended its FBS record of consecutive non-conference regular season wins to 45 straight dating back to 2002 and improved to 28-0 at home against non-conference foes under **Les Miles**. The Tigers go into the game against Alabama ranked No. 4 in the league in total offense averaging 40.2 points per game and 480.0 yards (279.4 passing, 200.6 rushing). LSU enters the game ranked No. 3 in total defense, allowing 351.7 yards per game (203.2 passing, 148.4 rushing). Individually, QB **Zach Mettenberger** has completed 151-of-231 passes for 2,492 yards with 19 touchdowns and seven interceptions, and he is only eight yards short of becoming the first QB in LSU history to register 2,500 passing yards in back-to-back seasons. Wide receivers **Odell Beckham Jr.** (48 rec., 1,009 yards, eight TDs) and **Jarvis Landry** (58 rec., 882 yards, eight TDs) combine to form one of the nation's top receiving duos. Both receivers rank among the top five in the SEC in receiving TDs, receiving yards, receiving yards per game and receptions per game. RB **Jeremy Hill**, who rushed for 107 yards last season against Alabama, ranks second in the SEC in total rushing yards, rushing yards per game and rushing TDs as he has run for 922 yards and 12 TDs on 128 carries (115.2 yards per game) this season, an average of 7.2 yards per rush. Defensively, LB **Lamin Barrow**, a semifinalist for the Butkus Award, leads the Tigers with 64 total tackles, while LB **Kwon Alexander** and DT **Anthony Johnson** are tied for the team lead in tackles for a loss with 6.5. Johnson and CB **Jalen Mills** are tops on the team with 3.0 sacks on the season.

NOTEABLES

- With 2,492 passing yards, QB **Zach Mettenberger** is just eight yards shy of becoming the first player in school history to throw for 2,500 yards or more in back-to-back seasons. Mettenberger threw for 2,609 yards last year in his first season as a starter.
- Odell Beckham Jr.** leads the SEC and ranks No. 2 in the nation in all-purpose yards with 207.3 per game and he's averaging 21.2 yards every time he touches the football. He's accumulated 1,866 all-purpose yards, which is 254 yards away from the LSU single-season school record.
- QB **Zach Mettenberger** has started 22 straight games, the longest streak by an LSU quarterback since Herb

Tyler had 37 consecutive starts from 1995-98. Mettenberger is 17-5 as LSU's starting quarterback.

- LSU is 2-10-1 all-time against No. 1 ranked teams, including 1-4 under **Les Miles**. This will be the first time since 1996 at Florida that the Tigers face a No. 1 ranked team on the road, not including neutral sites.

- LSU owns a 5-2 record under **Les Miles** following an open date. This is the fourth straight year the Tigers face Alabama following an open date.

- LSU owns more wins over Alabama than any team in the nation since 2000 (9), since 2005 (5) and since 2007 (3). LSU has won five out of the last six meetings in Tuscaloosa.

- LSU is 5-4 all-time against former coaches, including 3-4 vs. Nick Saban.

- LSU leads the SEC and ranks second nationally in third-down conversion percentage, converting 64-of-101 for 63.4 percent. That percentage is the best in school history.

- Of **Jarvis Landry's** 882 receiving yards, 342 of those yards have come on third down, which is second nationally. He leads the nation in third-down touchdowns with five.

- RB **Jeremy Hill** is 78 yards away from becoming LSU's first 1,000-yard rusher in a season since Stevan Ridley in 2010. Hill has rushed for over 100 yards five times this season, including three out of his last four games.

Alabama Week

4

MONDAY

Miles Press Luncheon

11:30 a.m. - Athletic Building, 5th Floor

1:15 p.m. - Player Interviews (Indoor Facility)

Practice

4 p.m. - McClendon Practice Facility (Closed)

6 p.m. - Player Interviews

5

TUESDAY

Practice

4 p.m. - McClendon Practice Facility (Closed)

6 p.m. - Miles post practice interview (Team Room)

6

WEDNESDAY

SEC Teleconference

10 a.m. Miles on call

Practice

4 p.m. - McClendon Practice Facility (Closed)

6 p.m. - Player Interviews

Miles Radio Show

7 p.m. - TJ Ribs (Acadian)

7

THURSDAY

Practice

4 p.m. - McClendon Practice Facility (Closed)

8

FRIDAY

Travel Day

Road Headquarters
Marriott Birmingham
3950 Grandview Pkwy
Birmingham, AL 35243
(205) 968-3775

9

SATURDAY

Game Day

LSU at Alabama
7 p.m. CT • TV: CBS

Post Game

Coach Miles is available following the game in the press conference room.

Players will immediately follow in press conf. room

10

SUNDAY

No Practice

TV Replay:

LSU vs. Alabama
7 p.m.
Cox Sports Television (CST)
(HD channel 1037 and 37 in Baton Rouge)

LSU Media Services

Les Miles Interviews

Monday Press Luncheon

LSU coach Miles meets with the media each Monday of game week in the press conference room, which is located on the fifth floor of the LSU Athletic Administration Building. Lunch is served at 11:30 a.m. (CT) followed by comments from the Coach Miles at 12:15 p.m. (CT). Media members can park in Lot F on campus, which is located off of Nicholson Drive in front of the track stadium. A transcript of coach Miles' opening statement and as well as the question and answer session can be found on the Internet at www.LSUsports.net/media.

Listen To Les Miles' Weekly Press Conference

Members of the media can access the audio portion of Coach Miles' Weekly Press Luncheon each Monday starting at 12:10 p.m. CT at www.LSUsports.net/live or over the radio in the Baton Rouge area on 104.5 FM.

SEC Teleconference

The 14 SEC coaches are featured on a weekly teleconference each Wednesday at 10 a.m. (CT) during the regular season. Coach Miles speaks for 10 minutes starting at 10 a.m. Contact the LSU Sports Information Department to obtain the phone number to access the call.

Wednesday Post Practice

Coach Miles meets with the media immediately after practice on Wednesday's during the regular-season in the Team Room of the LSU Operations Center. This interview takes place at approximately 6 p.m. each week.

LSU Player Interviews

LSU players are available to the media three times during a typical game week - Mondays, Tuesdays and following the game on Saturday. Interview requests for the Monday and Tuesday media opportunities should be made at least 24 hours in advance and emailed to Michael Bonnette (mbonnet@lsu.edu) and Bill Martin (wmarti4@lsu.edu). Members of the media are not permitted to contact players on their cell phones under any circumstance.

Following the Press Luncheon

LSU players will be made available at 2 p.m. (CT) following head coach Les Miles' Press Luncheon each Monday afternoon at the Indoor Football Facility. Requests must be made on (or prior to) the Sunday following the game.

Post Practice

LSU players are available after practice on Monday and Tuesday by appointment at the Indoor Football Facility. These interviews are held at approximately 6 p.m. on Monday at 6:15 on Tuesday.

LSU Video Newsfeed

LSU will be distributing video interviews and other highlights via FTP during the 2012 season. A link to download the newsfeed each will be emailed to members of the media each Monday afternoon during the season. Email Michael Bonnette at mbonnet@lsu.edu to be placed on the distribution list.

WHO TO CONTACT

Sports Information Office

(225) 578-8226

Assoc. AD/Sports Information Director

Michael Bonnette • Assoc. AD/Sports Information Dir.

E-mail: mbonnet@lsu.edu • Twitter: @LSUBonnette

Bill Martin • Associate Sports Information Director

E-mail: wmarti4@lsu.edu • Twitter: @LSUBillMartin

Jake Terry • Associate SID (Social Media)

E-mail: jterry9@lsu.edu • Twitter: @LSUJake

LSU Television

Kevin Wagner - jwagne2@lsu.edu

LSU Radio

Jim Hawthorne - lsuradio@lsu.edu

LSU Sports Information Mailing Address

LSU Box 25095

Baton Rouge, LA 70803

ON THE INTERNET

www.LSUsports.net/media

The Official Website of LSU Athletics is home to all the football information you need. Schedules, results, rosters, bios, statistics and game notes can be found and are always up to date. The GAMEDAY section, updated daily, has all relevant info for the upcoming game.

<http://media.lsusports.net>

Media can access images for all LSU athletic teams, including action shots, heads shots, logos, etc. To gain access to the high-resolution pictures, email Michael Bonnette. You will be assigned a login and password that will enable you to retrieve pictures. This service is for the media use only.

CollegePressBox.com

Collegepressbox.com is the official media website for SEC Football. Access and download weekly game notes, quotes, statistics, media guides, headshots, logos and more for the conference and each of its member schools. Login information will be distributed to accredited media or you can apply for a password by sending an e-mail to password@collegepressbox.com.



LSU Football on Twitter & Facebook

[facebook.com/LSUfootball](https://www.facebook.com/LSUfootball)

twitter.com/LSUfootball

twitter.com/LSUCoachMiles

twitter.com/LSUMediaAlerts

[instagram.com/LSUFootball](https://www.instagram.com/LSUFootball)

LSUsports.net/fancage



THE LES MILES FILE

Born: Nov. 10, 1953

Hometown: Elyria, Ohio

Wife: Kathy

Children: Kathryn "Smacker", Leslie Matthew, "Manny", Benjamin, and Macy Grace

College: Michigan, '76

Coaching Experience

1980-81	Assistant Coach	Michigan
1982-86	Assistant Coach	Colorado
1987-94	Assistant Coach	Michigan
1995-97	Assistant Coach	Oklahoma State
1998-00	Assistant Coach	Dallas Cowboys
2001-04	Head Coach	Oklahoma State
2005-pres.	Head Coach	LSU

THE LES MILES FILE

92-23	Overall Record at LSU
56-5	Record vs. Unranked Teams
55-7	Record in Tiger Stadium
50-19	Record in SEC Regular Season Games
36-18	Record vs. Top 25 Teams
33-11	Record vs. SEC Western Division (Reg. 5)
27-7	Record in SEC Home Games
23-12	Record in SEC Road Games
20	Fourth Quarter/Overtime Comeback Wins For LSU Since 2005
13-13	Record vs. Top 10 Teams
15	Number of wins over coaches who have won a national title *
5-3	Record in Bowl Games
2-1	Record in BCS Bowl Games
1	BCS National Championship
2	SEC Championships

* - Came against Philip Fulmer (twice), Urban Meyer (three times), Larry Coker, Steve Spurrier (three times), Nick Saban (three times), Gene Chizik (twice) and Jim Tressel.

Les Miles

2011 NATIONAL COACH OF THE YEAR • NINTH SEASON

It's called the "Miles Method" and it's the mission of LSU football program under ninth-year head coach Les Miles. The "Miles Method" lays the foundation for the organization and it calls for LSU to run the finest football program in the country, one where players can have an experience that's second to none and gives them every opportunity to compete for championships on the field, earn a degree and grow personally by giving back to the community.

In eight years, the "Miles Method" has proved to be a winning formula as the Tigers have won more games than any program in the Southeastern Conference over that span (92), while capturing a pair of SEC titles (2007, 2011) and reaching the BCS National Championship Game two times (LSU won the 2007 national title).

Since Miles took over in 2005, LSU has registered five top 10 finishes with three coming in the top five, won double-figure games six times, produced 18 first-team All-Americans and had players win 11 national awards. LSU also leads the SEC with 51 NFL Draft picks during that span, which includes 12 first round selections.

Miles has climbed to second in school history in career victories with 92, trailing only Charles McClendon, who won 137 games in 18 years with the Tigers. Miles is also the only coach in LSU history to beat Auburn, Florida and Alabama in same season - and he's done it now three times - and in 2005, he became the only first-year coach in SEC history to lead a team to the league's title game.

In the classroom, 172 football players have earned their degree since Miles took over and for the second straight year, LSU ranked second to only Vanderbilt in the SEC in graduation rates at 77 percent. Under Miles, LSU has produced 134 players who have earned SEC Academic Honor Roll status.

LSU's community service presence is impactful as football players routinely donate time giving back to the Baton Rouge area through a variety of avenues, including appearances at schools, hospitals and many other charitable causes. It's through these community service ventures that Miles and his team get a better understanding of what it means to wear an LSU uniform and the impact that can be made on those who are less fortunate.

Now in his ninth season with the Tigers, the foundation for LSU football is stronger than ever. With wins coming at a record-setting pace, graduation rates the most for any public university in the SEC, and with six-straight recruiting classes rated among the top 10 in the nation, including the nation's No. 1 group in 2009, Miles and the Tigers continue to solidify their standing as one of the premier programs in college football, setting a standard that has the rest of the nation chasing.

BY THE NUMBERS: LES MILES AT LSU

	2005	2006	2007	2008	2009	2010	2011	2012	2013	TOTALS
vs. Unranked teams	6-0	8-0	5-1	6-2	8-1	6-0	5-0	7-0	5-1	56-5
vs. Top 25 teams	5-2	3-2	7-1	2-3	1-3	5-2	8-1	3-3	2-1	36-18
vs. Top 10 teams	2-1	2-2	3-0	1-2	0-3	1-1	3-1	1-2	0-1	13-13
SEC Regular Season	7-1	6-2	6-2	3-5	5-3	6-2	8-0	6-2	3-2	50-19
vs. SEC Western Division	5-0	4-1	4-1	2-3	3-2	3-2	5-0	5-1	2-1	33-11
vs. SEC Eastern Division	2-1	2-1	2-1	1-2	2-1	3-0	4-0	1-1	1-1	19-9
SEC home games	3-1	4-0	3-1	1-3	3-1	4-0	4-0	3-1	2-0	27-7
SEC road games	4-0	2-2	3-1	2-2	2-2	2-2	4-0	3-1	1-2	23-12
All home games	5-1	8-0	6-1	5-3	6-1	7-0	6-0	7-1	5-0	55-7
All road games	5-0	2-2	4-1	2-2	3-2	2-2	5-0	3-1	1-2	27-12
Neutral Site games	1-1	1-0	2-0	1-0	0-1	2-0	2-1	0-1	1-0	10-4
Bowl games	1-0	1-0	1-0	1-0	0-1	1-0	0-1	0-1	0-0	5-3

THE LES MILES RECORD

YEAR	SCHOOL	OVERALL RECORD	CONF. RECORD	NOTES
2001	Oklahoma State	4-7	2-6	
2002	Oklahoma State	8-5	5-3	Houston Bowl Champions
2003	Oklahoma State	9-4	5-3	
2004	Oklahoma State	7-5	4-4	
2005	LSU	11-2	7-1	No. 5, SEC West Champions
2006	LSU	11-2	6-2	No. 3, Sugar Bowl Champions
2007	LSU *	12-2	6-2	National Champions, SEC Champs
2008	LSU	8-5	3-5	Chick-fil-A Bowl Champions
2009	LSU	9-4	5-3	No. 17, Capital One Bowl
2010	LSU	11-2	6-2	No. 8, Cotton Bowl Champions
2011	LSU	13-1	8-0	No. 2, SEC Champions, BCS
2012	LSU	10-3	6-2	No. 12, Top 10 entire regular season
2013	LSU	7-2	3-2	
TOTALS (13th year)		120-44 (.732)	67-35	
LSU Record (ninth year)		92-23 (.800)	50-19	
Oklahoma State Record (four years)		28-21	16-16	

TRACKING THE TIGERS

WEEK	AP	COACHES	HARRIS	BCS
Preseason	12	13	--	--
Week 2 (9/2)	9	11	--	--
Week 3 (9/8)	8	8	--	--
Week 4 (9/15)	6	7	--	--
Week 5 (9/22)	6	6	--	--
Week 6 (9/29)	10	11	--	--
Week 7 (10/6)	10	11	--	--
Week 8 (10/13)	6	8	8	--
Week 9 (10/20)	13	13	12	13
Week 10 (10/27)	11	13	12	13
Week 11 (11/3)	10	13	11	13

ASSOCIATED PRESS POLL

RK.	TEAM	REC.	POINTS
1.	Alabama (52)	8-0	1491
2.	Oregon (2)	8-0	1418
3.	Florida State (6)	8-0	1409
4.	Ohio State	9-0	1315
5.	Baylor	7-0	1234
6.	Stanford	7-1	1214
7.	Auburn	8-1	1082
8.	Clemson	8-1	1059
9.	Missouri	8-1	956
10.	LSU	7-2	863
11.	Texas A&M	7-2	861
12.	Oklahoma	7-1	816
13.	South Carolina	7-2	769
14.	Miami (Fla.)	7-1	737
15.	Oklahoma State	7-1	662
16.	UCLA	6-2	515
17.	Fresno State	8-0	493
18.	Michigan State	8-1	478
19.	UCF	6-1	472
20.	Louisville	7-1	385
21.	Wisconsin	6-2	342
22.	Northern Illinois	9-0	322
23.	Arizona State	6-2	197
24.	Notre Dame	7-2	164
25.	Texas Tech	7-2	102

USA TODAY COACHES POLL

RK.	TEAM	REC.	POINTS
1.	Alabama (54)	8-0	1540
2.	Oregon (5)	8-0	1475
3.	Florida State (3)	8-0	1436
4.	Ohio State	9-0	1369
5.	Baylor	7-0	1299
6.	Stanford	7-1	1222
7.	Clemson	8-1	1121
8.	Oklahoma	7-1	971
9.	Missouri	8-1	961
10.	Auburn	8-1	959
11.	Oklahoma State	7-1	864
12.	LSU	7-2	835
13.	Texas A&M	7-2	800
14.	Miami (Fla.)	7-1	747
15.	South Carolina	7-2	722
16.	Louisville	7-1	569
17.	Fresno State	8-0	567
18.	UCLA	6-2	494
19.	Michigan State	8-1	446
20.	Northern Illinois	9-0	409
21.	UCF	6-1	340
22.	Wisconsin	6-2	333
23.	Texas Tech	7-2	217
24.	Arizona State	6-2	130
25.	Notre Dame	7-2	108

GAMECENTER

Date/Time: Saturday, November 9 at 7 p.m. CT

Location: Tuscaloosa, Ala. - Bryant-Denny Stadium (101,821)

Television: CBS - cable ch. 7 or HD ch. 1007 in Baton Rouge

CST (delay on Sunday/Wednesday nights) - cable ch. 37 or HD ch. 1037 in Baton Rouge

Radio: LSU Sports Radio Network - 98.1 FM in Baton Rouge

Sirius Satellite Radio - ch. 86; XM Radio - ch. 86

Series Record: Alabama leads 47-25-5

Series Notes: LSU and Alabama meet for the 78th time overall ... Last season, LSU had a 17-14 lead and held Alabama scoreless in the second half until T.J. Yeldon's 28-yard touchdown reception with 58 seconds to go that won the game for the Tide ... It's the fourth consecutive game, and the fifth time in seven games, that one of the teams is ranked No. 1 ... LSU was ranked No. 1 for both games in 2011, while Alabama was No. 1 in 2008, last season and this season ... The teams have met every year since 1964 ... First meeting came in Baton Rouge in 1895 (LSU won 12-6) ... LSU is 6-4 vs. Alabama in the last 10 meetings and 9-6 in its last 15 games with the Crimson Tide ... Since the revival of LSU football in 2000, the Tigers are 9-5 against Alabama, which includes a 5-1 record in Tuscaloosa ... Since 1996, the home team in the series has won just six times in 17 tries (LSU won four of the six) ... Current Alabama coach Nick Saban served as LSU's head coach for five years from 2000-04 ... LSU coach **Les Miles** is 5-4 vs. Alabama, which includes a 3-1 mark in games played in Tuscaloosa ... Teams have gone to overtime in three of Miles' nine games against Alabama (LSU won 16-13 in 2005; Alabama won 27-21 in 2008; LSU won 9-6 in 2011) ... Miles is the only coach in LSU history to beat Alabama five times.

NOTEBOOK

More on the LSU-Alabama Series

- Since 2005, the LSU-Alabama game has gone to overtime three times (2005, 2008, and 2011) with the Tigers winning in 2005 and 2011. Last season's meeting was decided in the final minute. Two out of LSU's last three overtime games have come against Alabama.
- This is the third straight regular season meeting between the two teams that is being televised in CBS' lone primetime slot of the year. Since 2007, LSU has made more CBS primetime appearances than any team in the SEC (2007-09 vs. Florida, 2011-13 Alabama).
- This is the sixth straight meeting that both teams are ranked in the top 10. This is the fourth straight meeting that LSU or Alabama is ranked No. 1 in the polls (LSU both games in 2011, Alabama in 2012).
- No team has won by more than four points in the last three regular season meetings. A combined 10 points separates the last three regular season contests: 24-21 LSU in 2010, 9-6 LSU in 2011, 21-17 Alabama in 2012.
- Since the 2005 season, a span of 9 games, a total of 12 points separates the two teams. LSU has scored 179 points in the last 9 games against Alabama, while the Crimson Tide has scored 191 points in that span. Not counting the 2012 BCS National Championship Game, there's just a six point difference that separates the teams in the five regular-season meetings between **Les Miles** and Nick Saban. LSU has scored 127 points in those 6 games, while Alabama has 133 points during that span.
- The winner of the LSU-Alabama game has played in the SEC Championship Game six out of the last eight years (LSU in 2005, 2007, and 2011; Alabama in 2008, 2009 and 2012).
- The winner of the LSU-Alabama game for seven of the last eight years has gone on to either play in the SEC Championship Game or play in a BCS bowl. The exception came in 2010. LSU played in SEC title game in 2005, the Sugar Bowl in 2006, the BCS National Championship Game in 2007 and 2011; Alabama played in Sugar Bowl in 2008 and the BCS National Championship Game in 2009 and the SEC and BCS title games in 2012.
- It's the eighth straight meeting that both teams go into the game ranked in the Top 25.
- The team that has led at halftime has gone on to win just four in the last 11 meetings with both teams being responsible for two of those victories. LSU led 21-14 in 2006 and went on to win 28-14 and the Tigers led 17-0 in 2003 and went on to win 27-3 that year. Alabama led 9-0 at halftime of the BCS National Championship Game and went on to win 21-0. The Tide led 14-3 last season and survived with a comeback for a 21-17 win. Other than that the team that led at halftime has lost the remaining five games. The only other exceptions came in 2008 and 2001 when the teams were tied at halftime. In 2008, the teams were tied 14-14 at halftime and Alabama went on to win 27-21 in overtime.

LSU To Face A Former Head Coach For 10th Time; Tigers Are 5-4 Against Former Coaches

When the Tigers line up against Alabama and Nick Saban on Nov. 9, it will mark the 10th time in LSU football history that a former LSU head coach will be on the opposing sidelines as head coach of the other team. LSU is 5-4 in those games. The only two coaches it's ever occurred against were Paul Dietzel in 1966 and 1973 when he was head coach at South Carolina and Saban in the last six years. LSU and Miles are 3-4 vs. Saban, winning 41-34 in Tuscaloosa in 2007, 24-21 in Baton Rouge in 2010, and 9-6 in overtime in 2011. LSU lost 27-21 in overtime in Tiger Stadium in 2008, 24-15 in Tuscaloosa in 2009, 21-0 in the 2012 BCS National Championship Game and 21-17 in overtime last season in Baton Rouge. LSU won both games against Dietzel, beating South Carolina, 28-12, in Tiger Stadium to open the 1966 season and followed by a 33-29 win over the Gamecocks in Columbia in 1973. Dietzel coached at LSU for seven years before leaving the Tigers for Army after the 1961 season. Dietzel coached at Army for four years before joining South Carolina in 1966. Dietzel's first game as head coach of the Gamecocks came against LSU. Ironically, it was Dietzel, still serving as the Tiger head coach, suggesting to then LSU AD Jim Corbett in 1959 that LSU schedule a four-game series with South Carolina with games being played in 1960-61 and 1965-66. The 1966 game became an immediate sellout once it was announced the Dietzel was joining South Carolina as its head coach. The late Dietzel passed away earlier this season on Sept. 24.

LSU-Alabama Connections

In addition to current Alabama head coach Nick Saban being the former head man at LSU, there are several other LSU-Alabama ties ... Alabama defensive coordinator Kirby Smart coached the defensive backs at LSU in 2004 ... Alabama line-backers coach Lance Thompson coached the tight ends and defensive line at LSU in 2002-03 ... Alabama tight ends coach Bobby Williams coached the wide receivers at LSU in 2004 ... Alabama strength coach Scott Cochran is a graduate of LSU and served on the strength staff for the Tigers from 2001 to 2004 ... Alabama's director of equipment Jeff Springer is a 2001 graduate of LSU and worked as an equipment manager for the Tigers from three years from 2003-05.

LSU vs. No. 1-Ranked Teams

LSU is 2-10-1 all-time against teams that are ranked No. 1 in the nation, which includes an 0-3 mark against Alabama. This is the second straight season that the Tigers will face an Alabama team that is ranked No. 1. Prior to that, LSU dropped a 13-3 decision to top-ranked Florida in a CBS prime time telecast in Tiger Stadium in 2009. LSU lost to No. 1 Alabama in Tiger Stadium, 27-21, in overtime in 2008. LSU also dropped a 3-0 decision to No. 1 Alabama in Tiger Stadium in 1979. LSU's only two wins against No. 1-ranked teams came in 1997 in a 28-21 win over Florida in Tiger Stadium and during the 2007 season when the Tigers beat top-ranked Ohio State, 38-24, in the BCS National Championship Game. LSU is 1-7 vs. No. 1 teams in Tiger Stadium and 0-3 vs. top-ranked teams on the road. **Les Miles** is 1-4 vs. top-ranked teams as a head coach, which includes a 1-3 record at LSU. This is the first time since 1996 that LSU will face a No. 1 ranked team on the road:

LSU vs. No. 1 ranked teams on the road (not including neutral site games)

1955	at #1 Maryland	L, 13-0
1994	at #1 Florida	L, 42-18
1996	at #1 Florida	L, 56-13

LSU Owns Nation's Most Wins Over Alabama Since 2007 (3), Since 2005 (5), Since 2000 (9)

LSU has had great success against Alabama since 2000 when the program began its rise. The Tigers are 9-5 versus the Tide since that time, which includes a 5-1 mark in Tuscaloosa. Those five wins are the most by any program in the nation with Auburn being second with four. LSU is also the only team in the nation since 2007 (Nick Saban's arrival) that has won multiple games in Bryant-Denny Stadium. Since 2005 when **Les Miles** began at LSU, the Tigers have won a nation-best three games over Alabama in Tuscaloosa. Here is a look at wins over Alabama nationally since 2000:

Wins Over Alabama Since 2000	Wins Over Alabama Since 2005	Wins Over Alabama Since 2007
LSU 9	LSU 5	LSU 3
Auburn 8	Auburn 4	Auburn 2
Tennessee 5	Florida 2	Texas A&M 1
Arkansas 4	Mississippi State 2	South Carolina 1
Georgia 3		Florida, Florida State 1
Mississippi State 3		4 others with 1

LSU Is 5-2 Under Les Miles Following Scheduled Open Date

LSU goes into the Alabama game with a 5-2 record under **Les Miles** following a scheduled open date. LSU lost its open date in 2005 and one of its two open dates in 2008 due to Hurricanes that disrupted the schedule both years. This will be the fourth straight year that LSU goes into the Alabama game following an open week. The following is a look at how LSU has fared in the game following a scheduled open date under Miles:

Year	Open Date	Game After Open Date	Results
2005	Sept. 17 (lost due to Hurricane Katrina and Rita)		
2006	Oct. 28	at Tennessee	W, 28-24
2007	Oct. 27	at Alabama	W, 41-34
2008	Oct. 4	at Florida	L, 51-21
2008	Nov. 15 (lost due to Hurricane Gustav)		
2009	Oct. 17	Auburn	W, 31-10
2010	Oct. 30	Alabama	W, 24-21
2011	Oct. 29	at Alabama	W, 9-6 (OT)
2012	Oct. 27	Alabama	L, 21-17

LSU: The SEC's Best Offense On Third Down, Best Third Down LSU Offense Since At Least 1977

LSU leads the SEC and ranks second nationally in third down conversions, converting 57-of-99 for 57.6 percent. Louisville leads the nation at 63.4 percent (64-of-101). Texas A&M is the next closest in the SEC at 53.8 percent. LSU actually leads the nation in third down conversions in road/neutral site games converting 34-of-56 for 60.7 percent. Texas A&M is second in that category at 59.3 percent. **Jarvis Landry** leads the nation in third-down touchdown receptions (5), 15+ yard third-down receptions (10) and 25+ yard third-down receptions (6). Twice this season, LSU has managed to convert double-digit third downs with 10 against TCU and 12 at Georgia. Dating back to 1977 when box scores/statistics began counting third-down totals, the 2013 LSU offense is the best on third down in school history. The next closest was 2001:

Best Third Down Offenses In LSU History (Since 1977 when 3rd Downs were charted):

1. 2013 - 57.6 percent (57/99)
2. 2001 - 51.0 percent (100/196)
3. 2006 - 48.3 percent (70/145)
4. 1987 - 48.1 percent (66/137)

HARRIS POLL

RK.	TEAM	REC	POINTS
1.	Alabama (95)	8-0	2,613
2.	Oregon (8)	8-0	2,491
3.	Florida State (2)	8-0	2,444
4.	Ohio State	9-0	2,317
5.	Baylor	7-0	2,167
6.	Stanford	7-1	2,102
7.	Clemson	8-1	1,890
8.	Missouri	8-1	1,725
9.	Auburn	8-1	1,672
10.	Oklahoma	7-1	1,572
11.	LSU	7-2	1,467
12.	Texas A&M	7-2	1,426
13.	Miami (Fla.)	7-1	1,344
14.	Oklahoma State	7-1	1,315
15.	South Carolina	7-2	1,175
16.	Louisville	7-1	1,013
17.	Fresno State	8-0	989
18.	Michigan State	8-1	789
19.	UCLA	6-2	768
20.	Northern Illinois	9-0	727
21.	UCF	6-1	567
22.	Wisconsin	6-2	450
23.	Texas Tech	7-2	409
24.	Arizona State	6-2	255
25.	Notre Dame	7-2	155

BCS STANDINGS

RK.	TEAM	REC	AVG
1.	Alabama	8-0	.9797
2.	Florida State	8-0	.9525
3.	Oregon	8-0	.9435
4.	Ohio State	9-0	.8720
5.	Stanford	7-1	.7930
6.	Baylor	7-0	.7745
7.	Clemson	8-1	.7277
8.	Missouri	8-1	.6890
9.	Auburn	8-1	.6686
10.	Oklahoma	7-1	.6084
11.	Miami (Fla.)	7-1	.5246
12.	South Carolina	7-2	.5111
13.	LSU	7-2	.4525
14.	Oklahoma State	7-1	.4395
15.	Texas A&M	7-2	.4365
16.	Fresno State	8-0	.3675
17.	Michigan State	8-1	.3394
18.	Northern Illinois	9-0	.3169
19.	UCLA	6-2	.2904
20.	Louisville	7-1	.2510
21.	UCF	6-1	.2151
22.	Arizona State	6-2	.1770
23.	Notre Dame	7-2	.1662
24.	Wisconsin	6-2	.1288
25.	Texas Tech	7-2	.0986

All-Time BCS Standings Appearances

1. Texas - 102
2. Oklahoma - 95
3. Florida - 92
4. LSU - 84
5. Virginia Tech - 83

TIGER TRENDS

	2013	Miles
August	1-0	4-0
September	3-1	32-3
October	3-1	25-8
November	0-0	25-8
December-January	0-0	7-4

LSU's Conference Record...

at home	2-0	27-7
on the road	1-2	23-12
neutral	0-0	0-0

LSU's Non-Conference Record...

at home	3-0	28-0
on the road	0-0	4-0
neutral	1-0	8-2

LSU vs. Ranked Opponents...

at home	1-0	14-5
on the road	0-1	12-9
neutral	1-0	10-4

LSU's Record in Games...

decided by 7 pts or less	0-0	28-8
decided by 3 pts or less	0-2	10-8
Away during the day	0-1	14-9
Away at night	1-1	14-2
Home during the day	1-0	14-5
Home at night	4-0	41-3

LSU's Record When Scoring...

less than 20 points	1-0	7-11
20+ points	5-2	74-12
25+ points	5-1	70-6

LSU's Record When Allowing...

14 or fewer points	2-0	52-3
24 or fewer points	3-0	70-9
25+ points	2-2	13-13

LSU's Record When...

Leading after the 1st qtr	6-0	64-6
Trailing after the 1st qtr	1-1	14-12
Leading at halftime	7-0	73-8
Trailing at halftime	0-2	18-13
Leading after the 3rd qtr	7-0	76-6
Trailing after the 3rd qtr	0-2	13-16
Tied going into the 4th qtr	0-0	5-3

LSU's Record With...

less than 300 yards	0-0	10-13
400+ yards total offense	5-1	41-5
500+ yards total offense	3-0	10-0
600+ yards total offense	1-0	1-0
less than 100 yards rush	0-1	5-14
100+ yards rushing	6-1	76-8
150+ yards rushing	6-0	63-4
200+ yards rushing	4-0	35-3
250+ yards rushing	2-0	17-1
less than 200 yards pass	1-0	40-13
300+ yards passing	2-1	9-2
350+ yards passing	0-0	2-0
400+ yards passing	0-0	0-0
450+ yards passing	0-0	0-0

LSU's Record When Allowing...

less than 200 total yards	1-0	22-1
less than 300 total yards	3-0	58-5
less than 400 total yards	3-0	67-12
400+ yards total offense	2-2	12-11
less than 100 yards rush	2-0	51-4
100+ yards rush	5-2	37-20
less than 200 yards pass	4-0	62-8
less than 250 yards pass	6-0	71-13
less than 300 yards pass	7-1	74-16
300+ yards pass	0-1	8-4

LSU Remains No. 13 in BCS Standings

LSU remained ranked No. 13 in the latest BCS Standings with an average of .4525. The Tigers' average computer rating is 18. The Tigers are the fourth highest ranked SEC team in the BCS Standings behind Alabama (1), Missouri (8) and Auburn (9). LSU ranks fourth in all-time BCS Standings appearances with now 84.

LSU's Dynamic Receiving Duo of Odell Beckham, Jr. and Jarvis Landry

LSU's offense under new offensive coordinator **Cam Cameron** has thrived in its first nine games as **Odell Beckham Jr.** and **Jarvis Landry** are arguably the top wide receiver duo in college football. The two have combined for 95 receptions for 1,891 yards and 16 receiving touchdowns. They have combined for more receiving yards than five SEC teams have passed for the entire season.

- The two are seeking to become the first duo in LSU history to go over 1,000 yards receiving in the same season. Beckham became the sixth player in single-season school history to go 1,000 in a when he did so against Furman. He sits at 1,009 yards, which is sixth in school history and just 55 yards from the top five. Landry is 118 yards away with 882 yards.

- **Beckham** is second in the SEC and 12th in the nation in receiving yards per game (112.1), while Landry is fourth in the SEC and 21st nationally (98.0).

- **Landry** has caught 91 passes in LSU's last 13 games with 12 touchdowns. He's caught eight passes or more in six of LSU's last 14 games. Landry recorded at least one receiving touchdown in seven straight games from last year's Arkansas contest through the Georgia game in week five this year. That streak tied the school record also held by Dwayne Bowe, who caught a TD pass in seven straight games during the 2005 season. Landry's streak ended at Mississippi State on Oct. 5.

- **Landry's** has caught at least one touchdown pass in six of nine games this season (did not have one at Mississippi State, vs. Florida, vs. Furman). Both Landry and **Beckham** have eight receiving touchdowns this season, which is just four of tying Dwayne Bowe's single-season record of 12 in 2006. Landry and Beckham are tied for third in the SEC in receiving scores.

- **Landry's** 58 catches rank second in the SEC and are just one shy of the LSU single-season top 10. Of the 58 catches by Landry, 40 of them have gone for first downs. Of those 40 first down receptions, 18 came on third down.

- **Landry** might be the most valuable receiver in the nation on third down. He is second nationally with 342 receiving yards on the year on third down. He is tops nationally with 10 receptions of 15+ yards on third down and six receptions of 25+ yards on third down. He also leads the nation in third-down touchdowns with five.

- **Beckham** has five 100-yard receiving games this season, which is fifth in LSU-single-season history. He became the first player since Devery Henderson in the 2002 "Bluegrass Miracle" game at Kentucky to record over 200 yards receiving in a game when he had 204 on six receptions with two touchdowns against Furman in week nine. The 204 yards are fifth-most in LSU single-game history and the most since Josh Reed broke the SEC record with 293 yards at Alabama in 2001.

- In LSU career history, **Beckham** is now 7th in 100-yard receiving games (7), 10th in career catches (132) and seventh in career receiving yards (2,197).

- Both **Beckham Jr.** and **Landry** have gone over 100 yards in the same game twice this season, doing so against TCU and at Georgia. They are the first duo in school history to go over 100 yards twice in the same game in the same season. Prior to their 100-yard games against TCU in the opener, the last time an LSU duo each went over 100 yards receiving was the 2002 Sugar Bowl when Josh Reed and Michael Clayton did it.

- **Beckham Jr.'s** three receiving TDs in the UAB game tied for third in LSU single-game history and were the most by an LSU player since Terrence Toliver hauled in three against Texas A&M in the 2011 Cotton Bowl.

Two 100-Yard LSU Receivers in the Same Game (10)

Date	Opponent	WRs	Result
9/28/13	at #9 Georgia	Jarvis Landry (156), Odell Beckham Jr. (118)	L, 41-44
8/31/13	vs. #20 TCU	Odell Beckham Jr. (118), Jarvis Landry (109)	W, 37-27
1/1/02	vs. #7 Illinois	Josh Reed (239), Michael Clayton (120)	W, 47-34
10/13/01	at Kentucky	Josh Reed (160), Michael Clayton (105)	W, 29-25
10/21/00	vs. #13 Miss. State	Josh Reed (113), Reggie Robinson (102)	W, 45-38
9/2/00	vs. W. Carolina	Josh Reed (137), Jerel Myers (117)	W, 47-34
11/13/99	vs. Houston	Jerel Myers (114), Josh Reed (100)	L, 7-20
11/4/89	vs. Ole Miss	Todd Kinchen (108), Eddie Fuller (102)	W, 35-30
9/24/88	at #18 Ohio State	Tony Moss (117), Alvin Lee (108)	L, 33-36
10/24/81	vs. #20 Florida State	Orlando McDaniel (155), Malcolm Scott (112)	L, 14-38

All-Purpose OBJ3

Odell Beckham Jr. leads the SEC and is second nationally in all-purpose yards with 207.3 per game highlighted by the first missed field goal return for a touchdown in school history when he raced 100 yards for a score on a missed 59-yard attempt with 2:11 remaining in the third quarter of the UAB game in week 2. He is averaging averaging 21.2 yards every time he touches the ball, which ranks fourth nationally.

- **Beckham's** accounted for 1,866 all-purpose yards with 79 touches (3 rush, 48 rec., 11 punt ret., 25 kickoff ret., and 1 missed FG ret.).

- With his 217 all-purpose yards against Furman last time out, **Beckham** moved into fourth place in LSU single-season all-purpose yards. He is 238 yards from surpassing Kevin Faulk (1996) for third place. The single-season school record for all-purpose yards is 2,120 by Domanick Davis in 2002, and Beckham is 254 yards from breaking that mark. Beckham is also 18th in SEC single-season history return yards, and just 12 yards away from surpassing Herschel Walker (1982) of Georgia.

- With his performance against Furman, Beckham moved into the LSU career top 10 in all-purpose yards. He is ninth with 3,632 yards.

- **Beckham** has racked up 616 yards on 25 kick returns this season, averaging 24.6 yards per return. The 616 yards rank eighth nationally and third in LSU single-season history behind only Patrick Peterson (932 in 2010) and Domanick Davis (618 in 1999). His 25 kick returns are tied for third in LSU single-season history with Domanick Davis (1999). The school record for single-season returns is held by Peterson with 32 in 2010.
- **Beckham** set the LSU single-game school record with 175 kickoff return yards on seven returns at Georgia. The previous record was 164 yards by Trindon Holliday against Georgia in 2008. Beckham Jr. tied the LSU record for most kickoff returns in a game with seven, a mark previously set by Holliday against Georgia and Florida in 2008.
- **Beckham** accounted for 331 all-purpose yards against UAB in week two (third-highest total in school history) and 289 yards (sixth highest total in school history) at No. 9 Georgia in week four. The 289 against Georgia went down as the most all-purpose yards by an LSU player in an SEC game since Devery Henderson recorded 298 against Kentucky in 2002.
- **Beckham Jr.** was believed to be the first FBS player to return a missed short field goal for a touchdown since Richie Iuzzo of Clemson did it vs. Georgia on Sept. 28, 1968 (108 yards, 100 statistically). Others who have done it: Don Guest of California, 109 yards vs. Washington on Sept. 17, 1966; James Elmore of Tennessee, 95 yards vs. Carson-Newman on Sept. 25, 1926.
- **Beckham Jr.** has recorded three special teams touchdowns in his career: one missed field goal return in 2013 and two punt returns in 2012.
- **Beckham Jr.** recorded four total touchdowns against UAB in week 2, becoming the first LSU player to achieve that feat since LaBrandon Toefield did it with four rushing TDs against Utah State on Sept. 8, 2001.

National FBS All-Purpose Yards

- | |
|--|
| 1. Antonio Andrews, Western Kentucky - 227.2 |
| 2. Odell Beckham Jr., LSU - 207.3 |
| 3. Albert Wilson, Georgia State - 181.8 |
| 13. Mike Davis, South Carolina - 153.8 (next closest SEC player) |

Zach Mettenberger On Record Pace In Second Year as Starting QB

Senior quarterback **Zach Mettenberger** is on a record-breaking pace eight weeks into the season. His 19 passing touchdowns are already fifth in LSU single-season history and just nine away from tying the school record set by JaMarcus Russell (2006) and Matt Mauck (2003). Mettenberger's 2,492 yards are seventh in LSU single-season history.

- **Mettenberger** is just eight yards away from becoming the first quarterback in school history to throw for 2,500 yards in back-to-back seasons. Only six times has a QB in LSU history thrown for over 2,500 yards.
- In just two seasons as a starter, **Mettenberger** has already entered the LSU career top 10 in passing yards with 5,193. He sits in sixth place and is 683 yards away from fifth place.
- **Mettenberger** was the only QB in LSU history to throw for 250 or more yards in each of the first three games of a season. Dating back to last year, the senior has thrown for 250 yards or more in 10 of LSU's last 14 games. He's thrown for over 300 yards three times this season (at Georgia, at Mississippi State, Furman). He owns a 17-5 record as a starter in his career, including an 12-1 mark in Tiger Stadium.
- **Mettenberger** is second in the SEC and sixth nationally in pass efficiency (177.1). He is tied for second in the nation in pass completions of 20 yards or more with Johnny Manziel (51). Sean Mannion of Oregon State leads the nation with 57.
- For his career, **Mettenberger** is up to 32 touchdown passes, which is seventh in LSU history and two away from the top five.
- **Mettenberger** was named SEC Offensive Player of the Week after throwing for 340 yards on 25-of-29 passing with two touchdowns at Mississippi State on Oct. 5. The 25 completions were a career high and the most by an LSU QB in any game since Rohan Davey had 31 in the 2002 Sugar Bowl against Illinois. His .862 completion percentage was the fourth-highest in LSU single-game history.
- In one of the best outings by a quarterback in school history, **Mettenberger** made his return to Georgia a memorable one when he threw for a career-best 372 yards on 23-of-37 passes with three touchdowns. The 372 yards was the seventh-highest total in school history and the most by an LSU quarterback in a game since Rohan Davey tossed for 444 in the Sugar Bowl against Illinois on Jan. 1, 2002. Mettenberger's yardage was also the highest total by an LSU QB in an SEC game since Davey shattered the SEC record with 528 at Alabama on Nov. 3, 2001.
- **Mettenberger** shattered the LSU single-game passing touchdown record with five against UAB in week 2, including three in the first half. As a team, the five passing touchdowns for LSU against UAB were the most by the squad since recording five in the 2000 season-opener against Western Carolina. Mettenberger became the first LSU QB to throw three or more TDs in a half since JaMarcus Russell fired three in the first half of the Mississippi State game on Sept. 30, 2006.

Zach Mettenberger Becomes Fifth QB In LSU History With Back-to-Back 300-Yard Games

When **Zach Mettenberger** threw for 340 yards at Mississippi State on Oct. 5, he became only the eighth quarterback in LSU history to throw for 300 or more yards in two games in the same season. Mettenberger also became the fifth LSU QB to throw for 300 yards in back-to-back games and the first since Matt Flynn did it in 2007 (319 vs. Auburn, 353 at Alabama). Others who have thrown for 300 yards in back-to-back games: Rohan Davey (3 straight times in 2001), Jeff Wickersham (twice in 1983), and Tommy Hodson (twice in 1989). Three times this season, Mettenberger has thrown for over 300 yards.

More On the LSU Offense

- LSU's combined 362 points are the most through the first nine games of a season in school history. The school season record for points is 541 by the 2007 squad. By comparison, that team had 335 points through the first nine games.

LSU IN THE NCAA STATS RANKINGS

Scrimmage Plays of 10 or More Yards

Team	Plays
1. Texas Tech	198
2. Texas A&M	191
3. Oregon	177
4. Florida State	175
Western Kentucky	175
5. Missouri	167
6. LSU	165

Scrimmage Plays of 20 or More Yards

Team	Plays
1. Oregon	71
2. Texas A&M	70
3. Baylor	69
4. Florida State	66
5. LSU	65

Passing Plays of 20 or More Yards

Team	Plays
1. Oregon State	58
2. Texas A&M	56
3. LSU	51

Third Down Conversion Percentage

Team	Pct.
1. Louisville (64/101)	63.4
2. LSU (57/99)	57.6
3. Florida State (47/84)	56.0

Rushing Touchdowns

Player, Team	TDs
1. Kapri Bibbs, Colorado State	15
2. Keenan Reynolds, Navy	14
3. Tre Mason, Auburn	13
4. Jeremy Hill, LSU	12
several others	12

Passing Plays of 20 Yards or More

Player, Team	Plays
1. Sean Mannion, Oregon State	57
2. Zach Mettenberger, LSU	51
Johnny Manziel, Texas A&M	51
4. Taylor Kelly, Arizona State	46

Quarterback Rating (Passing Efficiency)

Player, Team	Rating
1. Bryce Petty, Baylor	219.0
2. Jameis Winston, Florida State	201.1
3. Teddy Bridgewater, Louisville	191.6
4. Johnny Manziel, Texas A&M	185.0
5. Marcus Mariota, Oregon	178.5
6. Zach Mettenberger, LSU	177.1

Total Receiving Yards

Player, Team	Yds
1. Brandin Cooks, Oregon State	1,344
2. Mike Evans, Texas A&M	1,147
3. Willie Snead, Ball State	1,057
4. Allen Robinson, Penn State	1,043
5. Jace Amaro, Texas Tech	1,035
6. Odell Beckham Jr., LSU	1,009

INDIVIDUAL HONORS

Lamin Barrow • 18 • LB

Butkus Award Semifinalist
All-SEC Second Team (Coaches, Media)

Odell Beckham Jr. • 3 • WR

Biletnikoff Award Watch List
Hornung Award Watch List
All-SEC First-Team Return Specialist (Coaches, Media)
All-SEC Third Team WR (Coaches)
SEC Special Team Player of the Week (vs. UAB)
Hornung Award Honor Roll (vs. TCU, UAB, at Miss. St.)

Alfred Blue • 4 • RB

All-SEC Third Team (Coaches, Media)

La'El Collins • 70 • OT

Lombardi Award Watch List
All-SEC Third Team (Coaches, Media)
SEC Offensive Lineman of the Week (vs. TCU)

Ego Ferguson • 9 • DT

SEC Defensive Player of the Week (vs. Kent State)

Jeremy Hill • 33 • RB

Doak Walker Award Watch List
SEC Offensive Player of the Week (vs. Auburn)

Anthony Johnson • 90 • DT

Bednarik Award Watch List
Nagurski Trophy Watch List
Outland Trophy Watch List
Lombardi Award Watch List
ESPN.com All-America First Team
Kirk Herbstreit All-Herbie Team
Sporting News All-America First Team
CBSSports.com All-America Second Team
Phil Steele All-America Second Team
All-SEC First Team (Coaches, Media)

Tahj Jones • 58 • LB

All-SEC Third Team (Media)

Jarvis Landry • 80 • WR

All-SEC Third Team (Media)

Craig Loston • 6 • S

Bednarik Award Watch List
Nagurski Trophy Watch List
Thorpe Award Watch List
CBSSports.com All-America Second Team
SI.com All-America Second Team
Phil Steele All-America Third Team
All-SEC First Team (Coaches, Media)

Zach Mettenberger • 8 • QB

Maxwell Award Watch List
Davey O'Brien Honorable Mention QB of Week (at MSU)
Manning Award Star of the Week (vs. UAB, vs. Miss. St.)
SEC Offensive Player of the Week (at Miss. State)

Jalen Mills • 28 • CB

All-SEC Third Team (Media)

Danielle Hunter • 94 • DE

SEC Defensive Lineman of the Week (vs. Florida)

- LSU's 4,320 yards of total offense is the most through the first nine games of a season in school history. The school season record for total yards is 6,152 by the 2007 squad. By comparison, that team had 3,958 yards through the first nine games.
- In the win over Furman on Oct. 26, LSU racked up 672 yards of total offense, which ranks third in LSU single-game history. It was the most yards in a game for the Tigers since putting up 680 yards in a win over Western Carolina in 2000. Of the 672 yards, 332 yards were on the ground, while 340 were through the air.
- LSU ranks sixth nationally in plays of 10-plus yards from scrimmage (165) and fifth in plays of 20-plus yards from scrimmage (65). The Tigers are third in the nation in passing plays of 20 yards or more with 51.
- LSU has converted 37 of its 43 redzone chances (86 percent; 30 touchdowns, seven field goals). Note: Two of the Tigers' failed conversions were victory formations to end the Kent State and Florida games. LSU was 3-of-4 in redzone opportunities last time out against Furman.
- LSU scored 59 points in a 59-26 win at Mississippi State on Oct. 5. The 59 points were the most by the Tigers in an SEC game since a 63-28 win at Kentucky on Nov. 1, 1997. LSU scored six rushing touchdowns in the win over the Bulldogs, the most by the Tigers since setting a school record with eight in that Kentucky game of 1997.
- LSU averaged 10.4 yards per play against Kent State in week 3, a figure that ranked second in school history. The record is 11.1 against Kentucky on Oct. 14, 2006.
- LSU outscored Mississippi State 28-0 in the fourth quarter on Oct. 5. The 28 points were the most by the Tigers in the fourth quarter of an SEC game since putting up 28 in a 61-17 win over Ole Miss on Dec. 5, 1970. It was LSU's most overall points in the fourth quarter since scoring 30 against Troy on Nov. 15, 2008.

Jeremy Hill Spearheading LSU Ground Game

Sophomore **Jeremy Hill** is producing one of the best seasons by a running back in LSU history. Hill has produced five 100-yard rushing games in his last seven contests, including three out of his last four games. His five 100-yard rushing games rank eighth in LSU single-season history and are just two away from tying the school record of seven set by Kevin Faulk (1996) and Charles Alexander (1977).

- **Hill** ranks second in the SEC in rushing with 115.2 yards per game and a total of 922 yards. Hill is averaging 7.2 yards per carry. He is second in the league in rushing touchdowns and tied for fourth nationally with 12.
- **Hill** is 78 yards shy of becoming LSU's first 1,000-yard running back in a season since Stevan Ridley (now starting running back for the New England Patriots) had 1,147 during the 2010 season.
- For his career, **Hill** has 1,677 yards on 270 carries with 24 touchdowns and 0 fumbles lost heading into the Alabama game. Hill was the second quickest running back in LSU history to reach 1,000 career yards. Hill did it on 165 carries. Justin Vincent was the fastest running back in school history to do it on 154 carries.
- **Hill's** 24 career rushing touchdowns are tied with the great Billy Cannon for 10th in LSU career rushing TDs.
- In games that **Hill** has at least 10 carries, he's scored a touchdown in 13 of those 15 games and he's reached 100 yards nine times.
- **Hill**, who has only played 19 career games, is already in sole possession of fourth in LSU career 100-yard rushing performances with nine.
- **Hill** was named the SEC Offensive Player of the Week and Maxwell National Player of the Week for his performance in LSU's 35-21 win over Auburn on Sept. 21. Hill rushed for career-highs of 184 yards and three touchdowns on 25 carries in leading LSU past Auburn. The sophomore scored the first two times he touched the ball – going 49 yards on the first TD and then 12-yard on his next carry – to give LSU a 14-0 lead just minutes into the contest. Hill added a third touchdown on a 6-yard run in the third quarter that stretched LSU's lead to 28-7. He also set up LSU's third touchdown of the game when he raced 54-yards down to the Auburn 1-yard line.
- The 184 rushing yards by **Hill** against Auburn were the most by an LSU player since Alley Broussard set the school record with 250 yards in a win over Ole Miss in 2004. The 184 yards were also the most by an SEC player in any game this season.

LSU Seeking First 1,000-Yard Rusher, 1,000-Yard Receiver, 2,500-Yard Passer Since 2003

In 2003, quarterback Matt Mauck (2,825 yards), receiver Michael Clayton (1,079) and running back Justin Vincent (1,001) became the first trio in school history to go over 1,000 yards rushing, 1,000 yards receiving and 2,500 yards passing in the same season. They achieved the feat in LSU's BCS National Championship Game win over Oklahoma. Now, 13 years later, quarterback **Zach Mettenberger** (2,492 yards), WR **Odell Beckham Jr.** (1,009) and RB **Jeremy Hill** (922) are seeking to become the first trio in school history to do it in the regular season and just the second trio overall. With eight more passing yards from Mettenberger and 78 more rushing yards from Hill, they will do it.

ESPN's College Gameday To Broadcast From Tuscaloosa

ESPN College GameDay will be on hand in Tuscaloosa and the show airs from 8-11 a.m. CT on ESPN. It will be the 22nd time LSU is involved in a game with ESPN College GameDay on location and the second time this season. The show originated from Athens, Ga., when LSU faced Georgia in week five. This is the fourth straight LSU-Alabama meeting that the show will attend. The Tigers have made at least one appearance on the popular show in each of the past 11 seasons. LSU is 14-6 in games in which ESPN College GameDay is on hand. The following is a look at visits by ESPN College GameDay that involved an LSU game:

Year	Matchup	Location	Result
1996	#11 LSU vs. #10 Alabama	Baton Rouge - PMAC ramps	L, 26-0
1997	#14 LSU vs. #1 Florida	Baton Rouge - PMAC ramps	W, 28-21
2003	#11 LSU vs. #7 Georgia	Baton Rouge - PMAC ramps	W, 17-10

2004	#2 LSU vs. #3 Oklahoma	New Orleans, La.	W, 21-14
2004	#4 LSU vs. Oregon State	Baton Rouge - Parade Grounds	W, 22-21 OT
2005	#5 LSU at #4 Alabama	Tuscaloosa, Ala.	W, 16-13 OT
2006	#9 LSU at #5 Florida	Gainesville, Fla.	L, 23-10
2007	#2 LSU vs. #9 Virginia Tech	Baton Rouge - Parade Grounds	W, 48-7
2007	#1 LSU vs. #9 Florida	Baton Rouge - Parade Grounds	W, 28-24
2007	#2 LSU vs. #1 Ohio State	New Orleans, La.	W, 38-24
2008	#6 LSU at #9 Auburn	Auburn, Ala.	W, 26-21
2008	#15 LSU vs. #1 Alabama	Baton Rouge - Old Front Nine	L, 27-21 OT
2009	#4 LSU vs. #1 Florida	Baton Rouge - Parade Grounds	L, 13-3
2010	#16 LSU vs. #18 North Carolina	Atlanta, Ga.	W, 30-24
2011	#4 LSU vs. #3 Oregon	Arlington, Texas	W, 40-27
2011	#2/3 LSU at #16 West Virginia	Morgantown, W.V.	W, 47-21
2011	#1 LSU vs. #2 Alabama	Tuscaloosa, Ala.	W, 9-6 (OT)
2011	#1 LSU vs. #12 Georgia	Atlanta, Ga.	W, 42-10
2011	#1 LSU vs. #2 Alabama	New Orleans, La.	L, 21-0
2012	#5 LSU vs. #1 Alabama	Baton Rouge - Parade Grounds	L, 21-17
2013	#6 LSU at #9/10 Georgia	Athens, Ga.	L, 48-16
2013	#10 LSU at #1 Alabama	Tuscaloosa, Ala.	?

LSU Bowl Eligible for Record 14th Straight Season

By picking up its sixth win of the season against Florida in week seven, LSU is now bowl eligible for a school-record 14th straight year. LSU has played in a bowl game every season dating back to 2000. The 14-year bowl streak trails only Florida (23) and Georgia (17) in the SEC. Florida State leads the nation with 32 consecutive bowl appearances.

Colby DelaWHossaye?

Under **Les Miles**, LSU has produced three out of the top five most accurate career kickers in school history in Josh Jasper (2008-10), Drew Alleman (2011-12) and Colt David (2005-06). Redshirt freshman PK **Colby Delahoussaye**, a walk-on from New Iberia, took over the field goal and extra point duties this season after the departure of Alleman. Delahoussaye immediately made an impact in his debut, booting 3-of-3 field goals and 4-of-4 PATs in the season-opening win over TCU. Delahoussaye's three made field goals were the most by an LSU kicker in his debut since Andre LaFleur was 3-of-4 against Mississippi State on Sept. 11, 1993. The freshman then booted a perfect 2-of-2 at No. 9 Georgia in week four, including a career-long 49-yarder, which matched the longest made field goal for the Tigers all of last season. For the season and his career, he is 9-of-10 on field goals and 43-of-44 on extra points through. Delahoussaye shattered the LSU record for most consecutive field goals to start a career, surpassing David Brownlyke (1986), by making his first nine. He missed his first field goal in the Furman game on Oct. 26. Brownlyke converted the first seven field goal attempts of his career before missing two in the fourth quarter of the Ole Miss game on Nov. 1, 1986. Delahoussaye's 43 extra points are eighth in LSU single-season history.

Consecutive Made Field Goals to Start a Career

1. Colby Delahoussaye (2013) - 9

2. David Brownlyke (1986) - 7

LSU Has Two Games This Season of 300+ Rushing Yards and 250+ Passing Yards

For just the eighth and ninth times in school history, LSU had 300+ rushing yards and 250+ passing yards in a 45-13 win over Kent State in week three and a 48-16 win over Furman in week nine. LSU finished the Kent State game with 571 total yards and produced 672 in the Furman win. Here's a look at the other games in school history that LSU recorded 300+ rushing yards and 250+ passing yards in the same contest:

Year	Opponent (Results)	Rushing Yards	Passing Yards	Total Yards
2013	Furman (W, 48-16)	332	340	672
2013	Kent State (W, 45-13)	307	264	571
2007	Louisiana Tech (W, 58-10)	321	274	595
1996	New Mexico State (W, 63-7)	329	269	598
1989	Ohio (W, 57-6)	313	303	616
1987	Ole Miss (W, 42-13)	356	274	630
1986	Mississippi State (W, 47-0)	301	279	580
1969	Mississippi State (W, 61-6)	310	271	581
1967	Mississippi State (W, 55-0)	327	303	630

Terrence Magee's Onto The Scene

Entering the TCU season-opener, junior running back **Terrence Magee** had totaled only 28 carries in his career. Magee delivered a breakout game against the Horned Frogs, rushing for a game-high 95 yards on 13 carries with two touchdowns. The highlight came with 13:11 in the third quarter when he raced a career-long 52 yards for a score. Magee then went over the 100-yard mark for the first time in his career with nine carries for 108 yards -- all in the second half -- in the win over Kent State in week three. Magee produced his second 100-yard rushing game of the season when he tied his career high with 108 yards on 14 carries with two touchdowns against Furman. Magee ranks second on the team in rushing with 41.8 yards per game. All four LSU running backs -- Magee, **Alfred Blue**, **Kenny Hilliard** and **Jeremy Hill** -- have



TIGERS IN THE NFL (WEEK 8)

Name	Pos.	Team
Kenderick Adams	DE	Cincinnati Bengals
Joe Barksdale	OT	St. Louis Rams
Dwayne Bowe	WR	Kansas City Chiefs
Michael Brockers	DT	St. Louis Rams
Ron Brooks	CB	Buffalo Bills
Morris Claiborne	CB	Dallas Cowboys
Ryan Clark	S	Pittsburgh Steelers
Jacob Cutrera**	LB	Tampa Bay Buccaneers
Glenn Dorsey	DE	San Francisco 49ers
Lavar Edwards	DE	Tennessee Titans
Chris Faulk**	OT	Cleveland Browns
Matt Flynn	QB	Buffalo Bills
Michael Ford	RB	Chicago Bears
Trindon Holliday	WR/KR	Denver Broncos
Tyson Jackson	DE	Kansas City Chiefs
Ricky Jean Francois	DT	Indianapolis Colts
Donnie Jones	P	Philadelphia Eagles
Brandon LaFell	WR	Carolina Panthers
LaRon Landry	S	Indianapolis Colts
Bennie Logan	DT	Philadelphia Eagles
Tyrann Mathieu	DB	Arizona Cardinals
Danny McCray	S	Dallas Cowboys
Barkevious Mingo	LB	Cleveland Browns
Kevin Minter	LB	Arizona Cardinals
Drake Nevis	DT	Dallas Cowboys
Patrick Peterson	CB	Arizona Cardinals
Rueben Randle	WR	New York Giants
Eric Reid	S	San Francisco 49ers
Stevan Ridley	RB	New England Patriots
Perry Riley	LB	Washington Redskins
Russell Shepard	WR	Tampa Bay Buccaneers
Kelvin Sheppard	LB	Indianapolis Colts
Tharold Simon**	CB	Seattle Seahawks
Craig Steltz	S	Chicago Bears
Brandon Taylor	S	San Diego Chargers
Curtis Taylor*	S	Arizona Cardinals
Terrence Toliver *	WR	Chicago Bears
Spencer Ware	FB	Seattle Seahawks
Corey Webster	CB	New York Giants
Andrew Whitworth	OT	Cincinnati Bengals
Kyle Williams	DT	Buffalo Bills
Al Woods	DT	Pittsburgh Steelers

* - Practice Squad

** - Injured Reserve

BOLD indicates players who played for Les Miles

Number of Players by College on ACTIVE NFL Rosters

1. USC 40

2. LSU 38

Miami 38

4. Georgia 36

5. Florida State, Texas 31

• LSU leads the nation in number of defensive backs (11) and defensive tackles (6) on active NFL rosters.

• Nine of the 11 LSU defensive starters from the 2011 Oregon game were on active NFL rosters for week 1.

• 17 LSU players (12 defense, 5 offense) who played in the 2012 BCS National Championship Game are on an NFL roster.

• Of the 38 active former LSU players on NFL rosters, 34 of them played for **Les Miles**.

CAREER GAMES PLAYED/STARTED

Player	'09	'10	'11	'12	'13	Total
Kwon Alexander, LB	--	--	--	7/2	9/6	16/8
Vadal Alexander, OG	--	--	--	13/9	9/9	22/18
Jordan Allen, DE	--	--	3/0	1/0	9/3	13/3
Jonah Austin, OG	--	--	--	--	7/0	7/0
Lamin Barrow, LB	--	12/1	13/1	13/13	9/9	47/24
Odell Beckham Jr., WR	--	--	14/9	13/12	9/9	36/30
Kendell Beckwith, LB	--	--	--	--	9/0	9/0
Alfred Blue, RB	--	11/1	13/1	3/3	9/2	36/7
Kadron Boone, WR	--	13/0	14/4	13/7	9/0	49/11
Josh Boutte, OT	--	--	--	--	6/0	6/0
Tashawn Bower, DE	--	--	--	--	6/0	6/0
Jalen Collins, CB	--	--	--	13/1	9/2	22/3
La'el Collins, OT	--	--	7/0	13/13	8/8	28/21
J.C. Copeland, FB	--	4/0	14/4	13/12	7/5	38/21
Colby Delahoussaye, PK	--	--	--	--	9/0	9/0
Travis Dickson, TE	--	--	6/0	12/1	8/0	26/1
Travin Dural, WR	--	--	--	--	8/0	8/0
Micah Eugene, S	--	--	--	13/0	9/2	22/2
Fehoko Fanaika, OG	--	--	--	--	8/0	8/0
Ego Ferguson, DT	--	--	13/0	13/0	9/9	35/9
Reid Ferguson, SNP	--	--	--	13/0	9/0	22/0
Seth Fruge, ST/HOLD	--	9/0	12/0	13/0	6/0	40/0
Dillon Gordon, TE	--	--	--	13/0	9/9	22/9
James Hairston, PK	--	--	11/0	13/0	9/0	33/0
Jerald Hawkins, OT	--	--	--	--	9/9	9/9
Jeremy Hill, RB	--	--	--	11/5	8/7	19/12
Kenny Hilliard, RB	--	--	13/0	12/1	9/0	34/1
Danielle Hunter, DE	--	--	--	12/0	9/6	21/6
Rickey Jefferson, S	--	--	--	--	4/0	4/0
Anthony Jennings, QB	--	--	--	--	6/0	6/0
Anthony Johnson, DT	--	--	14/0	13/3	9/9	36/12
Mickey Johnson, DT	--	--	--	1/0	4/0	5/0
Deion Jones, LB	--	--	--	13/0	9/0	22/0
Melvin Jones, FB	--	--	--	--	8/0	8/0
Tahj Jones, LB	--	13/0	14/1	1/1	3/3	31/5
Jamie Keehn, P	--	--	--	2/0	9/0	11/0
Christian LaCouture, DT	--	--	--	--	9/0	9/0
Jarvis Landry, WR	--	--	14/1	13/1	9/7	36/9
Quantavius Leslie, WR	--	--	--	--	4/0	4/0
Craig Loston, S	2/0	13/2	11/0	12/12	6/6	44/20
Lamar Louis, LB	--	--	--	11/5	9/0	20/5
Justin Maclin, DE	--	1/0	--	2/0	5/0	8/0
Terrence Magee, RB	--	--	5/0	9/0	9/0	23/0
Ronald Martin, S	--	--	3/0	13/1	7/7	23/8
Zach Mettenberger, QB	--	--	5/0	13/13	9/9	27/22
Jalen Mills, CB	--	--	--	13/13	9/9	22/22
Lewis Neal, DE	--	--	--	--	7/0	7/0
Connor Neighbors, FB	--	1/0	4/0	13/0	9/4	27/4
Lorenzo Phillips, LB	--	--	--	4/0	9/0	13/0
Ethan Pocic, C	--	--	--	--	5/1	5/1
Elliott Porter, C	--	--	--	10/1	8/8	18/9
Jermauria Rasco, DE	--	--	9/0	13/0	9/9	31/9
Duke Riley, LB	--	--	--	--	9/0	9/0
Rashard Robinson, CB	--	--	--	--	8/0	8/0
DeSean Smith, TE	--	--	--	--	9/0	9/0
Logan Stokes, TE	--	--	--	--	9/2	9/2
Dwayne Thomas, CB	--	--	--	3/0	7/0	10/0
Quentin Thomas, DT	--	--	--	3/0	7/0	10/0
Corey Thompson, S	--	--	--	13/0	8/3	21/3
Trai Turner, OG	--	--	--	12/7	9/9	21/16
Evan Washington, OT	--	--	--	--	9/1	9/1
D.J. Welter, LB	--	--	7/0	1/0	9/9	17/9
Tre'Davious White, DB	--	--	--	--	9/7	9/7
James Wright, WR	--	12/0	14/2	12/4	9/0	47/6

led the Tigers in rushing in a game before and all four have recorded multiple touchdown games in their careers. Hill leads the way with 24 career rushing TDs followed by Hilliard (20), Blue (11) and Magee (6).

LSU's 48-7 Under Les Miles When Winning The Turnover Battle

LSU is 48-7 under **Les Miles** when winning the turnover battle. Against ranked teams under Miles, LSU is 20-5 when having fewer turnovers than its opponent. The only seven losses for the Tigers under Miles when having fewer turnovers than their opponent have come against Alabama and Clemson in 2012, Arkansas in 2008, Arkansas and Kentucky in 2007, Auburn in 2006 and Tennessee in 2005. In Miles' tenure at LSU, the Tigers have a combined turnover margin of +59. LSU was +20 in 2011, +16 last season and -2 this year.

LSU Running Backs Rarely Fumble

Of the six running backs on the LSU roster, they have combined for 721 career carries and only lost fumbles five times during that stretch. The following is a look at LSU's current running backs and the numbers of carries since they have had since they lost a fumble as well as their career rushing attempts and career number of lost fumbles:

Player	Consecutive Att. w/out a lost fumble	Total Lost Fumbles (Attempts)	Last Fumble
Jeremy Hill	268	0 (268)	None
Kenny Hilliard	92	1 (199)	1Q vs. Towson, 2012
J.C. Copeland	26	0 (26)	None
Terrence Magee	21	1 (51)	1Q vs. Auburn, 2013
Alfred Blue	33	3 (172)	4Q vs. TCU, 2013
Connor Neighbors	3	0 (3)	None

LSU is 37-4 Under Les Miles When A Running Back Reaches 100-Yards

LSU is 37-4 under **Les Miles** when a running back reaches 100 yards in a game. Of the running backs who make up the 2013 roster, LSU has 14 career 100-yard games to its credit. **Jeremy Hill** has nine, **Kenny Hilliard** has one, **Terrence Magee** has two and **Alfred Blue** has two. LSU's only four losses under Miles when having a back reach the 100-yard mark came vs. Clemson in 2012 (Hill, 124 yards), Alabama in 2012 (Hill, 107 yards); Georgia in 2008 (Charles Scott, 144 yards) and Arkansas in 2007 (Jacob Hester, 126 yards). LSU has produced seven 100-yard rushers in a game this season, including five by Hill and two by Magee. LSU has produced two 100-yard rushers in the same twice with both Hill and Magee doing it against Kent State and Furman.

14 True Freshmen Have Played This Season

Les Miles has never shyed away from playing true freshmen in his nine seasons at LSU. A total of 87 true freshmen have seen the field under his watch, including 14 this season (eight on defense, five on offense, one special teams only). That number ranks second nationally behind Texas A&M's 17. The following true freshmen have played this season: 16 **Tre'Davious White** (CB, special teams), 40 **Duke Riley** (LB, special teams), 49 **Melvin Jones** (FB/special teams), 52 **Kendell Beckwith** (LB/special teams), 89 **DeSean Smith** (TE), 91 **Christian LaCouture** (DT), 10 **Anthony Jennings** (QB), 76 **Josh Boutte** (OT), **Jeryl Brazil** (RB), 21 **Rashard Robinson** (DB), 29 **Rickey Jefferson** (DB), 46 **Tashawn Bower** (DE), 77 **Ethan Pocic** (C) and 92 **Lewis Neal** (DE). Last year, 15 true freshmen played for LSU. That total of 15 ranked second nationally with Ohio State behind only TCU and Texas, who each had 16 true freshmen play. Expect the trend to continue.

Game	True Freshmen Who Played
TCU (8)	K. Beckwith, J. Boutte, A. Jennings, M. Jones, C. LaCouture, D. Riley, D. Smith, T. White
UAB (14)	K. Beckwith, J. Boutte, T. Bower, J. Brazil, R. Jefferson, A. Jennings, M. Jones, C. LaCouture, L. Neal, E. Pocic, D. Riley, R. Robinson, D. Smith, T. White
KSU (13)	K. Beckwith, J. Boutte, T. Bower, R. Jefferson, A. Jennings, M. Jones, C. LaCouture, L. Neal, E. Pocic, D. Riley, R. Robinson, D. Smith, T. White
Auburn (8)	K. Beckwith, M. Jones, C. LaCouture, L. Neal, D. Riley, R. Robinson, D. Smith, T. White
Georgia (7)	K. Beckwith, M. Jones, C. LaCouture, D. Riley, R. Robinson, D. Smith, T. White
Miss. St. (9)	K. Beckwith, T. Bower, M. Jones, C. LaCouture, L. Neal, D. Riley, R. Robinson, D. Smith, T. White
Florida (12)	K. Beckwith, J. Boutte, T. Bower, A. Jennings, M. Jones, C. LaCouture, L. Neal, E. Pocic, D. Riley, R. Robinson, D. Smith, T. White
Ole Miss (12)	K. Beckwith, J. Boutte, T. Bower, A. Jennings, M. Jones, C. LaCouture, L. Neal, E. Pocic, D. Riley, R. Robinson, D. Smith, T. White
Furman (13)	K. Beckwith, J. Boutte, T. Bower, R. Jefferson, A. Jennings, M. Jones, C. LaCouture, L. Neal, E. Pocic, D. Riley, R. Robinson, D. Smith, T. White

Number of True Freshmen Who Have Played By Team

School	No. of True Frosh
Texas A&M	17
UCLA	16
LSU	14
Tennessee	14
Georgia	14
Florida State	13
Tulane	13

28 Tigers See Their First Career Playing Time

LSU reloaded its roster after a loss of an NFL record eight underclassmen to the 2013 NFL Draft. A total of 28 Tigers have seen the field for the first time this season: 16 **Tre'Davious White** (CB, special teams), 35 **Lorenzo Phillips** (special teams), 40 **Duke Riley** (LB, special teams), 42 **Colby Delahoussaye** (special teams), 49 **Melvin Jones** (special teams), 52 **Kendell Beckwith** (LB/special teams), 65 **Jerald Hawkins** (RT), 69 **Hoko Fanaika** (OG), 83 **Travin Dural** (WR), 84 **Logan Stokes** TE, special teams), 89 **DeSean Smith** (TE), 92 99/71 **Jonah Austin** (OL, TE), 91 **Christian LaCouture** (DT), 75 **Evan Washington** (OT), 10 **Anthony Jennings** (QB), 76 **Josh Boutte** (OT), **Jeryl Brazil** (RB), 21 **Rashard Robinson** (DB), 29 **Rickey Jefferson** (DB), 46 **Tashawn Bower** (DE), 77 **Ethan Pocic** (C), 92 **Lewis Neal** (DE), **A'Trey-U Jones** (DT), 13 **Chris LaBorde**, 41 **Tommy LeBeau**, 42 **Michael Petty**, 17 **Myles O'Brien**. **Kavahra Holmes** became the latest to make his debut when he saw the field in the fourth quarter of the Mississippi State game on Oct. 5.

LSU Streak of Consecutive Weeks In AP Top 25 Reaches 75 Straight

LSU's streak of consecutive weeks in the AP Top 25 has reached 75, which ranks second to only Alabama in terms of current streaks. The Tigers are No. 10 in the Associated Press and USA Today Coaches' polls. LSU is No. 12 in the Harris poll. Since the start of the 2011 season, LSU has been ranked in the top 10 in now 39 of the 42 weeks of the AP poll. This was the 13th consecutive season that the Tigers were ranked in the preseason polls as LSU came in No. 12 in the AP and No. 13 in the Coaches Top 25. LSU has been ranked in both the Coaches and AP polls every week since the start of the 2009 season. Since **Les Miles** took over at LSU, the Tigers have been represented in the AP and USA Today Coaches' Poll 133 of the 137 weeks. The exception came during the final four polls of the 2008 season. In addition, since the start of the 2002 season, LSU has played 148 of 152 games ranked in the top 25, including 113 of 115 games under Miles. LSU has a 90-21 record in games played as a Top 25 team under Miles. The only two games that LSU didn't play as a Top 25 team during the Miles era came in 2008 against Arkansas in the regular-season finale and Georgia Tech in the Chick-fil-A Bowl. The following is a look at the longest current streaks for teams in the AP Top 25:

Team	Consecutive Weeks In AP Poll
1. Alabama	91
2. LSU	75

Consecutive Final AP Poll Appearances

No.	Team	Last Year Out
6	Oregon	2006
5	Alabama, Boise State	2007
4	LSU, Nebraska	2008

Fourteen First-Time Starters

Fourteen LSU players have made their first career starts this season (six on offense, eight on defense). **Ethan Pocic** (center) and **Evan Washington** (right tackle) became the latest to get their first starts in the Furman game. Pocic was filling in for an injured **Elliott Porter**. Both Pocic and **Tre'Davious White** are the only true freshmen to start this year. White is the first true freshman to start at cornerback for LSU since Tyrann Mathieu started against UL-Monroe on Nov. 13, 2010.

Game	No. First-Time Starters (Player)
vs. #20 TCU	6 (RT J. Hawkins, TE D. Gordon, DE, J. Rasco, DT E. Ferguson, DE J. Allen, LB D.J. Welter)
UAB	1 (TE Logan Stokes)
Kent State	2 (S Micah Eugene, CB Tre'Davious White)
Auburn	1 (DE Danielle Hunter)
at #9 Georgia	None
at Mississippi State	2 (FB Connor Neighbors, S Corey Thompson)
Florida	None
at Ole Miss	None
Furman	2 (RT Evan Washington, C Ethan Pocic)

Danielle Hunter Named SEC Defensive Lineman of the Week

Sophomore defensive end **Danielle Hunter** was named SEC Defensive Lineman of the Week after his performance against Florida. Hunter was credited with seven tackles, one tackle for loss and two pass pickups in the 17-6 win over the Gators. Here is a look at LSU's game-by-game honors this season:

Game	Player	Honor
TCU	OT La'el Collins	SEC Offensive Lineman of the Week
UAB	WR Odell Beckham Jr.	SEC Special Teams Player of the Week
Kent State	DT Ego Ferguson	SEC Defensive Player of the Week
Auburn	RB Jeremy Hill	SEC Offensive Player of the Week
		Maxwell Award National Player of the Week
Miss. State	QB Zach Mettenberger	SEC Offensive Player of the Week
Florida	DE Danielle Hunter	SEC Defensive Lineman of the Week

Les Miles Becomes Quickest LSU Coach To Reach 90 Wins

The following is a quick look at **Les Miles'** notable accomplishments during his nine years and 115 games (92-23 record) as head coach of the Tigers:

- With the win over Mississippi State, Miles became the quickest LSU coach to reach 90 victories doing so in 112 games. It

CAREER 100-YARD RECEIVING GAMES

Odell Beckham Jr. • 3 • WR (7, 5 in 2013)

204 vs. Furman, 2013
179 at Mississippi State, 2013
136 vs. UAB, 2013
128 vs. Towson, 2012
118 at #9 Georgia, 2013
118 vs. #20 TCU, 2013
112 at Arkansas, 2012

Jarvis Landry • 80 • WR (5, 4 in 2013)

156 at #9 Georgia, 2013
121 at Ole Miss
118 vs. Auburn, 2013
109 vs. #20 TCU, 2013
109 vs. #22 Mississippi State, 2012

CAREER 100-YARD RUSHING GAMES

Alfred Blue • 4 • RB (2)

123 vs. North Texas, 2012
119 vs. Western Kentucky, 2011

Jeremy Hill • 33 • RB (9, 5 in 2013)

184 vs. Auburn, 2013
157 at Mississippi State, 2013
143 vs. Furman, 2013
127 at #19 Texas A&M, 2012
124 vs. #14 Clemson, 2012 Chick-fil-A Bowl
124 vs. #3 South Carolina, 2012
121 vs. #17 Florida, 2013
117 vs. Kent State, 2013
107 vs. #1 Alabama, 2012

Kenny Hilliard • 27 • RB (1)

102 vs. #3 Arkansas, 2011

Terrence Magee • 14 • RB (2)

108 vs. Furman, 2013
108 vs. Kent State, 2013

CAREER 300-YARD PASSING GAMES

Zach Mettenberger • 8 • QB (3)

372 at Georgia, 2013
340 at Mississippi State, 2013
328 vs. Furman, 2013

LES MILES VS. TOP 25 (36-18)

2005 (5-2)

Opponent	LSU Rank	Results
at #15 Arizona State	#5	W, 35-31
#10 Tennessee	#4	L, 30-27 OT
#11 Florida	#10	W, 21-17
#17 Auburn	#7	W, 20-17 OT
at #3 Alabama	#5	W, 16-13 OT
#13 Georgia	#3	L, 34-14 in SECCG
#10 Miami	#9	W, 40-3 in Peach Bowl

2006 (3-2)

Opponent	LSU Rank	Results
at #3 Auburn	#6	L, 7-3
at #5 Florida	#9	L, 23-10
at #8 Tennessee	#13	W, 28-24
at #5 Arkansas	#9	W, 31-26
#11 Notre Dame	#4	W, 41-14 in Sugar Bowl

2007 (7-1)

Opponent	LSU Rank	Results
#9 Virginia Tech	#2	W, 48-7
#12 South Carolina	#2	W, 28-16
#7 Florida	#1	W, 28-24
at #17 Kentucky	#1	L, 40-37 OT
#18 Auburn	#5	W, 30-24
at #17 Alabama	#17	W, 41-34
#14 Tennessee	#5	W, 21-14 in SECCG
#1 Ohio State	#2	W, 38-24 in BCS Game

2008 (2-3)

Opponent	LSU Rank	Results
at #9/10 Auburn	#6	W, 26-21
at #11 Florida	#3	L, 51-21
#9 Georgia	#11	L, 52-38
#1 Alabama	#15	L, 27-21 OT
#14 Georgia Tech	NR	W, 38-3 in Chick-fil-A Bowl

2009 (1-3)

Opponent	LSU Rank	Results
at #18/14 Georgia	#4	W, 20-13
#1 Florida	#4	L, 13-3
#3 Alabama	#9	L, 24-15
#11/9 Penn State	#13	L, 19-17 in Capital One Bowl

2010 (5-2)

Opponent	LSU Rank	Results
#18 North Carolina	#21/16	W, 30-24
#22/21 West Virginia	#15/12	W, 20-14
at #14/12 Florida	#12/9	W, 33-29
at #5 Auburn	#6	L, 24-17
#5 Alabama	#12/11	W, 24-21
at #12 Arkansas	#6	L, 31-23
#18 Texas A&M	#11	W, 41-24 in Cotton Bowl

2011 (8-1)

Opponent	LSU Rank	Results
#3 Oregon	#4	W, 40-27
at #25 Mississippi State	#3	W, 19-6
at #16 West Virginia	#2/3	W, 47-21
#17/18 Florida	#1/2	W, 41-11
#19/23 Auburn	#1/2	W, 45-10
#2 Alabama	#1	W, 9-6
#3 Arkansas	#1	W, 41-17
#12/14 Georgia	#1	W, 42-10 in SECCG
#2 Alabama	#1	L, 21-0 in BCS Game

2012 (3-3)

Opponent	LSU Rank	Results
at #10/11 Florida	#4/3	L, 14-6
#3 South Carolina	#9/8	W, 23-21
at #20/19 Texas A&M	#6	W, 24-19
#1 Alabama	#5	L, 21-17
#22/23 Miss. State	#9/8/7	W, 37-17
#14/13 Clemson	#9/7	L, 24-25

2013 (2-1)

Opponent	LSU Rank	Results
vs. #20 TCU	#12/13	W, 37-27
at #9/10 Georgia	#6	L, 44-41
#17 Florida	#10/11	W, 17-6
#1 Alabama		?

took Charles McClendon 124 games to reach that milestone.

- Also the fastest coach in LSU history to 10 wins (11 games), 20 wins (24 games), 30 wins (35 games), 40 wins (48 games), 50 wins (63 games), 60 wins (76 games), 70 wins (87 games), and 80 wins (98 games) in school history
- With 10 or more wins six times at LSU, Miles joined Bear Bryant (13 at Alabama), Steve Spurrier (9 at Florida), Philip Fulmer (9 at Tennessee), Mark Richt (8 at Georgia) and Vince Dooley (7 at Georgia) as the only coaches in SEC history to have six or more 10-win seasons at the same school.
- Led LSU to only 12-0 and 13-0 records in school history in 2011 ... Led LSU to first 11-0 start since 1958 in 2011.
- Led LSU to 10-1 start three times in a 6-year span from 2005-10 ('05, '07, '10)
- Only coach in LSU history to beat Auburn, Florida and Alabama in same season - and he's done it three times (2005, '07, '11)
- Only coach in LSU history to beat Florida and Tennessee in the regular season during the same year, doing it twice (2010, '11).
- Only first-year coach in SEC history to lead team to league's title game (2005)
- Has 15 wins over coaches who have won national titles
- Coached LSU to 10-plus wins in three straight seasons - a first at the school - and to six overall (the most at the school).
- Only coach in LSU history to lead Tigers to three straight top five final rankings (2005, 2006, 2007).

No. 18 Tradition Passed Down to Lamin Barrow, A Butkus Award Semifinalist

A tradition established in 2003 continues as senior linebacker **Lamin Barrow** was voted to wear the No. 18 jersey for the 2013 season. Barrow was presented the jersey by coach **Les Miles** following a vote of the coaching staff and former LSU No. 18s during the Tigers' first team meeting of fall camp on Sunday, Aug. 4. Barrow recorded a season-best and career-high 13 tackles in the win over Florida. Barrow is a semifinalist for the Butkus Award as he leads LSU with 64 total tackles. Jersey No. 18 was born when quarterback Matt Mauck guided LSU to its first national championship since 1958 in 2003. His number became synonymous with success -- both on and off the field -- as well as a selfless attitude that has become the epitome of being an LSU football player. After his final year with the Tigers, Mauck passed the jersey number down to running back Jacob Hester, who then helped LSU to another national title in 2007. Three of the former No. 18s are still currently playing in the NFL. Here is a look at the jersey No. 18s:

Years	Player	Position
2003	Matt Mauck	QB
2004-07	Jacob Hester	RB
2008-09	Richard Dickson	TE
2010	Richard Murphy	RB
2011	Brandon Taylor	S
2012	Bennie Logan	DT
2013	Lamin Barrow	LB

LSU Is 51-0 Under Miles When Rushing For 100 Yards and Holding Opponents To Less Than 100 Yards

One look at LSU's results in relation to rushing the football and it's easy to figure out that head coach **Les Miles** is a former offensive lineman who understands the importance of running the football. In 115 games under Miles, LSU's success is easy to predict when it comes to net rushing yards. Get to 100 yards rushing and LSU will more than likely win as the Tigers are 87-9 under Miles when that happens. Hold the opponent to fewer than 100-yards and the Tigers are 52-4. An even more telling stat is that when LSU rushes for 100-plus yards and holds the opponents to fewer than 100-yards, the Tigers are 51-0. The following is a look at LSU's rushing numbers during the Miles era and have the Tigers have fared in those games:

Year	LSU 100+	LSU 100-	Opp 100+	Opp 100-	LSU 100+/Opp 100-
2005	10-0	1-2	3-1	8-1	7-0
2006	10-0	1-2	5-0	6-2	6-0
2007	11-2	1-0	3-2	9-0	8-0
2008	8-3	0-2	2-5	6-0	6-0
2009	8-0	1-4	7-4	2-0	2-0
2010	11-2	0-0	7-1	5-0	5-0
2011	13-0	0-1	4-1	8-0	9-0
2012	9-1	1-2	4-2	6-1	6-0
2013	7-1	0-1	5-2	2-0	2-0
Totals	87-9	5-14	40-18	52-4	51-0

LSU Has Scored 20 Special Teams TDs In Les Miles Era

LSU has recorded 20 special teams touchdown under **Les Miles**, including the most recent one when **Odell Beckham Jr.** became the first player in school history to return a missed field goal for a touchdown. Beckham caught a missed 59-yard field goal in the third quarter of the UAB game and raced a school-record 109 yards (statistically 100 yards) for the score. Under Miles, LSU has returned 11 punts for touchdowns, 3 kickoffs for touchdowns, 2 blocked field goals returned for touchdowns, 1 blocked punt return for a TD, 1 return on a fumbled punt, 1 on a fake field goal and 1 on a missed field goal. LSU has scored at least one special teams touchdown in all nine seasons under Miles. LSU is 18-1 in games when scoring a special teams touchdown. In addition, LSU holds the nation's longest consecutive years streak (12) of returning a punt or kickoff for a touchdown. The Tigers have returned at least one punt or kickoff back for a score every season dat-

LSU's 20-Plus Yards Play Breakdown

BY PLAY

Pass	52
Rush	13
TOTAL	65

BY GAME

vs. TCU	5
UAB	5
Kent State	11
Auburn	7
at Georgia	7
at Mississippi State	10
Florida	5
at Ole Miss	5
Furman	10

BY QUARTER

1st	20
2nd	13
3rd	20
4th	12

RUSHING

Jeremy Hill	7
Terrence Magee	4
Kenny Hilliard	1

PASSING

Zach Mettenberger	52
-------------------------	----

RECEIVING

Odell Beckham Jr.	26
Jarvis Landry	14
Travis Dickson	3
Travin Dural	2
Jeremy Hill	2
Kadron Boone	2
Connor Neighbors	1
Alfred Blue	1
Dillon Gordon	1

20 OR MORE YARD TOUCHDOWNS

Jarvis Landry	6
Odell Beckham Jr.	6
Jeremy Hill	4
Terrence Magee	1
Kadron Boone	1
Kenny Hilliard	1

LSU's 20-Plus Yards Plays of 2013

Yards	Type	Player	Opponent	Qtr.
69*	Run	Jeremy Hill	Miss. St.	1
63*	Pass	Odell Beckham Jr. from Zach Mettenberger	Furman	4
58*	Run	Jeremy Hill	Kent St.	1
55*	Run	Jeremy Hill	Furman	1
54	Run	Jeremy Hill	Auburn	2
53	Pass	Odell Beckham Jr. from Zach Mettenberger	Furman	1
52	Pass	Connor Neighbors from Zach Mettenberger	Kent St.	2
52*	Run	Terrence Magee	TCU	3
49*	Run	Jeremy Hill	Auburn	1
49	Pass	Odell Beckham Jr. from Zach Mettenberger	UAB	1
48*	Pass	Kadron Boone from Zach Mettenberger	Georgia	1
45	Pass	Travis Dickson from Zach Mettenberger	Auburn	3
44	Pass	Odell Beckham Jr. from Zach Mettenberger	TCU	1
39*	Pass	Jarvis Landry from Zach Mettenberger	Georgia	3
37*	Pass	Odell Beckham Jr. from Zach Mettenberger	Furman	2
36	Pass	Travin Dural from Zach Mettenberger	Kent St.	1
34	Pass	Odell Beckham Jr. from Zach Mettenberger	Ole Miss	3
34*	Run	Kenny Hilliard	Miss. St.	2
33	Run	Terrence Magee	Furman	3
33	Pass	Odell Beckham Jr. from Zach Mettenberger	Furman	2
33*	Pass	Odell Beckham Jr. from Zach Mettenberger	Miss. St.	4
32*	Pass	Jarvis Landry from Zach Mettenberger	Auburn	4
31*	Pass	Jarvis Landry from Zach Mettenberger	Kent St.	2
30	Pass	Jeremy Hill from Zach Mettenberger	Florida	3
29	Pass	Jarvis Landry from Zach Mettenberger	Florida	2
29*	Pass	Odell Beckham Jr. from Zach Mettenberger	UAB	1
28	Pass	Travis Dickson from Zach Mettenberger	Kent St.	3
27	Pass	Jarvis Landry from Zach Mettenberger	Furman	3
27	Pass	Odell Beckham Jr. from Zach Mettenberger	Miss. St.	1
27	Pass	Odell Beckham Jr. from Zach Mettenberger	Georgia	4
27	Pass	Jarvis Landry from Zach Mettenberger	Auburn	1
27*	Pass	Odell Beckham Jr. from Zach Mettenberger	UAB	3
26	Pass	Jarvis Landry from Zach Mettenberger	Furman	3
26	Pass	Odell Beckham Jr. from Zach Mettenberger	Ole Miss	1
26	Run	Jeremy Hill	Florida	4
26	Pass	Odell Beckham Jr. from Zach Mettenberger	Miss. St.	3
26	Pass	Jarvis Landry from Zach Mettenberger	Miss. St.	2
26	Pass	Jarvis Landry from Zach Mettenberger	Georgia	3
26	Pass	Jarvis Landry from Zach Mettenberger	Auburn	3
26	Pass	Odell Beckham Jr. from Zach Mettenberger	TCU	1
26	Pass	Odell Beckham Jr. from Zach Mettenberger	TCU	4
25	Pass	Odell Beckham Jr. from Zach Mettenberger	Florida	1
25	Pass	Odell Beckham Jr. from Zach Mettenberger	Georgia	4
25	Pass	Jarvis Landry from Zach Mettenberger	Georgia	4
25	Run	Terrence Magee	Kent St.	4
24	Pass	Odell Beckham Jr. from Zach Mettenberger	Miss. St.	1
24	Run	Terrence Magee	Kent St.	3
24*	Pass	Jarvis Landry from Zach Mettenberger	UAB	2
23	Pass	Jarvis Landry from Zach Mettenberger	Ole Miss	3
23	Pass	Odell Beckham Jr. from Zach Mettenberger	Miss. St.	1
23	Pass	Jeremy Hill from Zach Mettenberger	Georgia	1
22	Run	Alfred Blue	Furman	3
22	Pass	Kadron Boone from Zach Mettenberger	Ole Miss	3
22	Pass	Travis Dickson from Zach Mettenberger	Ole Miss	2
22	Pass	Odell Beckham Jr. from Zach Mettenberger	Florida	2
22	Pass	Odell Beckham Jr. from Zach Mettenberger	Auburn	3
22	Pass	Odell Beckham Jr. from Zach Mettenberger	Kent St.	2
22*	Pass	Odell Beckham Jr. from Zach Mettenberger	UAB	1
21	Pass	Dillon Gordon from Zach Mettenberger	Furman	3
21	Pass	Travin Dural from Zach Mettenberger	Miss. St.	3
21*	Pass	Jarvis Landry from Zach Mettenberger	Kent St.	1
20	Run	Jeremy Hill	Miss. St.	4
20	Pass	Odell Beckham Jr. from Zach Mettenberger	Kent St.	2
20*	Pass	Jarvis Landry from Zach Mettenberger	TCU	4
20	Run	Terrence Magee	Kent St.	4

* Denotes play resulted in touchdown.

GAME-BY-GAME NOTABLES

Opponent	Captains	Coin Toss	Kickoff/Receive	LSU 1st Poss.	Game Time (CT)	Game Length	Jerseys	Result
vs. #20 TCU	Mettenberger, Johnson, Barrow, Fruge	Loss	Receive	Field Goal	8:11 p.m.	3:32	White	W, 37-27
UAB	L. Collins, E. Ferguson, Fruge, Wright, Loston	Loss	Receive	Punt	6:42 p.m.	3:16	White	W, 56-17
Kent State	Alexander, Barrow, Fruge, Hairston	Loss	Receive	Touchdown	6:02 p.m.	3:09	Purple	W, 45-13
Auburn	Ferguson, Fruge, Neighbors, Wright	Won	Kickoff	Touchdown	6:46 p.m.	3:43	White	W, 35-21
at #9/10 Georgia	L. Collins, E. Ferguson, R. Ferguson, Barrow, Mettenberger	Won	Kickoff	Touchdown	2:39 p.m.	3:45	White	L, 44-41
at Mississippi State	Neighbors, Johnson, Wright, Mettenberger, Mills	Loss	Receive	Touchdown	6:06 p.m.	3:34	White	W, 59-26
#17 Florida	Alexander, Johnson, Wright, Mettenberger	Loss	Receive	Punt	2:39 p.m.	3:07	White	W, 17-6
at Ole Miss	Mettenberger, Beckham, Hill, Blue	Won	Kickoff	Punt	6:08 p.m.	3:35	White	L, 27-24
Furman	White, Hilliard, Ferguson, Delahoussaye	Loss	Kickoff	Interception	6:01 p.m.	2:59	Purple	W, 48-16

ing back to 2001. The following is a breakdown of LSU's special teams touchdowns under Miles:

Year	Opponent	Play	Results
2013	UAB	Odell Beckham Jr. 100-yard missed field goal return	LSU def. UAB, 56-17
2012	Ole Miss	Odell Beckham Jr. 89-yard punt return	LSU def. Ole Miss, 41-35
	North Texas	Odell Beckham Jr. 70-yard punt return	LSU def. North Texas, 41-14
2011	Georgia	Tyrann Mathieu 62-yard punt return	LSU def. Georgia, 42-10
	Arkansas	Tyrann Mathieu 92-yard punt return	LSU def. Arkansas, 41-17
	West Virginia	Morris Claiborne 99-yard kickoff return	LSU def. W. Va., 47-21
	Oregon	Tyrann Mathieu 3-yard return of a fumbled punt	LSU def. Oregon, 40-27
2010	North Carolina	Patrick Peterson 87-yard punt return	LSU def. No. Carolina, 30-24
	West Virginia	Patrick Peterson 60-yard punt return	LSU def. W. Va., 20-14
2009	Miss. State	Chad Jones 93-yard punt return	LSU def. Miss. State, 30-26
	Ole Miss	Patrick Peterson 53-yard return of a blocked FG	LSU lost Ole Miss, 25-23
	Arkansas	Trindon Holliday 87-yard punt return	LSU def. Arkansas, 33-30 (OT)
2008	North Texas	Trindon Holliday 92-yard punt return	LSU def. North Texas, 41-3
2007	South Carolina	Colt David 15-yard run on fake field goal	LSU def. South Carolina, 28-16
	Ole Miss	Trindon Holliday 98-yard kickoff return	LSU def. Ole Miss, 41-24
2006	Fresno State	Craig Davis 77-yard punt return	LSU def. Fresno State, 34-6
	Arkansas	Trindon Holliday 92-yard kickoff return	LSU def. Arkansas, 31-26
2005	Arizona State	Mario Stevenson 55-yard return of a blocked FG	LSU def. Arizona State, 35-31
	Arizona State	Craig Steltz 29-yard return of a blocked punt	
	Auburn	Skyler Green 66-yard punt return	LSU def. Auburn, 20-17 (OT)

Consecutive Years of Returning a Kickoff/Punt for a Touchdown

1.	LSU	12
2.	FIU	10
2.	Ohio State	10
4.	UConn	9
5.	Florida	8
5.	Ole Miss	8
5.	Kansas State	8

LSU: The SEC's Winningest Team Since 2005

LSU is the winningest program in the SEC since the start of **Les Miles'** tenure as head coach in 2005 as the Tigers have posted a 91-23 mark during that span. The 92 victories for LSU are five better than Florida, while the Tigers are also tops in final poll rankings. LSU is also second nationally in wins since 2005 behind only Boise State (99).

Team	W-L	Bowls	SEC Titles	Top 25 Finishes
LSU	92-23	8	2	7
Florida	87-27	8	2	6
Georgia	81-33	8	1	6
Auburn	75-36	6	1	4
South Carolina	73-39	7	0	3
Alabama	71-22	8	2	5
Arkansas	63-47	5	0	3
Tennessee	56-53	4	0	2
Mississippi State	51-56	4	0	1
Kentucky	48-60	5	0	0
Ole Miss	47-59	3	0	2
Vanderbilt	44-62	3	0	1

Wins Since 2005 (Nationally)

Boise State	99
LSU	92
Ohio State	93
Oregon	90
Oklahoma	89
Florida	87
TCU	87
Texas	86
Virginia Tech	86
Southern Cal	85

LSU Record Book Watch

Career 100-Yard Rushing Games

Name	G
1. Kevin Faulk (1995-98)	22
2. Dalton Hilliard (1982-85)	20
3. Charles Alexander (1975-78)	16
4. Jeremy Hill (2012-present)	9
5. Charles Scott (2006-09)	8
Harvey Williams (1986-90)	8

Season 100-Yard Rushing Games

Name	G
1. Kevin Faulk (1996)	7
Charles Alexander (1977)	7
Steve Van Buren (1943)	7
4. Charles Scott (2008)	6
Kevin Faulk (1997)	6
Dalton Hilliard (1984)	6
Charles Alexander (1978)	6
8. Jeremy Hill (2013)	5

Season Rushing Yards

Name	Yds
1. Charles Alexander (1977)	1,686
...	
10. Terry Robiskie (1976)	1,117
-- Jeremy Hill (2013)	922

Career Rushing Touchdowns

Name	TD
1. Kevin Faulk (1995-98)	46
...	
7. Harvey Williams (1986-90)	27
Garry James (1982-85)	27
9. LaBrandon Toefield (2000-02)	26
10. Billy Cannon (1957-59)	24
Jeremy Hill (2012-present)	24

Season Rushing Touchdowns

Name	TD
1. LaBrandon Toefield (2001)	19
...	
6. Dalton Hilliard (1985)	14
Charles Alexander (1978)	14
8. Kevin Faulk (1996)	13
Dalton Hilliard (1984)	13
Steve Van Buren (1943)	13
-- Jeremy Hill (2013)	12

Career Touchdown Catches

Name	TD
1. Dwayne Bowe (2003-06)	26
...	
10. Tony Moss (1986-89)	16
-- Jarvis Landry (2011-present)	13
-- Odell Beckham Jr. (2011-present)	12

Season Touchdown Catches

Name	TD
1. Dwayne Bowe (2006)	12
...	
5. three others	10
8. Dwayne Bowe (2005)	9
Eddie Fuller (1989)	9

Tony Moss (1989)	9
-- Jarvis Landry (2013)	8
-- Odell Beckham Jr. (2013)	8

Career Receptions

Name	Rec
1. Wendell Davis (1984-87)	183
...	
8. Jerel Myers (1999-2000)	149
9. Craig Davis (2003-06)	141
10. Odell Beckham Jr. (2011-present)	132
Tony Moss (1986-89)	132

Season Receptions

Name	Rec
1. Josh Reed (2001)	94
...	
7. Jerel Myers (1999)	64
8. Brandon LaFell (2008)	63
9. Sheddric Wilson (1995)	60
10. Tony Moss (1989)	59
Early Doucet (2006)	59
-- Jarvis Landry (2013)	58

Career Receiving Yards

Name	Yds
1. Josh Reed (1999-2001)	3,001
...	
6. Dwayne Bowe (2003-06)	2,403
7. Odell Beckham Jr. (2011-present)	2,197

Season Receiving Yards

Name	Yds
1. Josh Reed (2001)	1,740
2. Wendell Davis (1986)	1,244
3. Josh Reed (2000)	1,127
4. Michael Clayton (2003)	1,079
5. Eric Martin (1983)	1,064
6. Odell Beckham Jr. (2013)	1,009

Season Yards Per Catch

Name	Yds
1. Odell Beckham Jr. (2013)	21.0
2. Josh Reed (2001)	18.5
3. Josh Reed (2000)	17.3

Career 100-Yard Receiving Games

Name	G
1. Josh Reed (1999-2001)	18
...	
6. Todd Kinchen (1989-91)	8
7. Odell Beckham Jr. (2011-present)	7
Michael Clayton (2001-03)	7
-- Jarvis Landry (2011-present)	5

Season 100-Yard Receiving Games

Name	G
1. Josh Reed (2001)	11
2. Josh Reed (2000)	6
Wendell Davis (1987)	6
Wendell Davis (1986)	6
5. Odell Beckham Jr. (2013)	5

Season Touchdown Passes

Name	TD
1. JaMarcus Russell (2006)	28
Matt Mauck (2003)	28
3. Tommy Hodson (1989)	22
4. Matt Flynn (2007)	21
5. Zach Mettenberger (2013)	19

Career Touchdown Passes

Name	TD
1. Tommy Hodson (1986-89)	69
...	
5. Jamie Howard (1992-95)	34
Jordan Jefferson (2008-11)	34
7. Zach Mettenberger (2011-present)	32

Career Passing Yards

Name	Yds
1. Tommy Hodson (1986-89)	9,115
...	
5. Herb Tyler (1995-98)	5,876
6. Zach Mettenberger (2011-present)	5,193

Season Passing Yards

Name	Yds
1. Rohan Davey (2001)	3,347
2. JaMarcus Russell (2006)	3,129
3. Matt Mauck (2003)	2,825
4. Tommy Hodson (1989)	2,655
5. Zach Mettenberger (2012)	2,609
6. Jeff Wickersham (1983)	2,542
7. Zach Mettenberger (2013)	2,492

Season Completion Percentage

Name	Pct.
1. JaMarcus Russell (2006)	67.8
2. Zach Mettenberger (2013)	65.4

Career All-Purpose Yards

Name	Yds
1. Kevin Faulk (1995-98)	6,883
...	
6. Eric Martin (1981-84)	3,833
Eddie Kennison (1993-95)	3,819
8. Garry James (1982-85)	3,798
9. Odell Beckham Jr. (2011-present)	3,632

Season All-Purpose Yards

Name	Yds
1. Domanick Davis (2002)	2,120
2. Kevin Faulk (1998)	2,109
3. Kevin Faulk (1996)	2,104
4. Odell Beckham Jr. (2013)	1,866

Season Kickoff Return Yards

Name	Yds
1. Patrick Peterson (2010)	932
2. Domanick Davis (1999)	618
3. Odell Beckham Jr. (2013)	616

The Last Meeting

LSU

#1 Alabama

21

#5 LSU

17



Nov. 3, 2012 • Tiger Stadium • Baton Rouge, La. • 93,374

Late TD Lifts Top-Ranked Alabama Past LSU, 21-17

Top-ranked Alabama scored its only points of the second half with 51 seconds left as T.J. Yeldon's 28-yard touchdown reception from AJ McCarron lifted the Crimson Tide to a 21-17 win over No. 5 LSU before a record crowd of 93,374 in Tiger Stadium. The loss snapped LSU's home field winning streak at 22 – which is a school-record and was the nation's longest streak. The Alabama win overshadowed a game that was dominated by LSU in every phase as the Tigers had more yards (435 to 335), first downs (22 to 18), time of possession (39:15 to 20:45) and fewer turnovers (0 to 2), but still came out on the short end of the ledger. Trailing 14-3 at halftime, LSU put on a second half show as the Tigers got to within 14-10 on a 1-yard run by **Jeremy Hill** at the 3:35 mark in the third quarter. After LSU failed at an onside kick on the ensuing kickoff, Alabama marched to the Tiger 10-yard line where Sam Montgomery recovered a fumble halting the Crimson Tide drive. From there, the Tigers went 90 yards on seven plays, capped with a 14-yard TD pass from **Zach Mettenberger** to **Jarvis Landry**, giving LSU a 17-14 advantage with 12:58 to play. The Tigers held Alabama to three-and-outs on its next two possessions, however LSU couldn't take advantage as the Tigers turned the ball over on downs at the Crimson Tide 24-yard line to end one possession and then missed a 45-yard field goal with 1:34 left to end its next possession. With no timeouts left, Alabama needed just five plays to go 72 yards on the game-winning drive. LSU had one final possession as the Tigers got the ball back with 45 seconds left, but with no timeouts. The game ended when Mettenberger was sacked as time expired and the Crimson Tide escaped with the victory. LSU opened the scoring in the first half when Drew Alleman kicked a 38-yard field goal for a 3-0 Tiger lead at the 6:11 mark in the first quarter. The score remained that way until Alabama's Eddie Lacy scored on a 7-yard run at the 8:17 mark in the second quarter. Alabama stretched the lead to 14-3 just before halftime when McCarron scored on a 9-yard run with 11 seconds left in the second quarter. Mettenberger had his best game at LSU, connecting on 24-of-35 attempts for 298 yards and a touchdown. Hill ran his streak of 100-yard games to three straight with 107 yards and a TD on 29 carries. Eric Reid led the Tiger defense with seven tackles as LSU limited the Crimson Tide to 1-of-9 on third-down conversion attempts and to just 52 totals plays.

STATISTICAL COMPARISON

Category	LSU	Alabama	CONF. (NCAA) RANKING	
			LSU	Alabama
Record:	7-2	8-0	--	--
Conference:	3-2	5-0	--	--
Scoring Offense:	40.2	41.3	4 (14)	3 (13)
Total Offense:	480.0	462.8	4 (25)	7 (36)
Rushing Offense:	200.6	210.8	8 (34)	3 (27)
Passing Offense:	279.4	252.0	3 (28)	8 (50)
Scoring Defense:	21.9	9.8	4 (31)	1 (1)
Total Defense:	351.7	280.9	4 (24)	2 (5)
Pass Defense:	203.2	179.0	3 (20)	2 (7)
Rushing Defense:	148.4	101.9	8 (51)	2 (11)
KO Ret. Avg.:	23.7	27.2	7 (30)	2 (8)
Punt Ret. Avg.:	8.0	14.1	6 (64)	2 (16)
Time of Poss.:	28:53	33:12	11 (81)	3 (13)
3rd Down Conv.:	57-99	47-93	1 (2)	3 (16)
Opp. 3rd-D Conv:	51-133	31-105	7 (56)	2 (5)
TO Margin:	-2	+5	11 (81)	2 (28)
Net Punting:	37.7	40.5	8 (45)	2 (10)
Fumbles Recovered:	6	4	2 (43)	10 (83)
Passes Intercepted:	6	8	8 (85)	6 (54)
Fumbles Lost:	7	4	10 (83)	3 (30)
Turnovers Gained:	12	12	7 (70)	7 (70)
Turnovers Lost:	14	7	9 (72)	3 (6)
Passing Efficiency:	176.5	164.0	1 (4)	3 (8)
Pass Efficiency Defense	118.4	104.0	3 (33)	2 (8)
Fewest Penalties:	6.3	5.0	12 (79)	5 (31)
Fewest Yards Penalized:	51.3	41.8	12 (76)	6 (27)
Sacks:	2.2	1.4	6 (49)	12 (104)
Tackles for Losses:	5.4	4.5	11 (84)	13 (113)
First Downs:	208	196	2 (11)	4 (18)
Red Zone Offense:	37-43	27-32	5 (45)	7 (55)
Red Zone Defense:	24-28	9-13	8 (79)	1 (9)

Scoring				
Alabama	0	14	0	7
LSU	3	0	7	7

The Series: Alabama leads 47-25-5

1895: LSU, 12-6
1902: LSU, 11-0
1903: UA, 18-0
1904: UA, 11-0
1907: UA, 6-4
1909: LSU, 12-6
1919: UA, 23-0
1920: UA, 21-0
1921: Tie, 7-7
1922: UA, 47-3
1923: UA, 30-3
1925: UA, 42-0
1926: UA, 24-0
1927: Tie, 0-0
1928: UA, 13-0
1930: UA, 33-0
1944: Tie, 27-27
1945: UA, 26-7
1946: LSU, 31-21
1947: UA, 41-12
1948: LSU, 26-6
1951: LSU, 13-7
1952: UA, 21-20
1953: Tie, 7-7
1954: UA, 12-0
1957: LSU, 28-0
1958: LSU, 13-3
1964: UA, 17-9
1965: UA, 31-7
1966: UA, 21-0
1967: UA, 7-6

Nov. 18 at Baton Rouge
Nov. 29 at Tuscaloosa
Nov. 9 at Tuscaloosa
Dec. 1 at Baton Rouge
Nov. 23 at Mobile
Nov. 25 at Birmingham
Nov. 15 at Baton Rouge
Nov. 13 at Tuscaloosa
Oct. 29 at New Orleans
Nov. 10 at Tuscaloosa
Nov. 16 at Montgomery
Oct. 10 at Baton Rouge
Oct. 30 at Tuscaloosa
Oct. 8 at Birmingham
Dec. 8 at Birmingham
Nov. 15 at Montgomery
Sept. 30 at Baton Rouge
Oct. 6 at Baton Rouge
Nov. 9 at Baton Rouge
Nov. 22 at Tuscaloosa
Nov. 20 at Baton Rouge
Sept. 29 at Mobile
Sept. 27 at Baton Rouge
Sept. 26 at Mobile
Sept. 25 at Baton Rouge
Sept. 28 at Baton Rouge
Sept. 27 at Mobile
Nov. 7 at Birmingham
Nov. 6 at Baton Rouge
Nov. 5 at Birmingham
Nov. 11 at Baton Rouge

1968: UA, 16-7
1969: LSU, 20-15
1970: LSU, 14-9
1971: UA, 14-7
1972: UA, 35-21
1973: UA, 21-7
1974: UA, 30-0
1975: UA, 23-10
1976: UA, 28-17
1977: UA, 24-3
1978: UA, 31-10
1979: UA, 3-0
1980: UA, 28-7
1981: UA, 24-7
1982: LSU, 20-10
1983: UA, 32-26
1984: LSU, 16-14
1985: Tie, 14-14
1986: LSU, 14-10
1987: UA, 22-10
1988: LSU, 19-18
1989: UA, 32-16
1990: UA, 24-3
1991: UA, 20-17
1992: UA, 31-11
1993: LSU, 17-13
1994: UA, 35-17
1995: UA, 10-3
1996: UA, 26-0
1997: LSU, 27-0
1998: UA, 22-16

Nov. 9 at Birmingham
Nov. 8 at Baton Rouge
Nov. 7 at Birmingham
Nov. 6 at Baton Rouge
Nov. 11 at Birmingham
Nov. 22 at Baton Rouge
Nov. 9 at Birmingham
Nov. 8 at Baton Rouge
Nov. 6 at Birmingham
Nov. 5 at Baton Rouge
Nov. 11 at Birmingham
Nov. 10 at Baton Rouge
Nov. 8 at Tuscaloosa
Sept. 5 at Baton Rouge
Nov. 6 at Birmingham
Nov. 10 at Baton Rouge
Nov. 10 at Birmingham
Nov. 9 at Baton Rouge
Nov. 8 at Birmingham
Nov. 7 at Baton Rouge
Nov. 5 at Tuscaloosa
Nov. 11 at Baton Rouge
Nov. 10 at Tuscaloosa
Nov. 9 at Baton Rouge
Nov. 7 at Baton Rouge
Nov. 6 at Tuscaloosa
Nov. 5 at Baton Rouge
Nov. 4 at Tuscaloosa
Nov. 9 at Baton Rouge
Nov. 8 at Tuscaloosa
Nov. 7 at Baton Rouge

1999: UA, 23-17
2000: LSU 30-28
2001: LSU 35-21
2002: UA, 31-0
2003: LSU, 27-3
2004: LSU, 26-10
2005: LSU, 16-13 (OT)
2006: LSU, 28-14
2007: LSU, 41-34
2008: UA, 27-21
2009: UA, 24-15
2010: LSU, 24-21
2011: LSU, 9-6 (OT)
2012: UA, 21-0
2012: UA, 21-17

At Baton Rouge: UA leads, 26-8-2
At Tuscaloosa: UA leads, 10-9
At Birmingham: UA leads, 8-5-1
At Other Sites: UA leads, 4-2-2
Les Miles vs. Alabama: 5-4

Nov. 6 at Tuscaloosa
Nov. 4 at Baton Rouge
Nov. 3 at Tuscaloosa
Nov. 16 at Baton Rouge
Nov. 15 at Tuscaloosa
Nov. 13 at Baton Rouge
Nov. 12 at Tuscaloosa
Nov. 11 at Baton Rouge
Nov. 3 at Tuscaloosa
Nov. 8 at Baton Rouge
Nov. 7 at Tuscaloosa
Nov. 6 at Baton Rouge
Nov. 5 at Tuscaloosa
Jan. 9 at New Orleans
Nov. 3 at Baton Rouge

LSU Tigers Depth Chart

OFFENSE

X	3	Odell Beckham Jr.	6-0	193	Jr.-2L
	83	Travin Dural	6-2	182	Fr.-RS
	15	Quantavious Leslie	6-4	175	Jr.-JC
LT	70	La'el Collins	6-5	315	Jr.-1L
	76	Josh Boutte	6-4	333	Fr.-HS
LG	78	Vadal Alexander	6-6	342	So.-1L
	71	Jonah Austin	6-6	324	So.-SQ
C	55	Elliott Porter	6-4	300	Jr.-1L
	77	Ethan Pocic	6-7	301	Fr.-HS
RG	56	Trai Turner	6-3	316	So.-1L
	69	Fehoko Fanaika	6-6	348	Jr.-JC
RT	65	Jerald Hawkins	6-6	301	Fr.-RS
	75	Evan Washington	6-6	334	Jr.-SQ
TE -or-	41	Travis Dickson	6-3	230	Jr.-1L
	85	Dillon Gordon	6-5	286	So.-1L
	84	Logan Stokes	6-5	251	Jr.-JC
Z	80	Jarvis Landry	6-1	195	Jr.-2L
	86	Kadron Boone	6-0	202	Sr.-3L
	82	James Wright	6-2	203	Sr.-3L
QB	8	Zach Mettenberger	6-5	235	Sr.-2L
	10	Anthony Jennings	6-2	211	Fr.-HS
	17	Stephen Rivers	6-7	223	So.-SQ
RB -or- -or-	33	Jeremy Hill	6-2	235	So.-1L
	4	Alfred Blue	6-2	222	Sr.-3L
	27	Kenny Hilliard	6-0	233	Jr.-2L
FB	14	Terrence Magee	5-9	214	Jr.-1L
	44	J.C. Copeland	6-0	270	Sr.-2L
	43	Connor Neighbors	5-11	239	Sr.-1L
	49	Melvin Jones	6-3	245	Fr.-HS

DEFENSE

DE	59	Jermauria Rasco	6-3	262	Jr.-2L
	46	Tashawn Bower	6-5	243	Fr.-HS
	54	Justin Maclin	6-4	242	Jr.-SQ
DT	90	Anthony Johnson	6-3	294	Jr.-2L
	91	Christian LaCouture	6-5	298	Fr.-HS
DT	9	Ego Ferguson	6-3	309	Jr.-2L
	95	Quentin Thomas	6-3	290	So.-SQ
DE	94	Danielle Hunter	6-6	241	So.-1L
	98	Jordan Allen	6-6	254	Jr.-SQ
Sam	25	Kwon Alexander	6-2	218	So.-1L
	58	Tahj Jones	6-2	205	Sr.-2L
Mike	31	D.J. Welter	6-1	226	Jr.-SQ
	23	Lamar Louis	6-0	216	So.-1L
	52	Kendell Beckwith	6-3	246	Fr.-HS
Will	18	Lamin Barrow	6-2	232	Sr.-3L
	45	Deion Jones	6-2	208	So.-1L
	35	Lorenzo Phillips	6-2	219	Fr.-RS
CB	28	Jalen Mills	6-1	189	So.-1L
	21	Rashard Robinson	6-1	165	Fr.-HS
	13	Dwayne Thomas	6-0	181	Fr.-RS
S	6	Craig Loston	6-2	209	Sr.-3L
	12	Corey Thompson	6-2	212	So.-1L
	34	Micah Eugene	5-11	188	So.-1L
S -or-	26	Ronald Martin	6-1	218	Jr.-2L
	12	Corey Thompson	6-2	212	So.-1L
	29	Rickey Jefferson	5-11	199	Fr.-HS
CB	16	Tre'Davious White	5-11	177	Fr.-HS
	32	Jalen Collins	6-2	195	So.-1L
	19	Derrick Raymond	6-1	175	Fr.-RS

PRONUNCIATIONS

Players		
78	Vadal Alexander	OT
	vuh-Dall	
47	Maquedius Bain	DT
	muh-Quay-dee-us	
18	Lamin Barrow	LB
	Lah-Meen	
70	La'El Collins	OT
	Lie-l	
30	Colby Delahoussaye	PK
	Dell-uh-hoos-ee	
88	John Diarse	WR
	Dee-arse	
83	Travin Dural	WR
	Tray-vin	
69	Fehoko Fanaika	OG
	fuh-Hoe-koe fuh-Nye-kuh	
22	Ronnie Feist	LB
	Feast	
48	Seth Fruge	HLD
	Fru-zhay	
94	Danielle Hunter	DE
	duh-NEEL	
58	Tahj Jones	LB
	Tahzh	
91	Christian LaCouture	DT
	Lock-uh-chur	
15	Quantavious Leslie	WR
	Qwan-tay-vee-us	
77	Ethan Pocic	C
	Poe-sick	
59	Jermauria Rasco	DE
	Jer-maw-ree-A	
Coaches		
	Greg Studrawa	OL
	Situ-draw-uh	

SPECIAL TEAMS

PK -or-	42	Colby Delahoussaye	5-10	169	Fr.-RS
	30	James Hairston	6-1	218	Jr.-2L
	21	Trent Domingue	6-0	165	Fr.-RS
KO	30	James Hairston	6-1	218	Jr.-2L
	42	Colby Delahoussaye	5-10	169	Fr.-RS
	21	Trent Domingue	6-0	165	Fr.-RS
PR	3	Odell Beckham, Jr.	6-0	193	Jr.-2L
	80	Jarvis Landry	6-1	195	Jr.-2L
HOLD	48	Seth Fruge	5-11	200	Sr.-3L
	13	Chris LaBorde	5-11	192	So.-SQ
KOR	3	Odell Beckham, Jr.	6-0	193	Jr.-2L
	83	Travin Dural	6-2	182	Fr.-RS
	80	Jarvis Landry	6-1	195	Jr.-2L
P	38	Jamie Keehn	6-4	218	So.-1L
	21	Trent Domingue	6-0	165	Fr.-RS
SNP	50	Reid Ferguson	6-2	230	So.-1L
	53	Logan Boudreaux	5-11	215	So.-SQ
Missed FG Return Specialist					
	3	Odell Beckham, Jr.	6-0	193	Jr.-2L

LOCATION OF COACHES

On The Field	
Les Miles, head coach	
Frank Wilson, running backs	
Steve Ensminger, tight ends	
Brick Haley, defensive line	
Adam Henry, wide receivers	
Thomas McGaughey, special teams	
Corey Raymond, defensive backs	
Greg Studrawa, offensive line	
In The Press Box	
John Chavis, defensive coordinator	
Cam Cameron, offensive coordinator	

CAREER STARTS/GAME-BY-GAME STARTERS

		FB		TB			
		Copeland 20 Neighbors 4		Hill 12 Blue 7 Hilliard 1			
				QB			
				Mettenberger 22			
						WR	
						Beckham, Jr. 32 Boone 9	
WR		TE		RT		RG	
Landry 9 Wright 5		Gordon 9 Stokes 2 Dickson 1		Hawkins 8 Alexander 9 Washington 1		Turner 16	
				C		LG	
				Porter 9 Pocic 1		Alexander 9 L. Collins 13	
						LT	
						L. Collins 8 Hawkins 1	
LCB		LE		LT		RT	
White 7 J. Collins 2 Mills 13		Rasco 9		Johnson 12		E. Ferguson 9	
						RE	
						Hunter 6 Allen 3	
						RCB	
						Mills 9	
		Sam		Mike		Will	
		Alexander 8 Louis 5 T. Jones 5		Welter 9		Barrow 24	
Nickel		S				S	
J. Collins 1		Loston 19 Thompson 3 Eugene 1 Martin 1				Martin 7 Eugene 1 Loston 1	
						Dime	

OFFENSIVE GAME-BY-GAME STARTERS

Game	X	Z	LT	LG	C	RG	RT	TE	FB	TB	QB
vs. TCU	Beckham	Landry	L. Collins	Alexander	Porter	Turner	Hawkins	Gordon	Copeland	Blue	Mettenberger
UAB	Beckham	Stokes (2 TE)	L. Collins	Alexander	Porter	Turner	Hawkins	Gordon	Copeland	Blue	Mettenberger
Kent State	Beckham	Landry	L. Collins	Alexander	Porter	Turner	Hawkins	Gordon	Copeland	Hill	Mettenberger
Auburn	Beckham	Landry	L. Collins	Alexander	Porter	Turner	Hawkins	Gordon	Copeland	Hill	Mettenberger
at Georgia	Beckham	Landry	L. Collins	Alexander	Porter	Turner	Hawkins	Gordon	Copeland	Hill	Mettenberger
at Mississippi State	Beckham	Landry	L. Collins	Alexander	Porter	Turner	Hawkins	Gordon	Neighbors	Hill	Mettenberger
Florida	Beckham	Landry	L. Collins	Alexander	Porter	Turner	Hawkins	Gordon	Neighbors	Hill	Mettenberger
at Ole Miss	Beckham	Stokes (2 TE)	L. Collins	Alexander	Porter	Turner	Hawkins	Gordon	Neighbors	Hill	Mettenberger
Furman	Beckham	Landry	Hawkins	Alexander	Pocic	Turner	Washington	Gordon	Neighbors	Hill	Mettenberger
at Alabama											
Texas A&M											
Arkansas											

DEFENSIVE GAME-BY-GAME STARTERS

Game	LE	LT	RT	RE	WILL	MIKE	SAM	LCB	RCB	S	S
vs. TCU	Rasco	Johnson	Ferguson	Allen	Barrow	Welter	Alexander	Mills	J. Collins	Loston	Martin
UAB	Rasco	Johnson	Ferguson	Allen	Barrow	Welter	T. Jones	Mills	J. Collins	Loston	Martin
Kent State	Rasco	Johnson	Ferguson	Allen	Barrow	Welter	T. Jones	Mills	White	Eugene	Martin
Auburn	Rasco	Johnson	Ferguson	Hunter	Barrow	Welter	T. Jones	Mills	White	Loston	Eugene
at Georgia	Rasco	Johnson	Ferguson	Hunter	Barrow	Welter	Alexander	Mills	White	Loston	Eugene
at Mississippi State	Rasco	Johnson	Ferguson	Hunter	Barrow	Welter	Alexander	Mills	White	Thompson	Martin
Florida	Rasco	Johnson	Ferguson	Hunter	Barrow	Welter	Alexander	Mills	White	Loston	Thompson
at Ole Miss	Rasco	Johnson	Ferguson	Hunter	Barrow	Welter	Alexander	Mills	White	Loston	Martin
Furman	Rasco	Johnson	Ferguson	Hunter	Barrow	Welter	Alexander	Mills	White	Thompson	Martin
at Alabama											
Texas A&M											
Arkansas											

THE LAST TIME LSU ... (ALL GAMES)

Scoring

Scored 30 or more points	48 vs. Furman (10/26/13)
Scored 40 or more points	48 vs. Furman (10/26/13)
Scored 50 or more points	59 at Mississippi State (10/5/13)
Scored 60 or more points	63 vs. Idaho (9/15/12)
Scored 70 or more points	70 vs. Arkansas State (10/12/90)

Total Offense

Had more than 400 total yards	672 vs. Furman (10/26/13)
Had more than 450 total yards	672 vs. Furman (10/26/13)
Had more than 500 total yards	672 vs. Furman (10/26/13)
Had more than 550 total yards	672 vs. Furman (10/26/13)
Had more than 600 total yards	672 vs. Furman (10/26/13)
Had more than 650 total yards	672 vs. Furman (10/26/13)
Had more than 700 total yards	746 vs. Rice (9/24/77)

Rushing Offense

Rushed for 150 or more yards	332 vs. Furman (10/26/13)
Rushed for 200 or more yards	332 vs. Furman (10/26/13)
Rushed for 250 or more yards	332 vs. Furman (10/26/13)
Rushed for 300 or more yards	332 vs. Furman (10/26/13)
Rushed for 350 or more yards	353 at Ole Miss (11/19/11)
Rushed for 400 or more yards	400 vs. Kentucky (11/1/97)
Rushed for 425 or more yards	433 vs. Houston (9/7/96)
Rushed for 500 or more yards	503 vs. Oregon (10/22/77)

Passing Offense

Passed for 250 or more yards	340 vs. Furman (10/26/13)
Passed for 300 or more yards	340 vs. Furman (10/26/13)
Passed for 350 or more yards	372 at Georgia (9/28/13)
Passed for 400 or more yards	444 vs. Illinois (1/1/02 - Sugar Bowl)
Passed for 450 or more yards	528 at Alabama (11/3/01)
Passed for 500 or more yards	528 at Alabama (11/3/01)

Scoring Defense

Allowed 0 points	0 vs. UL-Monroe (11/13/10)
Allowed 3 or fewer points	3 vs. Washington (9/8/12)
Allowed 7 or fewer points	6 vs. Florida (10/12/13)
Allowed 10 or fewer points	6 vs. Florida (10/12/13)
Allowed 14 or fewer points	13 vs. Furman (10/26/13)

Total Defense

Allowed fewer than 75 total yards	70 vs. UL-Lafayette (10/5/02)
Allowed fewer than 100 total yards	95 vs. Northwestern State (9/10/11)
Allowed fewer than 125 total yards	95 vs. Northwestern State (9/10/11)
Allowed fewer than 150 total yards	95 vs. Northwestern State (9/10/11)
Allowed fewer than 175 total yards	155 vs. Kentucky (10/1/11)
Allowed fewer than 200 total yards	198 vs. Furman (10/26/13)
Allowed fewer than 225 total yards	198 vs. Furman (10/26/13)
Allowed fewer than 250 total yards	198 vs. Furman (10/26/13)
Allowed fewer than 275 total yards	198 vs. Furman (10/26/13)
Allowed fewer than 300 total yards	198 vs. Furman (10/26/13)

Rushing Defense

Allowed 0 or fewer yards	-4 vs. Northwestern State (9/10/11)
Allowed 10 or fewer yards	-4 vs. Northwestern State (9/10/11)
Allowed 20 or fewer yards	-4 vs. Northwestern State (9/10/11)
Allowed 30 or fewer yards	26 vs. Washington (9/8/12)
Allowed 40 or fewer yards	34 vs. South Carolina (10/13/12)
Allowed 50 or fewer yards	47 vs. Mississippi State (11/10/12)
Allowed 60 or fewer yards	58 vs. Kent State (9/14/13)
Allowed 70 or fewer yards	58 vs. Kent State (9/14/13)
Allowed 80 or fewer yards	58 vs. Kent State (9/14/13)
Allowed 90 or fewer yards	58 vs. Kent State (9/14/13)
Allowed 100 or fewer yards	92 vs. Furman (10/26/13)

THE LAST TIME LSU ... (ALL GAMES)

Passing Defense

Allowed 0 passing yards	0 vs. Alabama (11/6/71)
Allowed 50 or fewer yards	47 at Ole Miss (11/19/11)
Allowed 100 or fewer yards	61 at Florida (10/6/12)
Allowed 150 or fewer yards	106 vs. Furman (10/26/13)
Allowed 175 or fewer yards	106 vs. Furman (10/26/13)
Allowed 200 or fewer yards	106 vs. Furman (10/26/13)

Individual Rushing

Had a player rush for 100 or more yards	143 by Jeremy Hill & 108 by Terrence Magee vs. Furman (10/26/13)
Had a player rush for 150 or more yards	157 by Jeremy Hill at Mississippi State (10/5/13)
Had a player rush for 200 or more yards	250 by Alley Broussard vs. Ole Miss (11/20/04)
Had a player rush for 225 or more yards	250 by Alley Broussard vs. Ole Miss (11/20/04)
Had a player rush for 2 or more TDs	2 by Jeremy Hill & 2 by Terrence Magee vs. Furman (10/26/13)
Had a player rush for 3 or more TDs	3 by Kenny Hilliard at Mississippi State (10/5/13)
Had a player rush for 4 or more TDs	4 by Domanick Davis vs. Illinois (1/1/02 - Sugar Bowl)
Had a player rush for 5 or more TDs	5 by Kevin Faulk at Kentucky (11/1/97)

Individual Passing

Had a player pass for 200 or more yards	328 by Zach Mettenberger vs. Furman (10/26/13)
Had a player pass for 250 or more yards	328 by Zach Mettenberger vs. Furman (10/26/13)
Had a player pass for 300 or more yards	328 by Zach Mettenberger vs. Furman (10/26/13)
Had a player pass for 350 or more yards	372 by Zach Mettenberger at Georgia (9/28/13)
Had a player pass for 400 or more yards	444 by Rohan Davey vs. Illinois (1/1/02 - Sugar Bowl)
Had a player pass for 450 or more yards	528 by Rohan Davey at Alabama (11/3/01)
Had a player pass for 500 or more yards	528 by Rohan Davey at Alabama (11/3/01)
Had a player pass for 2 or more TDs	3 by Zach Mettenberger vs. Furman (10/26/13)
Had a player pass for 3 or more TDs	3 by Zach Mettenberger vs. Furman (10/26/13)
Had a player pass for 4 or more TDs	5 by Zach Mettenberger vs. UAB (9/7/13) - school record
Had a player complete 20 passes	25 by Zach Mettenberger at Mississippi State (10/5/13)
Had a player complete 25 passes	25 by Zach Mettenberger at Mississippi State (10/5/13)
Had a player complete 30 passes	31 by Rohan Davey vs. Illinois (1/1/02 - Sugar Bowl)
Had a player complete 35 passes	35 by Rohan Davey at Alabama (11/3/02)
Had a player complete 15 straight passes	17 by Rohan Davey vs. Arkansas-6 (11/26/99), vs. Western Carolina-11 (9/2/00)
.....	17 by Matt Mauck vs. Arizona-11(9/6/03), vs. Western Illinois-6 (9/13/03)
Had a player throw 30 passes	33 by Zach Mettenberger at Ole Miss (10/19/13)
Had a player throw 35 passes	37 by Zach Mettenberger at Georgia (9/28/13)
Had a player throw 40 passes	47 by Matt Flynn vs. Arkansas (11/23/07)
Had a player throw 45 passes	47 by Matt Flynn vs. Arkansas (11/23/07)
Had a player throw 50 passes	53 by Rohan Davey vs. Illinois (1/1/02 - Sugar Bowl)

Individual Receiving

Had a player with 9 or more receptions in a game	9 by Odell Beckham Jr. at Mississippi State (10/5/13)
Had a player with 10 or more receptions in a game	10 by Jarvis Landry at Georgia (9/28/13)
Had a player with 11 or more receptions in a game	12 by Brandon LaFell vs. Troy (11/15/08)
Had a player with 12 or more receptions in a game	12 by Brandon LaFell vs. Troy (11/15/08)
Had a player with 13 or more receptions in a game	14 by Josh Reed vs. Illinois (1/1/02 - Sugar Bowl)
Had a player with 14 or more receptions in a game	14 by Josh Reed vs. Illinois (1/1/02 - Sugar Bowl)
Had a player with 15 or more receptions in a game	19 by Josh Reed at Alabama (11/3/01)
Had a player receive 100 or more yards	204 by Odell Beckham Jr. vs. Furman (10/26/13)
Had a player receive 150 or more yards	204 by Odell Beckham Jr. vs. Furman (10/26/13)
Had a player receive 200 or more yards	204 by Odell Beckham Jr. vs. Furman (10/26/13)
Had a player receive 250 or more yards	293 by Josh Reed at Alabama (11/3/01)
Had a player receive for 2 or more TDs	2 by Odell Beckham Jr. vs. Furman (10/26/13)
Had a player receive for 3 or more TDs	3 by Odell Beckham, Jr. vs. UAB (9/7/13)
Had a player receive for 4 or more TDs	4 by Tony Moss vs. Ohio University (9/30/89)
Had a player receive for 5 or more TDs	5 by Carlos Carson vs. Rice (9/24/77)

THE LAST TIME LSU ... (ALL GAMES)

Games against Ranked Teams

Beat a top 25 team	#17 Florida, 17-6, in Baton Rouge (10/12/13)
Beat a top 10 team	#3 South Carolina, 23-21, in Baton Rouge (10/13/12)
Beat a top 5 team	#3 South Carolina, 23-21, in Baton Rouge (10/13/12)
Beat an FBS No. 1 team (AP or Coaches Poll)	#1 Ohio State, 38-24 (1/7/08 - BCS Championship Game)
Beat an FBS No. 1 team (AP or Coaches Poll) at home	#1 Florida, 28-21 (10/11/97)
Beat a ranked opponent at home	#17 Florida, 17-6, in Baton Rouge (10/12/13)
Beat a ranked opponent on the road	#20/19 Texas A&M, 24-19, in College Station, Texas (10/20/12)
Beat a ranked opponent at a neutral site	#20 TCU, 37-27, in Cowboys Classic in Arlington, Texas (8/31/13)
Beat back-to-back ranked opponents	#3 South Carolina, 23-21, in Baton Rouge (10/13/12) & #20/19 Texas A&M, 24-19, in College Station (10/20/12)
Beat a ranked team in three straight games	11/23 - 1/1/02 vs. #22 Arkansas, #24 Auburn, #2 Tennessee (SEC CG), #7 Illinois (Sugar Bowl)
Beat a ranked team in four straight games	11/23 - 1/1/02 vs. #22 Arkansas, #24 Auburn, #2 Tennessee (SEC CG), #7 Illinois (Sugar Bowl)
Lost to a ranked opponent at home	#1 Alabama, 21-17 (11/3/12)
Lost to a ranked opponent on the road	#9/10 Georgia, 44-41, in Athens, Ga. (9/28/13)
Lost to a ranked opponent at a neutral site	#14 Clemson, 25-24, in Chick-fil-A Bowl (12/31/12)
Lost to an unranked opponent at home	Ole Miss, 31-13 (11/22/08)
Lost to an unranked opponent on the road	at Ole Miss, 27-24 (10/19/13)

Special Situations

Won on the last play of the game	at #2 Alabama (9-6, 11/5/11); Drew Alleman 25-yard field goal in overtime
Lost on the last play of the game	#14 Clemson, 25-24, in Chick-fil-A Bowl (12/31/12); field goal as time expired
Came back and won from 10 or more down in 4th quarter	Troy, 40-31 (11/15/08); down 31-10 entering 4th quarter
Lost when leading by 10 or more in 4th quarter	#14 Clemson, 25-24 in Chick-fil-A Bowl (12/31/12); led 24-13 entering fourth quarter
Lost when leading by 20 points or more	Tennessee, 30-27 OT (9/26/05); led 21-0 at halftime
Scored on the first play from scrimmage	Jordan Jefferson, 83-yard run vs. Tennessee (10/2/10)
A QB caught a pass on a designed play	Matt Flynn (35-yards from WR Early Doucet) at Alabama (11/3/07)
A RB threw a TD pass on a designated play	Spencer Ware (39 yards to Rueben Randle for a TD) at Auburn (10/23/10)
Had two RB rush for at least 100 yards each	Jeremy Hill (117 yds) and Terrence Magee (108 yds) vs. Kent State (9/14/13)

Returns/Special Teams/Defense

Returned a KO for a TD	Morris Claiborne, 99 yards at West Virginia (9/24/11)
Returned a Punt for a TD	Odell Beckham, Jr. 89 yards vs. Ole Miss (11/17/12)
Returned an INT for a TD	Ronald Martin (45 yards) & Lavar Edwards (23 yards) vs. Idaho (9/15/12)
Returned 2 INTs for TDs	Ronald Martin (45 yards) & Lavar Edwards (23 yards) vs. Idaho (9/15/12)
Returned 3 INTs for TDs	3 vs. Arkansas State (C. Raymond, D. Walkup, C. Buckels) (10/12/91)
Recovered a fumble in endzone for a TD	Kevin Minter at Ole Miss (11/19/11)
Returned a fumble for a TD	Tyrann Mathieu, 23-yard fumble return and recovery vs. Kentucky (10/11/11)
Scored two defensive TDs in a game	2 vs. UL-Monroe (R. Brooks, INT; L. Edwards, FUM) (11/13/10)
Faked a field goal for a touchdown	Colt David (kicker), 15 yard run (9/22/07 vs. South Carolina)
Faked a punt for a first down	Brad Wing, 44-yard run in first quarter vs. Florida (10/8/11)
Faked a field goal for a first down	Josh Jasper, 5-yard run in 4th quarter (10/9/10 at Florida)
A player kicked the PAT after scoring the TD	Colt David vs. South Carolina (9/22/07)
Blocked a FG	Ego Ferguson, 29 yard Andrew Ritter attempt in fourth quarter at Ole Miss (10/19/13)
Returned a blocked FG for a TD	Patrick Peterson, 53 yards on the block of Ole Miss' 47-yard FG attempt (11/21/09)
Blocked a PAT (kick)	Mark Roman, attempt by Seth Hanson (10/17/98 vs. Kentucky)
Returned a PAT for a Defensive Extra Point	Mark Roman, kick attempt by Seth Hanson (10/17/98 vs. Kentucky)
Blocked a punt	Daniel Graff vs. Tulane (10/31/09)
Blocked a punt for a safety	Jarvis Green, on an Andy Smith punt (10/16/99 at Kentucky)
Returned a blocked punt for TD	Craig Steltz, 29 yard, off Jacob Hester's block at Arizona State (9/10/05)
Recovered an onside kick	at Ole Miss (11/21/09); recovered by Brandon LaFell with 1:16 left in fourth quarter
Recovered an onside kick to start the game	vs. Auburn (12/1/01)
Recorded a Safety (Team)	vs. North Carolina (9/4/10); ball rolled out of endzone on punt attempt
Recorded a Safety (Individual tackle)	Sam Montgomery at Auburn (9/22/12)
Recorded six interceptions	6 at Mississippi State (8/30/07)
Had a player record three interceptions	3 by Craig Steltz at Mississippi State (8/30/07)
Had a player record 15 tackles	19 by Kevin Minter vs. Clemson in Chick-fil-A Bowl (12/31/12)
Had six sacks as a team	6 vs. Auburn (10/22/11)

Opponent Returns/Special Teams

Returned a KO for a TD	B.J. Catolon of TCU, 100 yards in second quarter of Cowboys Classic (8/31/13)
Returned a Punt for a TD	Marshay Green, 44 yards (11/17/07 at Ole Miss)
Returned an INT for a TD	Reggie Thomas of Furman, 74 yards on Zach Mettenberger (10/26/13)
Returned 3 INTs for TDs	3, by Alvis, Smith, Robinson (9/17/94 at Auburn)
Recovered a fumble in endzone for a TD	Chris Shelling (9/17/94 at Auburn)
Returned a fumble for a TD	Alonzo Highsmith, 47 yards in first quarter (11/25/11 in Baton Rouge)
Blocked a FG	at Alabama (11/3/07)
Blocked a punt	Florida (10/8/11) in fourth quarter
Blocked two punts	2 at Virginia Tech (9/1/02)
Blocked a punt for a safety	blocked Donnie Jones (9/1/02 at Virginia Tech)
Recorded a Safety (Team)	vs. Western Kentucky (11/12/11)
Blocked a PAT (kick)	Ole Miss (11/18/06)
Returned a PAT for a Defensive Extra Point	Eric Kelly, off bad snap (10/17/98 vs. Kentucky)
Faked a field goal for a TD	Damon Duval, 1 yard run (9/18/99 vs. Auburn)
Recovered an onside kick	Auburn (9/21/13)

THE LAST TIME LSU ... (SEC REGULAR SEASON GAMES)

Scoring

Scored 30 or more points	59 at Mississippi State (10/5/13)
Scored 35 or more points	59 at Mississippi State (10/5/13)
Scored 40 or more points	59 at Mississippi State (10/5/13)
Scored 45 or more points	59 at Mississippi State (10/5/13)
Scored 50 or more points	59 at Mississippi State (10/5/13)
Scored 55 or more points	59 at Mississippi State (10/5/13)
Scored 60 or more points	63 vs. Kentucky (11/1/97)

Total Offense

Had more than 400 total yards	563 at Mississippi State (10/5/13)
Had more than 450 total yards	563 at Mississippi State (10/5/13)
Had more than 500 total yards	563 at Mississippi State (10/5/13)
Had more than 550 total yards	563 at Mississippi State (10/5/13)
Had more than 600 total yards	611 vs. Alabama (11/13/01)

Rushing Offense

Rushed for 150 or more yards	175 vs. Florida (10/12/13)
Rushed for 200 or more yards	223 at Mississippi State (10/5/13)
Rushed for 250 or more yards	258 vs. South Carolina (10/13/12)
Rushed for 300 or more yards	353 at Ole Miss (11/19/11)
Rushed for 350 or more yards	353 at Ole Miss (11/19/11)
Rushed for 400 or more yards	400 vs. Kentucky (11/1/97)
Rushed for 425 or more yards	426 vs. Ole Miss (10/30/76)

Passing Offense

Passed for 250 or more yards	274 at Ole Miss (10/19/13)
Passed for 300 or more yards	340 at Mississippi State (10/5/13)
Passed for 350 or more yards	372 at Georgia (9/28/13)
Passed for 400 or more yards	528 vs. Alabama (11/3/01)
Passed for 450 or more yards	528 vs. Alabama (11/3/01)
Passed for 500 or more yards	528 vs. Alabama (11/3/01)

Scoring Defense

Allowed 0 points	0 at Mississippi State (8/30/07)
Allowed 3 or fewer points	3 at Ole Miss (11/19/11)
Allowed 7 or fewer points	6 vs. Florida (10/12/13)
Allowed 10 or fewer points	6 vs. Florida (10/12/13)
Allowed 14 or fewer points	6 vs. Florida (10/12/13)

Total Defense

Allowed fewer than 100 total yards	90 vs. Auburn (10/13/73)
Allowed fewer than 125 total yards	114 vs. Kentucky (10/19/85)
Allowed fewer than 150 total yards	135 vs. Vanderbilt (9/11/10)
Allowed fewer than 175 total yards	135 vs. Vanderbilt (9/11/10)
Allowed fewer than 200 total yards	183 at Auburn (9/22/12)
Allowed fewer than 225 total yards	211 vs. South Carolina (10/13/12)
Allowed fewer than 250 total yards	240 vs. Florida (10/12/13)
Allowed fewer than 275 total yards	240 vs. Florida (10/12/13)
Allowed fewer than 300 total yards	240 vs. Florida (10/12/13)

Rushing Defense

Allowed 0 or fewer yards	0 at South Carolina (10/18/03)
Allowed 10 or fewer yards	10 at Mississippi State (8/30/07)
Allowed 20 or fewer yards	20 at Alabama (11/3/07)
Allowed 30 or fewer yards	20 at Alabama (11/3/07)
Allowed 40 or fewer yards	34 vs. South Carolina (10/13/12)
Allowed 50 or fewer yards	47 vs. Mississippi State (11/10/12)
Allowed 60 or fewer yards	47 vs. Mississippi State (11/10/12)
Allowed 70 or fewer yards	47 vs. Mississippi State (11/10/12)
Allowed 80 or fewer yards	47 vs. Mississippi State (11/10/12)
Allowed 90 or fewer yards	47 vs. Mississippi State (11/10/12)
Allowed 100 or fewer yards	47 vs. Mississippi State (11/10/12)

THE LAST TIME LSU ... (SEC REGULAR SEASON GAMES)

Passing Defense

Allowed 0 passing yards	0 vs. Alabama (11/6/71)
Allowed 25 or fewer passing yards	23 at Alabama (11/27/90)
Allowed 50 or fewer passing yards	47 at Ole Miss (11/19/11)
Allowed 75 or fewer passing yards	61 at Florida (10/6/12)
Allowed 100 or fewer passing yards	61 at Florida (10/6/12)
Allowed 125 or fewer passing yards	61 at Florida (10/6/12)
Allowed 150 or fewer passing yards	129 vs. Florida (10/12/13)
Allowed 175 or fewer passing yards	129 vs. Florida (10/12/13)
Allowed 200 or fewer passing yards	129 vs. Florida (10/12/13)

Rushing

Had a player rush for 100 or more yards	121 by Jeremy Hill vs. Florida (10/12/13)
Had a player rush for 125 or more yards	157 by Jeremy Hill at Mississippi State (10/5/13)
Had a player rush for 150 or more yards	157 by Jeremy Hill at Mississippi State (10/5/13)
Had a player rush for 175 or more yards	184 by Jeremy Hill vs. Auburn (9/21/13)
Had a player rush for 200 or more yards	250 by Alley Broussard vs. Ole Miss (11/20/04)
Had a player rush for 225 or more yards	250 by Alley Broussard vs. Ole Miss (11/20/04)
Had a player rush for 2 or more TDs	3 by Kenny Hilliard at Mississippi State (10/5/13)
Had a player rush for 3 or more TDs	3 by Kenny Hilliard at Mississippi State (10/5/13)
Had a player rush for 4 or more TDs	5 by Kevin Faulk at Kentucky (11/1/97)
Had a player rush for 5 or more TDs	5 by Kevin Faulk at Kentucky (11/1/97)

Passing

Had a player pass for 200 or more yards	274 by Zach Mettenberger at Ole Miss (10/19/13)
Had a player pass for 225 or more yards	274 by Zach Mettenberger at Ole Miss (10/19/13)
Had a player pass for 250 or more yards	274 by Zach Mettenberger at Ole Miss (10/19/13)
Had a player pass for 275 or more yards	340 by Zach Mettenberger at Mississippi State (10/5/13)
Had a player pass for 300 or more yards	340 by Zach Mettenberger at Mississippi State (10/5/13)
Had a player pass for 325 or more yards	340 by Zach Mettenberger at Mississippi State (10/5/13)
Had a player pass for 350 or more yards	372 by Zach Mettenberger at Georgia (9/28/13)
Had a player pass for 375 or more yards	528 by Rohan Davey at Alabama (11/3/01)
Had a player pass for 400 or more yards	528 by Rohan Davey at Alabama (11/3/01)
Had a player pass for 425 or more yards	528 by Rohan Davey at Alabama (11/3/01)
Had a player pass for 450 or more yards	528 by Rohan Davey at Alabama (11/3/01)
Had a player pass for 500 or more yards	528 by Rohan Davey at Alabama (11/3/01)
Had a player pass for 2 or more TDs	2 by Zach Mettenberger at Mississippi State (10/5/13)
Had a player pass for 3 or more TDs	3 by Zach Mettenberger at Georgia (9/28/13)
Had a player pass for 4 or more TDs	4 by Matt Mauck vs. Arkansas (11/28/03)
Had a player complete 20 passes	25 by Zach Mettenberger at Mississippi State (10/5/13)
Had a player complete 25 passes	25 by Zach Mettenberger at Mississippi State (10/5/13)
Had a player complete 30 passes	35 by Rohan Davey at Alabama (11/3/01)
Had a player complete 35 passes	35 by Rohan Davey at Alabama (11/3/01)
Had a player throw 30 passes	33 by Zach Mettenberger at Ole Miss (10/19/13)
Had a player throw 35 passes	37 by Zach Mettenberger at Georgia (9/28/13)
Had a player throw 40 passes	47 by Matt Flynn vs. Arkansas (11/23/07)
Had a player throw 45 passes	47 by Matt Flynn vs. Arkansas (11/23/07)
Had a player throw 50 passes	58 by Josh Booty vs. Auburn (9/18/99)

Receiving

Had a player with 10 or more receptions in a game	10 by Jarvis Landry at Georgia (9/28/13)
Had a player with 11 or more receptions in a game	12 by Michael Clayton at Alabama (11/15/03)
Had a player with 12 or more receptions in a game	12 by Michael Clayton at Alabama (11/15/03)
Had a player with 13 or more receptions in a game	19 by Josh Reed at Alabama (11/3/01)
Had a player with 14 or more receptions in a game	19 by Josh Reed at Alabama (11/3/01)
Had a player with 15 or more receptions in a game	19 by Josh Reed at Alabama (11/3/01)
Had a player receive 100 or more yards	121 by Jarvis Landry at Ole Miss (10/19/13)
Had a player receive 125 or more yards	179 by Odell Beckham Jr. at Mississippi State (10/5/13)
Had a player receive 150 or more yards	179 by Odell Beckham Jr. at Mississippi State (10/5/13)
Had a player receive 175 or more yards	179 by Odell Beckham Jr. at Mississippi State (10/5/13)
Had a player receive 200 or more yards	201 by Devery Henderson at Kentucky (11/9/02)
Had a player receive 250 or more yards	293 by Josh Reed at Alabama (11/3/01)
Had a player receive 2 or more TDs	2 by Odell Beckham Jr. at Mississippi State (10/5/13)
Had a player receive 3 or more TDs	3 by Dwayne Bowe vs. Kentucky (10/14/06)

TURNOVERS

Opponent	Forced by LSU					Forced By Opponent			
	Fum	Int	Tot	Pts Off	Margin	Fum	Int	Tot	Pts Off
vs. TCU	1	1	2	10	1	1	0	1	7
UAB	1	0	1	7	0	1	0	1	7
Kent State	0	0	0	0	-1	1	0	1	3
Auburn	1	2	3	7	1	1	1	2	14
at Georgia	0	1	1	7	0	1	0	1	7
at Mississippi State	1	1	2	14	1	0	1	1	0
Florida	0	0	0	0	-1	1	0	1	0
at Ole Miss	2	0	2	10	-1	0	3	3	3
Furman	0	1	1	0	-2	1	2	3	10
at Alabama									
Texas A&M									
Arkansas									
TOTALS	6	6	12	55	-2	7	7	14	51

LSU BIG PLAYS

Opponent	Rushing				Passing				Special Teams	
	15+	20+	30+	40+	20+	30+	40+	50+	Block	Ret. TD
vs. TCU	3	1	1	1	4	1	1	0	0	0
UAB	3	1	0	0	5	1	1	0	0	1
Kent State	7	4	1	1	6	3	1	1	0	0
Auburn	2	2	2	2	5	2	1	0	0	0
at Georgia	1	0	0	0	7	2	1	0	0	0
at Mississippi State	4	3	2	1	7	1	0	0	0	0
Florida	2	1	0	0	4	1	0	0	0	0
at Ole Miss	0	0	0	0	5	1	0	0	1	0
Furman	3	3	3	1	7	4	2	2	0	0
at Alabama										
Texas A&M										
Arkansas										
TOTALS	25	15	9	6	50	16	7	3	1	1

OPPONENT BIG PLAYS

OPPONENT	Rushing				Passing				Special Teams	
	15+	20+	30+	40+	20+	30+	40+	50+	Block	Ret. TD
vs. TCU	2	1	0	0	2	1	0	0	0	1
UAB	1	0	0	0	3	2	1	0	0	0
Kent State	0	0	0	0	1	0	0	0	0	0
Auburn	3	0	0	0	3	3	2	1	0	0
at Georgia	4	2	0	0	7	1	0	0	0	0
at Mississippi State	6	5	1	0	4	1	1	1	0	0
Florida	0	0	0	0	1	0	0	0	0	0
at Ole Miss	1	1	0	0	4	2	0	0	0	0
Furman	1	0	0	0	0	0	0	0	0	0
at Alabama										
Texas A&M										
Arkansas										
TOTALS	18	9	1	0	25	10	4	1	0	1

LSU SCORING DRIVES

OPPONENT	No.	Plays	Yards	Time	For TD	Plays	Yards	Time
vs. TCU	7	8.1	53.7	3:08	4	6.8	59.8	3:04
UAB	7	4.4	50.7	1:39	7	4.4	50.7	1:39
Kent State	7	6.1	68	2:37	6	6.2	68	2:34
Auburn	5	4.4	59.2	1:37	5	4.4	59.2	1:37
at Georgia	7	8.6	60.1	3:47	5	7.8	64.8	3:24
at Mississippi State	9	6.7	61.3	3:07	8	5.9	60.6	2:35
Florida	3	8.7	64.3	4:17	2	8.5	66	4:20
at Ole Miss	4	7.8	45.5	2:40	3	9	64	2:48
Furman	7	6	76	2:14	7	6	76	2:14
at Alabama								
Texas A&M								
Arkansas								
TOTALS	54	6.8	59.9	2:37	47	6.6	63.2	2:41

FIELD POSITION

Opponent	LSU			
	No. of Drives	Avg. Start	Inside 20	Past 50
vs. TCU	12	30	3	2
UAB	13	40	3	2
Kent State	11	28	3	1
Auburn	16	34	3	2
at Georgia	11	30	0	1
at Mississippi State	12	35	1	2
Florida	9	25	2	0
at Ole Miss	12	33	4	2
Furman	12	31	3	0
at Alabama				
Texas A&M				
Arkansas				
TOTALS	108	31	22	12

Opponent	Opponents			
	No. of Drives	Avg. Start	Inside 20	Past 50
vs. TCU	9	41	2	2
UAB	14	27	2	1
Kent State	10	30	0	1
Auburn	16	24	6	0
at Georgia	12	29	2	1
at Mississippi State	13	28	2	1
Florida	8	26	2	0
at Ole Miss	11	21	4	1
Furman	12	29	1	1
at Alabama				
Texas A&M				
Arkansas				
TOTALS	105	28	21	8

DRIVE STATISTICS

Opponent	No.	LSU					
		3 & Out	Pct.	Score	Pct.	TD	Pct.
vs. TCU	12	2	16.7	7	58.3	4	33.3
UAB	13	3	23.1	7	53.9	7	53.9
Kent State	11	0	0	7	63.6	6	54.5
Auburn	16	3	18.8	5	31.3	5	31.3
at Georgia	11	1	9.1	7	63.6	5	45.4
at Mississippi State	12	1	8.3	9	75	8	66.7
Florida	9	0	0	3	33.3	2	22.2
at Ole Miss	12	1	8.3	4	33.3	3	25
Furman	12	1	8.3	7	58.3	7	58.3
at Alabama							
Texas A&M							
Arkansas							
TOTALS	12	12	11.1	56	51.9	47	43.5

Opponent	No.	Opponents					
		3 & Out	Pct.	Score	Pct.	TD	Pct.
vs. TCU	9	3	33.3	4	44.4	2	22.2
UAB	14	6	42.9	3	21.4	2	14.3
Kent State	10	3	30	3	30	1	10
Auburn	16	4	25	3	18.8	3	18.8
at Georgia	12	2	16.7	8	66.7	5	41.7
at Mississippi State	13	1	7.7	5	38.5	3	23.1
Florida	8	2	25	2	25	0	0
at Ole Miss	11	2	18.2	5	45.5	3	27.3
Furman	12	4	33.3	3	25	0	0
at Alabama							
Texas A&M							
Arkansas							
TOTALS	11.7	27	25.7	36	34.3	14	13.3

IN THE REDZONE

Opponent	LSU					
	Inside 20		Run/Pass	TD Pct.	FG	Score Pct.
vs. TCU	6	3	2/1	50	3	100
UAB	3	3	2/1	100	0	100
Kent State	7	5	2/3	71.4	1	85.7
Auburn	5	3	3/0	60	0	60
at Georgia	3	3	2/1	100	0	100
at Mississippi State	6	5	4/1	83.3	1	100
Florida	4	2	2/0	50	1	75
at Ole Miss	5	3	2/1	60	1	80
Furman	4	3	2/1	75	0	75
at Alabama						
Texas A&M						
Arkansas						
TOTALS	43	30	21/9	69.8	7	86.0

Opponent	Opponents					
	Inside 20		Run/Pass	TD Pct.	FG	Score Pct.
vs. TCU	2	1	1/0	50	1	100
UAB	3	1	1/0	33.3	1	66.7
Kent State	3	1	1/0	33.3	2	100
Auburn	4	3	3/0	75	0	75
at Georgia	5	3	1/2	60	2	100
at Mississippi State	3	1	0/1	33.3	2	100
Florida	2	0	0/0	0	1	50
at Ole Miss	4	2	1/1	50	1	25
Furman	2	0	0/0	0	2	100
at Alabama						
Texas A&M						
Arkansas						
TOTALS	28	12	8/4	42.9	10	78.6

DRIVE SUPERLATIVES

Longest Drive

No. of Plays	LSU 14 (68 yds, 6:02) vs TCU; results in TD
By No. of Yards	93 (8p, 3:40) vs. Kent St.; results in TD
By Time of Possession	7:24(13p, 67 yds) at Mississippi State; results in FG

Shortest Drive

By No. of Plays	LSU 1 (0 yds, 0:07) last at Ole Miss; results in Interception
By No. of Yards	-12 (3p, 1:34) at Mississippi State; results in Punt
By Time of Possession	0:03 (1p, 10 yds) vs. Auburn; results in TD

Opponents

17 by Ole Miss (69 yds, 6:38); results in FG
94 by Auburn (10p, 3:21); results in TD
7:27 by Florida (14p, 60 yards); results in FG

Opponents

1 (-6 yds, 0:05) last by UAB; results in Fumble
-16 (5p, 3:58) by Kent St.; results in Punt
0:05 (1p, -6 yds) by UAB; results in Fumble

LSU DRIVE CHARTS

vs. TCU

Qtr.	Time	Start	PI-Yds	TOP	Result
1st	15:00	LSU 25	13-69	5:40	FIELD GOAL
1st	9:20	TCU 10	4-(1)	0:51	FIELD GOAL
1st	2:07	LSU 20	7-80	3:26	TOUCHDOWN
2nd	13:17	LSU 05	3-2	1:45	Punt
2nd	10:27	LSU 14	9-34	3:42	Punt
2nd	3:06	LSU 25	13-69	3:06	FIELD GOAL
3rd	14:44	LSU 34	3-66	1:33	TOUCHDOWN
3rd	8:51	LSU 32	14-68	6:02	TOUCHDOWN
4th	14:49	LSU 01	2-5	1:06	Fumble
4th	13:04	LSU 25	3-(5)	1:46	Punt
4th	7:24	TCU 25	3-25	1:15	TOUCHDOWN
4th	5:15	LSU 23	9-48	5:15	End of Half

UAB

Qtr.	Time	Start	PI-Yds	TOP	Result
1st	15:00	LSU 25	6-25	3:25	Punt
1st	8:34	LSU 11	5-89	2:21	TOUCHDOWN
1st	4:25	LSU 50	6-50	1:56	TOUCHDOWN
1st	0:42	UAB 09	2-9	0:42	TOUCHDOWN
2nd	14:55	UAB 19	3-19	0:35	TOUCHDOWN
2nd	11:11	LSU 25	7-75	3:10	TOUCHDOWN
2nd	7:03	LSU 25	2-17	0:56	Fumble
2nd	5:12	LSU 22	3-4	2:20	Punt
3rd	14:01	LSU 45	5-55	1:59	TOUCHDOWN
3rd	11:35	LSU 33	3-4	2:09	Punt
3rd	7:10	LSU 42	3-58	0:54	TOUCHDOWN
3rd	2:31	UAB 00	0-0	0:20	TOUCHDOWN
4th	11:34	LSU 05	3-8	2:07	Punt
4th	3:29	LSU 07	6-37	3:29	End of half

Kent State

Qtr.	Time	Start	PI-Yds	TOP	Result
1st	15:00	LSU 14	5-86	2:41	TOUCHDOWN
1st	10:44	LSU 43	6-57	2:28	TOUCHDOWN
1st	4:11	KENT 37	4-37	1:35	TOUCHDOWN
2nd	12:59	LSU 25	6-68	2:56	FIELD GOAL
2nd	7:54	LSU 07	8-93	3:40	TOUCHDOWN
2nd	0:00	LSU 22	0-(2)	0:00	Fumble
2nd	0:17	LSU 25	1-(2)	0:17	End of half
3rd	9:30	LSU 14	4-20	1:51	Punt
3rd	3:16	LSU 25	9-75	3:21	TOUCHDOWN
4th	12:27	LSU 40	5-60	1:43	TOUCHDOWN
4th	5:05	LSU 31	8-53	5:05	End of half

OPPONENT DRIVE CHARTS

vs. TCU

Qtr.	Time	Start	PI-Yds	TOP	Result
1st	9:29	TCU 12	0-(2)	0:09	Fumble
1st	8:29	TCU 25	14-71	6:15	FIELD GOAL
2nd	13:26	LSU 00	0-0	0:00	TOUCHDOWN
2nd	11:32	TCU 45	3-2	1:05	Punt
2nd	6:45	TCU 09	7-31	3:39	Punt
3rd	14:53	TCU 28	1-0	0:09	Interception
3rd	13:03	TCU 23	10-77	4:05	TOUCHDOWN
3rd	2:41	TCU 17	6-33	2:52	Punt
4th	13:43	LSU 06	2-6	0:39	TOUCHDOWN
4th	11:18	LSU 48	10-26	3:43	FIELD GOAL
4th	6:09	TCU 25	3-8	0:54	Punt

UAB

Qtr.	Time	Start	PI-Yds	TOP	Result
1st	11:35	UAB 24	5-11	3:01	Punt
1st	6:06	UAB 13	3-(4)	1:41	Punt
1st	2:29	UAB 25	3-3	1:47	Punt
2nd	15:00	UAB 25	1-(6)	0:05	Fumble
2nd	14:20	UAB 25	9-75	3:09	TOUCHDOWN
2nd	8:01	UAB 25	3-4	0:58	Punt
2nd	6:07	LSU 39	3-39	0:48	TOUCHDOWN
2nd	2:52	UAB 29	10-65	2:52	FIELD GOAL
3rd	15:00	UAB 25	3-4	0:59	Punt
3rd	12:02	UAB 25	3-0	0:27	Punt
3rd	9:26	UAB 07	3-8	2:16	Punt
3rd	6:16	UAB 25	7-33	3:45	Missed FG
3rd	2:11	UAB 25	8-31	5:37	Punt
4th	9:27	UAB 45	9-48	5:58	Downs

Kent State

Qtr.	Time	Start	PI-Yds	TOP	Result
1st	12:19	KENT 25	3-2	1:35	Punt
1st	8:09	KENT 20	15-(16)	3:58	Punt
1st	2:36	KENT 25	9-75	4:37	TOUCHDOWN
2nd	9:58	KENT 20	3-9	2:04	Punt
2nd	4:14	KENT 25	5-10	2:46	Punt
2nd	1:28	LSU 20	4-0	1:11	FIELD GOAL
3rd	15:00	KENT 25	9-36	5:30	Punt
3rd	7:39	KENT 33	10-49	4:23	FIELD GOAL
4th	14:55	KENT 25	3-2	2:28	Punt
4th	10:35	KENT 23	13-46	5:30	Missed FG

LSU DRIVE CHARTS

Auburn

Qtr.	Time	Start	Pl-Yds	TOP	Result
1st	12:09	LSU 43	3-57	0:53	TOUCHDOWN
1st	9:59	AU 10	1-10	0:03	TOUCHDOWN
1st	7:55	LSU 31	11-62	6:15	Fumble
2nd	14:12	LSU 27	4-73	1:38	TOUCHDOWN
2nd	11:53	LSU 35	3-0	1:33	Punt
2nd	8:05	LSU 42	5-22	2:39	Punt
2nd	3:54	LSU 19	3-(1)	1:53	Punt
2nd	0:27	LSU 20	1-(1)	0:27	End of half
3rd	15:00	LSU 43	1-0	0:07	Interception
3rd	12:39	LSU 25	7-75	2:31	TOUCHDOWN
3rd	8:54	LSU 33	8-61	2:33	Downs
3rd	2:54	LSU 19	7-81	3:02	TOUCHDOWN
4th	12:44	LSU 36	5-4	2:48	Punt
4th	6:32	AU 44	3-(1)	1:39	Punt
4th	3:15	LSU 24	3-1	0:29	Punt
4th	0:35	LSU 13	1-(2)	0:35	End of half

at Georgia

Qtr.	Time	Start	Pl-Yds	TOP	Result
1st	11:32	LSU 34	6-66	2:40	TOUCHDOWN
1st	6:18	UGA 33	7-33	3:27	TOUCHDOWN
1st	0:49	LSU 27	5-20	1:49	Punt
2nd	12:51	LSU 37	3-(6)	1:20	Punt
2nd	8:16	LSU 25	9-44	4:45	FIELD GOAL
2nd	0:13	LSU 26	1-(2)	0:13	End of half
3rd	15:00	LSU 25	12-53	5:10	FIELD GOAL
3rd	6:35	LSU 20	7-80	2:55	TOUCHDOWN
3rd	0:00	LSU 24	0-(4)	0:00	Fumble
3rd	1:27	LSU 30	11-70	4:10	TOUCHDOWN
4th	8:02	LSU 25	8-75	3:48	TOUCHDOWN
4th	1:42	LSU 24	6-11	0:50	Downs

at Mississippi State

Qtr.	Time	Start	Pl-Yds	TOP	Result
1st	15:00	LSU 25	10-75	4:58	TOUCHDOWN
1st	8:37	LSU 23	3-77	1:19	TOUCHDOWN
1st	2:58	LSU 08	7-92	3:07	TOUCHDOWN
2nd	11:23	LSU 29	2-1	0:42	Interception
2nd	8:36	LSU 36	3-(12)	1:34	Punt
2nd	6:22	LSU 23	4-33	2:38	Punt
2nd	2:10	LSU 30	9-70	1:53	TOUCHDOWN
3rd	11:57	LSU 21	13-67	7:24	FIELD GOAL
3rd	1:23	LSU 25	5-75	1:33	TOUCHDOWN
4th	14:24	MST 05	1-15	0:05	TOUCHDOWN
4th	10:30	LSU 34	6-66	3:44	TOUCHDOWN
4th	5:29	MST 25	6-25	4:08	TOUCHDOWN

Florida

Qtr.	Time	Start	Pl-Yds	TOP	Result
1st	15:00	LSU 19	8-22	3:05	Punt
1st	4:22	LSU 30	9-70	4:26	TOUCHDOWN
2nd	12:37	LSU 29	5-43	1:37	Fumble
2nd	9:28	LSU 38	8-62	4:14	TOUCHDOWN
2nd	1:14	LSU 1	3-16	1:14	End of half
3rd	11:41	LSU 20	4-36	1:47	Punt
3rd	3:30	LSU 20	4-(2)	1:16	Punt
4th	12:11	LSU 25	9-61	4:13	FIELD GOAL
4th	3:51	LSU 46	7-36	3:51	End of half

OPPONENT DRIVE CHARTS

Auburn

Qtr.	Time	Start	Pl-Yds	TOP	Result
1st	15:00	AU 25	9-32	2:51	Fumble
1st	11:16	AU 25	4-(15)	1:17	Downs
1st	9:56	AU 25	3-9	2:01	Punt
1st	1:40	AU 07	5-23	2:28	Punt
2nd	12:34	AU 25	2-3	0:41	Interception
2nd	10:20	AU 26	7-32	2:15	Downs
2nd	5:26	AU 10	4-28	1:32	Punt
2nd	2:01	AU 44	3-7	1:34	Punt
3rd	14:53	AU 50	7-50	2:14	TOUCHDOWN
3rd	10:08	AU 25	3-5	1:14	Punt
3rd	6:21	AU 06	10-94	3:21	TOUCHDOWN
4th	14:46	AU 14	3-6	2:02	Punt
4th	9:56	AU 12	10-88	3:23	TOUCHDOWN
4th	6:32	AU 44	0-0	0:00	Possession
4th	4:53	AU 16	5-28	1:38	Interception
4th	2:46	AU 31	10-57	2:11	Downs

at Georgia

Qtr.	Time	Start	Pl-Yds	TOP	Result
1st	15:00	UGA 25	8-75	3:20	TOUCHDOWN
1st	8:46	UGA 28	6-10	2:28	Interception
1st	2:45	UGA 21	5-79	1:50	TOUCHDOWN
2nd	14:00	UGA 09	3-5	1:09	Punt
2nd	11:31	UGA 27	10-66	3:15	FIELD GOAL
2nd	3:46	UGA 18	9-82	3:26	TOUCHDOWN
3rd	9:44	UGA 21	7-41	3:02	FIELD GOAL
3rd	3:40	UGA 25	3-3	0:53	Punt
3rd	2:47	LSU 20	3-20	1:14	TOUCHDOWN
4th	12:17	UGA 25	11-55	4:08	FIELD GOAL
4th	4:14	UGA 25	6-75	1:47	TOUCHDOWN
4th	0:52	UGA 50	2-(2)	0:52	End of half

at Mississippi State

Qtr.	Time	Start	Pl-Yds	TOP	Result
1st	9:51	MST 46	3-54	1:09	TOUCHDOWN
1st	7:18	MST 25	11-57	4:14	FIELD GOAL
2nd	14:51	MST 25	8-75	3:22	TOUCHDOWN
2nd	10:41	LSU 35	4-(1)	2:05	Downs
2nd	7:02	MST 27	2-73	0:34	TOUCHDOWN
2nd	3:44	MST 20	3-38	1:34	Punt
2nd	0:17	MST 25	2-(2)	0:17	End of half
3rd	14:54	MST 28	8-67	2:53	FIELD GOAL
3rd	4:33	MST 25	9-50	3:10	Missed FG
4th	14:50	MST 25	3-0	0:26	Interception
4th	14:19	MST 25	11-41	3:49	Downs
4th	6:42	MST 16	3-39	1:13	Fumble
4th	1:16	MST 19	3-27	1:16	End of half

Florida

Qtr.	Time	Start	Pl-Yds	TOP	Result
1st	11:55	UF 13	14-60	7:27	FIELD GOAL
2nd	14:56	UF 25	3-6	2:19	Punt
2nd	11:00	UF 29	3-(10)	1:32	Punt
2nd	5:14	UF 25	9-38	4:00	Punt
3rd	14:53	UF 34	5-16	3:12	Punt
3rd	9:54	UF 11	12-46	6:24	Punt
3rd	2:14	UF 49	11-41	5:03	FIELD GOAL
4th	7:58	UF 25	13-30	4:07	Downs

LSU DRIVE CHARTS

at Ole Miss

Qtr.	Time	Start	Pl-Yds	TOP	Result
1st	14:04	LSU 19	8-38	4:37	Punt
1st	8:08	UM 38	1-0	0:07	Interception
1st	1:18	LSU 23	5-33	1:59	Punt
2nd	12:10	LSU 11	11-69	4:34	Interception
2nd	4:37	LSU 14	5-33	1:43	Interception
3rd	14:55	LSU 19	3-3	1:34	Punt
3rd	9:22	LSU 39	8-61	3:06	TOUCHDOWN
3rd	5:17	LSU 49	8-51	2:08	TOUCHDOWN
3rd	0:03	LSU 25	5-25	1:24	Punt
4th	13:39	UM 13	4-(10)	2:17	FIELD GOAL
4th	6:29	LSU 20	11-80	3:10	TOUCHDOWN
4th	0:00	LSU 33	0-0	0:00	End of Game

Furman

Qtr.	Time	Start	Pl-Yds	TOP	Result
1st	12:26	LSU 48	4-18	1:34	Interception
1st	10:52	LSU 25	4-75	1:05	TOUCHDOWN
1st	3:53	LSU 31	4-69	0:56	TOUCHDOWN
1st	0:05	LSU 38	5-62	1:31	TOUCHDOWN
2nd	6:40	LSU 32	8-54	2:33	Missed FG
2nd	0:00	LSU 26	0-2	0:00	Fumble
3rd	14:55	LSU 16	8-84	3:43	TOUCHDOWN
3rd	9:49	LSU 49	3-11	1:45	Interception
3rd	6:28	LSU 10	11-90	4:32	TOUCHDOWN
3rd	0:21	LSU 31	4-69	1:06	TOUCHDOWN
4th	12:01	LSU 17	6-83	2:51	TOUCHDOWN
4th	5:05	LSU 36	3-6	1:26	Punt
4th	1:23	LSU 39	3-21	1:23	End of Game

OPPONENT DRIVE CHARTS

at Ole Miss

Qtr.	Time	Start	Pl-Yds	TOP	Result
1st	15:00	UM 25	3-2	0:56	Punt
1st	9:27	UM 06	3-8	1:19	Punt
1st	8:01	UM 20	17-69	6:38	FIELD GOAL
2nd	14:19	UM 17	6-83	2:05	TOUCHDOWN
2nd	7:36	UM 20	6-30	2:59	Punt
2nd	2:54	UM 11	8-42	2:54	End of half
3rd	6:09	UM 24	3-27	0:52	Fumble
3rd	3:03	UM 24	7-76	3:00	TOUCHDOWN
4th	0:00	UM 10	0-3	0:00	Fumble
4th	11:22	UM 25	11-36	4:53	Missed FG
4th	3:15	UM 15	14-61	3:13	FIELD GOAL

Furman

Qtr.	Time	Start	Pl-Yds	TOP	Result
1st	15:00	FMN 35	5-2	2:34	Punt
1st	10:52	LSU 00	0-0	0:00	TOUCHDOWN
1st	9:47	FMN 25	13-46	5:50	FIELD GOAL
1st	2:52	FMN 25	6-6	2:47	Punt
2nd	13:34	FMN 25	13-61	6:46	FIELD GOAL
2nd	4:07	FMN 20	5-22	2:10	Punt
2nd	1:57	LSU 28	5-23	1:57	FIELD GOAL
3rd	11:12	FMN 25	3-8	1:23	Interception
3rd	8:04	FMN 36	3-3	1:36	Punt
3rd	1:56	FMN 25	3-3	1:35	Punt
4th	14:15	FMN 25	3-4	2:14	Punt
4th	9:04	FMN 19	5-17	3:59	Punt
4th	3:39	FMN 21	3-5	2:16	Punt

LSU SUPERLATIVES

Highs

Points Scored	59 vs. Mississippi State (10/5)
Total Yards	672 vs. Furman (10/26)
Rushing Yards	332 vs. Furman (10/26)
Rushing Attempts	48 vs. TCU (8/31)
Rushing TDs	6 vs. Miss. St. (10/5)
Passing Yards	372 vs. Georgia (9/28)
Passes Completed	25 vs. Miss. St. (10/5)
Passes Attempted	37 vs. Georgia (9/28)
Passing TDs	5 vs. UAB (9/7)
Passes Intercepted	3 vs. Ole Miss (10/19)
First Downs	27 vs. Miss. St. (10/5)
Penalties	11 vs. Kent St. (9/14)
Penalty Yards	86 vs. Kent St. (9/14)
Sacks	4 vs. Florida (10/12)

Lows

Points Scored	17 vs. Florida (10/12)
Total Yards	327 vs. Florida (10/12)
Rushing Yards	77 vs. Georgia (9/28)
Rushing Attempts	29 vs. Georgia (9/28)
Rushing TDs	2 (several) last vs. Ole Miss (10/19)
Passing Yards	152 vs. Florida (10/12)
Passes Completed	9 vs. Florida (10/12)
Passes Attempted	17 vs. Florida (10/12)
Passing TDs	0 vs. Florida (10/12)
Passes Intercepted	0 (several) last vs. Florida (10/12)
First Downs	16 vs. Auburn (9/21)
Penalties	2 vs. Ole Miss (10/19)
Penalty Yards	20 vs. Ole Miss (10/19)
Sacks	0 vs. Georgia (9/28)

Individual

All-Purpose Yds	331 by Odell Beckham Jr. vs. UAB (9/7)
Rushing Yards	184 by Jeremy Hill vs. Auburn (9/21)
Rushing Carries	25 by Jeremy Hill vs. Auburn (9/21)
Rushing TDs	3 (several) last by Kenny Hilliard vs. Miss. St. (10/5)
Longest Rush	69 by Jeremy Hill vs. Miss. St. (10/5)
Passing Yards	372 by Zach Mettenberger vs. Georgia (9/28)
Pass Completions	25 by Zach Mettenberger vs. Miss. St. (10/5)
Passing Attempts	37 by Zach Mettenberger vs. Georgia (9/28)
Passes Intercepted	3 by Zach Mettenberger vs. Ole Miss (10/19)
Passing TDs	5 by Zach Mettenberger vs. UAB (9/7)
Longest Pass	63 by Zach Mettenberger vs. Furman (10/26)
Receiving Yards	204 by Odell Beckham Jr. vs. Furman (10/26)
Receptions	10 by Jarvis Landry vs. Georgia (9/28)
Receiving TDs	3 by Odell Beckham Jr. vs. UAB (9/7)
Longest Reception	63 by Odell Beckham Jr. vs. Furman (10/26)
FG's Made	3 by Colby Delahoussaye vs. TCU (8/31)
FG's Attempted	3 by Colby Delahoussaye vs. TCU (8/31)
Longest FG Made	49 by Colby Delahoussaye vs. Georgia (9/28)
PAT's	8 (several) last by Cody Delahoussaye vs. Miss. St. (10/5)
Punts	6 by Jamie Keehn vs. Auburn (9/21)
Punts Average	46.5 by Jamie Keehn vs. Miss. St. (10/5)
Longest Punt	58 by Jamie Keehn vs. UAB (9/7)
Punt Return Yds	59 by Odell Beckham Jr. vs. UAB (9/7)
Longest Punt Ret.	59 by Odell Beckham Jr. vs. UAB (9/7)
KO Return Yards	175 by Odell Beckham Jr. vs. Georgia (9/28)
Longest KO Ret.	75 by Odell Beckham Jr. vs. TCU (8/31)
Total Tackles	14 by Kwon Alexander vs. Furman (10/26)
Tackles for Loss	2.0 (several) last Alexander and Dwayne Thomas vs. Furman (10/26)
Sacks	2.0 (several) last by Dwayne Thomas vs. Furman (10/26)
Interceptions	2 last by Loston and Mills vs. Auburn (9/21)
Int. Return Yards	40 by Tre'Davious White vs. Miss. St. (10/5)

OPPONENT SUPERLATIVES

Highs

Points Scored	44 by Georgia (9/28)
Total Yards	525 by Ole Miss (10/19)
Rushing Yards	216 by Miss. St. (10/5)
Rushing Attempts	52 by Auburn (9/21)
Rushing TDs	3 by Auburn (9/21)
Passing Yards	349 by Ole Miss (10/19)
Passes Completed	31 by Ole Miss (10/19)
Passes Attempted	41 by Ole Miss (10/19)
Passing TDs	4 by Georgia (9/28)
Passes Intercepted	1 (several) last by Furman (10/26)
First Downs	28 (several) last by Ole Miss (10/19)
Penalties	10 by Kent St. (9/14)
Penalty Yards	90 by Kent St. (9/14)
Sacks	4 by Georgia (9/28)

Lows

Points Scored	13 by Kent St. (9/14)
Total Yards	198 by Furman (10/26)
Rushing Yards	58 by Kent State (9/14)
Rushing Attempts	35 by Furman (10/26)
Rushing TDs	0 (several) last by Furman (10/26)
Passing Yards	106 by Furman (10/26)
Passes Completed	9 by UAB (9/7)
Passes Attempted	25 by UAB (9/7)
Passing TDs	0 (several) last by Furman (10/26)
Passes Intercepted	0 (several) last by Ole Miss (10/19)
First Downs	13 (several) last by Furman (10/26)
Penalties	3 by Furman (10/26)
Penalty Yards	18 by Furman (10/26)
Sacks	0 (several) last by Furman (10/26)

Individual

All-Purpose Yds	233 by B.J. Catalan for TCU (8/31)
Rushing Yards	132 by Tre Mason for Auburn (9/21)
Rushing Carries	26 by Tre Mason for Auburn (9/21)
Rushing TDs	3 by Todd Gurley for Georgia (9/28)
Longest Rush	32 by LaDarius Perkins for Miss. St. (10/5)
Passing Yards	346 by Bo Wallace for Ole Miss (10/19)
Pass Completions	30 by Bo Wallace for Ole Miss (10/19)
Passing Attempts	39 by Bo Wallace for Ole Miss (10/19)
Passes Intercepted	2 by Nick Marshall for Auburn (9/21)
Passing TDs	4 by Aaron Murray for Georgia (9/28)
Longest Pass	59 by Tyler Russell for Miss. St. (10/5)
Receiving Yards	139 by Sammie Coates for Auburn (9/21)
Receptions	7 (several) last by Logan and Treadwell for UM (10/19)
Receiving TDs	2 by Michael Bennett for Georgia (9/28)
Longest Reception	59 by De'Runnya Wilson for Miss. St. (10/5)
FG's Made	3 by Ray Early for Furman (10/26)
FG's Attempted	3 (several) last by Ray Early for Furman (10/26)
Longest FG Made	55 by Marshall Morgan for Georgia (9/28)
PAT's	5 by Marshall Morgan for Georgia (9/28)
Punts	8 by Ray Early for Furman (10/26)
Punts Average	48.5 by Collin Barber for Georgia (9/28)
Longest Punt	62 by Anthony Melchiori for Kent St. (9/14)
Punt Return Yds	5 by Quan Bray for Auburn (9/21)
Longest Punt Ret.	5 by Quan Bray for Auburn (9/21)
KO Return Yards	159 by B.J. Catalan for TCU (8/31)
Longest KO Ret.	100 by B.J. Catalan for TCU (8/31)
Total Tackles	15 by Jharvey-Clemons for Georgia (9/28)
Tackles for Loss	3.0 by Preston Smith for Miss. St. (10/5)
Sacks	2.0 by Preston Smith for Miss. St. (10/5)
Interceptions	1 (several) last by Carl Rider and Reggie Thomas for Furman (10/26)
Int. Return Yards	74 by Reggie Thomas for Furman (10/26)

Player Game-by-Game Statistics

PASSING

Zach Mettenberger	Att	Cmp	Int	Yds	TD	Lng
vs. TCU	32	16	0	251	1	44
UAB	19	16	0	282	5	49
Kent State	18	13	0	264	3	52
Auburn	22	14	1	229	1	32
at Georgia	37	23	0	372	3	48
at Mississippi State	29	25	1	340	2	33
Florida	17	9	0	152	0	30
at Ole Miss	33	19	3	274	1	34
Furman	24	16	2	328	3	63
at Alabama						
Texas A&M						
Arkansas						
TOTALS	231	151	7	2,492	19	63

Anthony Jennings	Att	Cmp	Int	Yds	TD	Lng
vs. TCU	0	0	0	0	0	0
UAB	1	1	0	11	0	11
Kent State	0	0	0	0	0	0
Auburn	--DNP--					
at Georgia	--DNP--					
at Mississippi State	--DNP--					
Florida	0	0	0	0	0	0
at Ole Miss	0	0	0	0	0	0
Furman	2	1	0	12	0	12
at Alabama						
Texas A&M						
Arkansas						
TOTALS	3	2	0	23	0	12

RUSHING

Alfred Blue	Att	Gn	Ls	Net	TD	Lng
vs. TCU	19	95	6	89	0	17
UAB	3	9	1	8	0	5
Kent State	10	56	0	56	0	11
Auburn	4	24	0	24	0	11
at Georgia	1	6	0	6	0	6
at Mississippi State	6	33	2	31	1	17
Florida	1	0	2	-2	0	0
at Ole Miss	1	3	0	3	0	3
Furman	4	24	0	24	0	13
at Alabama						
Texas A&M						
Arkansas						
TOTALS	49	250	11	239	1	17

Jeremy Hill	Att	Gn	Ls	Net	TD	Lng
vs. TCU	--DNP--					
UAB	6	50	0	50	1	15
Kent State	11	119	2	117	2	58
Auburn	25	191	7	184	3	54
at Georgia	21	90	4	86	1	16
at Mississippi State	16	157	0	157	2	69
Florida	19	121	0	121	0	26
at Ole Miss	16	64	0	64	1	7
Furman	14	143	0	143	2	55
at Alabama						
Texas A&M						
Arkansas						
TOTALS	128	935	13	922	12	69

Kenny Hilliard	Att	Gn	Ls	Net	TD	Lng
vs. TCU	4	8	0	8	0	4
UAB	11	54	0	54	1	14
Kent State	4	12	0	12	0	6
Auburn	4	12	0	12	0	7
at Georgia	4	11	0	11	1	4
at Mississippi State	6	45	6	39	3	34
Florida	6	31	3	28	0	9
at Ole Miss	11	58	0	58	1	12
Furman	8	48	0	48	0	11
at Alabama						
Texas A&M						
Arkansas						
TOTALS	58	279	9	270	6	34

Terrence Magee	Att	Gn	Ls	Net	TD	Lng
vs. TCU	13	95	0	95	2	52
UAB	4	9	2	7	0	4
Kent State	9	108	0	108	1	25
Auburn	3	9	0	9	0	3
at Georgia	3	9	3	6	0	5
at Mississippi State	6	19	1	18	0	13
Florida	2	8	0	8	0	5
at Ole Miss	3	17	0	17	0	10
Furman	7	111	3	108	2	39
at Alabama						
Texas A&M						
Arkansas						
TOTALS	50	385	9	376	5	52

J.C. Copeland	Att	Gn	Ls	Net	TD	Lng
vs. TCU	3	2	0	2	1	1
UAB	1	3	0	3	0	3
Kent State	0	0	0	0	0	0
Auburn	1	1	0	1	1	1
at Georgia	1	1	0	1	0	1
at Mississippi State	1	0	0	0	0	0
Florida	5	20	0	20	1	10
at Ole Miss	--DNP--					
Furman	--DNP--					
at Alabama						
Texas A&M						
Arkansas						
TOTALS	12	27	0	27	3	4

Zach Mettenberger	Att	Gn	Ls	Net	TD	Lng
vs. TCU	3	5	16	-11	0	5
UAB	3	17	0	17	0	10
Kent State	0	0	0	0	0	0
Auburn	4	0	7	-7	0	0
at Georgia	4	0	26	-26	0	0
at Mississippi State	3	0	21	-21	0	0
Florida	2	4	3	1	0	4
at Ole Miss	3	0	30	-30	0	0
Furman	0	0	0	0	0	0
at Alabama						
Texas A&M						
Arkansas						
TOTALS	22	26	103	-77	0	10

Anthony Jennings	Att	Gn	Ls	Net	TD	Lng
vs. TCU	1	2	0	2	0	2
UAB	2	4	15	-11	0	4
Kent State	1	17	0	17	0	17
Auburn	--DNP--					
at Georgia	--DNP--					
at Mississippi State	--DNP--					
Florida	2	4	0	4	1	3
at Ole Miss	1	2	0	2	0	2
Furman	3	9	0	9	0	3
at Alabama						
Texas A&M						
Arkansas						
TOTALS	10	38	15	23	1	17

Player Game-by-Game Statistics

RECEIVING

Odell Beckham Jr.	Rec	Yds	TD	Lng
vs. TCU	5	118	0	44
UAB	5	136	3	49
Kent State	5	76	1	22
Auburn	5	59	0	22
at Georgia	6	118	0	27
Mississippi State	9	179	2	33
Florida	2	47	0	25
at Ole Miss	5	72	0	26
Furman	6	204	2	63
at Alabama				
Texas A&M				
Arkansas				
TOTALS	48	1,009	8	63
Jarvis Landry	Rec	Yds	TD	Lng
vs. TCU	8	109	1	20
UAB	5	71	2	24
Kent State	4	66	2	31
Auburn	7	118	1	32
at Georgia	10	156	1	39
Mississippi State	8	96	0	26
Florida	4	58	0	29
at Ole Miss	7	121	1	34
Furman	5	87	0	27
at Alabama				
Texas A&M				
Arkansas				
TOTALS	58	882	8	39
Travis Dickson	Rec	Yds	TD	Lng
vs. TCU	--DNP--			
UAB	0	0	0	0
Kent State	1	28	0	28
Auburn	1	45	0	45
at Georgia	0	0	0	0
Mississippi State	1	6	0	6
Florida	0	0	0	0
at Ole Miss	1	22	0	22
Furman	0	0	0	0
at Alabama				
Texas A&M				
Arkansas				
TOTALS	4	101	0	45
Kadron Boone	Rec	Yds	TD	Lng
vs. TCU	1	13	0	13
UAB	0	0	0	0
Kent State	0	0	0	0
Auburn	0	0	0	0
at Georgia	2	52	2	48
Mississippi State	0	0	0	0
Florida	0	0	0	0
at Ole Miss	3	36	0	22
Furman	0	0	0	0
at Alabama				
Texas A&M				
Arkansas				
TOTALS	6	101	2	48
Travin Dural	Rec	Yds	TD	Lng
vs. TCU	1	8	0	8
UAB	1	13	0	13
Kent State	1	36	0	36
Auburn	0	0	0	0
at Georgia	0	0	0	0
Mississippi State	1	21	0	21
Florida	0	0	0	0
at Ole Miss	0	0	0	0
Furman	1	12	0	12
at Alabama				
Texas A&M				
Arkansas				
TOTALS	5	90	0	36

Alfred Blue	Rec	Yds	TD	Lng
vs. TCU	0	0	0	0
UAB	0	0	0	0
Kent State	0	0	0	0
Auburn	0	0	0	0
at Georgia	0	0	0	0
Mississippi State	2	19	0	12
Florida	0	0	0	0
at Ole Miss	0	0	0	0
Furman	1	22	0	22
at Alabama				
Texas A&M				
Arkansas				
TOTALS	3	41	0	22
Jeremy Hill	Rec	Yds	TD	Lng
vs. TCU	--DNP			
UAB	0	0	0	0
Kent State	0	0	0	0
Auburn	0	0	0	0
at Georgia	0	0	0	0
Mississippi State	4	44	0	23
Florida	3	13	0	18
at Ole Miss	1	30	0	30
Furman	1	0	0	0
at Alabama	0	0	0	0
Texas A&M				
Arkansas				
TOTALS	9	87	0	30
Kenny Hilliard	Rec	Yds	TD	Lng
vs. TCU	0	0	0	0
UAB	0	0	0	0
Kent State	0	0	0	0
Auburn	0	0	0	0
at Georgia	0	0	0	0
Mississippi State	0	0	0	0
Florida	1	0	0	0
at Ole Miss	0	0	0	0
Furman	0	0	0	0
at Alabama				
Texas A&M				
Arkansas				
TOTALS	0	0	0	0

Player Game-by-Game Statistics

RETURN YARDAGE

Odell Beckham Jr.	Kickoff Returns			Punt Returns		
	No.	Yds	Lng	No.	Yds	Lng
vs. TCU	4	136	75	0	0	0
UAB	1	21	21	3	59	60
Kent State	1	14	14	2	9	8
Auburn	1	19	19	1	10	10
at Georgia	7	175	33	1	-4	0
at Mississippi State	5	111	29	0	0	0
Florida	2	48	29	0	0	0
at Ole Miss	4	92	39	1	21	21
Furman	0	0	0	3	13	6
at Alabama						
Texas A&M						
Arkansas						
TOTALS	25	616	75	11	108	60

PUNTING

Jamie Keehn	No.	Yds	Avg	Lng	I-20
vs. TCU	3	119	39.7	48	1
UAB	4	171	42.8	58	1
Kent State	1	33	33.0	33	0
Auburn	6	229	38.2	53	3
at Georgia	2	86	43.0	44	1
at Mississippi State	2	93	46.5	49	0
Florida	3	111	37.0	45	2
at Ole Miss	4	131	32.8	40	3
Furman	1	37	37.0	37	0
at Alabama					
Texas A&M					
Arkansas					
TOTALS	26	1010	38.8	58	11

FIELD GOALS

Colby Delahoussaye	Made	Missed
vs. TCU	23, 28, 23	none
UAB	none	none
Kent State	25	none
Auburn	none	none
at Georgia	49, 39	none
at Mississippi State	29	none
Florida	31	none
at Ole Miss	41	none
Furman	none	31
at Alabama		
Texas A&M		
Arkansas		
TOTALS	9-10	

PLAYER DEFENSIVE GAME-BY-GAME STATISTICS

Tackles (UT-AT-TOT)	vs. TCU	UAB	KENT	AU	at UGA	at MSU	UF	at UM	Furman	at Bama	A&M	Ark.	TOTALS
Kwon Alexander	1-2-3	1-2-3	2-2-4	5-5-10	2-2-4	2-2-4	2-5-7	2-1-3	5-9-14				22-30-52
Jordan Allen	1-0-1	1-0-1	1-1-2	1-1-2	0-3-3	1-2-3	0-1-1	1-1-2	0-0-0				6-9-15
Lamin Barrow	1-1-2	2-5-7	0-2-2	0-11-11	1-7-8	2-4-6	4-9-13	4-4-8	1-6-7				15-49-64
Kendell Beckwith	0-1-1	0-2-2	1-1-2	0-1-1	0-1-1	1-0-1	1-0-1	1-0-1	0-0-0				4-6-10
Tashawn Bower	0-0-0	0-1-1	0-0-0	0-0-0	0-0-0	1-0-1	0-1-1	0-0-0	0-0-0				1-2-3
Jalen Collins	2-1-3	1-1-2	3-2-5	0-0-0	3-1-4	1-0-1	0-0-0	0-1-1	0-0-0				10-6-16
Micah Eugene	2-0-2	3-2-5	2-4-6	4-4-8	2-0-2	1-1-2	3-0-3	2-1-3	0-2-2				19-14-33
Ego Ferguson	3-1-4	1-3-4	1-7-8	2-3-5	0-1-1	3-0-3	1-5-6	4-3-7	1-3-4				16-26-42
Seth Fruge	0-0-0	0-0-0	1-0-1	1-2-3	0-0-0	0-0-0	0-0-0	0-0-0	0-0-0				2-2-4
Danielle Hunter	1-3-4	3-0-3	0-2-2	1-7-8	2-2-4	2-2-4	1-6-7	1-5-6	1-5-6				12-32-44
Rickey Jefferson	0-0-0	0-1-1	0-0-0	0-0-0	0-0-0	0-0-0	0-0-0	0-0-0	0-1-1				0-2-2
Anthony Johnson	3-1-4	1-1-2	1-2-3	0-4-4	0-3-3	4-1-5	1-2-3	1-1-2	1-0-1				12-15-27
Mickey Johnson	0-0-0	1-0-1	0-1-1	0-0-0	0-0-0	0-0-0	0-0-0	0-0-0	0-1-1				1-2-3
Deion Jones	0-0-0	0-2-2	1-2-3	1-2-3	0-0-0	0-0-0	0-0-0	0-0-0	0-2-2				2-8-10
Tahj Jones	0-0-0	0-2-2	2-1-3	1-0-1	0-0-0	0-0-0	0-0-0	0-0-0	0-0-0				3-3-6
Christian LaCouture	0-0-0	0-0-0	1-0-1	0-2-2	0-0-0	1-0-1	0-2-2	0-0-0	0-1-1				2-5-7
Craig Loston	4-1-5	0-0-0	0-0-0	2-6-8	4-2-6	0-0-0	4-5-9	2-1-3	0-0-0				16-15-31
Lamar Louis	0-0-0	1-6-7	0-1-1	0-1-1	2-0-2	1-0-1	0-1-1	5-1-6	2-2-4				11-12-23
Justin Maclin	0-0-0	0-1-1	0-0-0	0-0-0	0-0-0	0-0-0	0-0-0	0-0-0	0-1-1				0-2-2
Ronald Martin	2-2-4	1-4-5	4-1-5	0-0-0	3-4-7	1-3-4	0-0-0	8-4-12	0-0-0				19-18-37
Jalen Mills	5-0-5	1-0-1	2-1-3	3-2-5	0-0-0	2-0-2	3-2-5	4-2-6	4-3-7				24-10-34
Lewis Neal	0-0-0	0-4-4	0-3-3	0-0-0	0-0-0	0-0-0	0-0-0	0-0-0	0-0-0				0-7-7
Lorenzo Phillips	0-0-0	0-2-2	0-1-1	0-0-0	0-0-0	1-0-1	0-0-0	0-0-0	0-0-0				1-3-4
Jermauria Rasco	1-4-5	1-5-6	1-2-3	1-5-6	4-2-6	0-0-0	1-3-4	2-2-4	1-1-2				12-24-36
Duke Riley	0-0-0	0-0-0	0-1-1	0-1-1	0-0-0	0-0-0	0-0-0	0-1-1	0-0-0				0-3-3
Rashard Robinson	0-0-0	0-0-0	1-0-1	0-0-0	0-0-0	2-1-3	1-1-2	2-0-2	1-1-2				7-3-10
Dwayne Thomas	1-0-1	0-1-1	1-1-2	1-1-2	0-1-1	0-0-0	0-0-0	0-0-0	2-0-2				5-4-9
Quentin Thomas	0-0-0	1-3-4	0-0-0	0-0-0	0-0-0	1-1-2	0-0-0	0-0-0	0-2-2				2-6-8
Corey Thompson	0-0-0	0-1-1	2-1-3	1-4-5	1-1-2	4-2-6	2-5-7	0-0-0	2-3-5				12-17-29
D.J. Welter	1-1-2	2-1-3	1-0-1	4-4-8	1-8-9	3-2-5	1-4-5	3-4-7	1-6-7				17-30-47
Tre'Davious White	0-0-0	2-4-6	4-0-4	4-3-7	1-1-2	1-2-3	4-3-7	4-1-5	3-2-5				23-16-39

TFL-Yards	vs. TCU	UAB	KENT	AU	at UGA	at MSU	UF	at UM	Furman	at Bama	A&M	Ark.	TOTALS
Kwon Alexander	0-0	1.0-1	0-0	1.0-2	1.0-1	0-0	0.5-2	1.0-4	2.0-4				6.5-14
Jordan Allen	0-0	1.0-6	0-0	1.0-8	0-0	0-0	0-0	0-0	0-0				2.0-14
Lamin Barrow	0-0	0.5-2	0-0	0-0	0-0	1.5-8	1.0-8	0-0	0-0				3.0-18
Kendell Beckwith	0-0	0-0	0-0	0-0	0-0	0-0	1.0-8	0-0	0-0				1.0-8
Micah Eugene	0-0	1.0-2	0-0	0-0	0-0	0-0	1.0-11	1.0-3	0-0				3.0-16
Ego Ferguson	1.0-1	0-0	1.5-15	0-0	0-0	0-0	0-0	1.0-1	0-0				3.5-17
Danielle Hunter	1.5-6	0-0	0-0	0-0	0-0	0-0	1.0-1	0.5-2	1.0-5				4.0-14
Rickey Jefferson	0-0	0-0	0-0	0-0	0-0	0-0	0-0	0-0	0.5-1				0.5-1
Anthony Johnson	1.0-4	0-0	1.5-6	0-0	0-0	2.0-8	1.0-9	0-0	1.0-5				6.5-32
Christian LaCouture	0-0	0-0	0-0	0-0	0-0	1.0-2	0-0	0-0	0-0				1.0-2
Jalen Mills	0-0	0-0	0-0	0-0	0-0	0-0	1.5-13	2.0-9	0-0				3.5-22
Lewis Neal	0-0	0.5-2	0-0	0-0	0-0	0-0	0-0	0-0	0-0				0.5-2
Jermauria Rasco	0.5-4	1.0-4	0-0	0-0	1.0-3	0.5-1	0.5-1	0.5-3	0-0				4.0-16
Duke Riley	0-0	0-0	0-0	0.5-8	0-0	0-0	0-0	0-0	0-0				0.5-8
Rashard Robinson	0-0	0-0	0-0	0-0	0-0	0-0	0-0	0-0	0.5-0				0.5-0
Dwayne Thomas	0-0	0-0	1.0-1	0-0	0-0	0-0	0-0	0-0	2.0-11				3.0-12
Quentin Thomas	0-0	0-0	0-0	0-0	0-0	0-0	0-0	0-0	0.5-3				0.5-3
Corey Thompson	0-0	0-0	0-0	0.5-8	0-0	0-0	0-0	0-0	0-0				0.5-8
D.J. Welter	0-0	0-0	1.0-5	1.0-1	0-0	0-0	0-0	0-0	0.5-1				2.5-7
Tre'Davious White	0-0	0-0	1.0-1	0-0	0-0	0-0	0.5-1	1.0-1	0-0				2.5-3

Sacks-Yards	vs. TCU	UAB	KENT	AU	at UGA	at MSU	UF	at UM	Furman	at Bama	A&M	Ark.	TOTALS
Jordan Allen	0-0	1.0-6	0-0	1.0-8	0-0	0-0	0-0	0-0	0-0				2.0-14
Lamin Barrow	0-0	0.5-2	0-0	0-0	0-0	1.0-7	0-0	0-0	0-0				1.5-9
Kendell Beckwith	0-0	0-0	0-0	0-0	0-0	0-0	1.0-8	0-0	0-0				1.0-8
Micah Eugene	0-0	0-0	0-0	0-0	0-0	0-0	1.0-11	0-0	0-0				1.0-11
Ego Ferguson	0-0	0-0	1.0-15	0-0	0-0	0-0	0-0	0-0	0-0				1.0-15
Danielle Hunter	0.5-5	0-0	0-0	0-0	0-0	0-0	0-0	0.5-2	0-0				1.0-7
Anthony Johnson	0-0	0-0	0-0	0-0	0-0	1.0-5	1.0-9	0-0	1.0-5				3.0-19
Christian LaCouture	0-0	0-0	0-0	0-0	0-0	1.0-2	0-0	0-0	0-0				3.0-11
Jalen Mills	0-0	0-0	0-0	0-0	0-0	0-0	1.0-12	2.0-9	0-0				3.0-21
Lewis Neal	0-0	0.5-2	0-0	0-0	0-0	0-0	0-0	0-0	0-0				0.5-2
Jermauria Rasco	0.5-4	1.0-4	0-0	0-0	0-0	0-0	0-0	0.5-3	0-0				2.0-11
Dwayne Thomas	0-0	0-0	0-0	0-0	0-0	0-0	0-0	0-0	2.0-11				2.0-11
D.J. Welter	0-0	0-0	1.0-5	0-0	0-0	0-0	0-0	0-0	0-0				1.0-5

OFFENSIVE LINE SNAPS PLAYED

Player	vs. TCU	UAB	KENT	AU	at UGA	at MSU	UF	at UM	FURMAN	at Bama	A&M	Ark.	TOTALS
Vadal Alexander	87	48	56	71	77	72	60	68	n/a				539
Jonah Austin	0	9	10	1	0	0	0	DNP	n/a				20
Josh Boutte	1	9	0	DNP	DNP	DNP	0	0	n/a				10
La'El Collins	85	48	56	71	77	72	60	68	DNP				537
Hoko Fanaika	0	9	7	2	0	0	0	0	n/a				18
Jerald Hawkins	87	48	56	71	77	72	60	68	n/a				539
Ethan Pocic	DNP	9	7	DNP	DNP	DNP	DNP	1	n/a				17
Elliot Porter	87	48	56	71	77	72	60	67	DNP				538
Trai Turner	85	48	56	11	77	72	60	68	n/a				477
Evan Washington	5	9	7	58	DNP	0	DNP	0	n/a				79

OFFENSIVE LINE KNOCKDOWNS

Player	vs. TCU	UAB	KENT	AU	at UGA	at MSU	UF	at UM	FURMAN	at Bama	A&M	Ark.	TOTALS
Vadal Alexander	5	5	5	4	2	1	7	4	3				36
Jonah Austin	0	0	2	1	0	1	0	DNP	1				5
Josh Boutte	0	0	0	DNP	DNP	DNP	0	0	0				0
La'El Collins	2	3	4	4	4	5	6	6	DNP				35
Hoko Fanaika	0	0	1	0	0	0	0	0	1				2
Jerald Hawkins	1	1	7	3	2	1	5	1	0				21
Ethan Pocic	DNP	3	1	DNP	DNP	DNP	DNP	0	3				7
Elliot Porter	4	6	4	7	2	3	4	7	DNP				37
Trai Turner	4	0	2	1	2	5	5	8	6				33
Evan Washington	0	0	1	3	DNP	0	DNP	0	3				7

Game 1

#12/13 LSU

37

#20 TCU

27

F

Aug. 31, 2013
AT&T Stadium
Arlington, Texas
80,230

LSU

RUSHING	Att.	Gain	Lost	Net	TD	Long
Terrence Magee	13	95	0	95	2	52
Alfred Blue	19	95	6	89	0	17
Odell Beckham	2	18	0	18	0	17
Kenny Hilliard	4	8	0	8	0	4
Anthony Jennings	1	2	0	2	0	2
J.C. Copeland	3	2	0	2	1	1
Connor Neighbors	1	1	0	1	0	1
Team	2	0	7	-7	0	0
Zach Mettenberger	3	5	16	-11	0	5

PASSING	Att.	Comp	Int	Yds	TD	Long	Sacks
Zach Mettenberger	16	32	0	251	1	44	2

RECEIVING	No.	Yds.	TD	Long
Jarvis Landry	8	109	1	20
Odell Beckham Jr.	5	118	0	44
Kadron Boone	1	13	0	13
Travin Dural	1	8	0	8
Connor Neighbors	1	3	0	3

PUNTING	No.	Yds.	Avg.	Long	I20
Jamie Keehn	3	119	39.7	48	1

FIELD GOALS	Att.	Made	Long	KICKS
Cody Delahoussaye	3	3	28	Made 28, 23, 23

ALL RETURNS	Punts			Kickoffs			Intercepted		
	No.	Yds.	Lg.	No.	Yds.	Lg.	No.	Yds.	Lg.
Odell Beckham Jr.	0	0	0	4	136	75	0	0	0
Jalen Mills	0	0	0	0	0	0	1	-1	0

TCU

RUSHING	Att.	Gain	Lost	Net	TD	Long
B.J. Catalon	8	53	1	52	1	26
Waymon James	6	33	0	33	1	15
Casey Pachall	2	16	0	16	0	13
Trevone Boykin	10	32	19	13	0	9

PASSING	Att.	Comp	Int.	Yds.	TD	Long	Sacks
Casey Pachall	9	16	1	75	0	25	0
Trevonne Boykin	6	12	0	70	0	35	1

RECEIVING	No.	Yds.	TD	Long
Brandon Carter	4	44	0	25
B.J. Catalon	3	22	0	11
Josh Doctson	2	43	0	35
Deante Gray	2	10	0	6
David Porter	1	9	0	9
Ty Slania	1	8	0	8
Griffin Gilbert	1	7	0	7
Waymon James	1	2	0	2

PUNTING	No.	Yds.	Avg.	Long	I20
Ethan Perry	4	167	41.8	49	2

FIELD GOALS	Att.	Made	Long	KICKS
Jaden Oberkrom	2	2	39	Made 39, 21

ALL RETURNS	Punts			Kickoffs			Intercepted		
	No.	Yds.	Lg.	No.	Yds.	Lg.	No.	Yds.	Lg.
B.J. Catalon	0	0	0	4	159	100	0	0	0
Brandon Carter	0	0	0	1	10	12	0	0	0

No. 12 LSU Wins Cowboys Classic, 37-27

Zach Mettenberger connected on 16-of-32 passes for 251 yards and the LSU defense limited TCU to 249 total yards as the 12th-ranked Tigers opened 2013 with a 37-27 victory over the 20th-ranked Horned Frogs in the Cowboys Classic. LSU never trailed in the contest as the Tigers kicked a field goal on the opening possession of the game and then recovered a TCU fumble on the ensuing kickoff. LSU tacked on another field goal for a 6-0 advantage before TCU took an offensive snap. After TCU pulled to within 6-3, J.C. Copeland extended the lead to 13-3 on a 1-yard dive to cap a 7-play, 80-yard drive for the Tigers. However, TCU responded on the very next play, returning the kickoff 100 yards to cut the margin to 13-10. LSU tacked on a third first half field goal as time expired in the second quarter for a 16-10 lead at halftime. After a Jalen Mills interception on TCU's first play of the second half, LSU's Terrence Magee raced 52-yards for a TD to stretch the lead to 23-10. TCU hung around, scoring on its next possession to get back to within 23-17. Another Magee TD run, this time a 3-yarder, stretched the lead to 30-17 late in the third quarter. A defensive stop by the Tigers forced TCU to punt on its next possession, pinning LSU inside its 5-yard line. A miscue on the quarterback exchange on a handoff to Alfred Blue resulted in a fumble at LSU's own 6-yard line. TCU scored two plays later to cut the deficit to 30-24 with 13 minutes to play. TCU kicked a field goal midway through the fourth quarter to get to within 30-27; however Odell Beckham Jr. returned the ensuing kickoff 75 yards to setup a 20-yard TD pass from Mettenberger to Jarvis Landry that sealed the victory for the Tigers. Mettenberger engineered an LSU offense that racked up 80 plays, 26 first downs, 448 yards of offense (197 rushing, 251 passing), and held the ball for 36 minutes. Defensively, LSU limited TCU to 249 total yards (114 rushing, 145 passing) and only 54 total plays. Magee led LSU with 95 rushing yards, while Landry caught 8 passes for 109 yards and score and Beckham Jr. added five receptions for 118 yards. Beckham Jr. accounted for 272 all-purpose yards, the sixth-highest total in school history.

Scoring

LSU	6	10	14	7	-	37
TCU	3	7	7	10	-	27
LSU	9:29	1Q	Delahoussaye 23 yd FG			
LSU	8:29	1Q	Delahoussaye 28 yd FG			
TCU	2:14	1Q	Oberkrom 21 yd FG			
LSU	13:41	2Q	Copeland 1 yd run (Delahoussaye kick)			
TCU	13:26	2Q	Catalon 100 yd kickoff return (Oberkrom kick)			
LSU	00:00	2Q	Delahoussaye 23 yd FG			
LSU	13:11	3Q	Magee 52 yd run (Delahoussaye Kick)			
TCU	8:58	3Q	Catalon 26 yd run (Oberkrom Kick)			
LSU	2:49	3Q	Magee 3 yd run (Delahoussaye Kick)			
TCU	13:04	4Q	James 5 yd run (Oberkrom Kick)			
TCU	7:35	4Q	Oberkrom 39 yd fg			
LSU	6:09	4Q	Landry 20 yd pass from Mettenberger (Delahoussaye Kick)			

Team Stats

	TCU	LSU
FIRST DOWNS	13	26
RUSHING	7	9
PASSING	5	14
PENALTY	1	3
RUSHING ATTEMPTS	26	48
YARDS GAINED RUSHING	134	226
YARDS LOST RUSHING	20	29
NET YARDS RUSHING	114	197
NET YARDS PASSING	145	251
PASSES ATTEMPTED	28	32
PASSES COMPLETED	15	16
HAD INTERCEPTED	1	0
TOTAL OFFENSIVE PLAYS	54	80
TOTAL NET YARDS	259	448
AVERAGE GAIN PER PLAY	4.8	5.6
FUMBLES/LOST	3/1	1/1
PENALTIES/YARDS	9/55	7/42
INTERCEPTIONS/YARDS	0/0	1/-1
PUNTS/YARDS	4/167	3/119
AVERAGE PER PUNT	41.8	39.7
PUNT RETURNS/YARDS	0/0	0/0
KICKOFF RETURNS/YARDS	5/169	4/136
POSSESSION TIME	23:59	36:01
THIRD-DOWN CONVERSIONS	7/13	13/19
FOURTH-DOWN CONVERSIONS	0/0	0/0
SACKS BY	2/16	1/9

Game 2

UAB 17
#9/11 LSU 56

Sept. 7, 2013
Tiger Stadium
Baton Rouge, La.
90,037

LSU

RUSHING	Att.	Gain	Lost	Net	TD	Long
Kenny Hilliard	11	54	0	54	1	14
Jeremy Hill	6	50	0	50	1	15
Zach Mettenberger	3	17	0	17	0	10
Odell Beckham Jr.	1	15	0	15	0	15
Jeryl Brazil	2	10	0	10	0	9
Alfred Blue	3	9	1	8	0	5
Terrence Magee	4	9	2	7	0	4
J.C. Copeland	1	3	0	3	0	3
TEAM	1	0	1	-1	0	0
Anthony Jennings	2	4	15	-11	0	4

PASSING	Att.	Comp	Int	Yds	TD	Long	Sacks
Zach Mettenberger	16	19	0	282	5	49	0
Anthony Jennings	1	1	0	11	0	11	0

RECEIVING	No.	Yds.	TD	Long
Odell Beckham Jr.	5	136	3	49
Jarvis Landry	5	71	2	24
Connor Neighbors	1	16	0	16
Terrence Magee	1	15	0	15
DeSean Smith	1	14	0	14
Travin Dural	1	13	0	13
J.C. Copeland	1	12	0	12
Quantavius Leslie	1	11	0	11
Dillon Gordan	1	5	0	5

PUNTING	No.	Yds.	Avg.	Long	I20
Jamie Keehn	4	171	42.8	58	1

ALL RETURNS	Punts			Kickoffs			Intercepted		
	No.	Yds.	Lg.	No.	Yds.	Lg.	No.	Yds.	Lg.
Odell Beckham	3	59	60	1	21	21	0	0	0

UAB

RUSHING	Att.	Gain	Lost	Net	TD	Long
Darrin Reaves	14	84	0	84	1	24
Jordan Howard	14	60	0	60	0	15
Greg Franklin	9	31	1	30	0	11
Darius Powell	1	5	0	5	0	5
Santonio Jones	1	1	0	1	0	1
Jonathan Perry	1	0	6	-6	0	0
Austin Borwn	1	0	14	-14	0	0

PASSING	Att.	Comp	Int.	Yds.	TD	Long	Sacks
Austin Brown	9	24	0	136	1	41	3
TEAM	0	1	0	0	0	0	0

RECEIVING	No.	Yds.	TD	Long
Jamarcus Nelson	3	42	1	41
Jordan Howard	1	44	0	33
Darrin Reaves	2	25	0	13
Kennard Backman	1	13	0	13
Greg Franklin	1	12	0	12

PUNTING	No.	Yds.	Avg.	Long	I20
Ty Long	5	196	39.2	46	1
Hunter Mullins	3	135	45.0	53	1

FIELD GOALS	Att.	Made	Long	KICKS
Ty Long	1	2	24	Made 24, Missed 59

ALL RETURNS	Punts			Kickoffs			Intercepted		
	No.	Yds.	Lg.	No.	Yds.	Lg.	No.	Yds.	Lg.
Jamarcus Nelson	1	2	2	1	9	9	0	0	0

Mettenberger Fires Five TDs as LSU Rolls Past UAB, 56-17

Zach Mettenberger threw for a school-record five TD passes and **Odell Beckham Jr.** scored four touchdowns and racked up 331 all-purpose yards as No. 9/11 LSU rolled past UAB, 56-17, in the home-opener for the Tigers. LSU never trailed in the contest as the Tigers raced out to a 21-0 lead after the first quarter thanks to pair of Mettenberger-to-Beckham TD passes followed by a 1-yard run by **Kenny Hilliard**. LSU, which scored touchdowns on five straight first half possessions, extended the advantage to 28-0 on a 3-yard TD run by **Jeremy Hill** early in the second quarter. UAB scored 17 points in the second quarter to get to within 35-17 at halftime. Beckham scored his third TD of the game on a 27-yard pass from Mettenberger to open the third quarter for the Tigers, stretching the lead to 42-17. A Mettenberger-to-**Jarvis Landry** 14-yard TD pass midway through the third quarter increased the lead to 49-17 and broke the school's single-game touchdown pass record in the process. **Beckham Jr.** capped the scoring for the Tigers with a school-record 100-yard return of a missed 59-yard field goal by UAB to run the advantage to 56-17. The 100-yard return was the first of its kind in LSU history and pushed Beckham's all-purpose yardage to 331, the third-highest total in school history. For the game, LSU piled up 445 total yards (152 rushing, 293 passing), while limiting UAB to 296 total yards (160 rushing, 136 passing). Mettenberger hit on 16-of-19 passes for 282 yards and five scores with Beckham Jr. (5 for 136, 3 TDs) and Landry (5 for 71, 2 TDs) being the top targets. A total of nine players caught at least one pass for the Tigers. Hilliard led LSU in rushing with 54 yards on 11 carries, while Hill added 50 yards on six attempts. **Lamin Barrow** and **Lamar Louis** led the LSU defense with seven tackles apiece, while **Jermauria Rasco** had six tackles, two quarterback hurries and a sack.

Scoring

UAB	0	17	0	0	- 17
LSU	21	14	21	0	- 56

LSU	6:13	1Q	Beckham Jr. 29 pass from Mettenberger (Delahoussaye Kick)
LSU	2:29	1Q	Beckham Jr. 22 pass from Mettenberger (Delahoussaye Kick)
LSU	00:00	1Q	Hilliard 1 yd run (Delahoussaye Kick)
LSU	14:20	2Q	Hill 3 yd run (Delahoussaye Kick)
UAB	11:11	2Q	Reaves 11 yd run (Long Kick)
LSU	8:01	2Q	Landry 24 pass from Mettenberger (Delahoussaye Kick)
UAB	5:19	2Q	Nelson 41 pass from Brown (Long Kick)
UAB	00:00	2Q	Long 24 yd fg
LSU	12:02	3Q	Beckham Jr. 27 pass from Mettenberger (Delahoussaye Kick)
LSU	6:16	3Q	Landry 14 pass from Mettenberger (Delahoussaye Kick)
LSU	2:11	3Q	Beckham Jr. 100 yd missed FG return (Delahoussaye Kick)

Team Stats

	UAB	LSU
FIRST DOWNS	17	22
RUSHING	8	9
PASSING	7	11
PENALTY	2	2
RUSHING ATTEMPTS	43	34
YARDS GAINED RUSHING	181	171
YARDS LOST RUSHING	21	19
NET YARDS RUSHING	160	152
NET YARDS PASSING	136	293
PASSES ATTEMPTED	25	20
PASSES COMPLETED	9	17
HAD INTERCEPTED	0	0
TOTAL OFFENSIVE PLAYS	68	54
TOTAL NET YARDS	296	445
AVERAGE GAIN PER PLAY	4.4	8.2
FUMBLES/LOST	1/1	2/1
PENALTIES/YARDS	5/35	5/45
INTERCEPTIONS/YARDS	0/0	0/0
PUNTS/YARDS	8/331	4/171
AVERAGE PER PUNT	41.4	42.8
PUNT RETURNS/YARDS	1/2	3/59
KICKOFF RETURNS/YARDS	1/9	1/21
POSSESSION TIME	33:30	26:30
THIRD-DOWN CONVERSIONS	5/16	4/8
FOURTH-DOWN CONVERSIONS	1/2	0/0
SACKS BY	0/0	3/14

Game 3

Kent State	13
#8 LSU	45
	F

Sept. 14, 2013
Tiger Stadium
Baton Rouge, La.
89,113

LSU

RUSHING	Att.	Gain	Lost	Net	TD	Long
Jeremy Hill	11	119	2	117	2	58
Terrence Magee	9	108	0	108	1	25
Alfred Blue	10	56	0	56	0	11
Anthony Jennings	1	17	0	17	0	17
Kenny Hilliard	4	12	0	12	0	6
Team	2	0	3	-3	0	0

PASSING	Att.	Comp	Int	Yds	TD	Long	Sacks
Zach Mettenberger	13	18	0	264	3	52	0

RECEIVING	No.	Yds.	TD	Long
Odell Beckham Jr.	5	76	1	22
Jarvis Landry	4	66	2	31
Connor Neighbors	1	52	0	52
Travin Dural	1	36	0	36
Travis Dickson	1	28	0	28
J.C. Copeland	1	6	0	6

PUNTING	No.	Yds.	Avg.	Long	I20
Jamie Keehn	1	33	33.0	33	0

FIELD GOALS	Att.	Made	Long	KICKS
Cody Delahoussaye	1	1	25	Made 25

Punts			Kickoffs			Intercepted		
No.	Yds.	Lg.	No.	Yds.	Lg.	No.	Yds.	Lg.
Travin Dural	2	3	5	0	0	0	0	0
Odell Beckham Jr.	2	9	8	1	14	14	0	0

Kent State

RUSHING	Att.	Gain	Lost	Net	TD	Long
Trayion Durham	18	41	5	36	0	6
Anthony Meray	5	18	1	17	0	8
Colin Rearon	8	30	20	10	1	14
Team	1	0	5	-5	0	0

PASSING	Att.	Comp	Int.	Yds.	TD	Long	Sacks
Colin Reardon	20	29	0	190	0	25	2

RECEIVING	No.	Yds.	TD	Long
Ernest Calhoun	4	24	0	7
Josh Boyle	3	53	0	25
Chris Humphrey	3	14	0	16
Tyshon Goode	2	21	0	12
Trayion Durham	2	17	0	15
Casey Pierce	2	11	0	9
Tim Erjavec	1	19	0	19
Anthony Meray	1	13	0	13
William Wood	1	11	0	11
Dri Archer	1	7	0	7

PUNTING	No.	Yds.	Avg.	Long	I20
Anthony Melchiori	6	235	39.2	62	2

FIELD GOALS	Att.	Made	Long	KICKS
Anthony Melchiori	2	3	37	Made 36, Made 37, Missed 48

Punts			Kickoffs			Intercepted		
No.	Yds.	Lg.	No.	Yds.	Lg.	No.	Yds.	Lg.
Darius Polk	0	0	0	1	14	14	0	0
Ernest Calhoun	0	0	0	2	43	23	0	0

No. 8 LSU Runs Past Kent State, 45-13

LSU racked up a season-high 571 total yards, including 307 on the ground, as the eighth-ranked Tigers jumped out to a 21-0 first quarter lead and never trailed in a 45-13 win over Kent State in Tiger Stadium. LSU improved to 3-0 with the win and ran the nation's longest non-conference regular-season winning streak to 44. LSU also ran its record to 34-0 under Les Miles in non-conference regular-season games. LSU scored on its first five possessions as the Tigers built a 31-10 lead at halftime. **Jeremy Hill** scored on runs of 58 and 12 yards in the first quarter, while **Jarvis Landry** caught first half TD passes of 21 and 31 yards for Zach Mettenberger. **Colby Delahoussaye** added a 25-yard field goal as the Tigers built a 31-10 lead at halftime. **Odell Beckham Jr.** scored on a 5-yard pass from Mettenberger to open the fourth quarter and **Terrence Magee** added a 12-yard TD run to cap the scoring for the Tigers. Hill led LSU with 117 rushing yards and a pair of TDs, while Magee had his first career 100-yard game with 108 yards and a score. Mettenberger connected on 13-of-18 passes for 264 yards and three TDs. For the game, the Tigers averaged 10.4 yards per play, the second-highest single-game total in school history. Defensively, LSU limited Kent State to 248 total yards (58 rushing, 190 passing). **Ego Ferguson** led the Tigers with 8 tackles, 1.5 tackles for loss and a sack.

Scoring

Kent State	0	10	3	0	- 13
LSU	21	10	0	14	- 45

LSU	12:19	1Q	Hill 58 yd run (Delahoussaye Kick)
LSU	8:16	1Q	Landry 21 yd pass from Mettenberger (Delahoussaye Kick)
LSU	2:36	1Q	Hill 12 yd run (Delahoussaye Kick)
KSU	12:59	2Q	Reardon 2 yd run (Melchiori Kick)
LSU	10:03	2Q	Delahoussaye 25 yd fg
LSU	4:14	2Q	Landry 31 yd pass from Mettenberger (Delahoussaye Kick)
KSU	0:17	2Q	Melchiori 37 yd fg
KSU	3:16	3Q	Melchiori 36 yd fg
LSU	14:55	4Q	Beckham Jr. 5 pass from Mettenberger (Delahoussaye Kick)
LSU	10:44	4Q	Magee 12 yd run

Team Stats

	KSU	LSU
FIRST DOWNS	16	26
RUSHING	4	14
PASSING	11	10
PENALTY	1	2
RUSHING ATTEMPTS	32	37
YARDS GAINED RUSHING	89	312
YARDS LOST RUSHING	31	5
NET YARDS RUSHING	58	307
NET YARDS PASSING	190	264
PASSES ATTEMPTED	29	18
PASSES COMPLETED	20	13
HAD INTERCEPTED	0	0
TOTAL OFFENSIVE PLAYS	61	55
TOTAL NET YARDS	248	571
AVERAGE GAIN PER PLAY	4.1	10.4
FUMBLES/LOST	2-0	1-1
PENALTIES/YARDS	10/90	11/86
INTERCEPTIONS/YARDS	0/0	0/0
PUNTS/YARDS	6/235	1/33
AVERAGE PER PUNT	39.2	33
PUNT RETURNS/YARDS	0/0	4/12
KICKOFF RETURNS/YARDS	3/57	1/14
POSSESSION TIME	34:23	25:37
THIRD-DOWN CONVERSIONS	4/14	4/6
FOURTH-DOWN CONVERSIONS	1/1	0/0
SACKS BY	0/0	2/20

Game 4

Auburn	21
#6/7 LSU	35
	F

Sept. 21, 2013
Tiger Stadium
Baton Rouge, La.
92,638

LSU

RUSHING	Att.	Gain	Lost	Net	TD	Long
Jeremy Hill	25	191	7	184	3	54
Alfred Blue	4	24	0	24	0	11
Kenny Hilliard	4	12	0	12	0	7
Terrence Magee	3	9	0	9	0	3
Seth Fruge	1	8	0	8	0	8
J.C. Copeland	1	1	0	1	1	1
Team	2	0	3	-3	0	0
Zach Mettenberger	4	0	7	-7	0	0

PASSING	Att.	Comp	Int	Yds	TD	Long	Sacks
Zach Mettenberger	14	22	1	229	1	45	2

RECEIVING	No.	Yds.	TD	Long
Jarvis Landry	7	118	1	32
Odell Beckham Jr.	5	59	0	22
Travis Dickson	1	45	0	45
J.C. Copeland	1	7	0	7

PUNTING	No.	Yds.	Avg.	Long	I20
Jamie Keehn	6	229	38.2	53	3

FIELD GOALS	Att.	Made	Long	KICKS
none				

ALL RETURNS	Punts			Kickoffs			Intercepted		
	No.	Yds.	Lg.	No.	Yds.	Lg.	No.	Yds.	Lg.
Odell Bekcham Jr.	1	10	10	1	19	19	0	0	0
Craig Loston	0	0	0	0	0	0	1	5	5
Jalen Mills	0	0	0	0	0	0	1	-5	0

Auburn

RUSHING	Att.	Gain	Lost	Net	TD	Long
Tre Mason	26	134	2	132	2	17
Nick Marshall	14	56	10	46	0	15
Cameron Artis-Payne	7	51	0	41	1	12
Corey Grant	2	9	0	9	0	7
Ricardo Louis	1	2	0	2	0	2
Kiehl Frazier	1	0	1	-1	0	0
Steven Clark	1	0	16	-16	0	0

PASSING	Att.	Comp	Int.	Yds.	TD	Long	Sacks
Nick Marshall	33	17	2	224	0	52	1

RECEIVING	No.	Yds.	TD	Long
Ricardo Louis	5	24	0	9
Sammie Coates	4	139	0	52
Tony Stevens	2	21	0	12
Marcus Davis	2	21	0	11
Tre Mason	2	13	0	8
Quan Bray	1	6	0	6
Trovon Reed	1	0	0	0

PUNTING	No.	Yds.	Avg.	Long	I20
Steven Clark	6	261	43.5	54	1

FIELD GOALS	Att.	Made	Long	KICKS
none				

Punts			Kickoffs			Intercepted		
No.	Yds.	Lg.	No.	Yds.	Lg.	No.	Yds.	Lg.
Quan Bray	5	5	5	0	0	0	0	0
Tre Mason	0	0	0	1	14	14	0	0
Jermaine Whitehead	0	0	0	0	0	0	1	0

Hill Carries LSU Past Auburn In SEC Opener, 35-21

Jeremy Hill rushed for a career-high 184 yards as the No. 6/7 Tigers raced out to a 21-0 lead and then held off a late Auburn rally for a 35-21 victory in a rain-soaked Tiger Stadium. For the fourth straight game, LSU scored first as the Tigers took a 7-0 lead on their first possession of the game when Hill raced 49-yards for a TD on LSU's third play of the game. Auburn's punter muffed the snap on its next possession, giving LSU the ball at the Auburn 10-yard line. One play later, Hill scampered 10 yards for the score and a 14-0 LSU advantage. LSU stretched the lead to 21-0 after a 54-yard run by Hill setup a 1-yard scoring plunge by fullback **J.C. Copeland** early in the second quarter. The score remained that way until early in the third quarter when Auburn got its first points following a **Zach Mettenberger** interception. LSU answered the Auburn TD with a 7-play, 75-yard drive capped on a 6-yard run by Hill, extending the cushion back to three touchdowns at 28-7. Auburn pulled to within 28-14 on a 10-play, 94-yard drive. However, LSU answered again, this time going 81 yards on 7 plays capped with a Mettenberger 32-yard TD toss to **Jarvis Landry** to extend the margin to 35-14. Auburn scored midway through the fourth quarter on pull to within 35-21, however, LSU's defense came up with an interception and then stopped Auburn on downs on its final two possessions to clinch the victory. For the game, LSU racked up 457 total yards (228 rushing, 229 passing). Mettenberger connected on 14-of-22 passes for 229 yards, one TD and an interception, his first of the year. Landry led the Tigers with seven receptions for 118 yards and a score. Defensively, LB **D.J. Welter** and LB **Lamin Barrow** each had 11 tackles to pace the Tigers.

Scoring

Auburn	0	0	14	7	- 21
LSU	14	7	7	7	- 35

LSU	11:16	1Q	Hill 49 yd run (Delahoussaye Kick)
LSU	9:56	1Q	Hill 10 yd run (Delahoussaye Kick)
LSU	12:34	2Q	Copeland 1 yd run (Delahoussaye Kick)
AU	12:39	3Q	Mason 2 yd run (Parkey Kick)
LSU	10:08	3Q	Hill 6 yd run (Delahoussaye Kick)
AU	3:00	3Q	Mason 2 yd run (Parkey Kick)
LSU	14:52	4Q	Landry 32 yd pass from Mettenberger (Delahoussaye Kick)
AU	6:33	4Q	Artis-Payne 12 yd run (Parkey Kick)

Team Stats

	Auburn	LSU
FIRST DOWNS	21	16
RUSHING	11	5
PASSING	9	9
PENALTY	1	2
RUSHING ATTEMPTS	52	44
YARDS GAINED RUSHING	242	245
YARDS LOST RUSHING	29	17
NET YARDS RUSHING	213	228
NET YARDS PASSING	224	229
PASSES ATTEMPTED	33	22
PASSES COMPLETED	17	14
HAD INTERCEPTED	2	1
TOTAL OFFENSIVE PLAYS	85	66
TOTAL NET YARDS	437	457
AVERAGE GAIN PER PLAY	5.1	6.9
FUMBLES/LOST	3/1	2/1
PENALTIES/YARDS	5/44	10/85
INTERCEPTIONS/YARDS	1/0	2/0
PUNTS/YARDS	6/261	6/229
AVERAGE PER PUNT	43.5	38.2
PUNT RETURNS/YARDS	5/5	0/0
KICKOFF RETURNS/YARDS	1/14	1/19
POSSESSION TIME	30:49	20:11
THIRD-DOWN CONVERSIONS	6/17	5/13
FOURTH-DOWN CONVERSIONS	1/5	0/1
SACKS BY	2/6	1/8

Game 5

#6 LSU	41
#9/10 Georgia	44
	F

Sept. 28, 2013
Sanford Stadium
Athens, Ga.
92,746

LSU

RUSHING	Att.	Gain	Lost	Net	TD	Long
Jeremy Hill	21	90	4	86	1	16
Kenny Hilliard	4	11	0	11	1	4
Alfred Blue	1	6	0	6	0	6
Terrence Magee	3	9	3	6	0	5
J.C. Copeland	1	1	0	1	0	1
Zach Mettenberger	4	0	26	-26	0	0

PASSING	Att.	Comp	Int	Yds	TD	Long	Sacks
Zach Mettenberger	23	37	0	372	3	48	4

RECEIVING	No.	Yds.	TD	Long
Jarvis Landry	10	156	1	39
Odell Beckham Jr.	6	118	0	27
Jeremy Hill	4	44	0	23
Kadron Boone	2	52	2	48
Terrence Magee	1	2	0	2

PUNTING	No.	Yds.	Avg.	Long	I20
Jamie Keehn	2	86	43.0	44	1

FIELD GOALS	Att.	Made	Long	KICKS
Colby Delahoussaye	2	2	49	Made 49, 39

ALL RETURNS	Punts			Kickoffs			Intercepted		
	No.	Yds.	Lg.	No.	Yds.	Lg.	No.	Yds.	Lg.
Odell Beckham Jr.	1	-4	0	7	175	33	0	0	0
Anthony Johnson	0	0	0	0	0	0	1	4	4

Georgia

RUSHING	Att.	Gain	Lost	Net	TD	Long
Keith Marshall	20	97	1	96	0	19
Todd Gurley	8	76	3	73	0	23
J.J. Green	1	18	0	18	0	18
Aaron Murray	3	12	3	9	1	11
Brendan Douglas	2	2	0	2	0	2

PASSING	Att.	Comp	Int.	Yds.	TD	Long	Sacks
Aaron Murray	20	34	1	298	4	33	0

RECEIVING	No.	Yds.	TD	Long
Chris Conley	5	112	1	33
J. Scott-Wesley	4	55	1	25
Arthur Lynch	3	40	0	21
Michael Bennett	3	38	2	21
Reggie Davis	1	24	0	24
Todd Gurley	1	13	0	13
Rhett McGowan	1	10	0	10
Jay Rome	1	6	0	6
Keith Marshall	1	0	0	0

PUNTING	No.	Yds.	Avg.	Long	I20
Collin Barber	2	97	48.5	49	0

FIELD GOALS	Att.	Made	Long	KICKS
Marshall Morgan	3	3	55	Made 25, 38, 55

ALL RETURNS	Punts			Kickoffs			Intercepted		
	No.	Yds.	Lg.	No.	Yds.	Lg.	No.	Yds.	Lg.
Reggie Davis	0	0	0	3	51	19	0	0	0
Kyle Karempelis	0	0	0	1	23	23	0	0	0

Mettenberger and Tigers Come Up Short In Shoot-Out With No. 9 Georgia, 44-41

Zach Mettenberger threw for a career-high 372 yards and three TDs but LSU's last-minute chance at a comeback came up short as the sixth-ranked Tigers dropped a 44-41 road decision to No. 9 Georgia. In a game that featured five ties, five lead changes and with neither team leading by more than a touchdown at any point in the contest, LSU looked in position to win the game by taking a 41-37 advantage on an 8-yard run by **Jeremy Hill** with just over four minutes remaining. Georgia responded, going 75 yards on six plays to regain the lead at 44-41 on a 25-yard TD pass with 1:47 left in the contest setting up one last chance for Mettenberger and the Tigers. After a first down that got the Tigers their own 35-yard line, LSU turned the ball over on downs following four straight incompletions and Georgia ran out the clock for the victory. The game went back-and-forth from the start as Georgia scored on its first possession to take a 7-0 lead. LSU tied the game at 7-7 on its next possession starting a see-saw battle that had the teams tied at 14-14 at the end of the first quarter. Georgia led 24-17 at halftime as the scored on a 1-yard run with 20 seconds left in the second quarter. Down 27-20 in the third quarter, Mettenberger connected with **Jarvis Landry** on a 39-yard pass to tie the game at 27-27 late in the third quarter. **Kenny Hilliard** tied the contest at 34-34 on a 2-yard run early in the fourth quarter, but the Bulldogs answered with a 38-yard field goal just four minutes later to regain the lead at 37-34 with 8:09 to go. Mettenberger then guided LSU on a 75-yard, 8-play drive capped with Hill's 8-yard TD run that put the Tigers up 41-37 with four minutes to play. For the game, Mettenberger connected on 23-of-37 passes for 372 yards and three scores. Landry led LSU with 10 catches for 156 yards, while **Odell Beckham Jr.** had six receptions for 118 yards. Hill rushed for 86 yards and a TD for the Tigers. The 41 points marked the most by an LSU team in a loss in a regulation game in school history.

Scoring

LSU	14	3	10	14	- 41
Georgia	14	10	10	10	- 44
UGA	11:40	1Q	Bennett 5 yd pass from Murray (Morgan Kick)		
LSU	8:52	1Q	Boone 48 yd pass from Mettenberger (Delahoussaye Kick)		
LSU	2:51	1Q	Boone 2 yd pass from Mettenberger (Delahoussaye Kick)		
UGA	00:55	1Q	Conley 25 yd pass from Murray (Morgan Kick)		
UGA	8:16	2Q	Morgan 24 yd fg		
LSU	3:51	2Q	Delahoussaye 49 yd fg		
UGA	00:20	2Q	Murray 1 yd run (Morgan Kick)		
LSU	9:50	3Q	Delahoussaye 39 yd fg		
UGA	6:42	3Q	Morgan 55 yd fg		
LSU	3:40	3Q	Landry 39 yd pass from Mettenberger (Delahoussaye Kick)		
UGA	1:33	3Q	Bennett 21 yd pass from Murray (Morgan Kick)		
LSU	12:17	4Q	Hilliard 2 yd run (Delahoussaye Kick)		
UGA	8:09	4Q	Morgan 38 yd fg		
LSU	4:14	4Q	Hill 8 yd run (Delahoussaye Kick)		
UGA	1:47	4Q	Scott-Wesley 25 yd pass from Murray (Morgan Kick)		

Team Stats

	LSU	UGA
FIRST DOWNS	22	28
RUSHING	5	10
PASSING	17	16
PENALTY	0	2
RUSHING ATTEMPTS	36	36
YARDS GAINED RUSHING	117	205
YARDS LOST RUSHING	40	9
NET YARDS RUSHING	77	196
NET YARDS PASSING	372	298
PASSES ATTEMPTED	37	34
PASSES COMPLETED	23	23
HAD INTERCEPTED	0	1
TOTAL OFFENSIVE PLAYS	73	70
TOTAL NET YARDS	449	494
AVERAGE GAIN PER PLAY	6.2	7.1
FUMBLES/LOST	2/1	1/0
PENALTIES/YARDS	5/40	5/35
INTERCEPTIONS/YARDS	1/4	0/0
PUNTS/YARDS	2/86	2/97
AVERAGE PER PUNT	43.0	48.5
PUNT RETURNS/YARDS	1/4	0/0
KICKOFF RETURNS/YARDS	7/175	4/74
POSSESSION TIME	31:33	28:27
THIRD-DOWN CONVERSIONS	10/15	4/11
FOURTH-DOWN CONVERSIONS	0/1	4/11
SACKS BY	0/0	4/26

Game 6

#10/11 LSU	59
Mississippi State	26
	F

Oct. 5, 2013
Davis Wade Stadium
Starkville, Miss.
57,113

LSU

RUSHING	Att.	Gain	Lost	Net	TD	Long			
Jeremy Hill	16	157	0	157	2	69			
Kenny Hilliard	6	45	6	39	3	34			
Alfred Blue	6	33	2	31	1	17			
Terrence Magee	6	19	1	18	0	13			
J.C. Copeland	1	0	0	0	0	0			
Connor Neighbors	1	0	1	-1	0	0			
Zach Mettenberger	3	0	21	-21	0	0			
PASSING	Att.	Comp	Int	Yds	TD	Long	Sacks		
Zach Mettenberger	25	29	1	340	2	33	3		
RECEIVING	No.	Yds.	TD	Long					
Odell Beckham Jr.	9	179	2	33					
Jarvis Landry	8	96	0	26					
Jeremy Hill	3	13	0	18					
Alfred Blue	2	19	0	12					
Travin Dural	1	21	0	21					
Travis Dickson	1	6	0	6					
J.C. Copeland	1	6	0	6					
PUNTING	No.	Yds.	Avg.	Long	I20				
Jamie Keehn	2	93	46.5	49	0				
FIELD GOALS	Att.	Made	Long	KICKS					
Colby Delahoussaye	1	1	29	Made 29					
ALL RETURNS	Punts			Kickoffs			Intercepted		
	No.	Yds.	Lg.	No.	Yds.	Lg.	No.	Yds.	Lg.
Tre'Davious White	0	0	0	0	0	0	1	40	40
Odell Beckham Jr.	0	0	0	5	111	29	0	0	0

Mississippi State

RUSHING	Att.	Gain	Lost	Net	TD	Long			
Dak Prescott	12	103	0	103	1	28			
LaDarius Perkins	10	83	2	81	0	32			
Josh Robinson	6	43	3	40	0	20			
Brandon Holloway	1	1	0	1	0	1			
TEAM	1	0	2	-2	0	0			
Tyler Russell	6	20	27	-7	0	15			
PASSING	Att.	Comp	Int.	Yds.	TD	Long	Sacks		
Dak Prescott	9	20	1	106	0	22	0		
Tyler Russell	7	11	0	146	2	59	3		
RECEIVING	No.	Yds.	TD	Long					
Jameon Lewis	7	111	1	22					
Joe Morrow	3	30	0	16					
De'Runnya Wilson	2	80	1	59					
Malcom Johnson	2	19	0	0					
Jeremy Chappelle	1	8	0	8					
Robert Johnson	1	4	0	4					
PUNTING	No.	Yds.	Avg.	Long	I20				
Baker Swedenburg	1	42	42.0	42	0				
FIELD GOALS	Att.	Made	Long	KICKS					
Devon Bell	2	3	35	Made 22, 35 Missed 42					
ALL RETURNS	Punts			Kickoffs			Intercepted		
	No.	Yds.	Lg.	No.	Yds.	Lg.	No.	Yds.	Lg.
Jameon Lewis	1	0	0	3	90	46	0	0	0
Robert Johnson	0	0	0	1	19	19	0	0	0
Nickoe Whitley	0	0	0	0	0	0	1	0	0

LSU Uses Fourth Quarter Outburst to Blow Out Mississippi State, 59-26

LSU blew open a tight game at halftime by outscoring Mississippi State 31-3 in the second half on its way to a 59-26 win over the Bulldogs in Starkville. The win was the 14th straight and the 21st in 22 tries for LSU over Mississippi State. In another offensive shootout, LSU came out on top this time around as the Tigers combined the passing of **Zach Mettenberger** along with a 100-yard rushing effort by **Jeremy Hill** to wear down the Bulldogs. LSU scored touchdowns on its first three possessions, two coming from **Kenny Hilliard**, to build a 21-9 advantage early in the second quarter. LSU's next three possessions came up empty and Mississippi State took advantage, taking a 23-21 lead at the 6:28 mark in the second quarter on a 59-yard passing play. LSU regained the lead just before halftime at 28-23 when Mettenberger led the Tigers on a 9-play, 70-yard drive capped with a 14-yard TD pass to **Odell Beckham Jr.** LSU never trailed again as the teams exchanged field goals in the third quarter before LSU used a 28-point fourth quarter scoring outburst to put the game out of reach. Beckham Jr. stared the scoring for the Tigers in the final stanza with a 33-yard TD reception from Mettenberger. Hill followed with a 5-yard run following an interception by **Tre'Davious White** to run the lead to 45-26. **Alfred Blue** with a 17-yard run and Hilliard with his third rushing TD, a 4-yard scamper, closed out the scoring for the Tigers in what was the most points by an LSU team in a league game since 1997 (63 vs. Kentucky). For the game, LSU racked up 563 total yards with Mettenberger passing for 340 yards and 2 scores and Hill rushing for 157 yards and a pair of TDs. Hilliard scored three times and Beckham Jr. caught nine passes for 179 yards and a pair of TDs.

Scoring

LSU	14	14	3	28	- 59
Mississippi St.	9	14	3	0	- 26

LSU	10:02	1Q	Hilliard 3 yd run (Dealhoussaye Kick)
MSU	8:42	1Q	Prescott 28 yd run (Prescott Pass Failed)
LSU	7:18	1Q	Hill 69 yd run (Delahoussaye Kick)
MSU	3:04	1Q	Bell 35 yd fg
LSU	14:51	2Q	Hilliard 34 yd run (Delahoussaye Kick)
MSU	11:29	2Q	Lewis 20 y d pass from Russell (Bell Kick)
MSU	6:28	2Q	Wilson 59 yd pass from Russell (Bell Kick)
LSU	00:17	2Q	Beckham Jr. 14 yd pass from Mettenberger (Delahoussaye Kick)
MSU	12:01	3Q	Bell 22 yd fg
LSU	4:33	3Q	Delahoussaye 29 yd fg
LSU	14:50	4Q	Beckham Jr. 33 yd pass from Mettenberger (Delahoussaye Kick)
LSU	14:19	4Q	Hill 5 yd run (Delahoussaye Kick)
LSU	6:46	4Q	Blue 17 yd run (Delahoussaye Kick)
LSU	1:21	4Q	Hilliard 4 yd run (Delahoussaye Kick)

Team Stats

	LSU	MSU
FIRST DOWNS	27	23
RUSHING	8	11
PASSING	17	12
PENALTY	2	0
RUSHING ATTEMPTS	39	36
YARDS GAINED RUSHING	254	250
YARDS LOST RUSHING	31	34
NET YARDS RUSHING	223	216
NET YARDS PASSING	340	252
PASSES ATTEMPTED	29	31
PASSES COMPLETED	25	16
HAD INTERCEPTED	1	1
TOTAL OFFENSIVE PLAYS	68	67
TOTAL NET YARDS	563	468
AVERAGE GAIN PER PLAY	8.3	7.0
FUMBLES/LOST	1/0	1/1
PENALTIES/YARDS	5/27	5/41
INTERCEPTIONS/YARDS	1/40	1/0
PUNTS/YARDS	2/93	1/42
AVERAGE PER PUNT	46.5	42.0
PUNT RETURNS/YARDS	0/0	1/0
KICKOFF RETURNS/YARDS	5/111	4/109
POSSESSION TIME	33:23	26:28
THIRD-DOWN CONVERSIONS	6/11	4/11
FOURTH-DOWN CONVERSIONS	2/2	0/2
SACKS BY	3/14	3/21

Game 7

#17 Florida	6
#10/11 LSU	17
	F

Oct. 12, 2013
Tiger Stadium
Baton Rouge, La.
92,980

LSU

RUSHING	Att.	Gain	Lost	Net	TD	Long
Jeremy Hill	19	121	0	121	0	26
Kenny Hilliard	6	31	3	28	0	9
J.C. Copeland	5	20	0	20	1	10
Terrence Magee	2	8	0	8	0	5
Anthony Jennings	2	4	0	4	1	4
Zach Mettenberger	2	4	3	1	0	4
Alfred Blue	1	0	2	-2	0	0
TEAM	2	0	5	-5	0	0

PASSING	Att.	Comp	Int	Yds	TD	Long	Sacks
Zach Mettenberger	17	9	0	152	0	30	0

RECEIVING	No.	Yds.	TD	Long
Jarvis Landry	4	58	0	29
Odell Beckham Jr.	2	47	0	25
Jeremy Hill	1	30	0	30
Terrence Magee	1	17	0	17
Kenny Hilliard	1	0	0	0

PUNTING	No.	Yds.	Avg.	Long	I20
Jamie Keehn	3	111	37.0	45	2

FIELD GOALS	Att.	Made	Long	KICKS
Colby Delahoussaye	1	1	31	Made 31

ALL RETURNS	Punts			Kickoffs			Intercepted		
	No.	Yds.	Lg.	No.	Yds.	Lg.	No.	Yds.	Lg.
Odell Beckham Jr.	0	0	0	2	48	29	0	0	0

Florida

RUSHING	Att.	Gain	Lost	Net	TD	Long
Mack Brown	15	59	3	56	0	9
Kelvin Taylor	10	56	4	52	0	14
Matt Jones	4	17	0	7	0	6
Solomon Patton	1	0	1	-1	0	0
Tyler Murphy	10	27	40	-13	0	10

PASSING	Att.	Comp	Int.	Yds.	TD	Long	Sacks
Tyler Murphy	27	15	0	115	0	20	4
Kyle Christy	1	1	0	14	0	14	0

RECEIVING	No.	Yds.	TD	Long
Solomon Patton	3	32	0	19
Trey Burton	3	28	0	14
Demarcus Robinson	2	26	0	20
Ahmad Fulwood	2	19	0	15
Quinton Dunbar	2	9	0	8
Mack Brown	2	1	0	1
Neiron Ball	1	14	0	14
Valdez Showers	1	0	0	0

PUNTING	No.	Yds.	Avg.	Long	I20
Kyle Christy	4	176	44.0	50	0
Tyler Murphy	1	36	36.0	36	1

FIELD GOALS	Att.	Made	Long	KICKS
Francisco Velez	2	2	44	Made 27, 44

ALL RETURNS	Punts			Kickoffs			Intercepted		
	No.	Yds.	Lg.	No.	Yds.	Lg.	No.	Yds.	Lg.
Marcus Robertson	1	-1	0	0	0	0	0	0	0
Solomon Patton	0	0	0	1	33	33	0	0	0

LSU's Defense Comes Up Big In 17-6 Win Over No. 17 Florida

LSU had its best defensive outing of the season, limiting Florida to just 240 total yards and a pair of field goals, as the 10th-ranked Tigers hammered the Gators, 17-6, in Tiger Stadium. LSU improved to 6-1 overall and 3-1 in league play with the victory as the Tigers won their sixth straight and 28th of last 29 games in Tiger Stadium. The six points were the fewest scored by a Florida team against LSU since a 20-3 Tiger victory in 1979. Florida struck first, taking its first possession and marching 60 yards on 14 plays to take a 3-0 lead late in the first quarter. LSU responded with a 70-yard, 9-play drive capped with a 1-yard plunge by fullback **J.C. Copeland** to take a 7-3 lead on the first play of the second quarter. LSU's defense forced Florida to punt on its next five possessions during which time the Tigers were able to extend the lead to 14-3 on a 1-yard quarterback sneak by **Anthony Jennings**. The score remained 14-3 until early in the fourth quarter when the Gators converted another field goal to pull to within 14-6. LSU answered the Gators with a field goal of its own as **Colby Delahoussaye** converted a 31-yard attempt to stretch the lead to 17-6 with 7:58 to play. On its next possession, Florida drove to the LSU 20-yard line before a penalty, and back-to-back sacks, the last coming on fourth down, ended the Gators chances at a comeback. The LSU offense took over with 3:51 to go and was able to run out the clock. For the game, **Jeremy Hill** led the LSU offense with 126 yards on 19 carries against a Florida defense that came into the game allowing just 65 yards on the ground a game. **Zach Mettenberger** completed 9-of-17 passes for 152 yards, while **Jarvis Landry** caught 4 passes for 58 yards. Defensively, LSU recorded season-highs for sacks (4), tackles for loss (8) and QB hurries (5) as the Tigers stymied the Florida offensive attack. LB **Lamin Barrow** led the LSU defense with 13 tackles, while CB **Jalen Mills**, DB **Micah Eugene**, DT **Anthony Johnson**, and LB **Kendell Beckwith** all had sacks.

Scoring

Florida	3	0	0	3	- 6
LSU	0	14	0	3	- 17

Florida	4:28	1Q	Velez 44 yd fg
LSU	14:56	2Q	Copeland 1 yd run (Delahoussaye Kick)
LSU	5:14	2Q	Jennings 1 yd run (Delahoussaye Kick)
Florida	12:11	4Q	Velez 27 yd fg
LSU	7:58	4Q	Delahoussaye 31 yd fg

Team Stats

	UF	LSU
FIRST DOWNS	17	21
RUSHING	8	9
PASSING	8	7
PENALTY	1	5
RUSHING ATTEMPTS	40	39
YARDS GAINED RUSHING	159	188
YARDS LOST RUSHING	48	13
NET YARDS RUSHING	111	175
NET YARDS PASSING	129	152
PASSES ATTEMPTED	28	17
PASSES COMPLETED	16	9
HAD INTERCEPTED	0	0
TOTAL OFFENSIVE PLAYS	68	56
TOTAL NET YARDS	240	327
AVERAGE GAIN PER PLAY	3.5	5.8
FUMBLES/LOST	1/0	1/1
PENALTIES/YARDS	8/72	5/42
INTERCEPTIONS/YARDS	0/0	0/0
PUNTS/YARDS	5/212	3/111
AVERAGE PER PUNT	42.4	37.0
PUNT RETURNS/YARDS	1/-1	0/0
KICKOFF RETURNS/YARDS	1/33	2/48
POSSESSION TIME	34:11	25:49
THIRD-DOWN CONVERSIONS	6/17	5/9
FOURTH-DOWN CONVERSIONS	3/4	0/0
SACKS BY	0/0	4/40

Game 8

#6/8 LSU	24
Ole Miss	27
	F

Oct. 19, 2013
Vaught-Hemingway
Stadium
Oxford, Miss.
61,160

LSU

RUSHING	Att.	Gain	Lost	Net	TD	Long
Jeremy Hill	16	64	0	64	1	7
Kenny Hilliard	11	58	0	58	1	12
Terrence Magee	3	17	0	17	0	10
Alfred Blue	1	3	0	3	0	3
Anthony Jennings	1	2	0	2	0	2
Zach Mettenberger	3	0	30	-30	0	0

PASSING	Att.	Comp	Int	Yds	TD	Long	Sacks
Zach Mettenberger	33	19	3	274	1	34	3

RECEIVING	No.	Yds.	TD	Long
Jarvis Landry	7	121	1	34
Odell Beckham Jr.	5	72	0	26
Kadron Boone	3	36	0	22
Travis Dickson	1	22	0	22
Terrence Magee	1	14	0	14
Connor Neighbors	1	9	0	9
Kenny Hilliard	1	0	0	0

PUNTING	No.	Yds.	Avg.	Long	I20
Jamie Keehn	4	131	32.8	40	3

FIELD GOALS	Att.	Made	Long	KICKS
Colby Delahoussaye	1	1	41	Made 41

ALL RETURNS	Punts			Kickoffs			Intercepted		
	No.	Yds.	Lg.	No.	Yds.	Lg.	No.	Yds.	Lg.
Odell Beckham Jr.	1	21	21	4	92	39	0	0	0
Terrence Magee	0	0	0	1	32	32	0	0	0

Ole Miss

RUSHING	Att.	Gain	Lost	Net	TD	Long
Jaylen Walton	18	105	0	105	2	26
I. Mathes	13	53	1	52	0	1
Bo Wallace	11	38	20	18	0	11
Barry Brunetti	1	1	0	1	0	1

PASSING	Att.	Comp	Int.	Yds.	TD	Long	Sacks
Bo Wallace	39	30	0	346	0	33	3
Barry Brunetti	2	1	0	3	1	3	0

RECEIVING	No.	Yds.	TD	Long
Ja-Mes Logan	7	65	0	17
L. Treadwell	7	43	0	13
Donte Moncrief	5	107	0	33
Vince Sanders	2	49	0	33
Jordan Holder	2	28	0	23
Evan Engram	2	28	0	22
Jaylen Walton	2	17	0	17
I. Mathers	2	7	0	7
Nicholas Parker	1	3	1	3
Q. Adeboyejo	1	2	0	2

PUNTING	No.	Yds.	Avg.	Long	I20
Tyler Campbell	3	135	45.0	54	2

FIELD GOALS	Att.	Made	Long	KICKS
Andrew Ritter	2	3	41	Made 28, 41 Blocked 29

Punts			Kickoffs			Intercepted		
No.	Yds.	Lg.	No.	Yds.	Lg.	No.	Yds.	Lg.
Korvic Neat	1	3	0	0	0	0	0	0
Jaylen Walton	0	0	0	3	62	24	0	0
Charles Sawyer	0	0	0	0	0	1	0	0

Last-Second Field Goal Sinks LSU In 27-24 Loss To Ole Miss

Ole Miss kicked a 41-yard field goal with 2 seconds left to lift the Rebels to a 27-24 win over No. 6 LSU in Oxford as the Tigers fell to 6-2 overall and 3-2 in SEC action. The field goal erased a second half comeback for the Tigers, one that saw LSU erase a 17-0 deficit to tie the contest at 24-24 on a 4-yard TD pass from **Zach Mettenberger** to **Jarvis Landry** with just over three minutes remaining. However, Ole Miss responded with its game-winning drive, going 61-yards on 14 plays to set up the deciding field goal. Three first half interceptions by Mettenberger put the Tigers in an early hole as the Rebels, behind the play of quarterback Bo Wallace, built a 10-0 lead at halftime. After a 3-and-out to open second half for the Tigers, Ole Miss increased the lead to 17-0 on its next possession, going 49-yards on 9 plays. LSU pulled to within 17-7 on the ensuing possession when **Kenny Hilliard** scored on a 1-yard plunge. Ole Miss fumbled three plays later at the LSU 49-yard line to setup the Tigers' next touchdown. **Jeremy Hill** capped a 51-yard, 8-play drive with a 3-yard run to get LSU to within 17-14. Ole Miss extended the lead to 24-14 with a TD on its next possession. LSU's **Colby Delahoussaye** kicked a 41-yard field goal to bring the Tigers to within 24-17 after Ole Miss fumbled a punt on its own 13-yard line. Ole Miss had a chance to put the game away midway through the fourth quarter with a 29-yard field goal, however LSU's **Ego Ferguson** blocked the kicked and LSU marched 80 yards on 11 plays to tie the game at 24-24 on Mettenberger's TD pass to Landry. For the game, Mettenberger connected on 19-of-33 passes for 274 yards, 1 TD and a season-high 3 interceptions. Landry led the Tigers with 7 catches for 121 yards and a score. Ole Miss accounted for 575 yards of total offense in the win. **Ronald Martin** had a career-high 12 tackles to lead LSU defensively, while **Jalen Mills** had two sacks.

Scoring

LSU	0	0	14	10	- 24
Ole Miss	3	7	14	3	- 27

UM	1:23	1Q	Ritter 28 yd fg
UM	12:14	2Q	Parker 3 yd pass from Brunetti (Ritter Kick)
UM	9:29	3Q	Walton 2 yd run (Ritter Kick)
LSU	6:16	3Q	Hilliard 1 yd run (Delahoussaye Kick)
LSU	3:09	3Q	Hill 3 yd run (Delahoussaye Kick)
UM	0:03	3Q	Wlaton 26 yd run (Ritter Kick)
LSU	11:33	4Q	Delahoussaye 41 yd fg
LSU	3:19	4Q	Landry 4 yd pass from Mettenberger (Delahoussaye Kick)
UM	0:02	4Q	Ritter 41 yd fg

Team Stats

	LSU	Ole Miss
FIRST DOWNS	22	28
RUSHING	8	10
PASSING	14	17
PENALTY	0	1
RUSHING ATTEMPTS	35	43
YARDS GAINED RUSHING	144	197
YARDS LOST RUSHING	30	21
NET YARDS RUSHING	114	176
NET YARDS PASSING	274	349
PASSES ATTEMPTED	33	41
PASSES COMPLETED	19	31
HAD INTERCEPTED	3	0
TOTAL OFFENSIVE PLAYS	68	84
TOTAL NET YARDS	388	525
AVERAGE GAIN PER PLAY	5.7	6.2
FUMBLES/LOST	1/0	3/2
PENALTIES/YARDS	2/20	5/30
INTERCEPTIONS/YARDS	0/0	3/0
PUNTS/YARDS	4/131	3/135
AVERAGE PER PUNT	32.8	45.0
PUNT RETURNS/YARDS	1/21	1/3
KICKOFF RETURNS/YARDS	5/124	3/62
POSSESSION TIME	27:02	32:58
THIRD-DOWN CONVERSIONS	5/11	11/18
FOURTH-DOWN CONVERSIONS	1/1	0/0
SACKS BY	3/14	3/30

Game 9

Furman

16

#13/12 LSU

48

Oct. 26, 2013
Tiger Stadium
Baton Rouge, La.
92,554

LSU

RUSHING

	Att.	Gain	Lost	Net	TD	Long
Jeremy Hill	14	143	0	143	2	55
Terrence Magee	7	111	3	108	2	39
Kenny Hilliard	8	48	0	48	0	11
Alfred Blue	4	24	0	24	0	13
Anthony Jennings	3	9	0	9	0	3

PASSING

	Att.	Comp	Int	Yds	TD	Long	Sacks
Zach Mettenberger	24	16	2	328	3	63	0
Anthony Jennings	2	1	0	12	0	12	0

RECEIVING

	No.	Yds.	TD	Long
Odell Beckham Jr.	6	204	2	63
Jarvis Landry	5	87	0	27
Dillon Gordon	2	9	0	6
Alfred Blue	1	22	0	22
Travin Dural	1	12	0	12
Me1vin Jones	1	7	1	7
Terrence Magee	1	-1	0	0

PUNTING

	No.	Yds.	Avg.	Long	I20
Jamie Keehn	1	37	37.0	37	0

FIELD GOALS

	Att.	Made	Long	KICKS
Colby Delahoussaye	1	0		Missed 31

ALL RETURNS	Punts			Kickoffs			Intercepted		
	No.	Yds.	Lg.	No.	Yds.	Lg.	No.	Yds.	Lg.
Odell Beckham Jr.	3	13	6	0	0	0	0	0	0
Travin Dural	2	9	9	0	0	0	0	0	0
Terrence Magee	0	0	0	1	13	13	0	0	0
Ronald Martin	0	0	0	0	0	0	1	0	0
Logan Stokes	0	0	0	1	11	11	0	0	0
Micah Eugene	0	0	0	1	16	16	0	0	0

Ole Miss

RUSHING

	Att.	Gain	Lost	Net	TD	Long
Hank McCloud	16	81	2	79	0	18
Marcus Anderson	9	22	7	15	0	5
Richard Hayes III	5	15	10	5	0	9
Tanner Skogen	1	0	0	0	0	0
Reese Hannon	4	4	11	-7	0	2

PASSING

	Att.	Comp	Int.	Yds.	TD	Long	Sacks
Reese Hannon	28	16	1	104	0	16	2
Richard Hayes III	1	1	0	2	0	2	1

RECEIVING

	No.	Yds.	TD	Long
Ryan Clubreath	4	24	0	9
Hank McCloud	4	14	0	6
Andrej Suttles	3	21	0	13
Chad Scott	3	23	0	16
Jordan Snellings	2	13	0	9
Ernie Cain	1	9	0	9
Cameron Mason	1	2	0	2

PUNTING

	No.	Yds.	Avg.	Long	I20
Ray Early	8	282	35.2	54	2

FIELD GOALS

	Att.	Made	Long	KICKS
Ray Early	3	3	46	Made 23, 31, 46

ALL RETURNS	Punts			Kickoffs			Intercepted		
	No.	Yds.	Lg.	No.	Yds.	Lg.	No.	Yds.	Lg.
Andrej Suttles	1	0	0	0	0	0	0	0	0
Reggie Thomas	0	0	0	0	0	0	1	74	74

Dominant Second Half Lifts LSU To 48-16 Win Over Furman

The LSU offense racked up the third-most yards in school history as the Tigers raced past Furman, 48-16 on Homecoming in Tiger Stadium. LSU amassed 672 yards of total offense, the most since the Tigers gained 680 against Western Carolina in 2000. With the victory LSU improved to 7-2 overall and extended its FBS record of consecutive non-conference regular season wins to 45 straight dating back to 2002. **Odell Beckham Jr.** had a career night, finishing with six catches for a personal-best 204 yards along with touchdown receptions of 37 and 63 yards. **Zach Mettenberger** earned his third 300-yard passing game of the season as he tallied 328 yards and two touchdowns on 16-of-24 passing. An interception for a Mettenberger throw and a field goal off a Beckham Jr. muffed punt kept Furman in the game as LSU led 20-16 at halftime, but the Tigers blanked the Paladins 28-0 in the second half to secure the victory. **Jeremy Hill** racked up his fifth 100-yard rushing game of the season, carrying the ball 14 times for 143 yards and two TDs, while **Terrence Magee** added his second 100-yard performance of the season with 108 yards and two TDs on only seven carries. Defensively, LSU limited Furman to 198 yards of offense (106 passing, 92 rushing). **Kwon Alexander** led the team with a career-high 14 tackles, including 2.0 TFL, and a pass breakup.

Scoring

Furman	10	6	0	0	- 16
LSU	13	7	14	14	- 48

Furman	10:52	1Q	Thomas 74 yd int return (Early Kick)
LSU	9:47	1Q	Hill 55 yd run (Delahoussaye Kick)
Furman	3:57	1Q	Early 46 yd fg
LSU	2:57	1Q	Hill 4 yd run (Delahoussaye Kick Failed)
LSU	13:34	2Q	Beckham Jr. 37 pass from Mettenberger (Delahoussaye kick)
Furman	6:48	2Q	Early 31 yd fg
Furman	00:00	2Q	Early 23 yd fg
LSU	11:12	3Q	Magee 1 yd run (Hairston Kick)
LSU	1:56	3Q	Jones 7 yd pass from Mettenberger (Hairston Kick)
LSU	14:15	4Q	Magee 39 yd run (Hairston Kick)
LSU	9:10	4Q	Beckham Jr. 63 yd pass from Mettenberger (Hairston Kick)

Team Stats

	Furman	LSU
FIRST DOWNS	13	26
RUSHING	7	16
PASSING	5	10
PENALTY	1	0
RUSHING ATTEMPTS	35	36
YARDS GAINED RUSHING	122	335
YARDS LOST RUSHING	30	3
NET YARDS RUSHING	92	332
NET YARDS PASSING	106	340
PASSES ATTEMPTED	29	26
PASSES COMPLETED	17	17
HAD INTERCEPTED	1	2
TOTAL OFFENSIVE PLAYS	64	62
TOTAL NET YARDS	198	672
AVERAGE GAIN PER PLAY	3.1	10.8
FUMBLES/LOST	2/0	1/1
PENALTIES/YARDS	3/18	7/75
INTERCEPTIONS/YARDS	2/78	1/0
PUNTS/YARDS	8/282	1/37
AVERAGE PER PUNT	35.2	37.0
PUNT RETURNS/YARDS	1/0	5/22
KICKOFF RETURNS/YARDS	2/41	3/40
POSSESSION TIME	35:18	24:42
THIRD-DOWN CONVERSIONS	4/16	5/7
FOURTH-DOWN CONVERSIONS	1/1	0/0
SACKS BY	0/0	3/16



25 Kwon Alexander

Linebacker
6-2 • 218 • So. • 1L
Oxford, Ala. (Oxford)

SOPHOMORE SEASON (2013)

Played in nine games with six starts ... Ranks second on the team with 52 tackles and is tied for the team lead with 6.5 TFL ... Shattered his career high with 14 tackles and

2.0 tackles for a loss against Furman ... Picked up a half tackle for a loss against Florida ... Tallied a career-high 10 tackles against Auburn, including one TFL ... Saw significant action against Kent State and had four tackles and two PBUs ... Made his third career start against TCU in the Cowboys Classic ... Will continue to vie for a starting spot all season with senior linebacker Tahj Jones ... Strong contributor on special teams ... Had rookie season cut short after suffering broken ankle vs. Florida in October 2012.

CAREER HIGHS

Total tackles: 14 vs. Furman, 2013
Tackles for loss: 2.0 vs. Furman, 2013

ALEXANDER'S CAREER DEFENSIVE STATS

YEAR	G-GS	UT	AT	TT	TFL	SACKS	PBU	QBH	INT	FF	FR
2012	7-2	8	4	12	1.0-2	0	1	1	0	1	2-15
2013	9-6	22	30	52	6.5-14	0	4	1	0	0	0
Totals	16-8	30	34	64	7.5-16	0	5	2	0	1	2-15



78 Vadal Alexander

Offensive Guard
6-6 • 342 • So. • 1L
Buford, Ga. (Buford)

- 2012 Freshman All-America Second Team (Scout.com)
- 2012 Freshman All-SEC (Coaches)

SOPHOMORE SEASON (2013)

Played in 22 games with 18 career starts, including the first nine games of 2013 ... Starter at left guard as a sophomore after starting nine games at right tackle as a freshman ... Took over at left guard after an injury in fall camp sidelined Josh Williford ... Tallied 36 knockdowns this season - 5 vs. TCU, 5 vs. UAB, 5 vs. Kent State, 4 vs. Auburn, 2 at Georgia, 1 at Miss. State, team-leading 7 vs. Florida, 4 at Ole Miss, 3 vs. Furman ... Returning freshman All-America and All-SEC performer.



98 Jordan Allen

Defensive End
6-6 • 254 • Jr. • 5Q
West Monroe, La. (West Monroe)

JUNIOR SEASON (2013)

Played in nine games with three starts ... Posted his second sack of the season in the fourth quarter against Auburn ... Recorded the first sack of his career against UAB

and also had a PBU ... Earned the first start of his career against TCU in the Cowboys Classic ... Provided excellent pass rush throughout the opener, and he was credited with a QB hurry and a PBU ... Has come on strong in the spring and fall after suffering a season-ending knee injury in week 2 of the 2012 season.

CAREER HIGHS

Total Tackles: 3, twice (Last: at Mississippi State; First: at Georgia, 2013)
Tackles for Loss: 1.0, twice (Last: vs. Auburn, 2013; First: vs. UAB, 2013)
Sacks: 1.0, twice (Last: vs. Auburn, 2013; First: vs. UAB, 2013)

ALLEN'S CAREER DEFENSIVE STATS

YEAR	G-GS	UT	AT	TT	TFL	SACKS	PBU	QBH	INT	FF	FR
2011	3-0	1	0	1	0	0	0	0	0	0	0
2012	1-0	0	0	0	0	0	0	0	0	0	0
2013	9-3	6	9	15	2.0-14	2.0-14	2	1	0	0	0
Totals	13-3	7	9	16	2.0-14	2.0-14	2	1	0	0	0



71/99 Jonah Austin

Offensive Line
6-6 • 324 • So. • 5Q
New Orleans, La. (St. Augustine)

SOPHOMORE SEASON (2013)

Backup at left guard ... Posted one knockdown in reserve action against Furman ... Tallied one knockdown while lined up as a TE at Mississippi State ... Participated in one

play on the o-line against Auburn and recorded a knockdown ... Posted two knockdowns in 10 plays against Kent State ... Wears No. 99 as an eligible receiver in goalline situations ... Participates in LSU's field goal and PAT units.



18 Lamin Barrow

Linebacker
6-2 • 232 • Sr. • 3L
Marrero, La. (John Ehret)

- 2013 Butkus Award Semifinalist
- 2013 Bednarik Award Watch List
- 2013 Preseason All-SEC Second Team (Coaches, Media)

Played in 47 games with 24 career starts ... Recorded 203 tackles and 12.0 tackles for loss in his career ... One of the leaders of the team ... Chosen to wear No. 18 in recognition of his work ethic and how he carries himself on and off the field ... LSU's top returning tackler in 2013 after having a breakout year as a junior with 104 total tackles for the 10-3 Tigers in 2012

SENIOR SEASON (2013)

Leads the team with 64 total tackles through nine games ... Ranks seventh in the SEC in total tackles ... Set a career high with 13 tackles, including one for a 2-yard loss, and added a PBU against Florida ... Shared the team lead with six tackles at Mississippi State with 1.5 tackles for a loss and one sack ... Tied for the team lead with 11 tackles against Auburn and added a fumble recovery ... Tied for the team lead with seven tackles against UAB where he also added a half sack ... Started at outside linebacker in the Cowboys Classic against TCU.

CAREER HIGHS

Total tackles: 13 vs. Florida, 2013
Solo tackles: 9 vs. Clemson, 2012
Tackles for loss: 2.0, twice (Last: vs. Clemson, 2012; First: at Florida, 2012)
QB Hurries: 2 vs. Towson, 2012

BARROW'S CAREER DEFENSIVE STATS

YEAR	G-GS	UT	AT	TT	TFL	SACKS	PBU	QBH	INT	FF	FR
2010	12-1	8	10	18	0.5-0	0	0	0	0	0	1-0
2011	13-1	4	13	17	1.0-5	0	0	0	0	0	0
2012	13-13	52	52	104	7.5-10	0	5	5	0	1	2-4
2013	9-9	15	49	64	3.0-12	1.5-9	2	1	0	0	1-0
Totals	47-24	79	124	203	12.0-27	1.5-9	8	6	0	1	4-4



3 Odell Beckham, Jr.

Wide Receiver
6-0 • 193 • Jr. • 2L
New Orleans, La. (Isidore Newman School)

- 2013 SEC Special Teams Player of the Week (vs. UAB)
- 2013 Hornung Award Honor Roll (Week 1, Week 2)
- 2013 Biletnikoff Award Watch List
- 2013 Hornung Award Watch List
- 2013 Preseason All-SEC First Team Return Specialist (Coaches, Media)
- 2013 Preseason All-SEC Third Team Wide Receiver (Coaches)
- 2012 SEC Special Teams Player of the Week (vs. Ole Miss)
- 2011 SEC Coaches' All-Freshman Team
- 2011 SEC Freshman of the Week (vs. Miss. State)

Started 30 times in 36 games played ... In his career, he has caught 132 passes for 2,197 yards and 12 TDs ... Has caught at least one pass in 34 of 36 games, including 23 straight ... Has seven 100 receiving yard games in his career, five in 2013 ... His seven career 100-yard receiving games ranks seventh in LSU history ... Averages 16.2 yards every time he touches the football as he's accounted for 3,632 career all-purpose yards on 224 attempts ... Ranks seventh in LSU career receiving yards with 2,197, ranks ninth in career all-purpose yards at LSU with 3,632 and ranks 10th in LSU career catches with 132 ... Comes from a family of athletes as his mom was an All-American and National Champion sprinter for LSU, while his dad was a starting running back for the Tigers.

JUNIOR SEASON (2013)

Ranks second in the nation and first in the SEC in all-purpose yards with a 207.3-yard average through nine games ... His 1,866 total all-purpose yards this season ranks fourth in LSU single-season history, and he is 255 yards away from breaking the record held by Domanick Davis (2,120 yards in 2002) ... Ranks No. 2 in the SEC and sixth nationally in receiving yards with 1,009 ... Is No. 3 in the SEC in TD receptions and No. 12 nationally with eight ... Ranks second in the SEC in receiving yards per game at 112.1 and is fourth in the league in receptions per game at 5.3 ... Became the 10th player in LSU history to reach the 2,000-yard career receiving mark after he racked up 204 yards and two touchdowns on six catches against Furman ... He became the eighth player in LSU history to record a 200 receiving yard game, and his 204-yard performance against Furman ranks as the sixth-highest total in school annals ... It is also the first 200-yard receiving game since Devery Henderson had 201 on Nov. 9, 2002 in the Bluegrass Miracle at Kentucky ... Earned a career high in catches with nine for 179 yards at Mississippi State, including 33-yard and 14-yard TD receptions ... The 179 receiving yards at MSU are the most by a Tiger in an SEC game since Devery Henderson had 201 in the "Bluegrass Miracle" at Kentucky in 2002 ... Finished with 290 all-purpose yards at MSU, the sixth-best single-game total in school history ... Tallied his third 100-yard receiving game of the season with six catches for 118 yards at Georgia ... Set the single-game school record with 175 kickoff return yards on seven returns at Georgia, beating the previous record of 164 yards by Trindon Holliday against Georgia in 2008 ... Caught five passes for 59 yards and finished with 88 AP yards versus Auburn ... Hauled in his fourth TD reception of the season and finished with 5 grabs for 76 yards against Kent State ... Earned SEC Special Teams Player of the Week honors after he tallied the third-most all-purpose yards in a game in school history and eighth-most in SEC history with 331 against UAB as he had 136 receiving yards, 100 on a missed 59-yard field goal attempt he returned for a touchdown, 59 PR, 21 KR, 15 rush ... Became the first LSU player since LaBrandon Toefield in 2001 to score four touchdowns in a game as he hauled in three TD receptions and returned a missed FG for a TD against UAB ... Is the first LSU player with back-to-back 100-yard receiving

PLAYER BIOS

games since Dwayne Bowe did it in 2006 ... His three TD receptions against UAB are the most since Terrence Toliver had three against Texas A&M in the 2011 Cotton Bowl ... Racked up 272 all-purpose yards against TCU in the Cowboys Classic where he caught five passes for 118 yards, recorded 136 yards on kickoffs and had 18 rushing yards against TCU ... His 118 receiving yards are the most in an opener for LSU since Michael Clayton had 152 to open 2003 ... In the season opener, he teamed with Jarvis Landry to become the first LSU duo to top 100 receiving yards in the same game since January 1, 2002 when Josh Reed and Michael Clayton did it in the Sugar Bowl against Illinois.

CAREER RECEIVING HIGHS

Receptions: 9 at Mississippi State, 2013

Yards: 204 vs. Furman, 2013

Long: 63 vs. Furman, 2013

Touchdowns: 3 vs. UAB, 2013

BECKHAM JR.'S CAREER RECEIVING STATS

YEAR	G-GS	REC.	YDS.	TD	LG
2011	14-9	41	475	2	52
2012	13-12	43	713	2	56
2013	9-9	48	1,009	8	63
Totals	36-30	132	2,197	12	63

BECKHAM JR.'S CAREER PUNT RETURN STATS

YEAR	NO.	YDS.	AVG.	TD	LG
2011	9	77	8.6	0	36
2012	35	320	9.1	2	89 (TD)
2013	11	108	9.8	0	60
Totals	55	505	9.2	2	89 (TD)

BECKHAM JR.'S CAREER KICKOFF RETURN STATS

YEAR	NO.	YDS.	AVG.	TD	LG
2011	5	120	24.0	0	34
2012	5	79	15.8	0	34
2013	25	616	24.6	0	75
Totals	35	815	23.3	0	75



52

Kendell Beckwith

Linebacker

6-3 • 246 • Fr. • HS

Jackson, La. (East Feliciana)

TRUE FRESHMAN SEASON (2013)

Recorded his first career tackle for a loss, sack and forced fumble late in the game against Florida ... Played heavily on special teams and saw action on defense in the season opener against TCU ... Lines up at both linebacker and defensive end for the Tigers, providing a pass-rushing threat on third downs.

CAREER HIGHS

Total tackles: 2, twice (Last: vs. Kent State, 2013; First: vs. UAB, 2013)

Tackles for loss: 1.0 vs. Florida, 2013

Sacks: 1.0 vs. Florida, 2013

BECKWITH'S CAREER DEFENSIVE STATS

YEAR	G-GS	UT	AT	TT	TFL	SACKS	PBU	QBH	INT	FF	FR
2013	9-0	4	6	10	1.0-8	1.0-8	0	0	0	1	0
Totals	9-0	4	6	10	1.0-8	1.0-8	0	0	0	1	0



4

Alfred Blue

Running Back

6-2 • 222 • Sr. • 3L

Boutte, La. (Hahnville)

- 2013 Doak Walker Award Watch List
- 2013 Preseason All-SEC Third Team (Coaches, Media)

Played in 36 games with seven starts ... Has rushed for 1,149 yards and 11 touchdowns in his career.

SENIOR SEASON (2013)

Played in nine games with two starts this season ... Ran for 31 yards and a 17-yard TD at Mississippi State ... Started the opener against TCU and rushed for 89 yards on 19 carries ... Missed most of 2012 with a knee injury but has returned to top form in 2013.

RUSHING CAREER HIGHS

Attempts: 19 vs. TCU, 2013

Yards: 123 vs. North Texas, 2012

Touchdowns: 2 vs. Western Kentucky, 2011

Long: 57 at Ole Miss, 2011

RECEIVING CAREER HIGHS

Receptions: 3 vs. Idaho, 2012

Yards: 22, twice (Last: vs. Furman, 2013; First: vs. Idaho, 2012)

Touchdowns: 0


Long: 22 vs. Furman, 2013

BLUE'S CAREER RUSHING STATS

YEAR	G-GS	ATT.	YDS.	TD	LG
2010	11-1	20	101	1	16
2011	13-1	78	539	7	57
2012	3-3	40	270	2	37
2013	9-2	49	239	1	17
Totals	36-7	187	1,149	11	57

BLUE'S CAREER RECEIVING STATS

YEAR	G-GS	REC.	YDS.	TD	LONG
2010	11-1	1	1	0	1
2011	13-1	3	-3	0	2
2012	3-3	7	45	0	14
2013	9-2	3	41	0	22
TOTALS	36-7	14	84	0	22



86

Kadron Boone

Wide Receiver

6-0 • 202 • Sr. • 3L

Ocala, Fla. (Trinity Catholic)

SENIOR SEASON (2013)

Played in 49 games with 11 career starts ... Has 43 career receptions for 583 yards and eight TDs to his credit ... Hauled in three passes for 36 yards at Ole Miss ... Caught two passes for two touchdowns (48 yards and 4 yards) at Georgia ... Currently sees action as the No. 3 receiver for the Tigers.

CAREER HIGHS

Receptions: 4, twice (Last: vs. Alabama, 2012; First: at Texas A&M, 2012)

Yards: 52 at Georgia, 2013

Touchdowns: 2 at Georgia, 2013

Long: 48 at Georgia, 2013

BOONE'S CAREER RECEIVING STATS

YEAR	G-GS	REC.	YDS.	TD	LONG
2010	13-0	4	52	0	24
2011	14-4	7	82	2	21
2012	13-7	26	348	4	34
2013	9-0	6	101	2	48
TOTALS	49-11	43	583	8	48



46

Tashawn Bower

Defensive Line

6-5 • 243 • Fr. • HS

Somerville, N.J. (Immaculata)

TRUE FRESHMAN SEASON (2013)

Played extensive time at end at Mississippi State ... Made his first appearance against UAB where he was credited with one tackle ... Promising freshman defensive end listed as the backup to Jermauria Rasco.

BOWER'S CAREER DEFENSIVE STATS

YEAR	G-GS	UT	AT	TT	TFL	SACKS	PBU	QBH	INT	FF	FR
2013	6-0	1	2	3	0	0	0	0	0	0	0
Totals	6-0	1	2	3	0	0	0	0	0	0	0



32

Jalen Collins

Cornerback

6-2 • 195 • So. • 1L

Olive Branch, Miss. (Olive Branch)

- 2012 Freshman All-SEC (Coaches)

SOPHOMORE SEASON (2013)

Cornerback with starting experience for the Tigers ... Has played in 22 games with three career starts ... Had five tackles and a PBU against Kent State ... One of six Tigers to record a PBU against TCU in the season opener.

CAREER HIGHS

Total tackles: 6 vs. Mississippi State, 2012

PBUs: 2, twice (Last: vs. Mississippi State, 2012; First: vs. Idaho, 2012)

Interceptions: 1, twice (Last: vs. Ole Miss, 2012; First: at Texas A&M, 2012)

COLLINS' CAREER DEFENSIVE STATS

YEAR	G-GS	UT	AT	TT	TFL	SACKS	PBU	QBH	INT	FF	FR
2012	13-1	15	15	30	0	0	6	0	2-9	0	0
2013	9-2	10	6	16	0	0	2	0	0	0	0
Totals	22-3	25	21	46	0	0	8	0	2-9	0	0



70
 La'el Collins

Offensive Tackle
 6-5 • 315 • Jr. • 2L
 Baton Rouge, La. (Redemptorist)

- 2013 SEC Offensive Lineman of the Week (vs. TCU)
- 2013 Lombardi Award Watch List
- 2013 Preseason All-SEC Third Team (Coaches, Media)
- 2012 All-SEC Honorable Mention (AP)
- 2012 SEC Co-Offensive Lineman of the Week (vs. Alabama)
- 2011 CBSSports.com Freshman All-American

Powerful run blocker who has played in 28 games with 21 starts on the offensive line (13 at left guard, 8 at left tackle) ... Spent his first two years playing guard ... Possesses the skills to become one of the nation's top offensive linemen.

JUNIOR SEASON (2013)

Started eight games at left tackle ... Did not play versus Furman ... Has posted 34 knockdowns this season: 2 vs. TCU, 3 vs. UAB, 4 vs. Kent State, 4 vs. Auburn, team-leading 4 at Georgia, team-leading 5 at Mississippi State, 6 vs. Florida, 6 at Ole Miss ... Earned SEC Offensive Lineman of the Week recognition after he helped pave the way for an LSU offense that ran 80 plays for 448 yards against a TCU defense that returned nine starters from a unit that led the Big 12 on total defense last season ... Starting left tackle for the Tigers after spending his first two seasons at guard.



44
 J.C. Copeland

Fullback
 6-0 • 270 • Sr. • 2L
 LaGrange, Ga. (Troup County)

SENIOR SEASON (2013)

Starting fullback for the second straight season ... Has played in 38 games in career with 21 starts ... Missed the Ole Miss and Furman games due to injury ... Scored a 1-yard rushing TD versus Florida and finished with five carries for 20 yards ... Earned his second rushing TD of the season on a 1-yard run against Auburn ... Scored the first touchdown of the season for the Tigers and the fifth of his career with a one-yard plunge against TCU in the season opener.

CAREER RUSHING HIGHS

Attempts: 5 vs. Florida, 2013
 Yards: 33 vs. North Texas, 2012
 Touchdowns: 1, seven (Last: vs. Florida, 2013)
 Long: 16 vs. North Texas, 2012

COPELAND'S CAREER RUSHING STATS

YEAR	G-GS	ATT.	YDS.	TD	LONG
2010	4-0	0	0	0	0
2011	14-4	2	0	0	0
2012	13-12	21	67	4	16
2013	7-5	12	27	3	10
TOTALS	38-21	35	94	7	16

COPELAND'S CAREER RECEIVING STATS

YEAR	G-GS	REC.	YDS.	TD	LONG
2010	4-0	0	0	0	0
2011	14-4	0	0	0	0
2012	13-12	3	54	0	42
2013	7-5	4	31	0	12
TOTALS	38-21	7	85	0	42



42
 Colby Delahoussaye

Placekicker
 5-10 • 169 • Fr. • RS
 New Iberia, La. (New Iberia)

REDSHIRT FRESHMAN SEASON (2013)

Season stats: 9-for-10 in field goals, 43-for-44 in PATs ... Set the LSU record for most consecutive field goals made to start a career with nine (previous record was 7 by David Brownmyke in 1986) ... Missed the first field goal of his career on a 31-yard attempt against Furman and he also missed a PAT after converting the first 42 of his career ... Booted a 41-yard field goal at Ole Miss ... Nailed a 31-yard FG against Florida to remain perfect ... Made his only attempt from 29 yards at Mississippi State and converted all eight PATs ... Had a career day at Georgia where he converted a career-long 49-yard field goal and added a 39-yarder to remain a perfect 6-for-6 in FGs this season ... Perfect 5-for-5 on PATs against Auburn ... Booted a 25-yard FG against Kent State and converted all six PATs ... Nailed all eight PAT attempts against UAB ... Opened his LSU career in perfect fashion, finishing 3-for-3 with field goals of 23, 28 and 23 yards and also converted all four PATs versus TCU ... His three FGs in the opener are the most by an LSU kicker in his debut since Andre LaFleur booted 3-of-4 vs. Miss. State on Sept. 11, 1993 ... Won the placekicking battle in fall camp ... Joined the Tigers as a walk-on in the fall of 2012 and redshirted.

CAREER HIGHS

Field Goal Attempted: 3 vs. TCU, 2013
 Field Goals Made: 3 vs. TCU, 2013
 Long FG: 49 at Georgia, 2013

DELAHOUSSEY'S CAREER FIELD GOAL TOTALS

YEAR	FGM-FGA	1-19	20-29	30-39	40-49	50-99	LG	PAT	POINTS
2013	9-10	0-0	5-5	2-3	2-2	0-0	49	43-44	70
TOTALS	9-10	0-0	5-5	2-3	2-2	0-0	49	43-44	70



41
 Travis Dickson

Tight End
 6-3 • 230 • Jr. • 1L
 Ocean Springs, Miss. (Ocean Springs)

- 2011 SEC Academic Honor Roll
- 2010 SEC Freshman Academic Honor Roll

JUNIOR SEASON (2013)

Played in 26 games with no starts during his career ... Caught one pass for 22 yards at Ole Miss ... Recorded a career-long 45-yard reception against Auburn ... Caught one pass for 28 yards and nearly scored against Kent State ... Saw action but did not record a stat vs. UAB ... Did not play in the season opener against TCU ... Emerged as a dependable receiver late in the year in 2012 and as a result, saw his playing time increase ... Younger brother of former LSU starting TE Richard Dickson.

CAREER HIGHS

Receptions: 5 vs. Ole Miss, 2012
 Yards: 69 vs. Ole Miss, 2012
 Touchdowns: 0
 Long: 45 vs. Auburn, 2013

DICKSON'S CAREER RECEIVING STATS

YEAR	G-GS	REC.	YDS.	TD	LONG
2011	6-0	1	10	0	10
2012	12-0	6	73	0	30
2013	8-0	4	101	0	45
Totals	26-0	11	184	0	45



21
 Trent Domingue

Placekicker/Punter
 6-1 • 165 • Fr. • RS
 Mandeville, La. (St. Paul's)

REDSHIRT FRESHMAN SEASON (2013)

Has not played in a game yet for the Tigers ... Backup placekicker and punter who can serve in both roles when called upon ... A walk-on who earned a spot on the team a year ago ... Started playing football as a junior in high school after playing soccer his entire life.



83
 Travin Dural

Wide Receiver
 6-2 • 182 • Fr. • RS
 Breaux Bridge, La. (Breaux Bridge)

REDSHIRT FRESHMAN SEASON (2013)


Has five catches this season (1 each in the first 3 games, one at Mississippi State and one versus Furman) and all five have resulted in first downs ... LSU's No. 4 receiver ... Made his debut against TCU in the season opener where he made the first catch of his career to convert a third down on the Tigers' opening drive ... Speedy receiver who missed all of last year with a knee injury.

CAREER RECEIVING HIGHS

Receptions: 1, five times (Last: vs. Furman 2013; First: vs. TCU, 2013)
 Yards: 36 vs. Kent State, 2013
 Long: 36 vs. Kent State, 2013
 Touchdowns: 0

DURAL'S CAREER RECEIVING STATS

YEAR	G-GS	REC.	YDS.	TD	LG
2013	8-0	5	90	0	36
Totals	8-0	5	90	0	36



34

Micah Eugene

Safety

5-11 • 188 • So. • 1L

Lafayette, La. (Acadiana HS)

SOPHOMORE SEASON (2013)

Safety who also serves as the nickelback ... Has played in 22 career games with two starts ... Tallied an 11-yard sack against Florida ... Started at safety against Auburn and earned a career-high eight tackles ... Made his first start at safety against Kent State and tallied six tackles ... Saw majority of his action in 2012 as a nickel back for the Tigers.

CAREER HIGHS


Total tackles: 8 vs. Auburn, 2013

Tackles for loss: 2.0 at Auburn, 2012

Sacks: 2.0 at Auburn, 2012

EUGENE'S CAREER DEFENSIVE STATS

YEAR	G-GS	UT	AT	TT	TFL	SACKS	PBU	QBH	INT	FF	FR
2012	13-0	19	10	29	3.5-17	3.5-17	3	1	0	0	0
2013	9-2	19	14	33	3.0-16	1.0-11	2	2	0	0	0
TOTALS	22-2	38	24	62	6.5-33	4.5-28	5	3	0	0	0



9

Ego Ferguson

Defensive Tackle

6-3 • 309 • Jr. • 2L

Mims, Fla. (Hargrave (Va.) Military Academy)

• 2013 SEC Defensive Player of the Week (vs. Kent State)

JUNIOR SEASON (2013)

Starting defensive tackle ... Played in 35 games with nine career starts ... Posted seven tackles, one TFL and he blocked a field goal attempt at Ole Miss ... Named SEC Defensive Player of the Week after he shattered his career high with a team-best eight tackles against Kent State, including his first career sack for a 15-yard loss ... Made his first start against TCU in the Cowboys Classic and tied his career best with four tackles and had 1.0 tackle for a loss.

CAREER HIGHS

Total tackles: 8 vs. Kent State, 2013

Sacks: 1.0 vs. Kent State, 2013

Tackles for loss: 1.5 vs. Kent State, 2013

FERGUSON'S CAREER DEFENSIVE STATS

YEAR	G-GS	UT	AT	TT	TFL	SACKS	INT	PBU	QBH	FF	FR
2011	13-0	3	10	13	0.5-0	0	0	1	0	0	0
2012	13-0	3	11	14	1.0-2	0	0	1	0	0	0
2013	9-9	16	26	42	3.5-17	1.0-15	0	3	1	0	0
TOTALS	35-9	22	47	69	5.0-19	1.0-15	0	5	1	0	0



50

Reid Ferguson

Long Snapper

6-2 • 230 • So. • 1L

Buford, Ga. (Buford)

SOPHOMORE SEASON (2013)

In his second season as LSU's starting long snapper ... Has Handled all snaps for punts and placekicks ... Played in every game last year as a true freshman and handled every special teams deep snap in 2012.



48

Seth Fruge

Linebacker/Holder

5-11 • 186 • Sr. • 3L

Welsh, La. (Notre Dame HS)

• 2012 SEC Academic Honor Roll

• 2011 SEC Academic Honor Roll

• 2010 SEC Academic Honor Roll

SENIOR SEASON (2013)

Starting holder for placekicks and also plays on several special teams units ... Played in 39 games with no starts during his career ... Has recorded 10 tackles in his career, all on special teams ... Posted a career-best three tackles on special teams against Auburn and ran for eight yards on a fake field goal attempt on 4th-and-10.

CAREER HIGHS

Total tackles: 3 vs. Auburn, 2013

FRUGE'S CAREER DEFENSIVE STATS

YEAR	G-GS	UT	AT	TT	TFL	SACKS	INT	PBU	QBH	FF	FR
2010	9-0	0	0	0	0	0	0	0	0	0	0
2011	12-0	1	1	2	0	0	0	0	0	0	0
2012	13-0	1	3	4	0	0	0	0	0	0	0
2013	5-0	2	2	4	0	0	0	0	0	0	0
TOTALS	39-0	4	6	10	0	0	0	0	0	0	0



85

Dillon Gordon

Tight End

6-5 • 286 • So. • 1L

River Ridge, La. (John Curtis)

SOPHOMORE SEASON (2013)

Has played in 22 career games with nine starts ... Caught two passes for nine yards against Furman ... Made the first catch of his career against UAB ... Earned the first start of his career in the opener against TCU ... Exceptional blocker with good pass-catching ability.

GORDON'S CAREER RECEIVING STATS

YEAR	G-GS	REC.	YDS.	TD	LG
2012	13-0	0	0	0	--
2013	9-9	3	14	0	6
TOTALS	22-9	3	14	0	6



30

James Hairston

Kickoff/Placekicker

6-1 • 218 • Jr. • 2L

Dallas, Texas (Jesuit College Prep School)

• 2012 SEC Academic Honor Roll

JUNIOR SEASON (2013)

Has seen action in 33 games during his LSU career with 83 touchbacks ... Serves as the kickoff specialist for the third straight season ... Ranks third nationally with 40 touchbacks ... Finished 4-of-4 on extra point attempts after taking over for an injured Colby Delahoussaye against Furman ... Earned a career high with 650 kickoff yards at Mississippi State ... Set a career high with eight touchbacks vs. UAB ... Listed as a backup placekicker behind Delahoussaye and has been singled out by Coach Miles as a potential long distance field goal kicker for the Tigers.

CAREER HIGHS

Kickoffs: 10, twice (Last: at Mississippi State, 2013; First: vs. Idaho, 2012)


Kickoff Yards: 650 at Mississippi State, 2013

Kickoff Avg.: 67.3 at Tennessee, 2011

Touchbacks: 8 vs. UAB, 2013

HAIRSTON'S CAREER KICKOFF STATS

YEAR	G-GS	NO.	YDS.	AVG.	TB	OB
2011	11-0	70	4,601	65.7	16	0
2012	13-0	79	4,842	61.3	27	1
2013	9-0	65	4,121	63.4	40	1
TOTALS	33-0	214	13,564	63.4	83	2



65

Jerald Hawkins

Offensive Tackle

6-6 • 301 • Fr. • RS

Baldwin, La. (West St. Mary)

REDSHIRT FRESHMAN SEASON (2013)

Starting right tackle for the Tigers ... Started at left tackle against Furman after starting the first eight games of the season at right tackle ... Has 21 knockdowns this season: 1 vs. TCU, 1 vs. UAB, 7 vs. Kent State, 3 vs. Auburn, 2 at Georgia, 1 at Mississippi State, 5 vs. Florida, 1 at Ole Miss, 0 vs. Furman ... Led the team with seven knockdown blocks against Kent State ... Made his first appearance and start against TCU in the Cowboys Classic ... Won the starting job during fall camp ... Extremely agile lineman who possesses great strength and quickness.



33

Jeremy Hill

Running Back

6-2 • 235 • So. • 1L

Baton Rouge, La. (Redemptorist)

- 2013 Maxwell Player of the Week (vs. Auburn)
- 2013 SEC Offensive Player of the Week (vs. Auburn)
- 2013 Maxwell Award Watch List
- 2012 SEC Co-Freshman Player of the Week (vs. South Carolina)

SOPHOMORE SEASON (2013)

Has made 12 starts in 19 career games played with seven starts in 2013 ... Has nine career 100-yard rushing games (five in 2013), which ranks fourth in LSU career history ... His five 100-yard rushing games ranks eighth in LSU single-season history ... Tied with Billy Cannon for 10th in LSU career history with 24 rushing touchdowns ... Ranks second in the SEC and No. 4 nationally in rushing TDs with 12 ... Ranks fourth in the SEC in scoring at 9.0 points per game ... Ranks second in the SEC and 12th nationally in rushing yards per game at 115.3 ... Is No. 2 in the SEC and 12th nationally with 922 rushing yards ... Rushed for 143 yards and two touchdowns on 14 carries against Furman, with TD runs of 55 and four yards ... Ran for 64 yards and one TD at Ole Miss ... Picked up his fourth 100-yard rushing game of the season with 121 yards on 19 carries against Florida, and he also added a career-long 30-yard reception ... Carried it 16 times for 157 yards and two touchdowns, including a career-long 69-yard score at Mississippi State ... Ran for 86 yards and one touchdown on 21 carries at Georgia and added 44 receiving yards on four catches ... Named Maxwell Player of the Week and SEC Offensive Player of the Week after he ran for a career-high 184 yards and three touchdowns on 25 carries against Auburn ... His 184 rushing yards against Auburn are the most by an LSU player in a game since Alley Broussard ran for a school-record 250 against Ole Miss on Nov. 20, 2004 ... Got the start against Kent State and racked up 117 rushing yards and two touchdowns on 11 carries with a career-long 58-yard TD, all in the first half ... Scored a three-yard touchdown on his first carry of the season against UAB and finished with 50 yards on six rushes ... Did not play in the opener against TCU ... Talented running back who burst onto the scene as a true freshman.

CAREER HIGHS

Attempts: 29 vs. Alabama, 2012
 Yards: 184 vs. Auburn, 2013
 Touchdowns: 3, twice (Last: vs. Auburn, 2013; First: vs. Ole Miss, 2012)
 Long: 69 at Mississippi State, 2013

HILL'S CAREER RUSHING STATS

YEAR	G-GS	ATT.	YDS.	TD	LG
2012	11-5	142	755	12	50
2013	8-7	128	922	12	69
Totals	19-12	270	1,677	24	69

HILL'S CAREER RECEIVING STATS

YEAR	G-GS	REC.	YDS.	TD	LG
2012	11-5	8	73	0	21
2013	8-7	9	87	0	30
Totals	19-12	17	160	0	30



27

Kenny Hilliard

Running Back

6-0 • 233 • Jr. • 2L

Patterson, La. (Patterson)

- 2011 SEC Coaches' All-Freshman Team
- 2011 SEC Freshman of the Week (vs. Arkansas)

JUNIOR SEASON (2013)

Has played in 34 games with one start during his career with the Tigers ... Rushed for 58 yards and one TD at Ole Miss ... Ran for a career-high three touchdowns along with 39 yards on six carries at Mississippi State ... Scored his second rushing TD of the season on a 2-yard run at Georgia ... Led LSU with 11 carries for 54 yards and a touchdown against UAB ... Another member of LSU's talented stable of running backs ... Nephew of former LSU and New Orleans Saints great Dalton Hilliard.

CAREER HIGHS


Attempts: 19 vs. Arkansas, 2011
 Yards: 141 vs. North Texas, 2012
 Touchdowns: 3 at Mississippi State, 2013
 Long: 71 vs. Idaho, 2012

HILLIARD'S CAREER RUSHING STATS

YEAR	G-GS	ATT.	YDS.	TD	LG
2011	13-0	62	336	8	25
2012	12-1	82	464	6	71
2013	9-0	58	270	6	34
Totals	34-1	202	1,070	20	71

HILLIARD'S CAREER RECEIVING STATS

YEAR	G-GS	REC.	YDS.	TD	LG
2011	13-0	3	13	1	8
2012	12-1	3	21	0	10
2013	9-0	1	0	0	0
Totals	34-1	7	34	1	10



94

Danielle Hunter

Defensive End

6-6 • 241 • So. • 1L

Katy, Texas (Morton Ranch)

- 2013 SEC Defensive Lineman of the Week (vs. Florida)

SOPHOMORE SEASON (2013)

Started six times in nine games played ... Rotates in at defensive end with Jordan Allen ... Recorded one tackle for a loss versus Furman ... Posted six tackles, including half a sack, at Ole Miss ... Named SEC Defensive Lineman of the Week after he posted seven tackles, one tackle for a loss and recorded two pass breakups at the line of scrimmage against Florida ... Made the first start of his career against Auburn and posted a career-high eight tackles ... Led LSU with 1.5 tackles for a loss against TCU in the opener and also forced a fumble ... Combined with Rasco for the first sack of the 2013 season ... Saw action in 12 games – mainly on special teams – during his true freshman season with the Tigers in 2012 and continues to play on special teams as a sophomore.

CAREER HIGHS

Total tackles: 8 vs. Auburn, 2013
 Tackles for loss: 1.5 vs. TCU, 2013
 Sacks: 0.5, twice (Last: at Ole Miss, 2013; First: vs. TCU, 2013)

HUNTER'S CAREER DEFENSIVE STATS

YEAR	G-GS	UT	AT	TT	TFL	SACKS	PBU	QBH	INT	FF	FR
2012	12-0	3	9	12	0	0	0	0	0	0	0
2013	9-6	12	32	44	4.0-14	1.0-7	2	4	0	1	0
Totals	21-6	15	40	56	4.0-14	1.0-7	2	4	0	1	0



10

Anthony Jennings

Quarterback

6-2 • 211 • Fr. • HS

Marietta, Ga. (Marietta)

TRUE FRESHMAN SEASON (2013)

Played in six games with no starts ... Completed 1-of-2 passes for 12 yards and ran three times for nine yards against Furman ... Ran a designed QB sneak for a first down on his only snap at Ole Miss ... Scored the first touchdown of his career on a one-yard QB keeper against Florida ... Played the entire fourth quarter against UAB and completed his first pass for 11 yards ... Saw his first action as a Tiger when he entered for Zach Mettenberger midway through the third quarter against TCU and ran a quarterback sneak up the middle for a first down to the TCU four-yard line ... Talented QB who solidified himself as the backup quarterback during fall camp ... Looks to pass first but has the ability to tuck it and pick up yards on the ground.

CAREER PASSING HIGHS

Attempts: 2 vs. Furman, 2013
 Completions: 1, twice (Last: vs. Furman, 2013; First: vs. UAB, 2013)
 Yards: 12 vs. Furman, 2013
 Touchdowns: 0

CAREER RUSHING HIGHS


Attempts: 3 vs. Furman, 2013
 Yards: 17 vs. Kent State, 2013
 Touchdowns: 1 vs. Florida, 2013
 Long: 17 vs. Kent State, 2013

JENNINGS' CAREER PASSING TOTALS

YEAR	G-GS	COMP-ATT-INT.	YDS.	TD	LG
2013	6-0	2-3-0	23	0	12
Totals	6-0	2-3-0	23	0	12

JENNINGS' CAREER RUSHING STATS

YEAR	G-GS	ATT.	YDS.	TD	LG
2013	6-0	10	23	1	17
Totals	6-0	10	23	1	17



90

Anthony Johnson

Defensive Tackle

6-3 • 294 • Jr. • 2L

New Orleans, La. (O. Perry Walker)

- 2013 Bednarik, Nagurski, Outland, Lombardi Awards Watch List
- 2013 Preseason All-America First Team (ESPN.com, Sporting News)
- 2013 Preseason All-America Second Team (CBSSports.com, Phil Steele)
- 2013 Preseason All-SEC First Team (Coaches, Media)

Has played in 36 games with 12 career starts ... Accumulated 69 tackles, 19.5 tackles for loss, 7.0 sacks and one INT in his career.

JUNIOR SEASON (2013)

Started all nine games at defensive tackle ... Tied for the team lead with 6.5 tackles for a loss and 3.0 sacks ... Registered a sack for a loss of five yards versus Furman ... Recorded a PBU at Ole Miss ... Posted a nine-yard sack against Florida ... Made five tackles, including 2.0 tackles for a loss and one sack at Mississippi State ... Recorded the first interception of his career at Georgia ... Tallied 1.5 tackles for a loss against Kent State ... Steps into the leadership role on the defensive line for the Tigers in 2013.

CAREER HIGHS

Total tackles: 5, three times (Last: at Mississippi State, 2013; First: vs. Idaho, 2012)

Tackles for loss: 2.0, four times (Last: at Mississippi State, 2013; First: at Mississippi State, 2011)

Sacks: 1.0, six times (Last: vs. Furman, 2013; First: at Mississippi State, 2011)

JOHNSON'S CAREER DEFENSIVE STATS

YEAR	G-GS	UT	AT	TT	TFL	SACKS	PBU	QBH	INT	FF	FR
2011	14-0	6	6	12	3.0-10	1.0-5	0	0	0	0	0
2012	13-3	11	19	30	10.0-37	3.0-24	1	2	0	0	0
2013	9-9	12	15	27	6.5-32	3.0-19	1	2	1-4	0	0
Totals	36-12	29	40	69	19.5-79	7.0-48	2	4	1-4	0	0



45

Deion Jones

Linebacker

6-2 • 208 • So. • 1L

New Orleans, La. (Jesuit)

SOPHOMORE SEASON (2013)

Hard-hitting linebacker who adds depth in the rotation ... Counted on as a contributor on special teams coverage units.

CAREER HIGHS

Total tackles: 3, four times (Last: vs. Auburn, 2013; First: at Texas A&M, 2012)

Tackles for loss: 1.0, three times (Last: at Texas A&M, 2012; First: vs. North Texas, 2012)

JONES' CAREER DEFENSIVE STATS

YEAR	G-GS	UT	AT	TT	TFL	SACKS	PBU	QBH	INT	FF	FR
2012	13-0	8	15	23	3.0-12	0	0	3	0	0	1-0
2013	9-0	2	8	10	0	0	0	1	0	0	0
Totals	22-0	10	23	33	3.0-12	0	0	4	0	0	1-0



49

Melvin Jones

Fullback

6-3 • 245 • Fr. • HS

Lake Charles, La. (Washington-Marion)

TRUE FRESHMAN SEASON (2013)

Has played in eight games with no starts ... Saw extensive playing time against Furman where he caught a seven-yard touchdown pass, the first TD of his LSU career ... Shifted from linebacker to fullback during fall camp ... Plays on special teams units ... Tremendous athlete with great size and speed.

CAREER RECEIVING HIGHS

Receptions: 1 vs. Furman, 2013

Yards: 7 vs. Furman, 2013

Touchdowns: 1 vs. Furman, 2013

Long: 7 vs. Furman, 2013

JONES' CAREER RECEIVING STATS

YEAR	G-GS	REC.	YDS.	TD	LONG
2013	8-0	1	7	1	7
Totals	8-0	1	7	1	7



58

Tahj Jones

Linebacker

6-2 • 205 • Sr. • 2L

Sulphur, La. (Sulphur)

- 2013 Preseason All-SEC Third Team (Media)

SENIOR SEASON (2013)

Listed atop the depth chart at outside linebacker ... Has appeared in 31 games with five starts during his career ... Started against UAB ... Did not play against TCU, Georgia, Mississippi State, Florida or Furman due to injury ... Missed all but one game last year due to an academic issue ... Was able to practice with team, but unable to participate in games.

CAREER HIGHS

Total tackles: 4, twice (Last: vs. Clemson, 2012)

Tackles for loss: 1.0, three times (Last: vs. Alabama, 2012 BCS Championship Game)

Sacks: 1.0, twice (Last: vs. Clemson, 2012; First: vs. Auburn, 2011)

Interceptions: 1 vs. Western Kentucky, 2011

JONES' CAREER DEFENSIVE STATS

YEAR	G-GS	UT	AT	TT	TFL	SACKS	PBU	QBH	INT	FF	FR
2010	13-0	0	6	6	0	0	0	0	0	0	0
2011	14-1	9	18	27	3.5-10	1.0-3	1	0	1-1	0	1-0
2012	1-1	1	3	4	1.5-7	1.0-7	0	0	0	1	0
2013	3-3	3	3	6	0	0	0	0	0	0	0
Totals	31-5	13	30	43	5.0-17	2.0-10	1	0	1-1	1	1-0



38

Jamie Keehn

Punter

6-4 • 218 • So. • 1L

Queensland, Australia (Rockhampton Grammar School)

SOPHOMORE SEASON (2013)

Season stats: 26 punts, 38.8 average, 11 i20, 2 50+, long 58 ... Called on to punt four times at Ole Miss and dropped three punts inside the Rebel 20-yard line ... Placed two punts inside the 20 against Florida ... Punted twice for a career-long 46.5-yard average at Mississippi State ... Set a career high with three punts downed inside the Auburn 20-yard line with a long of 53 ... Had one punt of 33 yards against Kent State ... Punted four times with a 42.8-yard average, long of 58 and one inside the 20 against UAB ... Only called upon to punt three times in the opener against TCU, and he placed one inside the 20 and had a long of 48 ... Takes over as LSU's starting punter in 2013 after serving as a backup to fellow Australian Brad Wing in 2012.

KEEHN'S CAREER HIGHS

Punts: 9 vs. Clemson, 2012

Punting Yards: 401 vs. Clemson, 2012

Punting Avg.: 46.5 at Mississippi State, 2013


Long: 58, twice (Last: vs. UAB, 2013; First: vs. Clemson, 2012)

50+ Punts: 5 vs. Clemson, 2012

i20-yard line: 3, twice (Last: at Ole Miss, 2013; First: vs. Auburn, 2013)

KEEHN'S CAREER PUNTING TOTALS

YEAR	NO.	YDS.	AVG.	LG	i20	TB	50+
2012	12	524	43.7	58	3	1	6
2013	26	1,010	38.8	58	11	1	2
Totals	38	1,534	40.4	58	14	2	8



91

Christian LaCouture

Defensive Tackle

6-5 • 298 • Fr. • HS

Lincoln, Neb. (Lincoln Southwest)

TRUE FRESHMAN SEASON (2013)

Listed as a backup defensive tackle and sees time in the rotation ... Played in nine games ... Recorded his first career sack late in the game at Mississippi State ... Made his first career tackle against Kent State ... A talented prospect with outstanding size and strength at the point of attack.

CAREER HIGHS

Total tackles: 2, twice (Last: vs. Florida, 2013; First: vs. Auburn, 2013)

Tackles for loss: 1.0 at Mississippi State, 2013

Sacks: 1.0 at Mississippi State, 2013

LaCOUTURE'S CAREER DEFENSIVE STATS

YEAR	G-GS	UT	AT	TT	TFL	SACKS	PBU	QBH	INT	FF	FR
2013	9-0	2	5	7	1.0-2	1.0-2	0	0	0	0	0
Totals	9-0	2	5	7	1.0-2	1.0-2	0	0	0	0	0



80
Jarvis Landry
Wide Receiver
6-1 • 195 • Jr. • 2L
Lutcher, La. (Lutcher)

- 2013 Biletnikoff Award Watch List
- 2013 Preseason All-SEC Third Team (Media)

Has played in 36 games with nine starts during his career ... Has caught 118 passes for 1,498 yards and 13 touchdowns in his career ... Has five career 100-yard receiving games ... Tied the school record first set by Dwayne Bowe in 2005 with a streak of seven straight games with a receiving TD ... In 2013 he became the first LSU player in history to make at least one TD reception in the first five games of a season ... Fierce competitor who possesses strong hands ... Exceptional route runner.

JUNIOR SEASON (2013)

Ranks third in the SEC and 12th nationally with eight touchdown receptions ... Ranks fourth in the SEC and 15th nationally with 882 receiving yards ... Ranks second in the SEC in receptions per game at 6.4 and fourth in the league in receiving yards per game with 98.0 ... Enters the Alabama game with 58 receptions this season, one shy of the LSU single-season top 10 for catches in a season ... Hauled in five catches for 87 yards against Furman ... Recorded his fourth 100-yard receiving game of the season with seven catches for 121 yards and one TD at Ole Miss ... Tallied eight catches for 96 yards at Mississippi State but had his streak of seven straight games with a receiving TD snapped ... His 34 catches were the most by an LSU receiver through the first five games of a season since Tony Moss also had 34 catches in 1989 (last player with more than 34 was Wendell Davis with 36 in 1986) ... His 24 catches are the most through the first four games of a season since Michael Clayton had 25 in 2003 ... Set career highs with 10 catches and 156 yards with one touchdown at Georgia ... Established a new career high with 117 receiving yards on seven catches and a touchdown against Auburn ... His five TD receptions through the first three games were the most by an LSU player since Carlos Carson had six in 1977 ... Hauled in four catches for 66 yards and two TDs against Kent State, marking the fifth straight game in which he has caught a TD pass ... Caught two TD passes in a game for the first time in his career against UAB and finished with five grabs for 71 yards ... Opened the season against TCU with eight catches for 109 yards and a 20-yard TD reception that sealed LSU's victory ... Teamed with Odell Beckham to become LSU's first duo to each post 100 receiving yards in a game since Josh Reed and Michael Clayton did it on Jan. 1, 2002 in the Sugar Bowl against Illinois ... Equaled his career high with 109 receiving yards against TCU.

CAREER HIGHS

Receptions: 10 at Georgia, 2013
Yards: 156 at Georgia, 2013
Long: 39 at Georgia, 2013
Touchdowns: 2, twice (Last: vs. Kent State, 2013; First: vs. UAB, 2013)

LANDRY'S CAREER RECEIVING STATS

YEAR	G-GS	REC.	YDS.	TD	LG
2011	14-1	4	43	0	20
2012	13-1	56	573	5	33
2013	9-7	58	882	8	39
Totals	36-9	118	1,498	13	39



15
Quantavious Leslie
Wide Receiver
6-4 • 175 • Jr. • JC
Hogansville, Ga. (Hinds (Miss.) CC)

JUNIOR SEASON (2013)

Made one catch for 11 yards in his first appearance as a Tiger against UAB ... A fast and physical deep-threat wide receiver who played for Hinds (Miss.) Community College for two seasons after high school.

CAREER HIGHS

Receptions: 1 vs. UAB, 2013
Yards: 11 vs. UAB, 2013
Long: 11 vs. UAB, 2013
Touchdowns: 0

LESLIE'S CAREER RECEIVING STATS

YEAR	G-GS	REC.	YDS.	TD	LG
2013	4-0	1	11	0	11
Totals	4-0	1	11	0	11



6
Craig Loston
Safety
6-2 • 209 • Sr. • 3L
Aldine, Texas (Eisenhower)

- 2013 Bednarik, Nagurski and Thorpe Awards Watch List
- 2013 Preseason All-America Second Team (CBSSports.com, SI.com)
- 2013 Preseason All-America Third Team (Phil Steele)
- 2013 Preseason All-SEC First Team (Coaches, Media)
- 2012 All-SEC Second Team (AP)
- 2012 SEC Co-Defensive Player of the Week (vs. Miss. State)

One of the team leaders on a young defense ... Has played in 42 games during his career, starting 20 times ... Registered 122 career tackles to go with 4.0 tackles for loss and seven takeaways (5 interceptions, 1 forced fumble, 1 fumble recovery).

SENIOR SEASON (2013)

Tied his career high with nine tackles against Florida and added a PBU ... Tallied eight tackles and his first interception of the season against Auburn ... Did not play against Kent State, Mississippi State or Furman ... Tied for the team lead with five tackles against TCU in the season opener, including four solo stops.

CAREER HIGHS

Total tackles: 9, twice (Last: vs. Florida, 2013; First: at Texas A&M, 2012)
Tackles for loss: 1, four times (Last: at Texas A&M, 2012; First: vs. Ole Miss, 2010)
Interceptions: 1, five times (Last: vs. Auburn, 2013; First: vs. ULM, 2010)

LOSTON'S CAREER DEFENSIVE STATS

YEAR	G-GS	UT	AT	TT	TFL	SACKS	PBU	QBH	INT	FF	FR
2010	13-2	12	10	22	1.0-3	0	2	0	1-11	0	0
2011	11-0	8	6	14	0	0	1	0	0	1	0
2012	12-12	29	26	55	3.0-8	0	1	0	3-103	0	1-2
2013	6-6	16	15	31	0	0	2	0	1-5	0	0
Totals	42-20	65	57	122	4.0-11	0	6	0	5-119	1	1-2



23
Lamar Louis
Linebacker
6-0 • 216 • So. • 1L
Breaux Bridge, La. (Breaux Bridge)

SOPHOMORE SEASON (2013)

Posted six tackles at Ole Miss ... Recovered a fumble at Mississippi State ... Established a new career high with seven tackles against UAB, tying for the team lead ... Backup to D.J. Welter at Mike linebacker.

CAREER HIGHS

Total tackles: 7 vs. UAB, 2013
Tackles for loss: 0

LOUIS' CAREER DEFENSIVE STATS

YEAR	G-GS	UT	AT	TT	TFL	SACKS	PBU	QBH	INT	FF	FR
2012	11-5	5	8	13	0	0	0	2	0	0	0
2013	9-0	11	12	23	0	0	0	0	0	0	1-0
Totals	20-5	16	20	36	0	0	0	2	0	0	1-0



54
Justin Maclin
Defensive End
6-4 • 242 • Jr. • SQ
Memphis, Tenn. (Ridgeway)

JUNIOR SEASON (2013)

Lined up at defensive end during the opener against TCU but did not record any statistics ... Plagued by injuries during his LSU career, he is at full strength this fall.

CAREER HIGHS

Total tackles: 1, three times (Last: vs. Furman, 2013; First: vs. Louisiana-Monroe, 2010)

MACLIN'S CAREER DEFENSIVE STATS

YEAR	G-GS	UT	AT	TT	TFL	SACKS	PBU	QBH	INT	FF	FR
2010	1-0	0	1	1	0	0	0	0	0	0	0
2011	-- DNP (redshirted) --										
2012	2-0	0	0	0	0	0	0	0	0	0	0
2013	5-0	0	2	2	0	0	0	0	0	0	0
Totals	8-0	0	3	3	0	0	0	0	0	0	0



14

Terrence Magee

Running Back
5-9 • 214 • Jr. • 1L
Franklinton, La. (Franklinton)

JUNIOR SEASON (2013)

Second on the team with 376 rushing yards and also has five rushing TDs through nine games ... Rushed for a career-high tying 108 yards and two touchdowns on seven carries against Furman ... Caught one pass for a career-long 17 yards versus Florida ... Ran for 108 yards and one touchdown on nine carries (all in the second half) against Kent State, marking the first 100-yard rushing game of his career ... Exploded for then-career highs of 95 rushing yards and two touchdowns on 13 carries against a traditionally stout TCU defense in the season opener, including a career-long 52-yard TD scamper early in the third quarter ... Completed the transition back to running back from wide receiver during fall camp and established himself as a viable option in the run game.

RUSHING CAREER HIGHS

Attempts: 13 vs. TCU, 2013
Yards: 108, twice (Last: vs. Furman, 2013; First: vs. Kent State, 2013)
Touchdowns: 2, twice (Last: vs. Furman, 2013; First: vs. TCU, 2013)
Long: 52 vs. TCU, 2013

RECEIVING CAREER HIGHS

Receptions: 1, six times (Last: vs. Furman, 2013; First: vs. Idaho, 2012)
Yards: 17 vs. Florida, 2013
Long: 17 vs. Florida, 2013

MAGEE'S CAREER RUSHING STATS

YEAR	G-GS	ATT.	YDS.	TD	LG
2011	5-0	27	133	1	35
2012	9-0	1	0	0	0
2013	9-0	50	376	5	52 (TD)
Totals	23-0	78	509	6	52

MAGEE'S CAREER RECEIVING STATS

YEAR	G-GS	REC.	YDS.	TD	LG
2011	5-0	0	0	0	0
2012	9-0	1	7	0	7
2013	9-0	5	47	0	17
Totals	23-0	6	54	0	17



26

Ronald Martin

Safety
6-1 • 218 • Jr. • 2L
White Castle, La. (White Castle)

JUNIOR SEASON (2013)

Has started eight times and played in 23 games during his career ... Recorded his first interception of the season and third of his career against Furman ... Led the team and shattered his career high with 12 total tackles and added one forced fumble and a fumble recovery at Ole Miss ... Had two PBUs at Mississippi State and both came on fourth down passes by the Bulldogs ... Set a career high with seven tackles at Georgia ... Did not play against Auburn ... Tied his career high with five stops versus Kent State ... Matched his career high with five tackles against UAB.

CAREER HIGHS

Total tackles: 12 at Ole Miss, 2013
Tackles for loss: 0.5, twice (Last: vs. Idaho, 2012; First: vs. North Texas, 2012)
Interceptions: 2 vs. Idaho, 2012
PBUs: 2 at Mississippi State, 2013

MARTIN'S CAREER DEFENSIVE STATS

YEAR	G-GS	UT	AT	TT	TFL	SACKS	PBU	QBH	INT	FF	FR
2011	3-0	2	1	3	0	0	2	0	0	0	0
2012	13-1	18	17	35	1.0-1	0	0	0	2-45	1	0
2013	7-7	19	18	37	0	0	4	0	1-0	1	1-0
Totals	23-8	39	36	75	1.0-1	0	6	0	3-45	2	1-0



8

Zach Mettenberger

Quarterback
6-5 • 235 • Sr. • 2L
Watkinsville, Ga. (Butler (Kan.) Comm. College)

- 2013 SEC Offensive Player of the Week (at Mississippi State)
- 2013 Maxwell Award Watch List

In his second season as LSU's starting quarterback ... Leader both on and off the field for the Tigers ... Has played in 27 games at LSU with 22 starts ... Joined Matt Flynn (10 in 2007) and Warren Rabb (11 in 1958) as the only quarterbacks in LSU history to lead the Tigers to double-figure victories in first season as starting quarterback ... Is 17-5 as a starter at LSU ... Ranks sixth in LSU history with 5,193 career passing yards ... Ranks eighth in LSU history with 366 career completions ... Ranks ninth in LSU history with 594 career attempts ... Ranks seventh in school history with 32 career TD passes ... Has thrown for 5,193 yards and 32 touchdowns so far in his LSU career.

SENIOR SEASON (2013)

Season stats: 151-231 for 2,492 yards, 19 touchdowns and seven interceptions ... Leads the SEC and is third nationally in passing yards per completion at 16.50 ... Ranks second in the SEC and 14th nationally with 19 TD passes, and his 19 TD passes are the fifth most in a single season in LSU history ... Ranks second in the SEC and sixth nationally in passing efficiency (177.1) ... Ranks second in the SEC and 15th nationally with 2,492 passing yards ... Ranks second in the league in passing yards per game at 276.9 ... Eclipsed the 300-yard passing mark for the third this season and his career when he completed 16-of-24 passes for 328 yards and three touchdowns against Furman ... Threw for 274 yards and one TD at Ole Miss ... Completed 9-of-17 passes for 152 yards with no TDs or INTs against Florida ... Had more passing TDs (15) and passing yards (1,738) than any player in LSU history through the first six games of a season ... Became only the fifth QB in LSU history and the first since Rohan Davey in 2001 to have 300-plus yards passing in back-to-back games ... Named the SEC Offensive Player of the Week after he completed 25-of-29 passes for 340 yards and two touchdowns at Mississippi State, and his .860 completion percentage ranks as the fourth-highest total for a QB in school history in a game with at least 20 attempts ... At one point he completed 12 straight passes against MSU (including all nine attempts in the second half), which is tied for the fourth-most in a game in school history, and his 25 total completions are the most by an LSU QB since Rohan Davey had 31 in the 2002 Sugar Bowl vs. Illinois ... Shattered his career high as he broke the 300 passing yard mark for the first time in his career at Georgia, finishing 23-of-37 for 372 yards with three touchdowns and no INTs ... His 372 passing yards at UGA are the most in a game by an LSU QB since Davey threw for 444 against Illinois in the Sugar Bowl on Jan. 1, 2002, and the most against an SEC opponent since Davey passed for 528 at Alabama in 2001 ... His 372 passing yards at UGA also rank as the sixth-most in a single game in LSU history ... Threw for 229 yards and one touchdown against Auburn and also threw his first INT of the season, breaking a streak of 77 straight passes without one ... His nine TD passes rank as the most in LSU history through the first three games of a season ... Finished 13-of-18 for 264 yards and three touchdowns against Kent State, marking his third straight game with 250-plus passing yards and the sixth time in his career ... Completed 16-of-19 passes for 282 yards and a school-record 5 TDs in the win against UAB ... The 5 TDs broke the previous record of 4, which was set on 11 different occasions ... Became the first LSU QB to throw three or more TDs in a half since JaMarcus Russell fired three in the first half of the Mississippi State game on Sept. 30, 2006 ... Opened the 2013 season with a strong performance against TCU, completing 16-of-32 passes for 251 yards and one touchdown late in the game that sealed LSU's victory ... The 251 passing yards is the most in an LSU season opener since JaMarcus Russell threw for 253 in the 2006 opener against Louisiana-Lafayette.

CAREER HIGHS

Attempts: 37, twice (Last: at Georgia, 2013; First: vs. Ole Miss, 2012)
Completions: 25 at Mississippi State, 2013
Yards: 372 at Georgia, 2013
Touchdowns: 5 vs. UAB, 2013

METTENBERGER'S CAREER PASSING TOTALS

YEAR	G-GS	COMP-ATT-INT.	YDS.	TD	LG
2011	5-0	8-11-0	92	1	24
2012	13-13	207-352-7	2,609	12	56
2013	9-9	151-231-7	2,492	19	63
Totals	27-22	366-594-14	5,193	32	63



28

Jalen Mills

Cornerback
6-1 • 189 • So. • 1L
DeSoto, Texas (DeSoto)

- 2013 Preseason All-SEC Third Team (Media)
- 2012 Freshman All-America First Team (Sporting News, CBSSports.com, FoxSportsNext.com)
- 2012 SEC Freshman of the Week (vs. Washington)

SOPHOMORE SEASON (2013)

Tied for the team lead in sacks with 3.0 ... Posted 2.0 sacks and six total tackles at Ole Miss ... Recorded the first sack of his career and finished with 1.5 TFL against Florida ... Picked off his second pass of the season against Auburn ... Led the team with five solo tackles, one interception and one PBU in the season opener against TCU, showing off his lockdown ability on the outside ... Returning freshman All-America selection at cornerback who started all 13 games last season.

CAREER HIGHS

Total tackles: 9 at Arkansas, 2012
Interceptions: 1, four times (Last: vs. Auburn, 2013; First: vs. Washington, 2012)
Pass Breakups: 2 at Arkansas, 2012

MILLS' CAREER DEFENSIVE STATS

YEAR	G-GS	UT	AT	TT	TFL	SACKS	PBU	QBH	INT	FF	FR
2012	13-13	38	19	57	0	0	5	0	2-18	0	0
2013	9-9	27	11	38	3.5-22	3.0-21	2	0	2-(-6)	0	0
Totals	22-22	65	30	95	3.5-22	3.0-21	7	0	4-12	0	0



92
Lewis Neal
 Defensive End
 6-1 • 238 • Fr. • HS
 Wilson, N.C. (James B. Hunt)

TRUE FRESHMAN SEASON (2013)

Credited with three tackles and one QB hurry in limited action against Kent State ... Racked up four tackles and half a sack in his first game as a Tiger against UAB ... True

freshman defensive end who is a very quick and explosive player off the line.

CAREER HIGHS

Total tackles: 4 vs. UAB, 2013
 Tackles for loss: 0.5 vs. UAB, 2013
 Sacks: 0.5 vs. UAB, 2013

NEAL'S CAREER DEFENSIVE STATS

YEAR	G-GS	UT	AT	TT	TFL	SACKS	PBU	QBH	INT	FF	FR
2013	7-0	0	7	7	0.5-2	0.5-2	0	1	0	0	0
Totals	7-0	0	7	7	0.5-2	0.5-2	0	1	0	0	0



43
Connor Neighbors
 Fullback
 5-11 • 239 • Sr. • 1L
 Huntsville, Ala. (Huntsville)

SENIOR SEASON (2013)

Played in 27 games with four starts in his career ... Started at Mississippi State, vs. Florida, at Ole Miss and vs. Furman ... Caught a pass and rumbled 52 yards, the longest

reception of any LSU player this season, against Kent State ... Saw extensive action in the opener against TCU where he rushed once and caught one pass for three yards ... Teams with J.C. Copeland to give LSU one of the best fullback tandems in college football.

NEIGHBORS' CAREER RUSHING STATS

YEAR	G-GS	ATT.	YDS.	TD	LG
2010	1-0	0	0	0	0
2011	4-0	0	0	0	0
2012	13-0	1	5	0	5
2013	9-4	2	0	0	1
Totals	27-4	3	5	0	5

NEIGHBORS' CAREER RECEIVING STATS

YEAR	G-GS	REC.	YDS.	TD	LG
2010	1-0	0	0	0	--
2011	4-0	0	0	0	--
2012	13-0	0	0	0	--
2013	9-4	4	80	0	52
Totals	27-4	4	80	0	52



77
Ethan Poci
 Center
 6-7 • 301 • Fr. • HS
 Lemont, Ill. (Lemont)

TRUE FRESHMAN SEASON (2013)

Appeared in five games with one start at center ... Started against Furman and finished with three knockdowns ... Has recorded 7 knockdowns this season (3 vs. UAB, 1 vs.

Kent State, 3 vs. Furman) ... A strong and physical offensive lineman with exceptional quickness who has the ability to play anywhere on the offensive line ... First-team Parade All-American as a high school senior.




55
Elliott Porter
 Center
 6-4 • 300 • Jr. • 1L
 Westwego, La. (Kentucky)

JUNIOR SEASON (2013)

Has 37 knockdowns this season: 4 vs. TCU, team-high 6 vs. UAB, 4 vs. Kent State, team-high 7 vs. Auburn, 2 at Georgia, 3 at Mississippi State, 4 vs. Florida, 7 at Ole Miss

... Took over as starting center for the departed P.J. Loneragan ... Has played in 18 career games with nine starts at center to his credit (8 in 2013) ... Started and played the entire game against TCU in the opener, helping pave the way for LSU to rack up 448 total yards of offense ... Did not play against Furman.



59
Jermauria Rasco
 Defensive End
 6-3 • 262 • Jr. • 2L
 Shreveport, La. (Evangel Christian)

JUNIOR SEASON (2013)

Recorded half a sack at Ole Miss ... Produced 4 QB hurries and half a tackle for a loss versus Florida ... Tied his career high with six tackles against Auburn and again at

Georgia ... Set a career high with six tackles and a sack against UAB ... Earned the first start of his career against TCU in the season opener and produced a team high five tackles and combined for a sack with Danielle Hunter ... Talented end who plays well against the run and pass.

CAREER HIGHS

Total tackles: 6, three times (Last: at Georgia, 2013; First: vs. UAB, 2013)
 Tackles for loss: 1.0, six times (Last: at Georgia, 2013)
 Sacks: 1.0, three times (Last: vs. UAB, 2013; First: vs. Auburn, 2011)

RASCO'S CAREER DEFENSIVE STATS

YEAR	G-GS	UT	AT	TT	TFL	SACKS	PBU	QBH	INT	FF	FR
2011	9-0	10	7	17	3.5-21	2.0-17	0	0	0	0	0
2012	13-0	2	8	10	2.0-3	0	0	1	0	1	0
2013	9-9	14	25	39	4.0-16	2.0-11	2	8	0	0	0
Totals	31-9	26	40	66	9.5-40	4.0-28	2	9	0	1	0



40
Duke Riley
 Linebacker
 6-1 • 208 • Fr. • HS
 Buras, La. (John Curtis)

TRUE FRESHMAN SEASON (2013)

Posted a half tackle for a loss of eight yards when Auburn's punter dropped the ball and tried to get off the punt ... Sees action on LSU's special teams units ... A speedy

linebacker that has the ability to put pressure on the quarterback and cover receivers down field.

CAREER HIGHS

Total tackles: 1, twice (Last: vs. Auburn, 2013; First: vs. Kent State, 2013)
 Tackles for loss: 0.5 vs. Auburn, 2013
 Sacks: 0

RILEY'S CAREER DEFENSIVE STATS

YEAR	G-GS	UT	AT	TT	TFL	SACKS	PBU	QBH	INT	FF	FR
2013	9-0	0	3	3	0.5-8	0	0	0	0	0	0
Totals	9-0	0	3	3	0.5-8	0	0	0	0	0	0



21
Rashard Robinson
 Defensive Back
 6-1 • 163 • Fr. • HS
 Pompano Beach, Fla. (Ely)

TRUE FRESHMAN SEASON (2013)

Tallied half a tackle for a loss against Furman ... Recorded his first PBU at Mississippi State ... Made his first career tackle against Kent State ... Played against UAB but did

not record any stats ... Joined the team on Aug. 28 after being cleared to enroll ... Missed all of fall camp while waiting on clearance from the NCAA Eligibility Center ... Lengthy comeback with outstanding speed and aggressive mindset on the field.

CAREER HIGHS

Total tackles: 2 vs. Furman, 2013
 PBUs: 1 at Mississippi State, 2013
 Interceptions: 0

ROBINSON'S CAREER DEFENSIVE STATS

YEAR	G-GS	UT	AT	TT	TFL	SACKS	PBU	QBH	INT	FF	FR
2013	8-0	7	3	10	0.5-0	0	1	0	0	0	0
Totals	8-0	7	3	10	0.5-0	0	1	0	0	0	0



89

DeSean Smith

Tight End

6-4 • 241 • Fr. • HS


Lake Charles, La. (Barbe)

TRUE FRESHMAN SEASON (2013)

Made the first catch of his career for 14 yards and a first down against UAB ... Saw his first action as a Tiger in the season opener against TCU ... Was targeted once on a redzone play, but the pass was broken up ... Outstanding pass catcher with great athleticism in the open field ... Also contributes on special teams.

SMITH'S CAREER RECEIVING STATS

YEAR	G-GS	REC.	YDS.	TD	LG
2013	9-0	1	14	0	14
Totals	9-0	1	14	0	14



84

Logan Stokes

Tight End

6-5 • 251 • Jr. • JC

Muscle Shoals, Ala. (NE Mississippi CC)

JUNIOR SEASON (2013)

Made his second start at Ole Miss ... Played against TCU and started against UAB but did not catch a pass ... Athletic tight end who can serve as both a pass catcher and a run blocker.

STOKES' CAREER RECEIVING STATS

YEAR	G-GS	REC.	YDS.	TD	LG
2013	9-2	0	0	0	0
Totals	9-2	0	0	0	0



13

Dwayne Thomas

Cornerback

6-0 • 181 • Fr. • RS

New Orleans, La. (O. Perry Walker)

REDSHIRT FRESHMAN SEASON (2013)

Posted 2.0 sacks for a loss of 11 yards, forced one fumble and earned one PBU against Furman ... Recorded three pass breakups against Auburn ... Earned his first tackle for a loss against Kent State ... Made the first tackle of his career against TCU in the opener ... Reserve cornerback who should see a lot of action this season in the nickel and dime packages ... Valuable contributor on special teams.

CAREER HIGHS

Total tackles: 2, three times (Last: vs. Furman, 2013; First: vs. Kent State, 2013)

PBUs: 3 vs. Auburn, 2013

Sacks: 2.0 vs. Furman, 2013

Interceptions: 0

THOMAS' CAREER DEFENSIVE STATS

YEAR	G-GS	UT	AT	TT	TFL	SACKS	PBU	QBH	INT	FF	FR
2012	3-0	0	0	0	0	0	0	0	0	0	0
2013	7-0	5	4	9	3.0-12	2.0-11	5	0	0	1	0
Totals	10-0	5	4	9	3.0-12	2.0-11	5	0	0	1	0



95

Quentin Thomas

Defensive Tackle

6-3 • 290 • So. • SQ

Breaux Bridge, La. (Breaux Bridge)

SOPHOMORE SEASON (2013)

Earned 0.5 TFL against Furman ... Recorded a PBU at Ole Miss ... Played well against UAB, posting four tackles, one PBU and a fumble recovery ... Competed against TCU

but did not record any stats ... Backup defensive tackle behind Ego Ferguson ... Promising player with a lot of upside.

CAREER HIGHS

Total tackles: 4 vs. UAB, 2013

Sacks: 0

Tackles for loss: 0.5 vs. Furman, 2013

THOMAS' CAREER DEFENSIVE STATS

YEAR	G-GS	UT	AT	TT	TFL	SACKS	PBU	QBH	INT	FF	FR
2012	3-0	0	1	1	0	0	0	0	0	0	0
2013	7-0	2	6	8	0.5-3	0	2	0	0	0	1-0
Totals	10-0	2	7	9	0.5-3	0	2	0	0	0	1-0



12

Corey Thompson

Safety

6-2 • 212 • So. • 1L

Missouri City, Texas (Fort Bend Elkins)

SOPHOMORE SEASON (2013)

Rotates in at safety for the Tigers ... Played in eight games with three starts ... Started against Florida and broke his career high in tackles for the second straight week with seven ... Earned his first career start at Mississippi State and tied for the team lead with a career-high six tackles and three pass breakups ... Posted five tackles against Auburn, including a half tackle for a loss of eight yards when Auburn's punter dropped the ball and tried to get a punt away ... Comes from an athletic family as his dad played football at Texas A&M and his mom was a track star at both the collegiate and International levels.

CAREER HIGHS

Total tackles: 7 vs. Florida, 2013

Tackles for loss: 0.5 vs. Auburn, 2013

Interceptions: 0

PBUs: 3 at Mississippi State, 2013

THOMPSON'S CAREER DEFENSIVE STATS

YEAR	G-GS	UT	AT	TT	TFL	SACKS	PBU	QBH	INT	FF	FR
2012	13-0	5	6	11	0	0	0	0	0	0	0
2013	8-3	12	17	29	0.5-8	0	3	0	0	0	0
Totals	21-3	17	23	40	0.5-8	0	3	0	0	0	0



56

Trai Turner

Offensive Guard

6-3 • 316 • So. • 1L

New Orleans, La. (St. Augustine)

SOPHOMORE SEASON (2013)

Has 33 knockdowns this season: 4 vs. TCU, 2 vs. Kent State, 1 vs. Auburn, 2 at Georgia, team-leading 5 at Mississippi State, 5 vs. Florida, team-leading 8 at Ole Miss, team-leading 6 vs. Furman ... Started 16 times at right guard in 21 career games played ... Returning starter at right guard for the Tigers after taking over that position midway through the 2012 season ... Powerful run blocker who also excels in protection in the passing game ... Played in 12 games with seven starts at right guard as a freshman.



75

Evan Washington

Offensive Tackle

6-6 • 334 • Jr. • SQ

DeSoto, Texas (DeSoto)

JUNIOR SEASON (2013)

Played in nine games with one start at right tackle ... Has 7 total knockdowns this season: 1 vs. Kent State, 3 vs. Auburn, 3 vs. Furman ... Made his first career start at right tackle against Furman ... Saw a few snaps at left tackle at Ole Miss when La'el Collins was briefly injured ... Filled in for an injured Trai Turner at right guard against Auburn and posted three knockdowns in 58 snaps ... Sees time on special teams units ... Talented offensive lineman who is finally ready to see playing time after sitting out the past two seasons due to injuries and academic reasons ... Son of Marvin Washington, an 11-year NFL veteran from 1989-99.



31

D.J. Welter

Linebacker

6-1 • 226 • Jr. • SQ

Crowley, La. (Notre Dame)

JUNIOR SEASON (2013)

Has played in 17 games in his career with nine starts ... Third on the team in total tackles with 50 ... Recorded half a tackle for a loss against Furman ... Posted seven tackles at Ole Miss ... Led the team with nine tackles at Georgia ... Tied for the team lead with a career-high 11 tackles against Auburn, including one TFL ... Tallied the first sack of his career for a loss of five against Kent State ... Made the first start of his career against TCU in the season opener ... Solid linebacker who has good instincts.

CAREER HIGHS

Total tackles: 11 vs. Auburn, 2013

Tackles for loss: 1.0, twice (Last: vs. Auburn, 2013; First: vs. Kent State, 2013)

Sacks: 1.0 vs. Kent State, 2013

WELTER'S CAREER DEFENSIVE STATS

YEAR	G-GS	UT	AT	TT	TFL	SACKS	PBU	QBH	INT	FF	FR
2011	7-0	1	4	5	0	0	0	0	0	0	0
2012	1-0	0	2	2	0	0	0	0	0	0	0
2013	9-9	15	35	50	2.5-7	1.0-5	1	0	0	0	0
Totals	17-9	16	41	57	2.5-7	1.0-5	1	0	0	0	0



16
Tre'Davious White

Cornerback
5-11 • 177 • Fr. • HS
Shreveport, La. (Green Oaks)

TRUE FRESHMAN SEASON (2013)

Has seven starts in nine games played ... Posted five tackles, one TFL and two PBUs at Ole Miss ... Matched his career high with seven tackles against Florida and he also added one PBU and 0.5 TFL ... Recorded the first interception of his career at Mississippi State and returned it 40 yards to the MSU 5, setting up an LSU touchdown that put the game away for good ... Finished the game at MSU with three tackles and two PBUs along with the INT ... Tallied seven tackles and one PBU against Auburn ... Made his first start at cornerback against Kent State and posted four solo tackles, one TFL and one forced fumble ... Played much of the game against UAB and finished with six tackles ... Saw his first action as a Tiger on special teams against TCU in the Cowboys Classic but did not record any stats ... One of the most highly-rated defensive backs as a high school senior in 2012 ... Adds tremendous depth in the defensive backfield.

CAREER HIGHS

Total tackles: 7, twice (Last: vs. Florida, 2013; First: vs. Auburn, 2013)
 PBUs: 2, twice (Last: at Ole Miss, 2013; First: at Mississippi State, 2013)
 Interceptions: 1 at Mississippi State, 2013

WHITE'S CAREER DEFENSIVE STATS

YEAR	G-GS	UT	AT	TT	TFL	SACKS	PBU	QBH	INT	FF	FR
2013	9-7	23	16	39	2.5-3	0	6	0	1-40	1	0
Totals	9-7	23	16	39	2.5-3	0	6	0	1-40	1	0



82
James Wright

Wide Receiver
6-2 • 203 • Sr. • 3L
Belle Chasse, La. (Belle Chasse)

SENIOR SEASON (2013)

Played in 47 games during his career with six starts ... Has 25 career receptions for 304 yards ... Leads the team with 10 special teams tackles ... Made two more special teams tackles against Kent State ... Taken on a stronger role in special teams as a senior and came up big against TCU in the Cowboys Classic as he made three special teams tackles and forced and recovered a fumble that led to an LSU field goal.

CAREER HIGHS

Receptions: 5 vs. Washington, 2012
 Yards: 75 vs. Washington, 2012
 Touchdowns: 0
 Long: 48 vs. Ole Miss, 2012

WRIGHT'S CAREER RECEIVING STATS

YEAR	G-GS	REC.	YDS.	TD	LG
2010	12-0	2	21	0	13
2011	14-2	5	41	0	13
2012	12-4	18	242	0	48
2013	9-0	0	0	0	0
Totals	47-6	25	304	0	48