

# #LSUWIN

@LSUfbal  
 @LSUCoachMiles  
 /LSUfootball  
 @LSUfootball

# LSU

## 2013 FOOTBALL

### NATIONAL CHAMPIONS

1958 • 2003 • 2007

### SEC CHAMPIONS

1935 • 1936 • 1958 • 1961 • 1970  
1986 • 1988 • 2001 • 2003 • 2007 • 2011

#### GAME

# 7

## Florida

October 12, 2013  
 2:30 p.m. CDT • CBS  
 Baton Rouge, La.  
 Tiger Stadium (92,542)

### 2013 SCHEDULES

#### #10/11 LSU (5-1, 2-1 SEC)

DATE LSU RANK OPPONENT TV TIME/RES.

##### AUGUST (1-0)

31 #12/13 vs. #20/20 TCU ESPN W, 37-27

##### SEPTEMBER (3-1)

7 #9/11 UAB ESPNU W, 56-17

14 #8/8 Kent State ESPNU W, 45-13

21 #6/7 Auburn \* ESPN W, 35-21

28 #6/6 at #9/10 Georgia \* CBS L, 41-44

##### OCTOBER (1-0)

5 #10/11 at Mississippi State \* ESPN W, 59-26

12 #10/11 #17 Florida \* CBS 2:30 p.m.

19 at Ole Miss \* ESPN/2 6 p.m.

26 Furman TigerVision 6 p.m.

##### NOVEMBER

9 at Alabama \* TBA TBA

23 Texas A&M \* TBA TBA

29 Arkansas \* CBS 1:30 p.m.

##### DECEMBER

7 SEC Championship Game CBS 3 p.m.  
Atlanta, Ga.

#### #17/17 Florida (4-1, 3-0 SEC)

DATE OPPONENT TV TIME/RES.

##### AUGUST (1-0)

31 Toledo SECN W, 24-6

##### SEPTEMBER (2-1)

7 at Miami (Fla.) ESPN L, 16-21

21 Tennessee \* CBS W, 31-17

28 at Kentucky \* ESPNU W, 24-7

##### OCTOBER (1-0)

5 Arkansas \* ESPN2 W, 30-10

12 at #10/11 LSU \* CBS 2:30 p.m.

19 at Missouri \* SECTV 11:21 a.m.

##### NOVEMBER

2 vs. Georgia \* (in J'ville) CBS 2:30 p.m.

9 Vanderbilt \* TBA TBA

16 at South Carolina \* TBA TBA

23 Georgia Southern TBA TBA

30 Florida State TBA TBA

### ON THE AIR



#### LSU Sports Radio Network

Jim Hawthorne, play-by-play  
 Gordy Rush, analyst  
 Bill Franques, sideline



#### CBS

Verne Lundquist, play-by-play  
 Gary Danielson, analyst  
 Tracy Wolfson, sideline



#### Cox Sports (delay)

Lyn Rollins, play-by-play  
 Greg Bowser, analyst  
 Ronnie Rantz, sideline

### BREAKDOWN

#### LSU

**Record** 5-1 (2-1 SEC)  
**Ranking** No. 10 Associated Press  
 No. 11 USA Today/Coaches  
**Last Game** Oct. 5 in Starkville, Miss.  
 def. Mississippi State, 59-26

**Head Coach** Les Miles  
**Career Record** 118-43/13th year  
**LSU Record** 90-22/ninth year  
**Miles vs. UF** 4-4  
**vs. Muschamp** 1-1  
**LSU vs. UF** 25-31-3



#### Florida

**Record** 4-1 (3-0 SEC)  
**Ranking** No. 17 Associated Press  
 No. 17 USA Today/Coaches  
**Last Game** Oct. 5 in Gainesville, Fla.  
 def. Arkansas, 30-10  
**Head Coach** Will Muschamp  
**Career Record** 22-9/third year  
**UF Record** 22-9/third year  
**vs. LSU** 1-1  
**vs. Miles** 1-1



### NEXT UP

#### LSU's High-Powered Offense Meets SEC's Top Defense On Saturday in Tiger Stadium

LSU's high-powered offense will face its toughest test of the season on Saturday when the No. 10/11 Tigers host No. 17 Florida at 2:30 p.m. in Tiger Stadium. The game will be televised on CBS with Verne Lundquist, Gary Danielson and Tracy Wolfson on the call. LSU upped its record to 5-1 overall and 2-1 SEC in play following its 59-26 win over Mississippi State last week. Florida beat Arkansas, 30-10, to run its record to 4-1 overall and 3-0 in conference action. LSU has won five straight and 27 of its last 28 games in Tiger Stadium. Saturday's game will mark the 10th straight year that both LSU and Florida – permanent cross-divisional opponents – enter the game ranked in the Top 25. Saturday's game will also feature an LSU offense that ranks among the league leaders in scoring (3rd at 45.5), passing (3rd at 291.5) and total offense (4th at 488.8) against a Florida defense that leads the league in scoring (12.2), total defense (217.0), pass defense (152.0) and rushing defense (65.0). LSU has topped the 400-yard mark in all six games this year – a first in school history – and they've scored at least 30 points in every game thus far – also a first for the Tigers. QB **Zach Mettenberger** leads the SEC in pass efficiency with a 190.1 rating as he's completed 107-of-152 passes for 1,738 yards and 15 touchdowns with only two interceptions. He's on pace to set the school record for passing yards and passing TDs in a season. LSU's wide receiver tandem of **Jarvis Landry** (42 rec., 616 yards, 7 TDs) and **Odell Beckham Jr.** (35 rec., 686 yards, 6 TDs) is the most productive in college football in terms of combined receptions (77) and yards (1,302). RB **Jeremy Hill** had his 7th career 100-yard rushing game vs. Mississippi State with 157 yards. Hill leads the SEC and ranks No. 2 in the nation with 9 rushing TDs and his 118.8 rushing average is No. 2 in the SEC and 11th in the nation. Defensively, LSU is allowing 24.7 points and 367.0 total yards (159.5 rushing, 207.5 passing) per game. LB **Lamin Barrow** leads the Tigers with 36 tackles, while DE **Jermauria Rasco** has 29 tackles, including 3.0 tackles for loss and 1.5 sacks. DT **Anthony Johnson** leads LSU with 4.5 tackles for loss to go with 21 total tackles, a sack and an interception. PK **Colby Delahoussaye** leads the SEC in scoring by kickers with 57 total points as he's connected on all seven of his field goal attempts and his 36-of-36 PATs.

### NOTEABLES

• QB **Zach Mettenberger** has thrown for 300 yards or more in back-to-back games joining Tommy Hodson (1989), Rohan Davey (2001) and Matt Flynn (2007) as the only players in school history to accomplish the feat.

• **Zach Mettenberger** was named the SEC Offensive Player of the Week on Monday for his play in LSU's win over Mississippi State. With 1,738 passing yards and 15 TDs, Mettenberger is on pace to set the school record in both categories.

• **Odell Beckham Jr.** leads the nation in all-purpose yards with 228.2 per game and he's averaging 21.1 yards every time he touches the football. He's accumulated 1,369 all-purpose yards on 65 touches this year (3 rush,

7 punt ret., 19 kickoff ret., 35 rec., 1 ret. of missed FG).

• **Odell Beckham Jr.** and **Jarvis Landry** form the nation's top wide receiving tandem as they've combined for 77 receptions for 1,302 yards and 13 TDs.

• LSU has scored 30 or more points in the first six games of a season for the first time in school history and they've accounted for 400 or more total yards in all six games – also a first for LSU. For the first time in school history, the Tigers have scored at least 35 points in six straight games.

• QB **Zach Mettenberger** has started 19 straight games, the longest streak by an LSU quarterback since Herb

Tyler had 37 consecutive starts from 1995-98. Mettenberger is 15-4 as LSU's starting quarterback.

• **Jarvis Landry** has caught 42 passes this year with 31 of them going for first downs. Of those 27 first down receptions, 14 came on third down.

• LSU has played 14 true freshmen so far this season. The 14 true freshmen rank as the nation's third-highest total, trailing Texas A&M (17) and UCLA (16). In nine years under Miles, LSU has sent a total of 87 true freshmen to the field.

• LSU has won 35 of its last 36 games when scoring at least 30 points. Under **Les Miles**, LSU is 63-5 when hitting the 30-point mark.

# Florida Week

7

## MONDAY

### Miles Press Luncheon

11:30 a.m. - Athletic Building, 5th Floor

2 p.m. - Player Interviews (Indoor Facility)

### Practice

4 p.m. - McClendon Practice Facility (Closed)

6 p.m. - Player Interviews

8

## TUESDAY

### Practice

4 p.m. - McClendon Practice Facility (Closed)

6 p.m. - Player Interviews

9

## WEDNESDAY

### SEC Teleconference

10 a.m. Miles on call

### Practice

4 p.m. - McClendon Practice Facility (Closed)

6 p.m. - Miles post practice interview (Team Room)

### Miles Radio Show

7 p.m. - Tj Ribs (Acadian)

10

## THURSDAY

### Practice

4 p.m. - McClendon Practice Facility (Closed)

11

## FRIDAY

### Walk-Thru

4 p.m.

12

## SATURDAY

### Game Day

LSU vs. Florida  
Tiger Stadium  
2:30 p.m. CT • TV: CBS

### Post Game

Coach Miles is available following the game in the press conference room.

Players will immediately follow in press conf. room

13

## SUNDAY

### TV Replay:

LSU vs. Florida  
7 p.m.  
Cox Sports Television (CST)  
(HD channel 1037 and 37 in Baton Rouge)

# LSU Media Services

## Les Miles Interviews

### Monday Press Luncheon

LSU coach Miles meets with the media each Monday of game week in the press conference room, which is located on the fifth floor of the LSU Athletic Administration Building. Lunch is served at 11:30 a.m. (CT) followed by comments from the Coach Miles at 12:15 p.m. (CT). Media members can park in Lot F on campus, which is located off of Nicholson Drive in front of the track stadium. A transcript of coach Miles' opening statement and as well as the question and answer session can be found on the Internet at [www.LSUports.net/media](http://www.LSUports.net/media).

### Listen To Les Miles' Weekly Press Conference

Members of the media can access the audio portion of Coach Miles' Weekly Press Luncheon each Monday starting at 12:10 p.m. CT at [www.LSUports.net/live](http://www.LSUports.net/live) or over the radio in the Baton Rouge area on 104.5 FM.

### SEC Teleconference

The 14 SEC coaches are featured on a weekly teleconference each Wednesday at 10 a.m. (CT) during the regular season. Coach Miles speaks for 10 minutes starting at 10 a.m. Contact the LSU Sports Information Department to obtain the phone number to access the call.

### Wednesday Post Practice

Coach Miles meets with the media immediately after practice on Wednesday's during the regular-season in the Team Room of the LSU Operations Center. This interview takes place at approximately 6 p.m. each week.

## LSU Player Interviews

LSU players are available to the media three times during a typical game week - Mondays, Tuesdays and following the game on Saturday. Interview requests for the Monday and Tuesday media opportunities should be made at least 24 hours in advance and emailed to Michael Bonnette ([mbonnet@lsu.edu](mailto:mbonnet@lsu.edu)) and Bill Martin ([wmarti4@lsu.edu](mailto:wmarti4@lsu.edu)). Members of the media are not permitted to contact players on their cell phones under any circumstance.

### Following the Press Luncheon

LSU players will be made available at 2 p.m. (CT) following head coach Les Miles' Press Luncheon each Monday afternoon at the Indoor Football Facility. Requests must be made on (or prior to) the Sunday following the game.

### Post Practice

LSU players are available after practice on Monday and Tuesday by appointment at the Indoor Football Facility. These interviews are held at approximately 6 p.m. on Monday at 6:15 on Tuesday.

### LSU Video Newsfeed

LSU will be distributing video interviews and other highlights via FTP during the 2012 season. A link to download the newsfeed each will be emailed to members of the media each Monday afternoon during the season. Email Michael Bonnette at [mbonnet@lsu.edu](mailto:mbonnet@lsu.edu) to be placed on the distribution list.

## WHO TO CONTACT

### Sports Information Office

(225) 578-8226

Assoc. AD/Sports Information Director

**Michael Bonnette • Assoc. AD/Sports Information Dir.**

E-mail: [mbonnet@lsu.edu](mailto:mbonnet@lsu.edu) • Twitter: @LSUBonnette

**Bill Martin • Associate Sports Information Director**

E-mail: [wmarti4@lsu.edu](mailto:wmarti4@lsu.edu) • Twitter: @LSUBillMartin

**Jake Terry • Associate SID (Social Media)**

E-mail: [jterry9@lsu.edu](mailto:jterry9@lsu.edu) • Twitter: @LSUjake

### LSU Television

Kevin Wagner - [jwagne2@lsu.edu](mailto:jwagne2@lsu.edu)

### LSU Radio

Jim Hawthorne - [lsuradio@lsu.edu](mailto:lsuradio@lsu.edu)

### LSU Sports Information Mailing Address

LSU Box 25095

Baton Rouge, LA 70803

## ON THE INTERNET

### [www.LSUports.net/media](http://www.LSUports.net/media)

The Official Website of LSU Athletics is home to all the football information you need. Schedules, results, rosters, bios, statistics and game notes can be found and are always up to date. The GAMEDAY section, updated daily, has all relevant info for the upcoming game.

### <http://media.lsuports.net>

Media can access images for all LSU athletic teams, including action shots, heads shots, logos, etc. To gain access to the high-resolution pictures, email Michael Bonnette. You will be assigned a login and password that will enable you to retrieve pictures. This service is for the media use only.

### CollegePressBox.com

Collegepressbox.com is the official media website for SEC Football. Access and download weekly game notes, quotes, statistics, media guides, headshots, logos and more for the conference and each of its member schools. Login information will be distributed to accredited media or you can apply for a password by sending an e-mail to [password@collegepressbox.com](mailto:password@collegepressbox.com).



## LSU Football on Twitter & Facebook

[facebook.com/LSUfootball](https://www.facebook.com/LSUfootball)

[twitter.com/LSUfootball](https://twitter.com/LSUfootball)

[twitter.com/LSUCoachMiles](https://twitter.com/LSUCoachMiles)

[twitter.com/LSUMediaAlerts](https://twitter.com/LSUMediaAlerts)

[instagram.com/LSUFootball](https://www.instagram.com/LSUFootball)

[LSUports.net/fancage](http://LSUports.net/fancage)



## THE LES MILES FILE

**Born:** Nov. 10, 1953

**Hometown:** Elyria, Ohio

**Wife:** Kathy

**Children:** Kathryn "Smacker", Leslie Matthew, "Manny", Benjamin, and Macy Grace

**College:** Michigan, '76

### Coaching Experience

1980-81	Assistant Coach	Michigan
1982-86	Assistant Coach	Colorado
1987-94	Assistant Coach	Michigan
1995-97	Assistant Coach	Oklahoma State
1998-00	Assistant Coach	Dallas Cowboys
2001-04	Head Coach	Oklahoma State
2005-pres.	Head Coach	LSU

## THE LES MILES FILE

<b>90-22</b>	Overall Record at LSU
<b>55-4</b>	Record vs. Unranked Teams
<b>53-7</b>	Record in Tiger Stadium
<b>49-18</b>	Record in SEC Regular Season Games
<b>35-18</b>	Record vs. Top 25 Teams
<b>33-10</b>	Record vs. SEC Western Division (Reg. 5)
<b>26-7</b>	Record in SEC Home Games
<b>23-11</b>	Record in SEC Road Games
<b>20</b>	Fourth Quarter/Overtime Comeback Wins For LSU Since 2005
<b>13-13</b>	Record vs. Top 10 Teams
<b>15</b>	Number of wins over coaches who have won a national title *
<b>5-3</b>	Record in Bowl Games
<b>2-1</b>	Record in BCS Bowl Games
<b>1</b>	BCS National Championship
<b>2</b>	SEC Championships

\* - Came against Philip Fulmer (twice), Urban Meyer (three times), Larry Coker, Steve Spurrier (three times), Nick Saban (three times), Gene Chizik (twice) and Jim Tressel.

# Les Miles

2011 NATIONAL COACH OF THE YEAR • NINTH SEASON

It's called the "Miles Method" and it's the mission of LSU football program under ninth-year head coach Les Miles. The "Miles Method" lays the foundation for the organization and it calls for LSU to run the finest football program in the country, one where players can have an experience that's second to none and gives them every opportunity to compete for championships on the field, earn a degree and grow personally by giving back to the community.

In eight years, the "Miles Method" has proved to be a winning formula as the Tigers have won more games than any program in the Southeastern Conference over that span (90), while capturing a pair of SEC titles (2007, 2011) and reaching the BCS National Championship Game two times (LSU won the 2007 national title).

Since Miles took over in 2005, LSU has registered five top 10 finishes with three coming in the top five, won double-figure games six times, produced 18 first-team All-Americans and had players win 11 national awards. LSU also leads the SEC with 51 NFL Draft picks during that span, which includes 12 first round selections.

Miles has climbed to second in school history in career victories with 90, trailing only Charles McClendon, who won 137 games in 18 years with the Tigers. Miles is also the only coach in LSU history to beat Auburn, Florida and Alabama in same season - and he's done it now three times - and in 2005, he became the only first-year coach in SEC history to lead a team to the league's title game.

In the classroom, 172 football players have earned their degree since Miles took over and for the second straight year, LSU ranked second to only Vanderbilt in the SEC in graduation rates at 77 percent. Under Miles, LSU has produced 134 players who have earned SEC Academic Honor Roll status.

LSU's community service presence is impactful as football players routinely donate time giving back to the Baton Rouge area through a variety of avenues, including appearances at schools, hospitals and many other charitable causes. It's through these community service ventures that Miles and his team get a better understanding of what it means to wear an LSU uniform and the impact that can be made on those who are less fortunate.

Now in his ninth season with the Tigers, the foundation for LSU football is stronger than ever. With wins coming at a record-setting pace, graduation rates the most for any public university in the SEC, and with six-straight recruiting classes rated among the top 10 in the nation, including the nation's No. 1 group in 2009, Miles and the Tigers continue to solidify their standing as one of the premier programs in college football, setting a standard that has the rest of the nation chasing.

## BY THE NUMBERS: LES MILES AT LSU

	2005	2006	2007	2008	2009	2010	2011	2012	2013	TOTALS
vs. Unranked teams	6-0	8-0	5-1	6-2	8-1	6-0	5-0	7-0	4-0	55-4
vs. Top 25 teams	5-2	3-2	7-1	2-3	1-3	5-2	8-1	3-3	1-1	35-18
vs. Top 10 teams	2-1	2-2	3-0	1-2	0-3	1-1	3-1	1-2	0-1	13-13
SEC Regular Season	7-1	6-2	6-2	3-5	5-3	6-2	8-0	6-2	2-1	49-18
vs. SEC Western Division	5-0	4-1	4-1	2-3	3-2	3-2	5-0	5-1	2-0	33-10
vs. SEC Eastern Division	2-1	2-1	2-1	1-2	2-1	3-0	4-0	1-1	0-1	18-9
SEC home games	3-1	4-0	3-1	1-3	3-1	4-0	4-0	3-1	1-0	26-7
SEC road games	4-0	2-2	3-1	2-2	2-2	2-2	4-0	3-1	1-1	23-11
All home games	5-1	8-0	6-1	5-3	6-1	7-0	6-0	7-1	3-0	53-7
All road games	5-0	2-2	4-1	2-2	3-2	2-2	5-0	3-1	1-1	27-11
Neutral Site games	1-1	1-0	2-0	1-0	0-1	2-0	2-1	0-1	1-0	10-4
Bowl games	1-0	1-0	1-0	1-0	0-1	1-0	0-1	0-1	0-0	5-3

## THE LES MILES RECORD

YEAR	SCHOOL	OVERALL RECORD	CONF. RECORD	NOTES
2001	Oklahoma State	4-7	2-6	
2002	Oklahoma State	8-5	5-3	Houston Bowl Champions
2003	Oklahoma State	9-4	5-3	
2004	Oklahoma State	7-5	4-4	
2005	LSU	11-2	7-1	No. 5, SEC West Champions
2006	LSU	11-2	6-2	No. 3, Sugar Bowl Champions
2007	LSU *	12-2	6-2	National Champions, SEC Champs
2008	LSU	8-5	3-5	Chick-fil-A Bowl Champions
2009	LSU	9-4	5-3	No. 17, Capital One Bowl
2010	LSU	11-2	6-2	No. 8, Cotton Bowl Champions
2011	LSU	13-1	8-0	No. 2, SEC Champions, BCS
2012	LSU	10-3	6-2	No. 12, Top 10 entire regular season
2013	LSU	5-1	2-1	
<b>TOTALS (13th year)</b>		<b>118-43 (.733)</b>	<b>66-34</b>	
<b>LSU Record (ninth year)</b>		<b>90-22 (.804)</b>	<b>49-18</b>	
<b>Oklahoma State Record (four years)</b>		<b>28-21</b>	<b>16-16</b>	

## TRACKING THE TIGERS

WEEK	AP	COACHES	HARRIS	BCS
Preseason	12	13	--	--
Week 2 (9/2)	9	11	--	--
Week 3 (9/8)	8	8	--	--
Week 4 (9/15)	6	7	--	--
Week 5 (9/22)	6	6	--	--
Week 6 (9/29)	10	11	--	--
Week 7 (10/6)	10	11	--	--

## ASSOCIATED PRESS POLL

RK.	TEAM	REC.	POINTS
1.	Alabama (55)	5-0	1495
2.	Oregon (5)	5-0	1424
3.	Clemson	5-0	1359
4.	Ohio State	6-0	1305
5.	Stanford	5-0	1278
6.	Florida State	5-0	1158
7.	Georgia	4-1	1138
8.	Louisville	5-0	1051
9.	Texas A&M	4-1	1003
10.	<b>LSU</b>	<b>5-1</b>	<b>993</b>
11.	UCLA	4-0	844
12.	Oklahoma	5-0	819
13.	Miami (Fla.)	5-0	780
14.	South Carolina	4-1	764
15.	Baylor	4-0	681
16.	Washington	4-1	556
17.	Florida	4-1	536
18.	Michigan	5-0	514
19.	Northwestern	4-1	418
20.	Texas Tech	5-0	358
21.	Fresno State	5-0	258
22.	Oklahoma State	4-1	204
23.	Northern Illinois	5-0	138
24.	Virginia Tech	5-1	115
25.	Missouri	5-0	105

## USA TODAY COACHES POLL

RK.	TEAM	REC.	POINTS
1.	Alabama (57)	5-0	1544
2.	Oregon (4)	5-0	1486
3.	Ohio State	6-0	1379
4.	Clemson (1)	5-0	1356
5.	Stanford	5-0	1327
6.	Florida State	5-0	1188
7.	Georgia	4-1	1130
8.	Louisville	5-0	1105
9.	Texas A&M	4-1	1067
10.	Oklahoma	5-0	964
11.	<b>LSU</b>	<b>5-1</b>	<b>953</b>
12.	South Carolina	4-1	833
13.	UCLA	4-0	807
14.	Miami (Fla.)	5-0	747
15.	Baylor	4-0	698
16.	Michigan	5-0	591
17.	Florida	4-1	574
18.	Northwestern	4-1	393
19.	Washington	4-1	366
20.	Oklahoma State	4-1	350
21.	Texas Tech	5-0	336
22.	Fresno State	5-0	325
23.	Northern Illinois	5-0	169
24.	Nebraska	4-1	125
25.	Virginia Tech	5-1	97

## GAMECENTER

**Date/Time:** Saturday, October 12 at 2:30 p.m. CT

**Location:** Baton Rouge, La. - Tiger Stadium (92,542)

**Television:** CBS - cable ch. 7 or HD ch. 1007 in Baton Rouge

CST (delay on Sunday/Wednesday nights) - cable ch. 37 or HD ch. 1037 in Baton Rouge

**Radio:** LSU Sports Radio Network - 98.1 FM in Baton Rouge

Sirius Satellite Radio - ch. 94; XM Radio - ch. 200

**Series Record:** Florida leads 31-25-3

### Series Notes:

LSU and Florida meet for the 60th time with the Gators leading the series, 31-25-3 ... Teams are meeting as Top 25 opponents for the 10th straight year dating back to the 2004 contest in Gainesville... Florida serves as LSU's permanent opponent in the SEC Eastern Division ... The teams have met every year since 1971 ... Dating back to 2000, Florida holds a 7-6 advantage in the series ... Florida won last year's meeting 14-6 in Gainesville ... LSU won last meeting in Tiger Stadium, 41-11, in 2011 ... Florida last won in Tiger Stadium in 2009 when the top-ranked Gators beat LSU, 13-3 ... LSU is 14-16 vs. Florida in Tiger Stadium ... LSU coach **Les Miles** is 4-4 vs. Florida, which includes a 3-1 record in Tiger Stadium ... The four wins makes Miles the second-winningest LSU coach against Florida as he trails only Charles McClendon, who beat the Gators eight times during his career.

## NOTEBOOK

### Les Miles vs. The SEC

LSU coach **Les Miles** is 51-20 against SEC teams (all games) since taking over for the Tigers in 2005. The 51 wins include two victories in the SEC Championship Game, while two of the 19 losses include a defeat to Georgia in the 2005 SEC title game and the loss to Alabama in the 2012 BCS National Championship game. In games that count towards the SEC standings, Miles is 49-18.

### Les Miles Is 18-9 vs. SEC East

LSU coach **Les Miles** is 18-9 in all games against teams from the SEC Eastern Division, which includes a 2-1 mark in the SEC title game and a 15-8 record in SEC regular season contests. The Tigers have won eight of their last 10 games against SEC East foes with the only losses during that span coming at No. 10 Florida on Oct. 6 last season and at No. 9 Georgia on Sept. 28. LSU is the only SEC Western Division team who plays both Georgia and Florida during the regular season this year.

### October Success

Since 2005, LSU owns a 23-7 record in the month of October under head coach **Les Miles**. The Tigers have won seven out of their eight games played in October with the only loss during that span coming at Florida last year on Oct. 6.

### Les Miles Becomes Quickest LSU Coach To Reach 90 Wins

The following is a quick look at **Les Miles'** notable accomplishments during his nine years and 112 games (90-22 record) as head coach of the Tigers:

- With the win over Mississippi State, Miles became the quickest LSU coach to reach 90 victories doing so in 112 games. It took Charles McClendon 124 games to reach that milestone.
- Also the fastest coach in LSU history to 10 wins (11 games), 20 wins (24 games), 30 wins (35 games), 40 wins (48 games), 50 wins (63 games), 60 wins (76 games), 70 wins (87 games), and 80 wins (98 games) in school history
- With 10 or more wins six times at LSU, Miles joined Bear Bryant (13 at Alabama), Steve Spurrier (9 at Florida), Philip Fulmer (9 at Tennessee), Mark Richt (8 at Georgia) and Vince Dooley (7 at Georgia) as the only coaches in SEC history to have six or more 10-win seasons at the same school.
- Led LSU to only 12-0 and 13-0 records in school history in 2011 ... Led LSU to first 11-0 start since 1958 in 2011.
- Led LSU to 10-1 start three times in a 6-year span from 2005-10 ('05, '07, '10)
- Only coach in LSU history to beat Auburn, Florida and Alabama in same season - and he's done it three times (2005, '07, '11)
- Only coach in LSU history to beat Florida and Tennessee in the regular season during the same year, doing it twice (2010, '11).
- Only first-year coach in SEC history to lead team to league's title game (2005)
- Has 15 wins over coaches who have won national titles
- Coached LSU to 10-plus wins in three straight seasons - a first at the school - and to six overall (the most at the school).
- Only coach in LSU history to lead Tigers to three straight top five final rankings (2005, 2006, 2007).

### LSU's Dynamic Receiving Duo of Odell Beckham, Jr. and Jarvis Landry

LSU's offense under new offensive coordinator **Cam Cameron** has thrived in its first six games as **Odell Beckham Jr.** and **Jarvis Landry** are arguably the top wide receiver duo in college football. The two have combined for 77 receptions for 1,302 yards and 13 receiving touchdowns. They have combined for more receiving yards than eight SEC teams have passed for the entire season. Landry leads the SEC in receiving touchdowns with seven, while Beckham Jr. is second with six.

• They are the only duo in the SEC to each average over 100 yards receiving per game this season. **Beckham** is third in the SEC and 13th in the nation (114.3), while Landry is fourth in the SEC and 20th nationally (102.7).



- **Landry** has caught 75 passes in LSU's last 10 games with 11 touchdowns. He's caught eight passes or more in six of LSU's last 11 games. Landry recorded at least one receiving touchdown in seven straight games from last year's Arkansas contest through the Georgia game in week five this year. That streak tied the school record also held by Dwayne Bowe, who caught a TD pass in seven straight games during the 2005 season. Landry's streak ended at Mississippi State on Oct. 5.

- **Landry's** seven TDs are the most by an LSU player through the first six games of a season since Carlos Carson had eight in 1977. Landry is tied for fourth nationally in receiving touchdowns with seven, while Beckham is tied for eighth with six. Brandin Cooks of Oregon State leads the nation with nine. The LSU school record for single-season receiving touchdowns is 12 held by Dwayne Bowe in 2006.

- **Landry** was the first LSU player to record at least one receiving touchdown in each of the first five games of a season.

- **Landry's** 42 catches are the most by an LSU player through the first six games of a season since Biletnikoff winner Josh Reed had 42 catches in 2001. Of the 42 catches by Landry, 32 of them have gone for first downs. Of those 32 first down receptions, 14 came on third down.

- **Landry** notched a career-high 156 receiving yards and a career-best 10 catches at Georgia in week four. It was his fourth career 100-yard receiving game and third of the season. The 10 catches were the most by an LSU player in an SEC game since Michael Clayton had 12 at Alabama on Nov. 15, 2003.

- **Beckham Jr.** has accounted for six career 100-yard games and four this season. The six rank eighth in school history.

- **Beckham Jr.** delivered his career game when he caught nine passes for 179 yards and two touchdowns at Mississippi State on Oct. 5. The 179 yards were the most by an LSU player in an SEC game since the famous "Bluegrass Miracle" when Devery Henderson recorded 201 at Kentucky on Nov. 9, 2002.

- Both **Beckham Jr.** and **Landry** have gone over 100 yards in the same game twice this season, doing so against TCU and at Georgia. They are the first duo in school history to go over 100 yards twice in the same game in the same season. Prior to their 100-yard games against TCU in the opener, the last time an LSU duo each went over 100 yards receiving was the 2002 Sugar Bowl when Josh Reed and Michael Clayton did it.

- **Beckham Jr.'s** three receiving TDs in the UAB game tied for third in LSU single-game history and were the most by an LSU player since Terrence Toliver hauled in three against Texas A&M in the 2011 Cotton Bowl.

#### Two 100-Yard LSU Receivers in the Same Game (10)

Date	Opponent	WRs	Result
9/28/13	at #9 Georgia	Jarvis Landry (156), Odell Beckham Jr. (118)	L, 41-44
8/31/13	vs. #20 TCU	Odell Beckham Jr. (118), Jarvis Landry (109)	W, 37-27
1/1/02	vs. #7 Illinois	Josh Reed (239), Michael Clayton (120)	W, 47-34
10/13/01	at Kentucky	Josh Reed (160), Michael Clayton (105)	W, 29-25
10/21/00	vs. #13 Miss. State	Josh Reed (113), Reggie Robinson (102)	W, 45-38
9/2/00	vs. W. Carolina	Josh Reed (137), Jerel Myers (117)	W, 47-34
11/13/99	vs. Houston	Jerel Myers (114), Josh Reed (100)	L, 7-20
11/4/89	vs. Ole Miss	Todd Kinchen (108), Eddie Fuller (102)	W, 35-30
9/24/88	at #18 Ohio State	Tony Moss (117), Alvin Lee (108)	L, 33-36
10/24/81	vs. #20 Florida State	Orlando McDaniel (155), Malcolm Scott (112)	L, 14-38

#### All-Purpose OBJ3

**Odell Beckham Jr.** leads the SEC and the nation in all-purpose yards with 222.8 per game highlighted by the first missed field goal return for a touchdown in school history when he raced 100 yards for a score on a missed 59-yard attempt with 2:11 remaining in the third quarter of the UAB game in week 2. He is averaging averaging 21.1 yards every time he touches the ball.

- **Beckham's** accounted for 1,369 all-purpose yards with 65 touches (3 rush, 35 rec., 7 punt ret., 19 kickoff ret., and 1 missed FG ret.). He is 78 yards away from cracking the LSU single-season top 10 in all-purpose yards. The single-season school record for all-purpose yards is 2,120 by Domanick Davis in 2002.

- **Beckham** set the LSU single-game school record with 175 kickoff return yards on seven returns at Georgia. The previous record was 164 yards by Trindon Holliday against Georgia in 2008. Beckham Jr. tied the LSU record for most kickoff returns in a game with seven, a mark previously set by Holliday against Georgia and Florida in 2008.

- **Beckham** accounted for 331 all-purpose yards against UAB in week two (third-highest total in school history) and 289 yards (sixth highest total in school history) at No. 9 Georgia in week four. The 289 against Georgia went down as the most all-purpose yards by an LSU player in an SEC game since Devery Henderson recorded 298 against Kentucky in 2002.

- **Beckham Jr.** was believed to be the first FBS player to return a missed short field goal for a touchdown since Richie Iuzzi of Clemson did it vs. Georgia on Sept. 28, 1968 (108 yards, 100 statistically). Others who have done it: Don Guest of California, 109 yards vs. Washington on Sept. 17, 1966; James Elmore of Tennessee, 95 yards vs. Carson-Newman on Sept. 25, 1926.

- **Beckham Jr.** has recorded three special teams touchdowns in his career: one missed field goal return in 2013 and two punt returns in 2012.

- **Beckham Jr.** recorded four total touchdowns against UAB in week 2, becoming the first LSU player to achieve that feat since LaBrandon Toefield did it with four rushing TDs against Utah State on Sept. 8, 2001.

## INDIVIDUAL HONORS

### Lamin Barrow • 18 • LB

Bednarik Award Watch List

Butkus Award Watch List

All-SEC Second Team (Coaches, Media)

### Odell Beckham Jr. • 3 • WR

Biletnikoff Award Watch List

Hornung Award Watch List

All-SEC First-Team Return Specialist (Coaches, Media)

All-SEC Third Team WR (Coaches)

SEC Special Team Player of the Week (vs. UAB)

Hornung Award Honor Roll (vs. TCU, UAB, at Miss. St.)

### Alfred Blue • 4 • RB

Doak Walker Award Watch List

All-SEC Third Team (Coaches, Media)

### La'El Collins • 70 • OT

Lombardi Award Watch List

All-SEC Third Team (Coaches, Media)

SEC Offensive Lineman of the Week (vs. TCU)

### Ego Ferguson • 9 • DT

SEC Defensive Player of the Week (vs. Kent State)

### Jeremy Hill • 33 • RB

SEC Offensive Player of the Week (vs. Auburn)

### Anthony Johnson • 90 • DT

Bednarik Award Watch List

Nagurski Trophy Watch List

Outland Trophy Watch List

Lombardi Award Watch List

ESPN.com All-America First Team

Kirk Herbstreet All-Herbie Team

Sporting News All-America First Team

CBSSports.com All-America Second Team

Phil Steele All-America Second Team

All-SEC First Team (Coaches, Media)

### Tahj Jones • 58 • LB

All-SEC Third Team (Media)

### Jarvis Landry • 80 • WR

All-SEC Third Team (Media)

### Craig Loston • 6 • S

Bednarik Award Watch List

Narguski Trophy Watch List

Thorpe Award Watch List

CBSSports.com All-America Second Team

SI.com All-America Second Team

Phil Steele All-America Third Team

All-SEC First Team (Coaches, Media)

### Zach Mettenberger • 8 • QB

Maxwell Award Watch List

Manning Award Star of the Week (vs. UAB)

SEC Offensive Player of the Week (at Miss. State)

### Jalen Mills • 28 • CB

All-SEC Third Team (Media)

## TIGER TRENDS

	2013	Miles
August	1-0	4-0
September	3-1	32-3
October	1-0	23-7
November	0-0	25-8
December-January	0-0	7-4

### LSU's Conference Record...

at home	1-0	26-7
on the road	1-1	23-11
neutral	0-0	0-0

### LSU's Non-Conference Record...

at home	2-0	27-0
on the road	0-0	4-0
neutral	1-0	8-2

### LSU vs. Ranked Opponents...

at home	0-0	13-5
on the road	0-1	12-9
neutral	1-0	10-4

### LSU's Record in Games...

decided by 7 pts or less	0-0	28-8
decided by 3 pts or less	0-1	10-7
Away during the day	0-1	14-9
Away at night	1-0	14-1
Home during the day	0-0	13-5
Home at night	3-0	40-3

### LSU's Record When Scoring...

less than 20 points	0-0	6-11
20+ points	4-1	73-11
25+ points	4-1	69-6

### LSU's Record When Allowing...

14 or fewer points	1-0	51-3
24 or fewer points	2-0	69-9
25+ points	2-1	13-12

### LSU's Record When...

Leading after the 1st qtr	5-0	63-6
Trailing after the 1st qtr	0-0	13-11
Leading at halftime	5-0	71-8
Trailing at halftime	0-1	18-12
Leading after the 3rd qtr	5-0	74-6
Trailing after the 3rd qtr	0-1	13-15
Tied going into the 4th qtr	0-0	5-3

### LSU's Record With...

less than 300 yards	0-0	10-13
400+ yards total offense	4-1	40-5
500+ yards total offense	2-0	9-0
600+ yards total offense	0-0	0-0
less than 100 yards rush	0-1	5-14
100+ yards rushing	4-0	74-7
150+ yards rushing	4-0	61-4
200+ yards rushing	3-0	34-3
250+ yards rushing	1-0	16-1
less than 200 yards pass	0-0	39-13
300+ yards passing	1-1	8-2
350+ yards passing	0-0	2-0
400+ yards passing	0-0	0-0
450+ yards passing	0-0	0-0

### LSU's Record When Allowing...

less than 200 total yards	0-0	21-1
less than 300 total yards	2-0	57-5
less than 400 total yards	2-0	66-12
400+ yards total offense	2-1	12-10
less than 100 yards rush	1-0	50-4
100+ yards rush	4-1	36-19
less than 200 yards pass	2-0	60-8
less than 250 yards pass	4-0	69-13
less than 300 yards pass	5-1	72-16
300+ yards pass	0-0	8-3

## National FBS All-Purpose Yards (Through Week 6)

### 1. Odell Beckham Jr., LSU - 228.2

2. Antonio Andrews, Western Kentucky - 223.8

3. Duke Johnson, Miami (Fla.) - 190.8

14. Mike Davis, South Carolina - 159.0 (next closest SEC player)

## Zach Mettenberger On Record Pace In Second Year as Starting QB

Senior quarterback **Zach Mettenberger** is on a record-breaking pace six weeks into the season. His 15 passing touchdowns are the most by a quarterback in the first six games in LSU history. Mettenberger's 1,738 passing yards are also the most through the first six games in LSU history.

- In just two seasons as a starter, **Mettenberger** has already entered the LSU career top 10 in passing yards with 4,439. That tally is eighth in school history as he surpassed Rohan Davey with his performance at Mississippi State.
- **Mettenberger** was named SEC Offensive Player of the Week after throwing for 340 yards on 25-of-29 passing with two touchdowns at Mississippi State on Oct. 5. The 25 completions were a career high and the most by an LSU QB in any game since Rohan Davey had 31 in the 2002 Sugar Bowl against Illinois. His .862 completion percentage was the fourth-highest in LSU single-game history.
- In one of the best outings by a quarterback in school history, **Mettenberger** made his return to Georgia a memorable one when he threw for a career-best 372 yards on 23-of-37 passes with three touchdowns. The 372 yards was the seventh-highest total in school history and the most by an LSU quarterback in a game since Rohan Davey tossed for 444 in the Sugar Bowl against Illinois on Jan. 1, 2002. Mettenberger's yardage was also the highest total by an LSU QB in an SEC game since Davey shattered the SEC record with 528 at Alabama on Nov. 3, 2001.
- **Mettenberger** was the only QB in LSU history to throw for 250 or more yards in each of the first three games of a season. Dating back to last year, the senior has thrown for 250 yards or more in eight of LSU's last 11 games. He owns a 15-4 mark as a starter in his career, including a 10-1 mark in Tiger Stadium.
- **Mettenberger** leads the SEC and ranks fourth nationally in pass efficiency (190.1) and he is sixth nationally in passing yards per completion (16.1). He leads the nation in pass completions of 20 yards or more with 35, which is one more better than Arizona State's Kelly who has 34.
- **Mettenberger** recorded 12 passing TDs all of last season. Through six games, he has surpassed that with 15, which leads the SEC. For his career, Mettenberger is up to 28 touchdown passes, which is one shy of the LSU top 10.
- **Mettenberger** has thrown just two interceptions this season. He started the season with 77 consecutive passes without a pick before throwing one on the first play of the third quarter against Auburn in week four. In the Mississippi State contest, Mettenberger completed 12 straight passes for fourth-best in LSU single-game history.
- **Mettenberger** shattered the LSU single-game passing touchdown record with five against UAB in week 2, including three in the first half. As a team, the five passing touchdowns for LSU against UAB were the most by the squad since recording five in the 2000 season-opener against Western Carolina. Mettenberger became the first LSU QB to throw three or more TDs in a half since JaMarcus Russell fired three in the first half of the Mississippi State game on Sept. 30, 2006.
- **Mettenberger's** 251 passing yards against TCU were the most in an LSU season-opener since JaMarcus Russell threw for 253 in the 2006 opener against Louisiana-Lafayette. He also converted 9-of-15 third-down passes in the TCU contest.

## Zach Mettenberger Becomes Fifth QB In LSU History With Back-to-Back 300-Yard Games

When Zach Mettenberger threw for 340 yards at Mississippi State on Oct. 5, he became only the eighth quarterback in LSU history to throw for 300 or more yards in two games in the same season. Mettenberger also became the fifth LSU QB to throw for 300 yards in back-to-back games and the first since Matt Flynn did it in 2007 (319 vs. Auburn, 353 at Alabama). Others who have thrown for 300 yards in back-to-back game: Rohan Davey (3 straight times in 2001), Jeff Wickersham (twice in 1983), and Tommy Hodson (twice in 1989).

## More On the LSU Offense

- LSU has recorded over 400 yards of total offense in each of its first six games, which is a first in school history.
- LSU has scored over 30 points in each of the first six games for the first time in school history. It's also the first time in school history that the Tigers have scored over 35 points in six consecutive games at any point during a season.
- LSU's combined 214 points are the most through the first five games of a season in school history, surpassing the previous best of 201 by the 2003 national championship team.
- LSU scored 59 points in a 59-26 win at Mississippi State on Oct. 5. The 59 points were the most by the Tigers in an SEC game since a 63-28 win at Kentucky on Nov. 1, 1997.
- LSU's 2,933 yards of total offense is the most through the first six games of a season in school history. The previous best was the 2001 team with 2,739 yards through the first six games.
- LSU ranks second nationally in both plays of 10-plus yards from scrimmage (114) and plays of 20-plus yards from scrimmage (45). The Tigers lead the nation in passing plays of 20 yards or more with 35.
- LSU's 15 passing touchdowns rank second in the SEC behind only Texas A&M's 16.
- LSU has converted 27 of its 29 redzone chances (93.1 percent; 22 touchdowns, five field goals). Note: The victory formation to end the Kent State game does NOT count against LSU's redzone chances. The Tigers were a perfect 6-of-6 in red zone opportunities at Mississippi State with five scores coming on touchdowns and one via field goal. LSU has converted its last nine redzone opportunities dating back to the Georgia game.
- The Tigers lead the SEC and rank third nationally in third-down conversions, converting 42-of-72 for 58 percent. In the season-opener against TCU, LSU converted 13-of-19 third downs, the most in the **Les Miles** era and the most since converting 13 against Kentucky on Oct. 13, 2001. Even more impressive, the Tigers were a stellar 10-of-15 on third down in a hostile road

environment at Georgia in week four.

- LSU averaged 10.4 yards per play against Kent State in week 3, a figure that ranked second in school history. The record is 11.1 against Kentucky on Oct. 14, 2006.
- LSU outscored Mississippi State 28-0 in the fourth quarter on Oct. 5. The 28 points were the most by the Tigers in the fourth quarter of an SEC game since putting up 28 in a 61-17 win over Ole Miss on Dec. 5, 1970. It was LSU's most overall points in the fourth quarter since scoring 30 against Troy on Nov. 15, 2008.
- LSU is outscoring opponents 90-26 in first quarters this season. TCU managed a field goal in the season-opener and Georgia recorded two touchdowns.

Jeremy Hill Spearheading LSU Ground Game

**Jeremy Hill** was named the SEC Offensive Player of the Week for his performance in LSU's 35-21 win over Auburn on Sept. 21 in Tiger Stadium. Hill rushed for career-highs of 184 yards and three touchdowns on 25 carries in leading LSU past Auburn. The sophomore scored the first two times he touched the ball – going 49 yards on the first TD and then 12-yard on his next carry – to give LSU a 14-0 lead just minutes into the contest. Hill added a third touchdown on a 6-yard run in the third quarter that stretched LSU's lead to 28-7. He also set up LSU's third touchdown of the game when he raced 54-yards down to the Auburn 1-yard line.

- The 184 rushing yards by **Hill** against Auburn were the most by an LSU player since Alley Broussard set the school record with 250 yards in a win over Ole Miss in 2004. The 184 yards were also the most by an SEC player in any game this season.
- **Hill**, who has only played 16 career games, is already tied for sixth in LSU career 100-yard rushing performances with seven. He is tied with LaBrandon Toefield (2000-02), Rondell Mealey (1996-99) and Steve Van Buren (1941-43).
- The 184 yards against Auburn also propelled **Hill** over the 1,000 yard mark in his career. He now has 1,349 yards on 221 carries with 21 touchdowns and 0 fumbles lost heading into the Florida game. Hill was the second quickest running back in LSU history to reach 1,000 yards. Hill did it on 165 carries. Justin Vincent was the fastest running back in school history to do it on 154 carries.
- **Hill's** 21 career rushing touchdowns are just three shy of the LSU career top 10 and tying the mark of Billy Cannon.
- In games that **Hill** has at least 10 carries, he's scored a touchdown in 11 of those 12 games and he's reached 100 yards seven times.

LSU Has Just 8th Game of 300+ Rushing Yards and 250+ Passing Yards In School History

For just the eighth time in school history, LSU had 300+ rushing yards and 250+ passing yards in the 45-13 win over Kent State in week 3. LSU finished the Kent State game with 571 total yards (307 rushing, 264 passing). It was the first time since the Louisiana Tech contest in 2007 that LSU had reached those numbers in the same game. Here's a look at the other games in school history that LSU recorded 300+ rushing yards and 250+ passing yards in the same contest:

Year	Opponent (Results)	Rushing Yards	Passing Yards	Total Yards
2013	Kent State (W, 45-13)	307	264	571
2007	Louisiana Tech (W, 58-10)	321	274	595
1996	New Mexico State (W, 63-7)	329	269	598
1989	Ohio (W, 57-6)	313	303	616
1987	Ole Miss (W, 42-13)	356	274	630
1986	Mississippi State (W, 47-0)	301	279	580
1969	Mississippi State (W, 61-6)	310	271	581
1967	Mississippi State (W, 55-0)	327	303	630

Terrence Magee's Onto The Scene

Entering the TCU season-opener, junior running back **Terrence Magee** had totaled only 28 carries in his career. Magee delivered a breakout game against the Horned Frogs, rushing for a game-high 95 yards on 13 carries with two touchdowns. The highlight came with 13:11 in the third quarter when he raced a career-long 52 yards for a score. Magee then went over the 100-yard mark for the first time in his career with nine carries for 108 yards -- all in the second half -- in the win over Kent State in week three. Magee ranks second on the team in rushing with 40.5 yards per game. All four LSU running backs -- Magee, **Alfred Blue**, **Kenny Hilliard** and **Jeremy Hill** -- have led the Tigers in rushing in a game before and all four have recorded multiple touchdown games in their careers. Hill leads the way with 21 career rushing TDs followed by Hilliard (19), Blue (11) and Magee (4).

LSU's 48-7 Under Les Miles When Winning The Turnover Battle

LSU is 48-7 under **Les Miles** when winning the turnover battle. Against ranked teams under Miles, LSU is 20-5 when having fewer turnovers than its opponent. The only seven losses for the Tigers under Miles when having fewer turnovers than their opponent have come against Alabama and Clemson in 2012, Arkansas in 2008, Arkansas and Kentucky in 2007, Auburn in 2006 and Tennessee in 2005. In Miles' tenure at LSU, the Tigers have a combined turnover margin of +62. LSU was +20 in 2011, +16 last season and +2 this year.

LSU Running Backs Rarely Fumble

Of the six running backs on the LSU roster, they have combined for 624 career carries and only lost fumbles five times during that stretch. The following is a look at LSU's current running backs and the numbers of carries since they have had since they lost a fumble as well as their career rushing attempts and career number of lost fumbles:

NON-CONFERENCE REGULAR SEASON WIN STREAK

LSU owns the nation's longest non-conference regular season winning streak, which stands at an NCAA FBS record 44 games. The last time the Tigers lost a non-conference regular season game was Sept. 1, 2002, at #16 Virginia Tech.

#	Opponent	Score	Location	Date
1.	The Citadel	35-10	Baton Rouge	9/7/02
2.	Miami (Ohio)	33-7	Baton Rouge	9/14/02
3.	UL-Lafayette	48-0	Baton Rouge	10/5/02
4.	UL-Monroe	49-7	Baton Rouge	8/30/03
5.	Arizona	59-13	Tucson	9/6/03
6.	Western Illinois	35-7	Baton Rouge	9/13/03
7.	Louisiana Tech	49-10	Baton Rouge	11/1/10
8.	Oregon State	22-21 (OT)	Baton Rouge	9/4/04
9.	Arkansas State	53-3	Baton Rouge	9/11/04
10.	Troy	24-20	Baton Rouge	10/23/04
(streak under Les Miles - 34 straight wins)				
11.	#15 Arizona State	35-31	Tempe	9/10/05
12.	North Texas	56-3	Baton Rouge	10/29/05
13.	Appalachian State	24-0	Baton Rouge	11/5/05
14.	UL-Lafayette	45-3	Baton Rouge	9/2/06
15.	Arizona	45-3	Baton Rouge	9/9/06
16.	Tulane	49-7	Baton Rouge	9/23/06
17.	Fresno State	38-6	Baton Rouge	10/21/06
18.	#9 Virginia Tech	48-7	Baton Rouge	9/9/07
19.	Middle Tennessee	44-0	Baton Rouge	9/15/07
20.	Tulane	34-9	New Orleans	9/29/07
21.	Louisiana Tech	58-10	Baton Rouge	11/10/07
22.	Appalachian State	41-13	Baton Rouge	8/30/08
23.	North Texas	41-3	Baton Rouge	9/13/08
24.	Tulane	35-10	Baton Rouge	11/1/08
25.	Troy	40-31	Baton Rouge	11/15/08
26.	Washington	31-23	Seattle	9/5/09
27.	UL-Lafayette	31-3	Baton Rouge	9/19/09
28.	Tulane	42-0	Baton Rouge	10/31/09
29.	Louisiana Tech	24-16	Baton Rouge	11/14/09
30.	#18 North Carolina	30-24	Atlanta	9/4/10
31.	#21 West Virginia	20-14	Baton Rouge	9/25/10
32.	McNeese State	32-10	Baton Rouge	10/16/10
33.	UL-Monroe	51-0	Baton Rouge	11/13/10
34.	#3 Oregon	40-27	Arlington, Texas	9/3/11
35.	Northwestern St.	49-3	Baton Rouge	9/10/11
36.	#16 West Virginia	47-21	Morgantown	9/24/11
37.	Western Kentucky	42-9	Baton Rouge	11/12/11
38.	North Texas	41-14	Baton Rouge	9/1/12
39.	Washington	41-3	Baton Rouge	9/8/12
40.	Idaho	63-14	Baton Rouge	9/15/12
41.	Towson	38-22	Baton Rouge	9/29/12
42.	#20 TCU	37-27	Arlington, Texas	8/31/13
43.	UAB	56-17	Baton Rouge	9/7/13
44.	Kent State	45-13	Baton Rouge	9/14/13

The Streak: By The Numbers

1,762-479  
outscored opponents

1,409-297  
outscored opponents at home

1,355-374  
outscored opponents under Les Miles

7  
wins over ranked teams

11  
wins over major BCS conference opponents

26  
times the opponent has been held to 10 points or less

## LSU VS. TOP 25 UNDER LES MILES (35-18)

### 2005 (5-2)

Opponent	LSU Rank	Results
at #15 Arizona State	#5	W, 35-31
#10 Tennessee	#4	L, 30-27 OT
#11 Florida	#10	W, 21-17
#17 Auburn	#7	W, 20-17 OT
at #3 Alabama	#5	W, 16-13 OT
#13 Georgia	#3	L, 34-14 in SECCG
#10 Miami	#9	W, 40-3 in Peach Bowl

### 2006 (3-2)

Opponent	LSU Rank	Results
at #3 Auburn	#6	L, 7-3
at #5 Florida	#9	L, 23-10
at #8 Tennessee	#13	W, 28-24
at #5 Arkansas	#9	W, 31-26
#11 Notre Dame	#4	W, 41-14 in Sugar Bowl

### 2007 (7-1)

Opponent	LSU Rank	Results
#9 Virginia Tech	#2	W, 48-7
#12 South Carolina	#2	W, 28-16
#7 Florida	#1	W, 28-24
at #17 Kentucky	#1	L, 40-37 OT
#18 Auburn	#5	W, 30-24
at #17 Alabama	#17	W, 41-34
#14 Tennessee	#5	W, 21-14 in SECCG
#1 Ohio State	#2	W, 38-24 in BCS Game

### 2008 (2-3)

Opponent	LSU Rank	Results
at #9/10 Auburn	#6	W, 26-21
at #11 Florida	#3	L, 51-21
#9 Georgia	#11	L, 52-38
#1 Alabama	#15	L, 27-21 OT
#14 Georgia Tech	NR	W, 38-3 in Chick-fil-A Bowl

### 2009 (1-3)

Opponent	LSU Rank	Results
at #18/14 Georgia	#4	W, 20-13
#1 Florida	#4	L, 13-3
#3 Alabama	#9	L, 24-15
#11/9 Penn State	#13	L, 19-17 in Capital One Bowl

### 2010 (5-2)

Opponent	LSU Rank	Results
#18 North Carolina	#21/16	W, 30-24
#22/21 West Virginia	#15/12	W, 20-14
at #14/12 Florida	#12/9	W, 33-29
at #5 Auburn	#6	L, 24-17
#5 Alabama	#12/11	W, 24-21
at #12 Arkansas	#6	L, 31-23
#18 Texas A&M	#11	W, 41-24 in Cotton Bowl

### 2011 (8-1)

Opponent	LSU Rank	Results
#3 Oregon	#4	W, 40-27
at #25 Mississippi State	#3	W, 19-6
at #16 West Virginia	#2/3	W, 47-21
#17/18 Florida	#1/2	W, 41-11
#19/23 Auburn	#1/2	W, 45-10
#2 Alabama	#1	W, 9-6
#3 Arkansas	#1	W, 41-17
#12/14 Georgia	#1	W, 42-10 in SECCG
#2 Alabama	#1	L, 21-0 in BCS Game

### 2012 (3-3)

Opponent	LSU Rank	Results
at #10/11 Florida	#4/3	L, 14-6
#3 South Carolina	#9/8	W, 23-21
at #20/19 Texas A&M	#6	W, 24-19
#1 Alabama	#5	L, 21-17
#22/23 Miss. State	#9/8/7	W, 37-17
#14/13 Clemson	#9/7	L, 24-25

### 2013 (1-1)

Opponent	LSU Rank	Results
vs. #20 TCU	#12/13	W, 37-27
at #9/10 Georgia	#6	L, 44-41
#17 Florida	#10/11	?

Player	Consecutive Att. w/out a lost fumble	Total Lost Fumbles (Attempts)	Last Fumble
Jeremy Hill	221	0 (221)	None
Kenny Hilliard	67	1 (174)	1Q vs. Towson, 2012
J.C. Copeland	21	0 (21)	None
Terrence Magee	9	1 (39)	1Q vs. Auburn, 2013
Alfred Blue	27	3 (166)	4Q vs. TCU, 2013
Connor Neighbors	3	0 (3)	None

## LSU is 35-4 Under Les Miles When A Running Back Reaches 100-Yards

LSU is 35-4 under **Les Miles** when a running back reaches 100 yards in a game. Of the running backs who make up the 2013 roster, LSU has 11 career 100-yard games to its credit. **Jeremy Hill** has seven, **Kenny Hilliard** has one, **Terrence Magee** has one and **Alfred Blue** has two. LSU's only four losses under Miles when having a back reach the 100-yard mark came vs. Clemson in 2012 (Hill, 124 yards), Alabama in 2012 (Hill, 107 yards); Georgia in 2008 (Charles Scott, 144 yards) and Arkansas in 2007 (Jacob Hester, 126 yards). LSU has produced four 100-yard rushers in a game this season when both Hill (117 yards on 11 carries) and Magee (108 yards on 9 carries) did it against Kent State in week 3. Hill then followed up with a career-best 184 yards on 21 carries a week later in the win over Auburn and 157 yards at Mississippi State. Hill's seven 100-yard rushing games put him in a tie for sixth place in LSU career 100-yard rushing games.

## 14 True Freshmen Have Played This Season

**Les Miles** has never shyed away from playing true freshmen in his nine seasons at LSU. A total of 87 true freshmen have seen the field under his watch, including 14 this season (eight on defense, five on offense, one special teams only). That number ranks second nationally behind Texas A&M's 17. The following true freshmen have played this season: 16 **Tre'Davious White** (CB, special teams), 40 **Duke Riley** (LB, special teams), 49 **Melvin Jones** (special teams), 52 **Kendell Beckwith** (LB/special teams), 89 **DeSean Smith** (TE), 91 **Christian LaCouture** (DT), 10 **Anthony Jennings** (QB), 76 **Josh Boutte** (OT), **Jeryl Brazil** (RB), 21 **Rashard Robinson** (DB), 29 **Rickey Jefferson** (DB), 46 **Tashawn Bower** (DE), 77 **Ethan Pocic** (C) and 92 **Lewis Neal** (DE). Last year, 15 true freshmen played for LSU. That total of 15 ranked second nationally with Ohio State behind only TCU and Texas, who each had 16 true freshmen play. Expect the trend to continue.

## Game True Freshmen Who Played

TCU (8)	K. Beckwith, J. Boutte, A. Jennings, M. Jones, C. LaCouture, D. Riley, D. Smith, T. White
UAB (14)	K. Beckwith, J. Boutte, T. Bower, J. Brazil, R. Jefferson, A. Jennings, M. Jones, C. LaCouture, L. Neal, E. Pocic, D. Riley, R. Robinson, D. Smith, T. White
KSU (13)	K. Beckwith, J. Boutte, T. Bower, R. Jefferson, A. Jennings, M. Jones, C. LaCouture, L. Neal, E. Pocic, D. Riley, R. Robinson, D. Smith, T. White
Auburn (8)	K. Beckwith, M. Jones, C. LaCouture, L. Neal, D. Riley, R. Robinson, D. Smith, T. White
Georgia (7)	K. Beckwith, M. Jones, C. LaCouture, D. Riley, R. Robinson, D. Smith, T. White
Miss. St. (9)	K. Beckwith, T. Bower, M. Jones, C. LaCouture, L. Neal, D. Riley, R. Robinson, D. Smith, T. White

## Number of True Freshmen Who Have Played By Team

School	No. of True Frosh
Texas A&M	17
UCLA	16
<b>LSU</b>	<b>14</b>
Tennessee	14
Georgia	14
Florida State	13
Tulane	13

## 27 Tigers See Their First Career Playing Time

LSU reloaded its roster after a loss of an NFL record eight underclassmen to the 2013 NFL Draft. A total of 27 Tigers have seen the field for the first time this season: 16 **Tre'Davious White** (CB, special teams), 35 **Lorenzo Phillips** (special teams), 40 **Duke Riley** (LB, special teams), 42 **Colby Delahoussaye** (special teams), 49 **Melvin Jones** (special teams), 52 **Kendell Beckwith** (LB/special teams), 65 **Jerald Hawkins** (RT), 69 **Hoko Fanaika** (OG), 83 **Travin Dural** (WR), 84 **Logan Stokes** (TE, special teams), 89 **DeSean Smith** (TE), 92 99/71 **Jonah Austin** (OL, TE), 91 **Christian LaCouture** (DT), 75 **Evan Washington** (OT), 10 **Anthony Jennings** (QB), 76 **Josh Boutte** (OT), **Jeryl Brazil** (RB), 21 **Rashard Robinson** (DB), 29 **Rickey Jefferson** (DB), 46 **Tashawn Bower** (DE), 77 **Ethan Pocic** (C), 92 **Lewis Neal** (DE), **A'Trey-U Jones** (DT), 13 **Chris LaBorde**, 41 **Tommy LeBeau**, 42 **Michael Petty**, 17 **Myles O'Brien**.

## Colby DelaWHOssaye?

Under **Les Miles**, LSU has produced three out of the top five most accurate career kickers in school history in Josh Jasper (2008-10), Drew Alleman (2011-12) and Colt David (2005-06). Redshirt freshman PK **Colby Delahoussaye**, a walk-on from New Iberia, takes over the field goal and extra point duties this season after the departure of Alleman. Delahoussaye immediately made an impact in his debut, booting 3-of-3 field goals and 4-of-4 PATs in the season-opening win over TCU. Delahoussaye's three made field goals were the most by an LSU kicker in his debut since Andre LaFleur was 3-of-4 against Mississippi State on Sept. 11, 1993. The freshman then booted a perfect 2-of-2 at No. 9 Georgia in week four, including a career-long 49-yarder, which matched the longest made field goal for the Tigers all of last season.



For the season and his career, he is a perfect 7-of-7 on field goals and 36-of-36 on extra points through three games. Delahoussaye is one of five kickers across the nation who are a perfect 7-of-7 or better on field goals this year.

### LSU Streak of Consecutive Weeks In AP Top 25 Reaches 71 Straight After Week 5

LSU's streak of consecutive weeks in the AP Top 25 has reached 71, which ranks second to only Alabama in terms of current streaks. The Tigers remained at No. 10 in the Associated Press poll and No. 11 in the USA Today Coaches' poll following the win at Mississippi State. Since the start of the 2011 season, LSU has been ranked in the top 10 in now 37 of the 39 weeks of the AP poll. This was the 13th consecutive season that the Tigers were ranked in the preseason polls as LSU came in No. 12 in the AP and No. 13 in the Coaches Top 25. LSU has been ranked in both the Coaches and AP polls every week since the start of the 2009 season. Since **Les Miles** took over at LSU, the Tigers have been represented in the AP and USA Today Coaches' Poll 129 of the 133 weeks. The exception came during the final four polls of the 2008 season. In addition, since the start of the 2002 season, LSU has played 145 of 149 games ranked in the top 25, including 110 of 112 games under Miles. LSU has an 88-20 record in games played as a Top 25 team under Miles. The only two games that LSU didn't play as a Top 25 team during the Miles era came in 2008 against Arkansas in the regular-season finale and Georgia Tech in the Chick-fil-A Bowl. The following is a look at the longest current streaks for teams in the AP Top 25:

#### Team Consecutive Weeks In AP Poll

1. Alabama	87
2. LSU	71

#### Consecutive Final AP Poll Appearances

No.	Team	Last Year Out
6	Oregon	2006
5	Alabama, Boise State	2007
4	LSU, Nebraska	2008

### Twelve First-Time Starters

Twelve LSU players have made their first career starts this season (4 on offense, 8 on defense). **Connor Neighbors** (fullback) and **Corey Thompson** (safety) became the latest when they earned the start at Mississippi State. Thompson was subbing for an injured **Craig Loston**. **Tre'Davious White** is the only true freshman to start this year, doing so against Kent State, Auburn, Georgia and Mississippi State. White is the first true freshman to start at cornerback for LSU since Tyrann Mathieu started against UL-Monroe on Nov. 13, 2010.

#### Game No. First-Time Starters (Player)

vs. #20 TCU	6 (RT J. Hawkins, TE D. Gordon, DE, J. Rasco, DT E. Ferguson, DE J. Allen, LB D.J. Welter)
UAB	1 (TE Logan Stokes)
Kent State	2 (S Micah Eugene, CB Tre'Davious White)
Auburn	1 (DE Danielle Hunter)
at #9 Georgia	None
at Mississippi State	2 (FB Connor Neighbors, S Corey Thompson)

### LSU Has Scored 12 TDs and 2 Safeties Under Defensive Coordinator John Chavis

Defensive coordinator **John Chavis** is in his fifth season at LSU and the Tigers are annually one of college football's elite defenses. During his four previous years, LSU has recorded 12 defensive touchdowns, including three pick sixes last year. LSU is 9-0 under Chavis and 13-1 under **Les Miles** (dating back to 2005) when recording a defensive TD. The following is a look at LSU's defensive TDs under Chavis (since start of 2009 season):

Year	Opponent	TD	Result
2012	Miss. State	Craig Loston 100-yard interception return	LSU def. Miss. State, 37-17
	Idaho	Ronald Martin 45-yard interception return	LSU def. Idaho, 63-14
		Lavar Edwards 23-yard interception return	
2011	Georgia	Morris Claiborne 45-yard interception return	LSU def. Georgia, 42-10
2011	Ole Miss	Ron Brooks 46-yard interception return	LSU def. Ole Miss, 52-3
2011	Ole Miss	Kevin Minter 0-yard fumble recovery	
2011	Auburn	Ron Brooks 28-yard interception return	LSU def. Auburn, 45-10
2011	Kentucky	Tyrann Mathieu 23-yard fumble return	LSU def. Kentucky, 35-7
2010	UL-Monroe	Ron Brooks 32-yard interception return	LSU def. ULM, 51-0
	UL-Monroe	Lavar Edwards 29-yard fumble return	
2009	Washington	Jacob Cutrera 29-yard interception return	LSU def. Washington, 31-23
2009	Miss. State	Patrick Peterson 37-yard interception return	LSU def. Miss. State, 30-26

### No. 18 Tradition Passed Down to Lamin Barrow

A tradition established in 2003 continues as senior linebacker **Lamin Barrow** was voted to wear the No. 18 jersey for the 2013 season. Barrow was presented the jersey by coach **Les Miles** following a vote of the coaching staff and former LSU No. 18s during the Tigers' first team meeting of fall camp on Sunday, Aug. 4. Barrow recorded a season-best 11 tackles and a fumble recovery in the win over Auburn in week three. He is the first LSU player to return following a 100-tackle season since Kelvin Sheppard in 2010. Jersey No. 18 was born when quarterback Matt Mauck guided LSU to its first national championship since 1958 in 2003. His number became synonymous with success -- both on and off the field -- as well as a selfless attitude that has become the epitome of being an LSU football player. After his final year with the



### TIGERS IN THE NFL (WEEK 5)

Name	Pos.	Team
Joe Barksdale	OT	St. Louis Rams
Dwayne Bowe	WR	Kansas City Chiefs
Michael Brockers	DT	St. Louis Rams
Ron Brooks	CB	Buffalo Bills
Morris Claiborne	CB	Dallas Cowboys
Ryan Clark	S	Pittsburgh Steelers
Jacob Cutrera**	LB	Tampa Bay Buccaneers
Glenn Dorsey	DE	San Francisco 49ers
Lavar Edwards	DE	Tennessee Titans
Chris Faulk**	OT	Cleveland Browns
Matt Flynn	QB	Oakland Raiders
Michael Ford	RB	Chicago Bears
Trindon Holliday	WR/KR	Denver Broncos
Tyson Jackson	DE	Kansas City Chiefs
Ricky Jean Francois	DT	Indianapolis Colts
Donnie Jones	P	Philadelphia Eagles
Brandon LaFell	WR	Carolina Panthers
LaRon Landry	S	Indianapolis Colts
Bennie Logan	DT	Philadelphia Eagles
Tyrann Mathieu	DB	Arizona Cardinals
Danny McCray	S	Dallas Cowboys
Barkevious Mingo	LB	Cleveland Browns
Kevin Minter	LB	Arizona Cardinals
Sam Montgomery	OLB	Houston Texans
Drake Nevis	DT	Dallas Cowboys
Patrick Peterson	CB	Arizona Cardinals
Rueben Randle	WR	New York Giants
Eric Reid	S	San Francisco 49ers
Stevan Ridley	RB	New England Patriots
Perry Riley	LB	Washington Redskins
Russell Shepard	WR	Tampa Bay Buccaneers
Kelvin Sheppard	LB	Indianapolis Colts
Tharold Simon**	CB	Seattle Seahawks
Marcus Spears	DT	Baltimore Ravens
Craig Steltz	S	Chicago Bears
Brandon Taylor	S	San Diego Chargers
Curtis Taylor*	S	Arizona Cardinals
Spencer Ware	FB	Seattle Seahawks
Corey Webster	CB	New York Giants
Andrew Whitworth	OT	Cincinnati Bengals
Kyle Williams	DT	Buffalo Bills
Al Woods	DT	Pittsburgh Steelers

\* - Practice Squad

\*\* - Injured Reserve

**BOLD** indicates players who played for Les Miles

#### Number of Players by College on ACTIVE NFL Rosters

1. USC 40
2. LSU 39
3. Miami 38
4. Georgia 36
5. Florida State, Texas 31

• LSU leads the nation in number of defensive backs (11) and defensive tackles (6) on active NFL rosters.

• Nine of the 11 LSU defensive starters from the 2011 Oregon game were on active NFL rosters for week 1.

• 17 LSU players (12 defense, 5 offense) who played in the 2012 BCS National Championship Game are on an NFL roster.

• Of the 39 active former LSU players on NFL rosters, 35 of them played for **Les Miles**.

## CAREER GAMES PLAYED/STARTED

Player	'09	'10	'11	'12	'13	Total
Kwon Alexander, LB	--	--	--	7/2	6/3	13/5
Vadal Alexander, OG	--	--	--	13/9	6/6	19/15
Jordan Allen, DE	--	--	3/0	1/0	6/3	10/3
Jonah Austin, OG	--	--	--	--	5/0	5/0
Lamin Barrow, LB	--	12/1	13/1	13/13	6/6	44/21
Odell Beckham Jr., WR	--	--	14/9	13/12	6/6	33/27
Kendell Beckwith, LB	--	--	--	--	6/0	6/0
Alfred Blue, RB	--	11/1	13/1	3/3	6/2	33/7
Kadron Boone, WR	--	13/0	14/4	13/7	6/0	46/11
Josh Boutte, OT	--	--	--	--	3/0	3/0
Tashawn Bower, DE	--	--	--	--	3/0	3/0
Jalen Collins, CB	--	--	--	13/1	6/2	19/3
La'el Collins, OT	--	--	7/0	13/13	6/6	26/19
J.C. Copeland, FB	--	4/0	14/4	13/12	6/5	37/21
Colby Delahoussaye, PK	--	--	--	--	6/0	6/0
Travis Dickson, TE	--	--	6/0	12/1	5/0	23/1
Travin Dural, WR	--	--	--	--	5/0	5/0
Micah Eugene, S	--	--	--	13/0	6/2	19/2
Fehoko Fanaika, OG	--	--	--	--	6/0	6/0
Ego Ferguson, DT	--	--	13/0	13/0	6/6	32/6
Reid Ferguson, SNP	--	--	--	13/0	6/0	19/0
Seth Fruge, ST/HOLD	--	9/0	12/0	13/0	5/0	39/0
Dillon Gordon, TE	--	--	--	13/0	6/6	19/6
James Hairston, PK	--	--	11/0	13/0	6/0	30/0
Jerald Hawkins, OT	--	--	--	--	6/6	6/6
Jeremy Hill, RB	--	--	--	11/5	5/4	16/9
Kenny Hilliard, RB	--	--	13/0	12/1	6/0	31/1
Danielle Hunter, DE	--	--	--	12/0	6/3	18/3
Rickey Jefferson, S	--	--	--	--	3/0	3/0
Anthony Jennings, QB	--	--	--	--	3/0	3/0
Anthony Johnson, DT	--	--	14/0	13/3	6/6	33/9
Mickey Johnson, DT	--	--	--	1/0	3/0	4/0
Deion Jones, LB	--	--	--	13/0	6/0	19/0
Melvin Jones, FB	--	--	--	--	6/0	6/0
Tahj Jones, LB	--	13/0	14/1	1/1	3/3	31/5
Jamie Keehn, P	--	--	--	2/0	6/0	8/0
Christian LaCouture, DT	--	--	--	--	6/0	6/0
Jarvis Landry, WR	--	--	14/1	13/1	6/5	33/7
Quantavius Leslie, WR	--	--	--	--	3/0	3/0
Craig Loston, S	2/0	13/2	11/0	12/12	4/4	42/18
Lamar Louis, LB	--	--	--	11/5	6/0	17/5
Justin Maclin, DE	--	1/0	--	2/0	4/0	7/0
Terrence Magee, RB	--	--	5/0	9/0	6/0	20/0
Ronald Martin, S	--	--	3/0	13/1	5/5	21/6
Zach Mettenberger, QB	--	--	5/0	13/13	6/6	24/19
Jalen Mills, CB	--	--	--	13/13	6/6	19/19
Lewis Neal, DE	--	--	--	--	4/0	4/0
Connor Neighbors, FB	--	1/0	4/0	13/0	6/1	24/1
Lorenzo Phillips, LB	--	--	--	4/0	6/0	10/0
Ethan Pocic, C	--	--	--	--	2/0	2/0
Elliott Porter, C	--	--	--	10/1	6/6	16/7
Jermauria Rasco, DE	--	--	9/0	13/0	6/6	28/6
Duke Riley, LB	--	--	--	--	6/0	6/0
Rashard Robinson, CB	--	--	--	--	5/0	5/0
DeSean Smith, TE	--	--	--	--	6/0	6/0
Logan Stokes, TE	--	--	--	--	6/1	6/1
Dwayne Thomas, CB	--	--	--	3/0	5/0	8/0
Quentin Thomas, DT	--	--	--	3/0	4/0	7/0
Corey Thompson, S	--	--	--	13/0	5/1	18/1
Trai Turner, OG	--	--	--	12/7	6/6	18/13
Evan Washington, OT	--	--	--	--	6/0	6/0
D.J. Welter, LB	--	--	7/0	1/0	6/6	14/6
Tre'Davious White, DB	--	--	--	--	6/4	6/4
James Wright, WR	--	12/0	14/2	12/4	6/0	

Tigers, Mauck passed the jersey number down to running back Jacob Hester, who then helped LSU to another national title in 2007. Three of the former No. 18s are still currently playing in the NFL. Here is a look at the jersey No. 18s:

Years	Player	Position
2003	Matt Mauck	QB
2004-07	Jacob Hester	RB
2008-09	Richard Dickson	TE
2010	Richard Murphy	RB
2011	Brandon Taylor	S
2012	Bennie Logan	DT
2013	Lamin Barrow	LB

## LSU The New DBU

Since 2007, LSU leads the nation in number of defensive backs selected in the NFL Draft with 12. Alabama and Texas are the next closest with nine. The Tigers have produced a defensive back selection in seven consecutive drafts. Six LSU defensive players were selected in the first three rounds of the 2013 NFL Draft, the most selected from any school in modern draft history. A total of 11 former LSU defensive backs are on active NFL rosters, which leads the nation. The 11 are the most from any school at any position in the entire league. LSU is also tops nationally in defensive tackles on NFL rosters with six.

## LSU Is 50-0 Under Miles When Rushing For 100 Yards and Holding Opponents To Less Than 100 Yards

One look at LSU's results in relation to rushing the football and it's easy to figure out that head coach **Les Miles** is a former offensive lineman who understands the importance of running the football. In 112 games under Miles, LSU's success is easy to predict when it comes to net rushing yards. Get to 100 yards rushing and LSU will more than likely win as the Tigers are 85-8 under Miles when that happens. Hold the opponent to fewer than 100-yards and the Tigers are 51-4. An even more telling stat is that when LSU rushes for 100-plus yards and holds the opponents to fewer than 100-yards, the Tigers are 50-0. The following is a look at LSU's rushing numbers during the Miles era and have the Tigers have fared in those games:

Year	LSU 100+	LSU 100-	Opp 100+	Opp 100-	LSU 100+/Opp 100-
2005	10-0	1-2	3-1	8-1	7-0
2006	10-0	1-2	5-0	6-2	6-0
2007	11-2	1-0	3-2	9-0	8-0
2008	8-3	0-2	2-5	6-0	6-0
2009	8-0	1-4	7-4	2-0	2-0
2010	11-2	0-0	7-1	5-0	5-0
2011	13-0	0-1	4-1	8-0	9-0
2012	9-1	1-2	4-2	6-1	6-0
2013	5-0	0-1	4-1	1-0	1-0
<b>Totals</b>	<b>85-8</b>	<b>5-14</b>	<b>39-17</b>	<b>51-4</b>	<b>50-0</b>

## LSU Has Scored 20 Special Teams TDs In Les Miles Era

LSU has recorded 20 special teams touchdown under **Les Miles**, including the most recent one when **Odell Beckham Jr.** became the first player in school history to return a missed field goal for a touchdown. Beckham caught a missed 59-yard field goal in the third quarter of the UAB game and raced a school-record 109 yards (statistically 100 yards) for the score. Under Miles, LSU has returned 11 punts for touchdowns, 3 kickoffs for touchdowns, 2 blocked field goals returned for touchdowns, 1 blocked punt return for a TD, 1 return on a fumbled punt, 1 on a fake field goal and 1 on a missed field goal. LSU has scored at least one special teams touchdown in all nine seasons under Miles. LSU is 18-1 in games when scoring a special teams touchdown. In addition, LSU holds the nation's longest consecutive years streak (12) of returning a punt or kickoff for a touchdown. The Tigers have returned at least one punt or kickoff back for a score every season dating back to 2001. The following is a breakdown of LSU's special teams touchdowns under Miles:

Year	Opponent	Play	Results
2013	UAB	Odell Beckham Jr. 100-yard missed field goal return	LSU def. UAB, 56-17
2012	Ole Miss	Odell Beckham Jr. 89-yard punt return	LSU def. Ole Miss, 41-35
	North Texas	Odell Beckham Jr. 70-yard punt return	LSU def. North Texas, 41-14
2011	Georgia	Tyrann Mathieu 62-yard punt return	LSU def. Georgia, 42-10
	Arkansas	Tyrann Mathieu 92-yard punt return	LSU def. Arkansas, 41-17
	West Virginia	Morris Claiborne 99-yard kickoff return	LSU def. W. Va., 47-21
	Oregon	Tyrann Mathieu 3-yard return of a fumbled punt	LSU def. Oregon, 40-27
2010	North Carolina	Patrick Peterson 87-yard punt return	LSU def. No. Carolina, 30-24
	West Virginia	Patrick Peterson 60-yard punt return	LSU def. W. Va., 20-14
2009	Miss. State	Chad Jones 93-yard punt return	LSU def. Miss. State, 30-26
	Ole Miss	Patrick Peterson 53-yard return of a blocked FG	LSU lost Ole Miss, 25-23
	Arkansas	Trindon Holliday 87-yard punt return	LSU def. Arkansas, 33-30 (OT)
2008	North Texas	Trindon Holliday 92-yard punt return	LSU def. North Texas, 41-3
2007	South Carolina	Colt David 15-yard run on fake field goal	LSU def. South Carolina, 28-16
	Ole Miss	Trindon Holliday 98-yard kickoff return	LSU def. Ole Miss, 41-24
2006	Fresno State	Craig Davis 77-yard punt return	LSU def. Fresno State, 34-6

	Arkansas	Trindon Holliday 92-yard kickoff return	LSU def. Arkansas, 31-26
2005	Arizona State	Mario Stevenson 55-yard return of a blocked FG	LSU def. Arizona State, 35-31
	Arizona State	Craig Steltz 29-yard return of a blocked punt	
	Auburn	Skyler Green 66-yard punt return	LSU def. Auburn, 20-17 (OT)

#### Consecutive Years of Returning a Kickoff/Punt for a Touchdown

1.	LSU	12
2.	FIU	10
2.	Ohio State	10
4.	UConn	9
5.	Florida	8
5.	Ole Miss	8
5.	Kansas State	8

#### LSU Extends FBS Record For Consecutive Non-Conference Regular Season Wins To 44

LSU extended its Football Bowl Subdivision (FBS) record of consecutive non-conference regular season wins to 44 with its victory over Kent State. Last season, LSU broke the FBS record for consecutive non-conference regular season wins, surpassing the mark of Kansas State who claimed 39 straight from 1993-2003. The Tigers haven't lost a non-conference regular season game since falling at Virginia Tech, 26-8, in the 2002 season opener in Blacksburg, Va., on Sept. 1. **Les Miles** has accounted for 34 of the 44 wins during the streak, and he is 34-0 all-time in non-conference regular season games in his nine seasons at LSU. Former coach Nick Saban accounted for the 10 other victories from 2002-04. Under Miles, the Tigers have outscored non-conference regular season opponents a combined 1,355-374. Here is a look at the top four in FBS all-time consecutive non-conference regular season wins:

Team	Years	Win Streak
1. LSU	2002-present	44
2. Kansas State	1993-2003	39
3. Miami	1985-88	36

#### LSU: The SEC's Winningest Team Since 2005

LSU is the winningest program in the SEC since the start of **Les Miles'** tenure as head coach in 2005 as the Tigers have posted a 90-22 mark during that span. The 90 victories for LSU are three better than Florida, while the Tigers are also tops in final poll rankings. LSU is also second nationally in wins since 2005 behind only Boise State (96).

Team	W-L	Bowls	SEC Titles	Top 25 Finishes
LSU	90-22	8	2	7
Florida	87-24	8	2	6
Georgia	80-31	8	1	6
Auburn	71-36	6	1	4
South Carolina	70-38	7	0	3
Alabama	68-22	8	2	5
Arkansas	63-44	5	0	3
Tennessee	55-51	4	0	2
Kentucky	47-58	5	0	0
Mississippi State	49-55	4	0	1
Ole Miss	45-58	3	0	2
Vanderbilt	43-61	3	0	1

#### Wins Since 2005 (Nationally)

Boise State	96
LSU	90
Ohio State	90
Oklahoma	87
Oregon	87
Florida	87
TCU	86
Virginia Tech	85
Southern Cal	83
Texas	83

#### CAREER 100-YARD RECEIVING GAMES

##### Odell Beckham Jr. • 3 • WR (6, 4 in 2013)

179 at Mississippi State, 2013  
136 vs. UAB, 2013  
128 vs. Towson, 2012  
118 at #9 Georgia, 2013  
118 vs. #20 TCU, 2013  
112 at Arkansas, 2012

##### Jarvis Landry • 80 • WR (4, 3 in 2013)

156 at #9 Georgia, 2013  
118 vs. Auburn, 2013  
109 vs. #20 TCU, 2013  
109 vs. #22 Mississippi State, 2012

#### CAREER 100-YARD RUSHING GAMES

##### Alfred Blue • 4 • RB (2)

123 vs. North Texas, 2012  
119 vs. Western Kentucky, 2011

##### Jeremy Hill • 33 • RB (7, 3 in 2013)

184 vs. Auburn, 2013  
157 at Mississippi State, 2013  
127 at #19 Texas A&M, 2012  
124 vs. #14 Clemson, 2012 Chick-fil-A Bowl  
124 vs. #3 South Carolina, 2012  
117 vs. Kent State, 2013  
107 vs. #1 Alabama, 2012

##### Kenny Hilliard • 27 • RB (1)

102 vs. #3 Arkansas, 2011

##### Terrence Magee • 14 • RB (1)

108 vs. Kent State, 2013

#### RECORD BOOK

##### Season Completion Percentage

Name	Pct.
1. Zach Mettenberger (2013)	68.2
2. JaMarcus Russell (2006)	67.8
3. Herb Tyler (1995)	65.2

##### Career Completion Percentage

Name	Pct.
1. Alan Risher (1980-82)	62.0
2. JaMarcus Russell (2004-06)	61.9
Zach Mettenberger (2011-present)	61.9

##### Career 100-Yard Receiving Games

Name	G
1. Josh Reed (1999-2001)	18
...	
7. Michael Clayton (2001-03)	7
8. Odell Beckham Jr. (2011-present)	6
-- Jarvis Landry (2011-present)	4

##### Season All-Purpose Yards

Name	Yds
1. Domanick Davis (2002)	2,120
...	
7. Patrick Peterson (2010)	1,484
8. Dalton Hilliard (1984)	1,472
9. Eddie Kennison (1995)	1,449
10. Dalton Hilliard (1985)	1,447
-- Odell Beckham Jr. (2013)	1,369

## RECORD BOOK

### Career 100-Yard Rushing Games

Name	G
1. Kevin Faulk (1995-98)	22
...	
4. Charles Scott (2006-09)	8
Harvey Williams (1986-90)	8
6. LaBrandon Toefield (2000-02)	7
Rondell Mealey (1996-99)	7
Steve Van Buren (1941-43)	7
<b>Jeremy Hill (2012-present)</b>	<b>7</b>

### Consecutive Games with a Receiving Touchdown

Name	TD
1. Dwayne Bowe (2005)	7
<b>Jarvis Landry (2012-13) streak ended at 7</b>	
3. Michael Clayton (2003)	6

### Season Touchdown Catches

Name	TD
1. Dwayne Bowe (2006)	12
...	
8. Dwayne Bowe (2005)	9
Eddie Fuller (1989)	9
Tony Moss (1989)	9
-- <b>Jarvis Landry (2013)</b>	<b>7</b>
-- <b>Odell Beckham Jr. (2013)</b>	<b>6</b>

### Career Touchdown Catches

Name	TD
1. Dwayne Bowe (2003-06)	26
...	
10. Tony Moss (1986-89)	16
-- <b>Jarvis Landry (2011-present)</b>	<b>12</b>
-- <b>Odell Beckham Jr. (2011-present)</b>	<b>10</b>

### Season Touchdown Passes

Name	TD
1. JaMarcus Russell (2006)	28
Matt Mauck (2003)	28
...	
8. Josh Booty (2000)	17
Jordan Jefferson (2009)	17
Alan Risher (1982)	17
-- <b>Zach Mettenberger (2013)</b>	<b>15</b>

### Career Touchdown Passes

Name	TD
1. Tommy Hodson (1986-89)	69
...	
8. Matt Flynn (2004-07)	31
Alan Risher (1980-82)	31
10. Rohan Davey (1998-2001)	29
-- <b>Zach Mettenberger (2011-present)</b>	<b>28</b>

### Career Passing Yards

Name	Yds
1. Tommy Hodson (1986-89)	9,115
...	
6. Jordan Jefferson (2008-11)	4,733
7. Alan Risher (1980-82)	4,585
<b>8. Zach Mettenberger (2011-present)</b>	<b>4,439</b>

### This Day vs. Night Thing In Tiger Stadium

The facts indicate that LSU plays better at night in Tiger Stadium than they do during the day. The numbers show that since 1960, LSU is 230-61-4 (.784) at night under the lights compared to a 29-25-3 (.518) mark in Tiger Stadium during the day. Since 2000, LSU is 83-12 (.872) overall at home, which includes a 64-6 (.913) mark at night in Tiger Stadium and a 19-6 (.750) record during the day. Prior to 2000, LSU had only won 10 games at home during the day in 32 tries. From 1960 to 1999, LSU posted a 10-19-3 (.359) record at home during the day. The following is a breakdown of LSU's night record, day record and overall record in Tiger Stadium since 1960:

Decade	Record at Night	Record during the day	Overall Tiger Stadium Record
1960-69	47-9-2	2-2-1	49-11-3
1970-79	51-12-1	1-2	52-14-1
1980-89	38-16-1	3-5-2	41-21-3
1990-99	30-18	4-10	34-28
2000-09	49-5	11-6	60-11
2010-13	15-1	8-0	23-1
<b>Totals</b>	<b>230-61-4</b>	<b>29-25-3</b>	<b>259-86-7</b>

### Tigers Are 40-2 In Saturday Night Games In Tiger Stadium Under Les Miles

There's nothing like home field advantage and for LSU, there's nothing better than playing a Saturday night game in Tiger Stadium. Since **Les Miles** took over in 2005, LSU is 40-2 in Saturday Night games in Tiger Stadium. The only two Saturday Night losses in Tiger Stadium for the Tigers under Miles came in 2009 when No. 1 Florida beat LSU, 13-3, and on Nov. 3, 2012 when top-ranked Alabama rallied for a 21-17 victory. Going back to 2000, LSU is 64-5 in Tiger Stadium in Saturday Night games with the only losses during that span came to unranked UAB (13-10) in 2000; unranked Ole Miss (35-24) in 2001; No. 10 Alabama (31-0) in 2002; No. 1 Florida (13-3) in 2009, and No. 1 Alabama (21-17) in 2012. The following is a look at LSU's record in Saturday Night games in Tiger Stadium:

Year	Overall Sat. Night	vs. Top 25	vs. SEC	vs. SEC Top 25	Noteable Wins
2000	5-1	2-0	3-0	2-0	def. Alabama at home for 1st time since '69
2001	4-1	1-0	1-1	1-0	def. #25 Auburn, 27-14, to clinch SEC West
2002	5-1	0-1	2-1	0-1	def. So. Carolina, 38-14
2003	4-0	1-0	1-0	1-0	def. #17 Auburn, 31-7
2004	6-0	0-0	3-0	0-0	def. Alabama, 26-10
2005	3-0	1-0	1-0	1-0	def. #16 Auburn, 20-17, in OT
2006	7-0	0-0	3-0	0-0	def. Alabama, 28-14
2007	5-0	3-0	2-0	2-0	def. #9 Florida, 28-24; def. #18 Auburn, 30-24
2008	4-0	0-0	1-0	0-0	def. Miss. State, 34-24
2009	6-1	0-1	3-1	0-1	def. Auburn, 31-10; def. Arkansas, 33-30 OT
2010	4-0	1-0	1-0	0-0	def. #22 W. Virginia, 20-14
2011	2-0	0-0	0-0	0-0	None
2012	6-1	2-1	2-1	1-1	def. #3 South Carolina, 23-21
2013	3-0	0-0	1-0	0-0	def. Auburn
<b>Totals</b>	<b>63-5</b>	<b>11-3</b>	<b>24-4</b>	<b>8-3</b>	

### Tiger Stadium Top 10 Attendances

No.	Att.	Opponent	Date	Results
1.	93,374	Alabama	Nov. 3, 2012	Lost, 21-17
2.	93,129	Florida	Oct. 10, 2009	Lost, 13-3
3.	93,108	Arkansas	Nov. 25, 2011	Won, 41-17
4.	93,098	Auburn	Oct. 22, 2011	Won, 45-10
5.	93,039	Alabama	Nov. 8, 2008	Lost, 27-21 (OT)
6.	93,022	Florida	Oct. 8, 2011	Won, 41-11
7.	93,013	Arkansas	Nov. 28, 2009	Won, 33-30 (OT)
8.	92,982	Georgia	Oct. 25, 2008	Lost, 52-38
9.	92,969	Alabama	Nov. 6, 2010	Won, 24-21
10.	92,932	Tennessee	Oct. 2, 2010	Won, 16-14
11.	92,917	Western Kentucky	Nov. 12, 2011	Won, 42-9
12.	92,915	Ole Miss	Nov. 20, 2010	Won, 43-36
13.	92,910	Florida	Oct. 8, 2007	Won, 28-24
14.	92,872	Ole Miss	Nov. 17, 2012	Won, 41-35
15.	92,831	Mississippi State	Nov. 10, 2012	Won, 37-17



## LSU's 20-Plus Yards Play Breakdown

### BY PLAY

Pass .....	35
Rush .....	9
TOTAL .....	44

### BY GAME

vs. TCU .....	5
UAB .....	5
Kent State .....	10
Auburn .....	7
at Georgia .....	7
at Mississippi State .....	10

### BY QUARTER

1st .....	17
2nd .....	7
3rd .....	11
4th .....	9

### RUSHING

Jeremy Hill .....	5
Terrence Magee .....	3
Kenny Hilliard .....	1

### PASSING

Zach Mettenberger .....	35
-------------------------	----

### RECEIVING

Odell Beckham Jr.....	17
Jarvis Landry .....	11
Travis Dickson .....	2
Travin Dural .....	2
Jeremy Hill .....	1
Kadron Boone .....	1
Connor Neighbors .....	1

### 20 OR MORE YARD TOUCHDOWNS

Jarvis Landry .....	6
Odell Beckham Jr. ....	4
Jeremy Hill .....	3
Terrence Magee .....	1
Kadron Boone .....	1

## LSU's 20-Plus Yards Plays of 2013

Yards	Type	Player	Opponent	Qtr.
69*	Run	Jeremy Hill	Miss. St.	1
58*	Run	Jeremy Hill	Kent St.	1
54	Run	Jeremy Hill	Auburn	1
52	Pass	Connor Neighbors from Zach Mettenberger	Kent St.	2
52*	Run	Terrence Magee	TCU	3
49*	Run	Jeremy Hill	Auburn	1
49	Pass	Odell Beckham Jr. from Zach Mettenberger	UAB	1
48*	Pass	Kadron Boone from Zach Mettenberger	Georgia	1
45	Pass	Travis Dickson from Zach Mettenberger	Auburn	3
44	Pass	Odell Beckham Jr. from Zach Mettenberger	TCU	1
39*	Pass	Jarvis Landry from Zach Mettenberger	Georgia	3
36	Pass	Travin Dural from Zach Mettenberger	Kent St.	1
34	Run	Kenny Hilliard	Miss. St.	2
33*	Pass	Odell Beckham Jr. from Zach Mettenberger	Miss St.	4
32*	Pass	Jarvis Landry from Zach Mettenberger	Auburn	4
31*	Pass	Jarvis Landry from Zach Mettenberger	Kent St.	2
29*	Pass	Odell Beckham Jr. from Zach Mettenberger	UAB	1
28	Pass	Travis Dickson from Zach Mettenberger	Kent St.	3
27	Pass	Odell Beckham Jr. from Zach Mettenberger	Miss. St.	1
27	Pass	Odell Beckham Jr. from Zach Mettenberger	Georgia	4
27	Pass	Jarvis Landry from Zach Mettenberger	Auburn	1
27*	Pass	Odell Beckham Jr. from Zach Mettenberger	UAB	3
26	Pass	Odell Beckham Jr. from Zach Mettenberger	Miss. St.	3
26	Pass	Jarvis Landry from Zach Mettenberger	Miss St.	2
26	Pass	Jarvis Landry from Zach Mettenberger	Georgia	3
26	Pass	Jarvis Landry from Zach Mettenberger	Auburn	3
26	Pass	Odell Beckham Jr. from Zach Mettenberger	TCU	1
26	Pass	Odell Beckham Jr. from Zach Mettenberger	TCU	4
25	Pass	Jarvis Landry from Zach Mettenberger	Georgia	4
25	Pass	Jarvis Landry from Zach Mettenberger	Georgia	4
25	Run	Terrence Magee	Kent St.	4
24	Pass	Odell Beckham Jr. from Zach Mettenberger	Miss. St.	1
24	Run	Terrence Magee	Kent St.	3
24*	Pass	Jarvis Landry from Zach Mettenberger	UAB	2
23	Pass	Odell Beckham Jr. from Zach Mettenberger	Miss. St.	1
23	Pass	Jeremy Hill from Zach Mettenberger	Georgia	1
22	Pass	Odell Beckham Jr. from Zach Mettenberger	Auburn	3
22	Pass	Odell Beckham Jr. from Zach Mettenberger	Kent St.	2
22*	Pass	Odell Beckham Jr. from Zach Mettenberger	UAB	1
21	Pass	Travin Dural from Zach Mettenberger	Miss St.	3
21*	Pass	Jarvis Landry from Zach Mettenberger	Kent St.	1
20	Run	Jeremy Hill	Miss. St.	4
20	Pass	Odell Beckham Jr. from Zach Mettenberger	Kent St.	2
20*	Pass	Jarvis Landry from Zach Mettenberger	TCU	4

\* Denotes play resulted in touchdown.

## GAME-BY-GAME NOTABLES

Opponent	Captains	Coin Toss	Kickoff/Receive	LSU 1st Poss.	Game Time (CT)	Game Length	Jerseys	Result
vs. #20 TCU	Mettenberger, Johnson, Barrow, Fruge	Loss	Receive	Field Goal	8:11 p.m.	3:32	White	W, 37-27
UAB	L. Collins, E. Ferguson, Fruge, Wright, Loston	Loss	Receive	Punt	6:42 p.m.	3:16	White	W, 56-17
Kent State	Alexander, Barrow, Fruge, Hairston	Loss	Receive	Touchdown	6:02 p.m.	3:09	Purple	W, 45-13
Auburn	Ferguson, Fruge, Neighbors, Wright	Won	Kickoff	Touchdown	6:46 p.m.	3:43	White	W, 35-21
at #9/10 Georgia	L. Collins, E. Ferguson, R. Ferguson, Barrow, Mettenberger	Won	Kickoff	Touchdown	2:39 p.m.	3:45	White	L, 44-41
at Mississippi State	Neighbors, Johnson, Wright, Mettenberger, Mills	Loss	Receive	Touchdown	6:06 p.m.	3:34	White	W, 59-26

## BY THE NUMBERS

**93,374**

largest crowd in Tiger Stadium history  
(lost to #1 Alabama, 21-17, on Nov. 3, 2012)

**1,500**

old dorm rooms below the east and west stands

**.725**

winning percentage after 556 home games  
(395-144-18)

**89**

89-yard punt return by Billy Cannon 50 years ago to beat Ole Miss on Halloween Night in 1959

**90<sup>th</sup>**

year of LSU football in Tiger Stadium dating back to 1924

**81**

times the crowd has exceeded 90,000 for a game

**100,000**

estimated capacity when South End Zone project is completed prior to 2014 season

**428**

windows replaced on the North End of the stadium prior to the 2012 season

**64-6**

Saturday night record since 2000

**53-7**

home record under head coach Les Miles

**14**

undefeated home seasons, including three under Les Miles

**9**

trips by the "ESPN College GameDay" crew

**8<sup>th</sup>**

largest on-campus stadium in the nation (92,542)

**7**

times named the toughest place in the nation to play a road game by national media outlets

**1**

win over a No. 1 ranked team (def. Florida, 28-21, in 1997)

# Tiger Stadium

## COLLEGE FOOTBALL'S ULTIMATE SETTING



## "THE SCARIEST PLACE TO PLAY IN AMERICA"

- ESPN.COM, ESPN COLLEGE FOOTBALL LIVE

### Notables

- LSU began playing football in Tiger Stadium in 1924 and is currently in its 90th year in the venerable stadium. This season marks the 83rd year LSU has played under the lights in Death Valley. The Tigers defeated Spring Hill, 35-0, on Oct. 3, 1931 in the first night game in the stadium's history.
- Head coach **Les Miles** is 39-2 in Saturday Night home games. The only losses were to top-ranked teams -- No. 1 Florida on Oct. 10, 2009 and No. 1 Alabama on Nov. 3, 2012. LSU's last non-conference home loss was to UAB on Sept. 23, 2000.
- Since national attendance figures began being kept in 1957, LSU has finished in the nation's top 10 in average attendance in 49 of the past 56 seasons.
- Since 1960, LSU owns a stellar 230-61-4 (.784) record in traditional Tiger Stadium night games. The Tigers are 26-26-3 (.500) at home during the day in that span.
- LSU has won 36 consecutive home games over non-conference opponents. **Les Miles** is 27-0 in non-conference home games.

### Quotables

"I'm not sure what it was like to walk into the Coliseum, but I bet it was something like this. The best place in the world to watch a sporting event."

- **Wright Thompson, ESPN Senior Writer**

"Dark. That combined with Tiger Stadium on a Saturday night is something loud, strange and holy. There is noise everywhere in stadiums from Eugene to Tuscaloosa. Only in Baton Rouge is there a living, breathing lurking in its grand, old stadium."

- **Dennis Dodd, CBSSports.com**

"Best stadium -- Tiger Stadium, LSU. The pregame festivities, the deafening noise -- there's no other place like it."

- **Matt Hayes, Sporting News**

"Death Valley is the pound-for-pound king of noise in college football. The place is just mind-numbingly loud for a ridiculous amount of time."

- **Bruce Feldman, CBSSports.com**

"For three hours on Saturday night, I don't know that there has ever been an atmosphere in sports that I've been a part of that was as memorable to me. When you're there, you don't want to miss anything."

- **Scott Van Pelt, ESPN**

# The Last Meeting

LSU

#4/3 LSU

6

#10/11 Florida

14



Oct. 6, 2012 • Ben Hill Griffin Stadium • Gainesville, Fla. • 90,824

## Florida Uses Second-Half Surge To Beat LSU, 14-6

Florida overcame a 6-0 halftime deficit with a pair of second half touchdowns as the 10th-ranked Gators handed No. 3 LSU its first regular season loss since November of 2010 with a 14-6 win in Gainesville. The loss snapped LSU's 18-game regular season winning streak, the longest in the nation, as the Tigers fell to 5-1 overall and 1-1 in league play. Despite a spectacular first half defensive effort that saw LSU hold Florida scoreless and to just 81 total yards, the Tigers wore down in the second half as the Gators used their running game to take control of the contest. Trailing 6-0, Florida took the lead for good, 7-6, on a 12-yard TD run by Mike Gillislee late in the third quarter. The Tigers had a chance to regain the lead however, **Odell Beckham Jr.** fumbled after catching a 56-yard pass from **Zach Mettenberger** that would have given the Tigers the ball at the Florida 23-yard line. Florida responded with an 11-play drive, all rushes, to extend the lead to 14-6 early in the fourth quarter. LSU managed just two first downs on its following two possessions as the Gators held on for the victory. LSU's only points in the game came courtesy of a pair of Drew Alleman field goals. Alleman kicked 31-yard field goal to cap a 10-play, 64-yard drive on LSU's first possession of the game. Alleman added a 21-yard field goal just before halftime after the Tigers managed just three yards following a fumble recovery at the Florida 7-yard line. For the game, LSU was limited to just 8 first downs and 200 total yards (42 rushing, 158 passing). Mettenberger completed 11-of-25 passes for 158 yards and one interception. He was sacked four times. Kevin Minter led the LSU defense with 20 tackles, just one shy of tying the school-record, two sacks and a forced fumble.

## STATISTICAL COMPARISON

Category	LSU	UF	CONF. (NCAA) RANKING	
			LSU	UF
Record:	5-1	4-1	--	--
Conference:	2-1	3-0	--	--
Scoring Offense:	45.5	25.0	3 (9)	13 (92)
Total Offense:	488.8	393.4	4 (23)	11 (78)
Rushing Offense:	197.3	192.0	9 (43)	10 (49)
Passing Offense:	291.5	201.4	3 (27)	11 (96)
Scoring Defense:	24.7	12.2	7 (52)	1 (4)
Total Defense:	367.0	217.0	7 (44)	1 (2)
Pass Defense:	207.5	152.0	4 (34)	1 (6)
Rushing Defense:	159.5	65.0	8 (65)	1 (2)
KO Ret. Avg.:	25.1	22.1	3 (22)	7 (45)
Punt Ret. Avg.:	8.6	12.4	6 (55)	3 (28)
Time of Poss.:	30:24	37:39	8 (51)	1 (1)
3rd Down Conv.:	42-72	35-71	1 (3)	5 (22)
Opp. 3rd-D Conv:	30-82	14-61	5 (43)	1 (2)
TO Margin:	+2	+1	5 (53)	7 (58)
Net Punting:	39.1	36.6	6 (30)	12 (78)
Fumbles Recovered:	4	3	1 (37)	8 (64)
Passes Intercepted:	5	8	6 (61)	3 (15)
Fumbles Lost:	5	6	10 (89)	12 (99)
Turnovers Gained:	9	11	5 (50)	2 (32)
Turnovers Lost:	7	10	7 (36)	12 (82)
Passing Efficiency:	190.1	157.1	1 (4)	7 (23)
Pass Efficiency Defense	119.3	81.2	5 (46)	1 (2)
Fewest Penalties:	7.2	7.8	13 (97)	14 (111)
Fewest Yards Penalized:	54.2	59.2	12 (76)	13 (93)
Sacks:	1.7	2.2	9 (73)	7 (46)
Tackles for Losses:	4.3	6.6	13 (108)	6 (40)
First Downs:	139	103	3 (13)	12 (80)
Red Zone Offense:	27-30	16-23	1 (29)	14 (113)
Red Zone Defense:	18-20	6-9	12 (99)	1 (8)

## The Series: Florida leads 31-25-3

1937: LSU, 19-0 Sept. 25 at Baton Rouge  
 1941: LSU, 10-7 Oct. 25 at Baton Rouge  
 1953: Tie, 21-21 Oct. 24 at Gainesville  
 1954: LSU, 20-7 Oct. 23 at Baton Rouge  
 1955: UF, 18-14 Oct. 15 at Gainesville  
 1956: UF, 21-6 Oct. 27 at Baton Rouge  
 1957: UF, 22-14 Oct. 26 at Gainesville  
 1958: LSU, 10-7 Oct. 25 at Baton Rouge  
 1959: LSU, 9-0 Oct. 24 at Gainesville  
 1960: UF, 13-10 Oct. 22 at Baton Rouge  
 1961: LSU, 23-0 Oct. 28 at Gainesville  
 1962: LSU, 23-0 Oct. 27 at Baton Rouge  
 1963: LSU, 14-0 Oct. 26 at Gainesville  
 1964: UF, 20-6 Nov. 28 at Baton Rouge  
 1965: UF, 14-7 Oct. 2 at Gainesville  
 1966: UF, 28-7 Oct. 22 at Baton Rouge  
 1967: LSU, 37-6 Oct. 7 at Gainesville  
 1971: LSU, 48-7 Oct. 9 at Baton Rouge  
 1972: Tie, 3-3 Nov. 25 at Gainesville  
 1973: LSU, 24-3 Oct. 6 at Baton Rouge  
 1974: UF, 24-14 Oct. 5 at Gainesville  
 1975: UF, 34-6 Oct. 4 at Baton Rouge  
 1976: UF, 28-23 Oct. 2 at Gainesville  
 1977: LSU, 36-14 Oct. 1 at Baton Rouge  
 1978: LSU, 34-21 Oct. 7 at Gainesville  
 1979: LSU, 20-3 Oct. 6 at Baton Rouge  
 1980: LSU, 24-7 Oct. 4 at Gainesville

1981: UF, 24-10 Oct. 3 at Baton Rouge  
 1982: LSU, 24-13 Oct. 2 at Gainesville  
 1983: UF, 31-17 Oct. 1 at Baton Rouge  
 1984: Tie, 21-21 Sept. 8 at Gainesville  
 1985: UF, 20-0 Oct. 5 at Baton Rouge  
 1986: LSU, 28-17 Oct. 4 at Gainesville  
 1987: LSU, 13-10 Oct. 3 at Baton Rouge  
 1988: UF, 19-6 Oct. 1 at Gainesville  
 1989: UF, 16-13 Oct. 7 at Baton Rouge  
 1990: UF, 34-8 Oct. 6 at Gainesville  
 1991: UF, 16-0 Oct. 5 at Baton Rouge  
 1992: UF, 28-21 Oct. 10 at Gainesville  
 1993: UF, 58-3 Oct. 9 at Baton Rouge  
 1994: UF, 42-18 Oct. 8 at Gainesville  
 1995: UF, 28-10 Oct. 7 at Baton Rouge  
 1996: UF, 56-13 Oct. 12 at Gainesville  
 1997: LSU 28-21 Oct. 11 at Baton Rouge  
 1998: UF, 22-10 Oct. 10 at Gainesville  
 1999: UF, 31-10 Oct. 9 at Baton Rouge  
 2000: UF, 41-9 Oct. 7 at Gainesville  
 2001: UF, 44-15 Oct. 6 at Baton Rouge  
 2002: LSU, 36-7 Oct. 12 at Gainesville  
 2003: UF, 19-7 Oct. 11 at Baton Rouge  
 2004: LSU, 24-21 Oct. 9 at Gainesville  
 2005: LSU, 21-17 Oct. 15 at Baton Rouge  
 2006: UF, 23-10 Oct. 7 at Gainesville  
 2007: LSU, 28-24 Oct. 6 at Baton Rouge

2008: UF, 51-21 Oct. 11 at Gainesville  
 2009: UF, 13-3 Oct. 10 at Baton Rouge  
 2010: LSU, 33-29 Oct. 9 at Gainesville  
 2011: LSU, 41-11 Oct. 8 at Baton Rouge  
 2012: UF, 14-6 Oct. 6 at Gainesville

*At Baton Rouge: Florida leads, 16-14  
 At Gainesville: Florida leads, 15-11-3  
 Les Miles vs. Florida: 4-4*

# LSU Tigers Depth Chart

## OFFENSE

X	3	<b>Odell Beckham Jr.</b>	6-0	193	Jr.-2L
	83	Travin Dural	6-2	182	Fr.-RS
	15	Quantavious Leslie	6-4	175	Jr.-JC
LT	70	<b>La'el Collins</b>	6-5	315	Jr.-1L
	76	Josh Boutte	6-4	333	Fr.-HS
LG	78	<b>Vadal Alexander</b>	6-6	342	So.-1L
	71	Jonah Austin	6-6	324	So.-SQ
C	55	Elliott Porter	6-4	300	Jr.-1L
	77	Ethan Pocic	6-7	301	Fr.-HS
RG	56	<b>Trai Turner</b>	6-3	316	So.-1L
	69	Fehoko Fanaika	6-6	348	Jr.-JC
RT	65	Jerald Hawkins	6-6	301	Fr.-RS
	75	Evan Washington	6-6	334	Jr.-SQ
TE -or-	41	Travis Dickson	6-3	230	Jr.-1L
	85	Dillon Gordon	6-5	286	So.-1L
	84	Logan Stokes	6-5	251	Jr.-JC
Z	80	<b>Jarvis Landry</b>	6-1	195	Jr.-2L
	86	<b>Kadron Boone</b>	6-0	202	Sr.-3L
	82	James Wright	6-2	203	Sr.-3L
QB	8	<b>Zach Mettenberger</b>	6-5	235	Sr.-2L
	10	Anthony Jennings	6-2	211	Fr.-HS
	17	Stephen Rivers	6-7	223	So.-SQ
RB -or- -or-	33	<b>Jeremy Hill</b>	6-2	235	So.-1L
	4	<b>Alfred Blue</b>	6-2	222	Sr.-3L
	27	<b>Kenny Hilliard</b>	6-0	233	Jr.-2L
FB	14	Terrence Magee	5-9	214	Jr.-1L
	44	<b>J.C. Copeland</b>	6-0	270	Sr.-2L
	43	Connor Neighbors	5-11	239	Sr.-1L
	49	Melvin Jones	6-3	245	Fr.-HS

## DEFENSE

DE	59	Jermauria Rasco	6-3	262	Jr.-2L
	46	Tashawn Bower	6-5	243	Fr.-HS
	54	Justin Maclin	6-4	242	Jr.-SQ
DT	90	<b>Anthony Johnson</b>	6-3	294	Jr.-2L
	91	Christian LaCouture	6-5	298	Fr.-HS
DT	9	Ego Ferguson	6-3	309	Jr.-2L
	95	Quentin Thomas	6-3	290	So.-SQ
DE -or-	98	Jordan Allen	6-6	254	Jr.-SQ
	94	Danielle Hunter	6-6	241	So.-1L
Sam -or-	58	<b>Tahj Jones</b>	6-2	205	Sr.-2L
	25	Kwon Alexander	6-2	218	So.-1L
Mike	31	D.J. Welter	6-1	226	Jr.-SQ
	23	Lamar Louis	6-0	216	So.-1L
	52	Kendell Beckwith	6-3	246	Fr.-HS
Will	18	<b>Lamin Barrow</b>	6-2	232	Sr.-3L
	45	Deion Jones	6-2	208	So.-1L
	35	Lorenzo Phillips	6-2	219	Fr.-RS
CB	28	<b>Jalen Mills</b>	6-1	189	So.-1L
	21	Rashard Robinson	6-1	165	Fr.-HS
	13	Dwayne Thomas	6-0	181	Fr.-RS
S	6	<b>Craig Loston</b>	6-2	209	Sr.-3L
	12	Corey Thompson	6-2	212	So.-1L
	34	Micah Eugene	5-11	188	So.-1L
S	26	Ronald Martin	6-1	218	Jr.-2L
	12	Corey Thompson	6-2	212	So.-1L
	29	Rickey Jefferson	5-11	199	Fr.-HS
CB	16	Tre'Davious White	5-11	177	Fr.-HS
	32	Jalen Collins	6-2	195	So.-1L
	19	Derrick Raymond	6-1	175	Fr.-RS

## PRONUNCIATIONS

<b>Players</b>		
78	Vadal Alexander	OT
	vuh-Dall	
47	Maquedius Bain	DT
	muh-Quay-dee-us	
18	Lamin Barrow	LB
	Lah-Meen	
70	La'El Collins	OT
	Lie-l	
30	Colby Delahoussaye	PK
	Dell-uh-hoos-ee	
88	John Diarse	WR
	Dee-ar-se	
83	Travin Dural	WR
	Tray-vin	
69	Fehoko Fanaika	OG
	fuh-Hoe-koe fuh-Nye-kuh	
22	Ronnie Feist	LB
	Feast	
48	Seth Fruge	HLD
	Fru-zhay	
94	Danielle Hunter	DE
	duh-NEEL	
58	Tahj Jones	LB
	Tahzh	
91	Christian LaCouture	DT
	Lock-uh-chur	
15	Quantavious Leslie	WR
	Qwan-tay-vee-us	
77	Ethan Pocic	C
	Poe-sick	
59	Jermauria Rasco	DE
	Jer-maw-ree-A	
<b>Coaches</b>		
	Greg Studrawa	OL
	Situ-draw-uh	

## SPECIAL TEAMS

PK -or-	42	Colby Delahoussaye	5-10	169	Fr.-RS
	30	James Hairston	6-1	218	Jr.-2L
	21	Trent Domingue	6-0	165	Fr.-RS
KO	30	<b>James Hairston</b>	6-1	218	Jr.-2L
	42	Colby Delahoussaye	5-10	169	Fr.-RS
	21	Trent Domingue	6-0	165	Fr.-RS
PR	3	<b>Odell Beckham, Jr.</b>	6-0	193	Jr.-2L
	80	<b>Jarvis Landry</b>	6-1	195	Jr.-2L
HOLD	48	<b>Seth Fruge</b>	5-11	200	Jr.-2L
	13	Chris LaBorde	5-11	192	So.-SQ
KOR	3	<b>Odell Beckham, Jr.</b>	6-0	193	Jr.-2L
	83	Travin Dural	6-2	182	Fr.-RS
	80	<b>Jarvis Landry</b>	6-1	195	Jr.-2L
P	38	Jamie Keehn	6-4	218	So.-1L
	21	Trent Domingue	6-0	165	Fr.-RS
SNP	50	<b>Reid Ferguson</b>	6-2	230	So.-1L
	53	Logan Boudreaux	5-11	215	So.-SQ
<b>Missed FG Return Specialist</b>					
	3	<b>Odell Beckham, Jr.</b>	6-0	193	Jr.-2L

## LOCATION OF COACHES

<b>On The Field</b>	
Les Miles, head coach	
Frank Wilson, running backs	
Steve Ensminger, tight ends	
Brick Haley, defensive line	
Adam Henry, wide receivers	
Thomas McGaughey, special teams	
Corey Raymond, defensive backs	
Greg Studrawa, offensive line	
<b>In The Press Box</b>	
John Chavis, defensive coordinator	
Cam Cameron, offensive coordinator	



## CAREER STARTS/GAME-BY-GAME STARTERS

		<b>FB</b>		<b>TB</b>			
		Copeland 20 Neighbors 1		Hill 9 Blue 7 Hilliard 1			
				<b>QB</b>			
				Mettenberger 19			
						<b>WR</b>	
						Beckham, Jr. 29 Boone 9	
<b>WR</b>		<b>TE</b>		<b>RT</b>		<b>RG</b>	
Landry 7 Wright 5		Gordon 6 Dickson 1 Stokes 1		Hawkins 6 Alexander 9		Turner 13	
				<b>C</b>		<b>LG</b>	
				Porter 7		Alexander 6 L. Collins 13	
						<b>LT</b>	
						L. Collins 6	
<b>LCB</b>		<b>LE</b>		<b>LT</b>		<b>RT</b>	
White 4 J. Collins 2 Mills 13		Rasco 6		Johnson 9		E. Ferguson 6	
		<b>Sam</b>				<b>RE</b>	
		Louis 5 T. Jones 5 Alexander 5				Allen 3 Hunter 3	
				<b>Mike</b>		<b>Will</b>	
				Welter 6		Barrow 21	
<b>Nickel</b>		<b>S</b>					
J. Collins 1		Loston 17 Thompson 1 Eugene 1 Martin 1				<b>S</b>	
						Martin 5 Eugene 1 Loston 1	
						<b>Dime</b>	

## OFFENSIVE GAME-BY-GAME STARTERS

Game	X	Z	LT	LG	C	RG	RT	TE	FB	TB	QB
vs. TCU	Beckham	Landry	L. Collins	Alexander	Porter	Turner	Hawkins	Gordon	Copeland	Blue	Mettenberger
UAB	Beckham	Stokes (2 TE)	L. Collins	Alexander	Porter	Turner	Hawkins	Gordon	Copeland	Blue	Mettenberger
Kent State	Beckham	Landry	L. Collins	Alexander	Porter	Turner	Hawkins	Gordon	Copeland	Hill	Mettenberger
Auburn	Beckham	Landry	L. Collins	Alexander	Porter	Turner	Hawkins	Gordon	Copeland	Hill	Mettenberger
at Georgia	Beckham	Landry	L. Collins	Alexander	Porter	Turner	Hawkins	Gordon	Copeland	Hill	Mettenberger
at Mississippi State	Beckham	Landry	L. Collins	Alexander	Porter	Turner	Hawkins	Gordon	Copeland	Hill	Mettenberger
Florida	Beckham	Landry	L. Collins	Alexander	Porter	Turner	Hawkins	Gordon	Neighbors	Hill	Mettenberger
at Ole Miss											
Furman											
at Alabama											
Texas A&M											
Arkansas											

## DEFENSIVE GAME-BY-GAME STARTERS

Game	LE	LT	RT	RE	WILL	MIKE	SAM	LCB	RCB	S	S
vs. TCU	Rasco	Johnson	Ferguson	Allen	Barrow	Welter	Alexander	Mills	J. Collins	Loston	Martin
UAB	Rasco	Johnson	Ferguson	Allen	Barrow	Welter	T. Jones	Mills	J. Collins	Loston	Martin
Kent State	Rasco	Johnson	Ferguson	Allen	Barrow	Welter	T. Jones	Mills	White	Eugene	Martin
Auburn	Rasco	Johnson	Ferguson	Hunter	Barrow	Welter	T. Jones	Mills	White	Loston	Eugene
at Georgia	Rasco	Johnson	Ferguson	Hunter	Barrow	Welter	Alexander	Mills	White	Loston	Eugene
at Mississippi State	Rasco	Johnson	Ferguson	Hunter	Barrow	Welter	Alexander	Mills	White	Thompson	Martin
Florida											
at Ole Miss											
Furman											
at Alabama											
Texas A&M											
Arkansas											

## THE LAST TIME LSU ... (ALL GAMES)

### Scoring

Scored 30 or more points .....	59 at Mississippi State (10/5/13)
Scored 40 or more points .....	59 at Mississippi State (10/5/13)
Scored 50 or more points .....	59 at Mississippi State (10/5/13)
Scored 60 or more points .....	63 vs. Idaho (9/15/12)
Scored 70 or more points .....	70 vs. Arkansas State (10/12/90)

### Total Offense

Had more than 400 total yards .....	563 at Mississippi State (10/5/13)
Had more than 450 total yards .....	563 at Mississippi State (10/5/13)
Had more than 500 total yards .....	563 at Mississippi State (10/5/13)
Had more than 550 total yards .....	563 at Mississippi State (10/5/13)
Had more than 600 total yards .....	653 vs. Louisiana Tech (11/1/03)
Had more than 650 total yards .....	653 vs. Louisiana Tech (11/1/03)
Had more than 700 total yards .....	746 vs. Rice (9/24/77)

### Rushing Offense

Rushed for 150 or more yards .....	223 at Mississippi State (10/5/13)
Rushed for 200 or more yards .....	223 at Mississippi State (10/5/13)
Rushed for 250 or more yards .....	307 vs. Kent State (9/14/13)
Rushed for 300 or more yards .....	307 vs. Kent State (9/14/13)
Rushed for 350 or more yards .....	353 at Ole Miss (11/19/11)
Rushed for 400 or more yards .....	400 vs. Kentucky (11/1/97)
Rushed for 425 or more yards .....	433 vs. Houston (9/7/96)
Rushed for 500 or more yards .....	503 vs. Oregon (10/22/77)

### Passing Offense

Passed for 250 or more yards .....	340 at Mississippi State (10/5/13)
Passed for 300 or more yards .....	340 at Mississippi State (10/5/13)
Passed for 350 or more yards .....	372 at Georgia (9/28/13)
Passed for 400 or more yards .....	444 vs. Illinois (1/1/02 - Sugar Bowl)
Passed for 450 or more yards .....	528 at Alabama (11/3/01)
Passed for 500 or more yards .....	528 at Alabama (11/3/01)

### Scoring Defense

Allowed 0 points .....	0 vs. UL-Monroe (11/13/10)
Allowed 3 or fewer points .....	3 vs. Washington (9/8/12)
Allowed 7 or fewer points .....	3 vs. Washington (9/8/12)
Allowed 10 or fewer points .....	10 at Auburn (9/22/12)
Allowed 14 or fewer points .....	13 vs. Kent State (9/14/13)

### Total Defense

Allowed fewer than 75 total yards .....	70 vs. UL-Lafayette (10/5/02)
Allowed fewer than 100 total yards .....	95 vs. Northwestern State (9/10/11)
Allowed fewer than 125 total yards .....	95 vs. Northwestern State (9/10/11)
Allowed fewer than 150 total yards .....	95 vs. Northwestern State (9/10/11)
Allowed fewer than 175 total yards .....	155 vs. Kentucky (10/1/11)
Allowed fewer than 200 total yards .....	183 at Auburn (9/22/12)
Allowed fewer than 225 total yards .....	211 vs. South Carolina (10/13/12)
Allowed fewer than 250 total yards .....	248 vs. Kent State (9/14/13)
Allowed fewer than 275 total yards .....	248 vs. Kent State (9/14/13)
Allowed fewer than 300 total yards .....	248 vs. Kent State (9/14/13)

### Rushing Defense

Allowed 0 or fewer yards .....	-4 vs. Northwestern State (9/10/11)
Allowed 10 or fewer yards .....	-4 vs. Northwestern State (9/10/11)
Allowed 20 or fewer yards .....	-4 vs. Northwestern State (9/10/11)
Allowed 30 or fewer yards .....	26 vs. Washington (9/8/12)
Allowed 40 or fewer yards .....	34 vs. South Carolina (10/13/12)
Allowed 50 or fewer yards .....	47 vs. Mississippi State (11/10/12)
Allowed 60 or fewer yards .....	58 vs. Kent State (9/14/13)
Allowed 70 or fewer yards .....	58 vs. Kent State (9/14/13)
Allowed 80 or fewer yards .....	58 vs. Kent State (9/14/13)
Allowed 90 or fewer yards .....	58 vs. Kent State (9/14/13)
Allowed 100 or fewer yards .....	58 vs. Kent State (9/14/13)

## THE LAST TIME LSU ... (ALL GAMES)

### Passing Defense

Allowed 0 passing yards .....	0 vs. Alabama (11/6/71)
Allowed 50 or fewer yards .....	47 at Ole Miss (11/19/11)
Allowed 100 or fewer yards .....	61 at Florida (10/6/12)
Allowed 150 or fewer yards .....	136 vs. UAB (9/7/13)
Allowed 175 or fewer yards .....	136 vs. UAB (9/7/13)
Allowed 200 or fewer yards .....	190 vs. Kent State (9/14/13)

### Individual Rushing

Had a player rush for 100 or more yards .....	157 by Jeremy Hill at Mississippi State (10/5/13)
Had a player rush for 150 or more yards .....	157 by Jeremy Hill at Mississippi State (10/5/13)
Had a player rush for 200 or more yards .....	250 by Alley Broussard vs. Ole Miss (11/20/04)
Had a player rush for 225 or more yards .....	250 by Alley Broussard vs. Ole Miss (11/20/04)
Had a player rush for 2 or more TDs .....	3 by Kenny Hilliard at Mississippi State (10/5/13)
Had a player rush for 3 or more TDs .....	3 by Kenny Hilliard at Mississippi State (10/5/13)
Had a player rush for 4 or more TDs .....	4 by Domanick Davis vs. Illinois (1/1/02 - Sugar Bowl)
Had a player rush for 5 or more TDs .....	5 by Kevin Faulk at Kentucky (11/1/97)

### Individual Passing

Had a player pass for 200 or more yards .....	340 by Zach Mettenberger at Mississippi State (10/5/13)
Had a player pass for 250 or more yards .....	340 by Zach Mettenberger at Mississippi State (10/5/13)
Had a player pass for 300 or more yards .....	340 by Zach Mettenberger at Mississippi State (10/5/13)
Had a player pass for 350 or more yards .....	372 by Zach Mettenberger at Georgia (9/28/13)
Had a player pass for 400 or more yards .....	444 by Rohan Davey vs. Illinois (1/1/02 - Sugar Bowl)
Had a player pass for 450 or more yards .....	528 by Rohan Davey at Alabama (11/3/01)
Had a player pass for 500 or more yards .....	528 by Rohan Davey at Alabama (11/3/01)
Had a player pass for 2 or more TDs .....	2 by Zach Mettenberger at Mississippi State (10/5/13)
Had a player pass for 3 or more TDs .....	3 by Zach Mettenberger at Georgia (9/28/13)
Had a player pass for 4 or more TDs .....	5 by Zach Mettenberger vs. UAB (9/7/13) - school record
Had a player complete 20 passes .....	25 by Zach Mettenberger at Mississippi State (10/5/13)
Had a player complete 25 passes .....	25 by Zach Mettenberger at Mississippi State (10/5/13)
Had a player complete 30 passes .....	31 by Rohan Davey vs. Illinois (1/1/02 - Sugar Bowl)
Had a player complete 35 passes .....	35 by Rohan Davey at Alabama (11/3/02)
Had a player complete 15 straight passes .....	17 by Rohan Davey vs. Arkansas-6 (11/26/99), vs. Western Carolina-11 (9/2/00)
.....	17 by Matt Mauck vs. Arizona-11(9/6/03), vs. Western Illinois-6 (9/13/03)
Had a player throw 30 passes .....	37 by Zach Mettenberger at Georgia (9/28/13)
Had a player throw 35 passes .....	37 by Zach Mettenberger at Georgia (9/28/13)
Had a player throw 40 passes .....	47 by Matt Flynn vs. Arkansas (11/23/07)
Had a player throw 45 passes .....	47 by Matt Flynn vs. Arkansas (11/23/07)
Had a player throw 50 passes .....	53 by Rohan Davey vs. Illinois (1/1/02 - Sugar Bowl)

### Individual Receiving

Had a player with 9 or more receptions in a game .....	9 by Odell Beckham Jr. at Mississippi State (10/5/13)
Had a player with 10 or more receptions in a game .....	10 by Jarvis Landry at Georgia (9/28/13)
Had a player with 11 or more receptions in a game .....	12 by Brandon LaFell vs. Troy (11/15/08)
Had a player with 12 or more receptions in a game .....	12 by Brandon LaFell vs. Troy (11/15/08)
Had a player with 13 or more receptions in a game .....	14 by Josh Reed vs. Illinois (1/1/02 - Sugar Bowl)
Had a player with 14 or more receptions in a game .....	14 by Josh Reed vs. Illinois (1/1/02 - Sugar Bowl)
Had a player with 15 or more receptions in a game .....	19 by Josh Reed at Alabama (11/3/01)
Had a player receive 100 or more yards .....	179 by Odell Beckham Jr. at Mississippi State (10/5/13)
Had a player receive 150 or more yards .....	179 by Odell Beckham Jr. at Mississippi State (10/5/13)
Had a player receive 200 or more yards .....	201 by Devery Henderson at Kentucky (11/9/02)
Had a player receive 250 or more yards .....	293 by Josh Reed at Alabama (11/3/01)
Had a player receive for 2 or more TDs .....	2 by Odell Beckham Jr. at Mississippi State (10/5/13)
Had a player receive for 3 or more TDs .....	3 by Odell Beckham, Jr. vs. UAB (9/7/13)
Had a player receive for 4 or more TDs .....	4 by Tony Moss vs. Ohio University (9/30/89)
Had a player receive for 5 or more TDs .....	5 by Carlos Carson vs. Rice (9/24/77)

## THE LAST TIME LSU ... (ALL GAMES)

### Games against Ranked Teams

Beat a top 25 team .....	#20 TCU, 37-27, in Cowboys Classic in Arlington, Texas (8/31/13)
Beat a top 10 team .....	#3 South Carolina, 23-21, in Baton Rouge (10/13/12)
Beat a top 5 team .....	#3 South Carolina, 23-21, in Baton Rouge (10/13/12)
Beat an FBS No. 1 team (AP or Coaches Poll) .....	#1 Ohio State, 38-24 (1/7/08 - BCS Championship Game)
Beat an FBS No. 1 team (AP or Coaches Poll) at home .....	#1 Florida, 28-21 (10/11/97)
Beat a ranked opponent at home .....	#22/23 Mississippi State, 37-17, in Baton Rouge (11/10/12)
Beat a ranked opponent on the road .....	#20/19 Texas A&M, 24-19, in College Station, Texas (10/20/12)
Beat a ranked opponent at a neutral site .....	#20 TCU, 37-27, in Cowboys Classic in Arlington, Texas (8/31/13)
Beat back-to-back ranked opponents .....	#3 South Carolina, 23-21, in Baton Rouge (10/13/12) & #20/19 Texas A&M, 24-19, in College Station (10/20/12)
Beat a ranked team in three straight games .....	11/23 - 1/1/02 vs. #22 Arkansas, #24 Auburn, #2 Tennessee (SEC CG), #7 Illinois (Sugar Bowl)
Beat a ranked team in four straight games .....	11/23 - 1/1/02 vs. #22 Arkansas, #24 Auburn, #2 Tennessee (SEC CG), #7 Illinois (Sugar Bowl)
Lost to a ranked opponent at home .....	#1 Alabama, 21-17 (11/3/12)
Lost to a ranked opponent on the road .....	#9/10 Georgia, 44-41, in Athens, Ga. (9/28/13)
Lost to a ranked opponent at a neutral site .....	#14 Clemson, 25-24, in Chick-fil-A Bowl (12/31/12)
Lost to an unranked opponent at home .....	Ole Miss, 31-13 (11/22/08)
Lost to an unranked opponent on the road .....	at Ole Miss, 25-23 (11/21/09)

### Special Situations

Won on the last play of the game .....	at #2 Alabama (9-6, 11/5/11); Drew Alleman 25-yard field goal in overtime
Lost on the last play of the game .....	#14 Clemson, 25-24, in Chick-fil-A Bowl (12/31/12); field goal as time expired
Came back and won from 10 or more down in 4th quarter .....	Troy, 40-31 (11/15/08); down 31-10 entering 4th quarter
Lost when leading by 10 or more in 4th quarter .....	#14 Clemson, 25-24 in Chick-fil-A Bowl (12/31/12); led 24-13 entering fourth quarter
Lost when leading by 20 points or more .....	Tennessee, 30-27 OT (9/26/05); led 21-0 at halftime
Scored on the first play from scrimmage .....	Jordan Jefferson, 83-yard run vs. Tennessee (10/2/10)
A QB caught a pass on a designed play .....	Matt Flynn (35-yards from WR Early Doucet) at Alabama (11/3/07)
A RB threw a TD pass on a designated play .....	Spencer Ware (39 yards to Rueben Randle for a TD) at Auburn (10/23/10)
Had two RB rush for at least 100 yards each .....	Jeremy Hill (117 yds) and Terrence Magee (108 yds) vs. Kent State (9/14/13)

### Returns/Special Teams/Defense

Returned a KO for a TD .....	Morris Claiborne, 99 yards at West Virginia (9/24/11)
Returned a Punt for a TD .....	Odell Beckham, Jr. 89 yards vs. Ole Miss (11/17/12)
Returned an INT for a TD .....	Ronald Martin (45 yards) & Lavar Edwards (23 yards) vs. Idaho (9/15/12)
Returned 2 INTs for TDs .....	Ronald Martin (45 yards) & Lavar Edwards (23 yards) vs. Idaho (9/15/12)
Returned 3 INTs for TDs .....	3 vs. Arkansas State (C. Raymond, D. Walkup, C. Buckels) (10/12/91)
Recovered a fumble in endzone for a TD .....	Kevin Minter at Ole Miss (11/19/11)
Returned a fumble for a TD .....	Tyrann Mathieu, 23-yard fumble return and recovery vs. Kentucky (10/1/11)
Scored two defensive TDs in a game .....	2 vs. UL-Monroe (R. Brooks, INT; L. Edwards, FUM) (11/13/10)
Faked a field goal for a touchdown .....	Colt David (kicker), 15 yard run (9/22/07 vs. South Carolina)
Faked a punt for a first down .....	Brad Wing, 44-yard run in first quarter vs. Florida (10/8/11)
Faked a field goal for a first down .....	Josh Jasper, 5-yard run in 4th quarter (10/9/10 at Florida)
A player kicked the PAT after scoring the TD .....	Colt David vs. South Carolina (9/22/07)
Blocked a FG .....	Michael Brockers, 42-yard attempt in 2nd quarter of BCS Championship Game vs. Alabama (1/9/12)
Returned a blocked FG for a TD .....	Patrick Peterson, 53 yards on the block of Ole Miss' 47-yard FG attempt (11/21/09)
Blocked a PAT (kick) .....	Mark Roman, attempt by Seth Hanson (10/17/98 vs. Kentucky)
Returned a PAT for a Defensive Extra Point .....	Mark Roman, kick attempt by Seth Hanson (10/17/98 vs. Kentucky)
Blocked a punt .....	Daniel Graff vs. Tulane (10/31/09)
Blocked a punt for a safety .....	Jarvis Green, on an Andy Smith punt (10/16/99 at Kentucky)
Returned a blocked punt for TD .....	Craig Steltz, 29 yard, off Jacob Hester's block at Arizona State (9/10/05)
Recovered an onside kick .....	at Ole Miss (11/21/09); recovered by Brandon LaFell with 1:16 left in fourth quarter
Recovered an onside kick to start the game .....	vs. Auburn (12/1/01)
Recorded a Safety (Team) .....	vs. North Carolina (9/4/10); ball rolled out of endzone on punt attempt
Recorded a Safety (Individual tackle) .....	Sam Montgomery at Auburn (9/22/12)
Recorded six interceptions .....	6 at Mississippi State (8/30/07)
Had a player record three interceptions .....	3 by Craig Steltz at Mississippi State (8/30/07)
Had a player record 15 tackles .....	19 by Kevin Minter vs. Clemson in Chick-fil-A Bowl (12/31/12)
Had six sacks as a team .....	6 vs. Auburn (10/22/11)

### Opponent Returns/Special Teams

Returned a KO for a TD .....	B.J. Catolon of TCU, 100 yards in second quarter of Cowboys Classic (8/31/13)
Returned a Punt for a TD .....	Marshay Green, 44 yards (11/17/07 at Ole Miss)
Returned an INT for a TD .....	Terence Moore, 22 yards (11/15/08 by Troy)
Returned 3 INTs for TDs .....	3, by Alvis, Smith, Robinson (9/17/94 at Auburn)
Recovered a fumble in endzone for a TD .....	Chris Shelling (9/17/94 at Auburn)
Returned a fumble for a TD .....	Alonzo Highsmith, 47 yards in first quarter (11/25/11 in Baton Rouge)
Blocked a FG .....	at Alabama (11/3/07)
Blocked a punt .....	Florida (10/8/11) in fourth quarter
Blocked two punts .....	2 at Virginia Tech (9/1/02)
Blocked a punt for a safety .....	blocked Donnie Jones (9/1/02 at Virginia Tech)
Recorded a Safety (Team) .....	vs. Western Kentucky (11/12/11)
Blocked a PAT (kick) .....	Ole Miss (11/18/06)
Returned a PAT for a Defensive Extra Point .....	Eric Kelly, off bad snap (10/17/98 vs. Kentucky)
Faked a field goal for a TD .....	Damon Duval, 1 yard run (9/18/99 vs. Auburn)
Recovered an onside kick .....	Auburn (9/21/13)



## THE LAST TIME LSU ... (SEC REGULAR SEASON GAMES)

### Scoring

Scored 30 or more points .....	59 at Mississippi State (10/5/13)
Scored 35 or more points .....	59 at Mississippi State (10/5/13)
Scored 40 or more points .....	59 at Mississippi State (10/5/13)
Scored 45 or more points .....	59 at Mississippi State (10/5/13)
Scored 50 or more points .....	59 at Mississippi State (10/5/13)
Scored 55 or more points .....	59 at Mississippi State (10/5/13)
Scored 60 or more points .....	63 vs. Kentucky (11/1/97)

### Total Offense

Had more than 400 total yards .....	563 at Mississippi State (10/5/13)
Had more than 450 total yards .....	563 at Mississippi State (10/5/13)
Had more than 500 total yards .....	563 at Mississippi State (10/5/13)
Had more than 550 total yards .....	563 at Mississippi State (10/5/13)
Had more than 600 total yards .....	611 vs. Alabama (11/13/01)

### Rushing Offense

Rushed for 150 or more yards .....	223 at Mississippi State (10/5/13)
Rushed for 200 or more yards .....	223 at Mississippi State (10/5/13)
Rushed for 250 or more yards .....	258 vs. South Carolina (10/13/12)
Rushed for 300 or more yards .....	353 at Ole Miss (11/19/11)
Rushed for 350 or more yards .....	353 at Ole Miss (11/19/11)
Rushed for 400 or more yards .....	400 vs. Kentucky (11/1/97)
Rushed for 425 or more yards .....	426 vs. Ole Miss (10/30/76)

### Passing Offense

Passed for 250 or more yards .....	340 at Mississippi State (10/5/13)
Passed for 300 or more yards .....	340 at Mississippi State (10/5/13)
Passed for 350 or more yards .....	372 at Georgia (9/28/13)
Passed for 400 or more yards .....	528 vs. Alabama (11/3/01)
Passed for 450 or more yards .....	528 vs. Alabama (11/3/01)
Passed for 500 or more yards .....	528 vs. Alabama (11/3/01)

### Scoring Defense

Allowed 0 points .....	0 at Mississippi State (8/30/07)
Allowed 3 or fewer points .....	3 at Ole Miss (11/19/11)
Allowed 7 or fewer points .....	3 at Ole Miss (11/19/11)
Allowed 10 or fewer points .....	10 at Auburn (9/22/12)
Allowed 14 or fewer points .....	13 at Arkansas (11/23/12)

### Total Defense

Allowed fewer than 100 total yards .....	90 vs. Auburn (10/13/73)
Allowed fewer than 125 total yards .....	114 vs. Kentucky (10/19/85)
Allowed fewer than 150 total yards .....	135 vs. Vanderbilt (9/11/10)
Allowed fewer than 175 total yards .....	135 vs. Vanderbilt (9/11/10)
Allowed fewer than 200 total yards .....	183 at Auburn (9/22/12)
Allowed fewer than 225 total yards .....	211 vs. South Carolina (10/13/12)
Allowed fewer than 250 total yards .....	211 vs. South Carolina (10/13/12)
Allowed fewer than 275 total yards .....	211 vs. South Carolina (10/13/12)
Allowed fewer than 300 total yards .....	211 vs. South Carolina (10/13/12)

### Rushing Defense

Allowed 0 or fewer yards .....	0 at South Carolina (10/18/03)
Allowed 10 or fewer yards .....	10 at Mississippi State (8/30/07)
Allowed 20 or fewer yards .....	20 at Alabama (11/3/07)
Allowed 30 or fewer yards .....	20 at Alabama (11/3/07)
Allowed 40 or fewer yards .....	34 vs. South Carolina (10/13/12)
Allowed 50 or fewer yards .....	47 vs. Mississippi State (11/10/12)
Allowed 60 or fewer yards .....	47 vs. Mississippi State (11/10/12)
Allowed 70 or fewer yards .....	47 vs. Mississippi State (11/10/12)
Allowed 80 or fewer yards .....	47 vs. Mississippi State (11/10/12)
Allowed 90 or fewer yards .....	47 vs. Mississippi State (11/10/12)
Allowed 100 or fewer yards .....	47 vs. Mississippi State (11/10/12)

## THE LAST TIME LSU ... (SEC REGULAR SEASON GAMES)

### Passing Defense

Allowed 0 passing yards .....	0 vs. Alabama (11/6/71)
Allowed 25 or fewer passing yards .....	23 at Alabama (11/27/90)
Allowed 50 or fewer passing yards .....	47 at Ole Miss (11/19/11)
Allowed 75 or fewer passing yards .....	61 at Florida (10/6/12)
Allowed 100 or fewer passing yards .....	61 at Florida (10/6/12)
Allowed 125 or fewer passing yards .....	61 at Florida (10/6/12)
Allowed 150 or fewer passing yards .....	61 at Florida (10/6/12)
Allowed 175 or fewer passing yards .....	165 vs. Alabama (11/3/12)
Allowed 200 or fewer passing yards .....	165 vs. Alabama (11/3/12)

### Rushing

Had a player rush for 100 or more yards .....	157 by Jeremy Hill at Mississippi State (10/5/13)
Had a player rush for 125 or more yards .....	157 by Jeremy Hill at Mississippi State (10/5/13)
Had a player rush for 150 or more yards .....	157 by Jeremy Hill at Mississippi State (10/5/13)
Had a player rush for 175 or more yards .....	184 by Jeremy Hill vs. Auburn (9/21/13)
Had a player rush for 200 or more yards .....	250 by Alley Broussard vs. Ole Miss (11/20/04)
Had a player rush for 225 or more yards .....	250 by Alley Broussard vs. Ole Miss (11/20/04)
Had a player rush for 2 or more TDs .....	3 by Kenny Hilliard at Mississippi State (10/5/13)
Had a player rush for 3 or more TDs .....	3 by Kenny Hilliard at Mississippi State (10/5/13)
Had a player rush for 4 or more TDs .....	5 by Kevin Faulk at Kentucky (11/1/97)
Had a player rush for 5 or more TDs .....	5 by Kevin Faulk at Kentucky (11/1/97)

### Passing

Had a player pass for 200 or more yards .....	340 by Zach Mettenberger at Mississippi State (10/5/13)
Had a player pass for 225 or more yards .....	340 by Zach Mettenberger at Mississippi State (10/5/13)
Had a player pass for 250 or more yards .....	340 by Zach Mettenberger at Mississippi State (10/5/13)
Had a player pass for 275 or more yards .....	340 by Zach Mettenberger at Mississippi State (10/5/13)
Had a player pass for 300 or more yards .....	340 by Zach Mettenberger at Mississippi State (10/5/13)
Had a player pass for 325 or more yards .....	340 by Zach Mettenberger at Mississippi State (10/5/13)
Had a player pass for 350 or more yards .....	372 by Zach Mettenberger at Georgia (9/28/13)
Had a player pass for 375 or more yards .....	528 by Rohan Davey at Alabama (11/3/01)
Had a player pass for 400 or more yards .....	528 by Rohan Davey at Alabama (11/3/01)
Had a player pass for 425 or more yards .....	528 by Rohan Davey at Alabama (11/3/01)
Had a player pass for 450 or more yards .....	528 by Rohan Davey at Alabama (11/3/01)
Had a player pass for 500 or more yards .....	528 by Rohan Davey at Alabama (11/3/01)
Had a player pass for 2 or more TDs .....	2 by Zach Mettenberger at Mississippi State (10/5/13)
Had a player pass for 3 or more TDs .....	3 by Zach Mettenberger at Georgia (9/28/13)
Had a player pass for 4 or more TDs .....	4 by Matt Mauck vs. Arkansas (11/28/03)
Had a player complete 20 passes .....	25 by Zach Mettenberger at Mississippi State (10/5/13)
Had a player complete 25 passes .....	25 by Zach Mettenberger at Mississippi State (10/5/13)
Had a player complete 30 passes .....	35 by Rohan Davey at Alabama (11/3/01)
Had a player complete 35 passes .....	35 by Rohan Davey at Alabama (11/3/01)
Had a player throw 30 passes .....	37 by Zach Mettenberger at Georgia (9/28/13)
Had a player throw 35 passes .....	37 by Zach Mettenberger at Georgia (9/28/13)
Had a player throw 40 passes .....	47 by Matt Flynn vs. Arkansas (11/23/07)
Had a player throw 45 passes .....	47 by Matt Flynn vs. Arkansas (11/23/07)
Had a player throw 50 passes .....	58 by Josh Booty vs. Auburn (9/18/99)

### Receiving

Had a player with 10 or more receptions in a game .....	10 by Jarvis Landry at Georgia (9/28/13)
Had a player with 11 or more receptions in a game .....	12 by Michael Clayton at Alabama (11/15/03)
Had a player with 12 or more receptions in a game .....	12 by Michael Clayton at Alabama (11/15/03)
Had a player with 13 or more receptions in a game .....	19 by Josh Reed at Alabama (11/3/01)
Had a player with 14 or more receptions in a game .....	19 by Josh Reed at Alabama (11/3/01)
Had a player with 15 or more receptions in a game .....	19 by Josh Reed at Alabama (11/3/01)
Had a player receive 100 or more yards .....	179 by Odell Beckham Jr. at Mississippi State (10/5/13)
Had a player receive 125 or more yards .....	179 by Odell Beckham Jr. at Mississippi State (10/5/13)
Had a player receive 150 or more yards .....	179 by Odell Beckham Jr. at Mississippi State (10/5/13)
Had a player receive 175 or more yards .....	179 by Odell Beckham Jr. at Mississippi State (10/5/13)
Had a player receive 200 or more yards .....	201 by Devery Henderson at Kentucky (11/9/02)
Had a player receive 250 or more yards .....	293 by Josh Reed at Alabama (11/3/01)
Had a player receive 2 or more TDs .....	2 by Odell Beckham Jr. at Mississippi State (10/5/13)
Had a player receive 3 or more TDs .....	3 by Dwayne Bowe vs. Kentucky (10/14/06)

## TURNOVERS

Opponent	Forced by LSU					Forced By Opponent			
	Fum	Int	Tot	Pts Off	Margin	Fum	Int	Tot	Pts Off
vs. TCU	1	1	2	10	1	1	0	1	7
UAB	1	0	1	7	0	1	0	1	7
Kent State	0	0	0	0	-1	1	0	1	3
Auburn	1	2	3	7	1	1	1	2	14
at Georgia	0	1	1	7	0	1	0	1	7
at Mississippi State	1	1	2	14	1	0	1	1	0
Florida									
at Ole Miss									
Furman									
at Alabama									
Texas A&M									
Arkansas									
<b>TOTALS</b>	<b>4</b>	<b>5</b>	<b>9</b>	<b>45</b>	<b>+2</b>	<b>5</b>	<b>2</b>	<b>7</b>	<b>38</b>

## LSU BIG PLAYS

Opponent	Rushing				Passing				Special Teams	
	15+	20+	30+	40+	20+	30+	40+	50+	Block	Ret. TD
vs. TCU	3	1	1	1	4	1	1	0	0	0
UAB	3	1	0	0	5	1	1	0	0	1
Kent State	7	4	1	1	6	3	1	1	0	0
Auburn	2	2	2	2	5	2	1	0	0	0
at Georgia	1	0	0	0	7	2	1	0	0	0
at Mississippi State	4	3	2	1	7	1	0	0	0	0
Florida										
at Ole Miss										
Furman										
at Alabama										
Texas A&M										
Arkansas										
<b>TOTALS</b>	<b>20</b>	<b>11</b>	<b>6</b>	<b>5</b>	<b>34</b>	<b>10</b>	<b>5</b>	<b>1</b>	<b>0</b>	<b>1</b>

## OPPONENT BIG PLAYS

OPPONENT	Rushing				Passing				Special Teams	
	15+	20+	30+	40+	20+	30+	40+	50+	Block	Ret. TD
vs. TCU	2	1	0	0	2	1	0	0	0	1
UAB	1	0	0	0	3	2	1	0	0	0
Kent State	0	0	0	0	1	0	0	0	0	0
Auburn	3	0	0	0	3	3	2	1	0	0
at Georgia	4	2	0	0	7	1	0	0	0	0
at Mississippi State	6	5	1	0	4	1	1	1	0	0
Florida										
at Ole Miss										
Furman										
at Alabama										
Texas A&M										
Arkansas										
<b>TOTALS</b>	<b>16</b>	<b>8</b>	<b>1</b>	<b>0</b>	<b>20</b>	<b>8</b>	<b>4</b>	<b>1</b>	<b>0</b>	<b>1</b>

## LSU SCORING DRIVES

OPPONENT	No.	Plays	Yards	Time	For TD	Plays	Yards	Time
vs. TCU	7	8.1	53.7	3:08	4	6.8	59.8	3:04
UAB	7	4.4	50.7	1:39	7	4.4	50.7	1:39
Kent State	7	6.1	68	2:37	6	6.2	68	2:34
Auburn	5	4.4	59.2	1:37	5	4.4	59.2	1:37
at Georgia	7	8.6	60.1	3:47	5	7.8	64.8	3:24
at Mississippi State	9	6.7	61.3	3:07	8	5.9	60.6	2:35
Florida								
at Ole Miss								
Furman								
at Alabama								
Texas A&M								
Arkansas								
<b>TOTALS</b>	<b>42</b>	<b>6.4</b>	<b>58.8</b>	<b>2:39</b>	<b>35</b>	<b>5.9</b>	<b>60.5</b>	<b>2:28</b>

## FIELD POSITION

Opponent	LSU			
	No. of Drives	Avg. Start	Inside 20	Past 50
vs. TCU	12	30	3	2
UAB	13	40	3	2
Kent State	11	28	3	1
Auburn	16	34	3	2
at Georgia	11	30	0	1
at Mississippi State	12	35	1	2
Florida				
at Ole Miss				
Furman				
at Alabama				
Texas A&M				
Arkansas				
TOTALS	75	32	13	10

Opponent	Opponents			
	No. of Drives	Avg. Start	Inside 20	Past 50
vs. TCU	9	41	2	2
UAB	14	27	2	1
Kent State	10	30	0	1
Auburn	16	24	6	0
at Georgia	12	29	2	1
at Mississippi State	13	28	2	1
Florida				
at Ole Miss				
Furman				
at Alabama				
Texas A&M				
Arkansas				
TOTALS	74	29	14	6

## DRIVE STATISTICS

Opponent	No.	LSU					
		3 & Out	Pct.	Score	Pct.	TD	Pct.
vs. TCU	12	2	16.7	7	58.3	4	33.3
UAB	13	3	23.1	7	53.9	7	53.9
Kent State	11	0	0	7	63.6	6	54.5
Auburn	16	3	18.8	5	31.3	5	31.3
at Georgia	11	1	9.1	7	63.6	5	45.4
at Mississippi State	12	1	8.3	9	75	8	66.7
Florida							
at Ole Miss							
Furman							
at Alabama							
Texas A&M							
Arkansas							
TOTALS	12.5	10	13.3	42	56	35	46.7

Opponent	No.	Opponents					
		3 & Out	Pct.	Score	Pct.	TD	Pct.
vs. TCU	9	3	33.3	4	44.4	2	22.2
UAB	14	6	42.9	3	21.4	2	14.3
Kent State	10	3	30	3	30	1	10
Auburn	16	4	25	3	18.8	3	18.8
at Georgia	12	2	16.7	8	66.7	5	41.7
at Mississippi State	13	1	7.7	5	38.5	3	23.1
Florida							
at Ole Miss							
Furman							
at Alabama							
Texas A&M							
Arkansas							
TOTALS	12.3	19	25.7	26	35.1	11	14.9

## IN THE REDZONE

Opponent	LSU					
	Inside 20		Run/Pass	TD Pct.	FG	Score Pct.
vs. TCU	6	3	2/1	50	3	100
UAB	3	3	2/1	100	0	100
Kent State	7	5	2/3	71.4	1	85.7
Auburn	5	3	3/0	60	0	60
at Georgia	3	3	2/1	100	0	100
at Mississippi State	6	5	4/1	83.3	1	100
Florida						
at Ole Miss						
Furman						
at Alabama						
Texas A&M						
Arkansas						
TOTALS	30	22	15/7	73.3	5	90

Opponent	Opponents					
	Inside 20		Run/Pass	TD Pct.	FG	Score Pct.
vs. TCU	2	1	1/0	50	1	100
UAB	3	1	1/0	33.3	1	66.7
Kent State	3	1	1/0	33.3	2	100
Auburn	4	3	3/0	75	0	75
at Georgia	5	3	1/2	60	2	100
at Mississippi State	3	1	0/1	33.3	2	100
Florida						
at Ole Miss						
Furman						
at Alabama						
Texas A&M						
Arkansas						
TOTALS	20	10	7/3	50	6	80



## DRIVE SUPERLATIVES

### Longest Drive

No. of Plays	LSU 14 (68 yds, 6:02) vs TCU; results in TD
By No. of Yards	93 (8p, 3:40) vs. Kent St.; results in TD
By Time of Possession	7:24(13p, 67 yds) at Mississippi State; results in FG

### Shortest Drive

By No. of Plays	LSU 1 (5yds, 0:05) last at Mississippi State; results in TD
By No. of Yards	-12 (3p, 1:34) at Mississippi State; results in Punt
By Time of Possession	0:03 (1p, 10 yds) vs. Auburn; results in TD

### Opponents

14 by TCU (71 yds, 6:15); results in FG
94 by Auburn (10p, 3:21); results in TD
6:15 by TCU (14p, 71 yards); results in FG

### Opponents

1 (-6 yds, 0:05) last by UAB; results in Fumble
-16 (5p, 3:58) by Kent St.; results in Punt
0:05 (1p, -6 yds) by UAB; results in Fumble

## LSU DRIVE CHARTS

### vs. TCU

Qtr.	Time	Start	PI-Yds	TOP	Result
1st	15:00	LSU 25	13-69	5:40	FIELD GOAL
1st	9:20	TCU 10	4-(1)	0:51	FIELD GOAL
1st	2:07	LSU 20	7-80	3:26	TOUCHDOWN
2nd	13:17	LSU 05	3-2	1:45	Punt
2nd	10:27	LSU 14	9-34	3:42	Punt
2nd	3:06	LSU 25	13-69	3:06	FIELD GOAL
3rd	14:44	LSU 34	3-66	1:33	TOUCHDOWN
3rd	8:51	LSU 32	14-68	6:02	TOUCHDOWN
4th	14:49	LSU 01	2-5	1:06	Fumble
4th	13:04	LSU 25	3-(5)	1:46	Punt
4th	7:24	TCU 25	3-25	1:15	TOUCHDOWN
4th	5:15	LSU 23	9-48	5:15	End of Half

### UAB

Qtr.	Time	Start	PI-Yds	TOP	Result
1st	15:00	LSU 25	6-25	3:25	Punt
1st	8:34	LSU 11	5-89	2:21	TOUCHDOWN
1st	4:25	LSU 50	6-50	1:56	TOUCHDOWN
1st	0:42	UAB 09	2-9	0:42	TOUCHDOWN
2nd	14:55	UAB 19	3-19	0:35	TOUCHDOWN
2nd	11:11	LSU 25	7-75	3:10	TOUCHDOWN
2nd	7:03	LSU 25	2-17	0:56	Fumble
2nd	5:12	LSU 22	3-4	2:20	Punt
3rd	14:01	LSU 45	5-55	1:59	TOUCHDOWN
3rd	11:35	LSU 33	3-4	2:09	Punt
3rd	7:10	LSU 42	3-58	0:54	TOUCHDOWN
3rd	2:31	UAB 00	0-0	0:20	TOUCHDOWN
4th	11:34	LSU 05	3-8	2:07	Punt
4th	3:29	LSU 07	6-37	3:29	End of half

### Kent State

Qtr.	Time	Start	PI-Yds	TOP	Result
1st	15:00	LSU 14	5-86	2:41	TOUCHDOWN
1st	10:44	LSU 43	6-57	2:28	TOUCHDOWN
1st	4:11	KENT 37	4-37	1:35	TOUCHDOWN
2nd	12:59	LSU 25	6-68	2:56	FIELD GOAL
2nd	7:54	LSU 07	8-93	3:40	TOUCHDOWN
2nd	0:00	LSU 22	0-(2)	0:00	Fumble
2nd	0:17	LSU 25	1-(2)	0:17	End of half
3rd	9:30	LSU 14	4-20	1:51	Punt
3rd	3:16	LSU 25	9-75	3:21	TOUCHDOWN
4th	12:27	LSU 40	5-60	1:43	TOUCHDOWN
4th	5:05	LSU 31	8-53	5:05	End of half

## OPPONENT DRIVE CHARTS

### vs. TCU

Qtr.	Time	Start	PI-Yds	TOP	Result
1st	9:29	TCU 12	0-(2)	0:09	Fumble
1st	8:29	TCU 25	14-71	6:15	FIELD GOAL
2nd	13:26	LSU 00	0-0	0:00	TOUCHDOWN
2nd	11:32	TCU 45	3-2	1:05	Punt
2nd	6:45	TCU 09	7-31	3:39	Punt
3rd	14:53	TCU 28	1-0	0:09	Interception
3rd	13:03	TCU 23	10-77	4:05	TOUCHDOWN
3rd	2:41	TCU 17	6-33	2:52	Punt
4th	13:43	LSU 06	2-6	0:39	TOUCHDOWN
4th	11:18	LSU 48	10-26	3:43	FIELD GOAL
4th	6:09	TCU 25	3-8	0:54	Punt

### UAB

Qtr.	Time	Start	PI-Yds	TOP	Result
1st	11:35	UAB 24	5-11	3:01	Punt
1st	6:06	UAB 13	3-(4)	1:41	Punt
1st	2:29	UAB 25	3-3	1:47	Punt
2nd	15:00	UAB 25	1-(6)	0:05	Fumble
2nd	14:20	UAB 25	9-75	3:09	TOUCHDOWN
2nd	8:01	UAB 25	3-4	0:58	Punt
2nd	6:07	LSU 39	3-39	0:48	TOUCHDOWN
2nd	2:52	UAB 29	10-65	2:52	FIELD GOAL
3rd	15:00	UAB 25	3-4	0:59	Punt
3rd	12:02	UAB 25	3-0	0:27	Punt
3rd	9:26	UAB 07	3-8	2:16	Punt
3rd	6:16	UAB 25	7-33	3:45	Missed FG
3rd	2:11	UAB 25	8-31	5:37	Punt
4th	9:27	UAB 45	9-48	5:58	Downs

### Kent State

Qtr.	Time	Start	PI-Yds	TOP	Result
1st	12:19	KENT 25	3-2	1:35	Punt
1st	8:09	KENT 20	15-(16)	3:58	Punt
1st	2:36	KENT 25	9-75	4:37	TOUCHDOWN
2nd	9:58	KENT 20	3-9	2:04	Punt
2nd	4:14	KENT 25	5-10	2:46	Punt
2nd	1:28	LSU 20	4-0	1:11	FIELD GOAL
3rd	15:00	KENT 25	9-36	5:30	Punt
3rd	7:39	KENT 33	10-49	4:23	FIELD GOAL
4th	14:55	KENT 25	3-2	2:28	Punt
4th	10:35	KENT 23	13-46	5:30	Missed FG

## LSU DRIVE CHARTS

### Auburn

Qtr.	Time	Start	Pl-Yds	TOP	Result
1st	12:09	LSU 43	3-57	0:53	TOUCHDOWN
1st	9:59	AU 10	1-10	0:03	TOUCHDOWN
1st	7:55	LSU 31	11-62	6:15	Fumble
2nd	14:12	LSU 27	4-73	1:38	TOUCHDOWN
2nd	11:53	LSU 35	3-0	1:33	Punt
2nd	8:05	LSU 42	5-22	2:39	Punt
2nd	3:54	LSU 19	3-(1)	1:53	Punt
2nd	0:27	LSU 20	1-(1)	0:27	End of half
3rd	15:00	LSU 43	1-0	0:07	Interception
3rd	12:39	LSU 25	7-75	2:31	TOUCHDOWN
3rd	8:54	LSU 33	8-61	2:33	Downs
3rd	2:54	LSU 19	7-81	3:02	TOUCHDOWN
4th	12:44	LSU 36	5-4	2:48	Punt
4th	6:32	AU 44	3-(1)	1:39	Punt
4th	3:15	LSU 24	3-1	0:29	Punt
4th	0:35	LSU 13	1-(2)	0:35	End of half

### at Georgia

Qtr.	Time	Start	Pl-Yds	TOP	Result
1st	11:32	LSU 34	6-66	2:40	TOUCHDOWN
1st	6:18	UGA 33	7-33	3:27	TOUCHDOWN
1st	0:49	LSU 27	5-20	1:49	Punt
2nd	12:51	LSU 37	3-(6)	1:20	Punt
2nd	8:16	LSU 25	9-44	4:45	FIELD GOAL
2nd	0:13	LSU 26	1-(2)	0:13	End of half
3rd	15:00	LSU 25	12-53	5:10	FIELD GOAL
3rd	6:35	LSU 20	7-80	2:55	TOUCHDOWN
3rd	0:00	LSU 24	0-(4)	0:00	Fumble
3rd	1:27	LSU 30	11-70	4:10	TOUCHDOWN
4th	8:02	LSU 25	8-75	3:48	TOUCHDOWN
4th	1:42	LSU 24	6-11	0:50	Downs

### at Mississippi State

Qtr.	Time	Start	Pl-Yds	TOP	Result
1st	15:00	LSU 25	10-75	4:58	TOUCHDOWN
1st	8:37	LSU 23	3-77	1:19	TOUCHDOWN
1st	2:58	LSU 08	7-92	3:07	TOUCHDOWN
2nd	11:23	LSU 29	2-1	0:42	Interception
2nd	8:36	LSU 36	3-(12)	1:34	Punt
2nd	6:22	LSU 23	4-33	2:38	Punt
2nd	2:10	LSU 30	9-70	1:53	TOUCHDOWN
3rd	11:57	LSU 21	13-67	7:24	FIELD GOAL
3rd	1:23	LSU 25	5-75	1:33	TOUCHDOWN
4th	14:24	MST 05	1-15	0:05	TOUCHDOWN
4th	10:30	LSU 34	6-66	3:44	TOUCHDOWN
4th	5:29	MST 25	6-25	4:08	TOUCHDOWN

## OPPONENT DRIVE CHARTS

### Auburn

Qtr.	Time	Start	Pl-Yds	TOP	Result
1st	15:00	AU 25	9-32	2:51	Fumble
1st	11:16	AU 25	4-(15)	1:17	Downs
1st	9:56	AU 25	3-9	2:01	Punt
1st	1:40	AU 07	5-23	2:28	Punt
2nd	12:34	AU 25	2-3	0:41	Interception
2nd	10:20	AU 26	7-32	2:15	Downs
2nd	5:26	AU 10	4-28	1:32	Punt
2nd	2:01	AU 44	3-7	1:34	Punt
3rd	14:53	AU 50	7-50	2:14	TOUCHDOWN
3rd	10:08	AU 25	3-5	1:14	Punt
3rd	6:21	AU 06	10-94	3:21	TOUCHDOWN
4th	14:46	AU 14	3-6	2:02	Punt
4th	9:56	AU 12	10-88	3:23	TOUCHDOWN
4th	6:32	AU 44	0-0	0:00	Possession
4th	4:53	AU 16	5-28	1:38	Interception
4th	2:46	AU 31	10-57	2:11	Downs

### at Georgia

Qtr.	Time	Start	Pl-Yds	TOP	Result
1st	15:00	UGA 25	8-75	3:20	TOUCHDOWN
1st	8:46	UGA 28	6-10	2:28	Interception
1st	2:45	UGA 21	5-79	1:50	TOUCHDOWN
2nd	14:00	UGA 09	3-5	1:09	Punt
2nd	11:31	UGA 27	10-66	3:15	FIELD GOAL
2nd	3:46	UGA 18	9-82	3:26	TOUCHDOWN
3rd	9:44	UGA 21	7-41	3:02	FIELD GOAL
3rd	3:40	UGA 25	3-3	0:53	Punt
3rd	2:47	LSU 20	3-20	1:14	TOUCHDOWN
4th	12:17	UGA 25	11-55	4:08	FIELD GOAL
4th	4:14	UGA 25	6-75	1:47	TOUCHDOWN
4th	0:52	UGA 50	2-(2)	0:52	End of half

### at Mississippi State

Qtr.	Time	Start	Pl-Yds	TOP	Result
1st	9:51	MST 46	3-54	1:09	TOUCHDOWN
1st	7:18	MST 25	11-57	4:14	FIELD GOAL
2nd	14:51	MST 25	8-75	3:22	TOUCHDOWN
2nd	10:41	LSU 35	4-(1)	2:05	Downs
2nd	7:02	MST 27	2-73	0:34	TOUCHDOWN
2nd	3:44	MST 20	3-38	1:34	Punt
2nd	0:17	MST 25	2-(2)	0:17	End of half
3rd	14:54	MST 28	8-67	2:53	FIELD GOAL
3rd	4:33	MST 25	9-50	3:10	Missed FG
4th	14:50	MST 25	3-0	0:26	Interception
4th	14:19	MST 25	11-41	3:49	Downs
4th	6:42	MST 16	3-39	1:13	Fumble
4th	1:16	MST 19	3-27	1:16	End of half

**The Automated ScoreBook**  
**LSU Game Results (as of Oct 06, 2013)**  
**All games**

<b>Date</b>	<b>Opponent</b>		<b>Score</b>	<b>Overall</b>	<b>Conference</b>	<b>Time</b>	<b>Attend</b>
Aug 31, 2013	vs TCU	W	37-27	1-0	0-0	3:32	80230
Sep 07, 2013	UAB	W	56-17	2-0	0-0	3:16	90037
Sep 14, 2013	KENT ST.	W	45-13	3-0	0-0	3:09	89113
*Sep 21, 2013	AUBURN	W	35-21	4-0	1-0	3:43	92638
*Sep 28, 2013	at Georgia	L	41-44	4-1	1-1	3:45	92746
*Oct 05, 2013	at Mississippi State	W	59-26	5-1	2-1	3:34	57113

**The Automated ScoreBook**  
**LSU Overall Team Statistics (as of Oct 06, 2013)**  
**All games**

<b>Team Statistics</b>	<b>LS</b>	<b>OPP</b>
SCORING	273	148
Points Per Game	45.5	24.7
FIRST DOWNS	139	118
Rushing	50	51
Passing	78	60
Penalty	11	7
RUSHING YARDAGE	1184	957
Yards gained rushing	1325	1101
Yards lost rushing	141	144
Rushing Attempts	238	225
Average Per Rush	5.0	4.3
Average Per Game	197.3	159.5
TDs Rushing	20	9
PASSING YARDAGE	1749	1245
Comp-Att-Int	108-158-2	97-180-5
Average Per Pass	11.1	6.9
Average Per Catch	16.2	12.8
Average Per Game	291.5	207.5
TDs Passing	15	7
TOTAL OFFENSE	2933	2202
Total Plays	396	405
Average Per Play	7.4	5.4
Average Per Game	488.8	367.0
KICK RETURNS: #-Yards	19-476	18-432
PUNT RETURNS: #-Yards	9-77	7-7
INT RETURNS: #-Yards	5-43	2-0
KICK RETURN AVERAGE	25.1	24.0
PUNT RETURN AVERAGE	8.6	1.0
INT RETURN AVERAGE	8.6	0.0
FUMBLES-LOST	9-5	11-4
PENALTIES-Yards	43-325	39-300
Average Per Game	54.2	50.0
PUNTS-Yards	18-731	27-1133
Average Per Punt	40.6	42.0
Net punt average	39.1	38.4
KICKOFFS-Yards	48-3022	30-1923
Average Per Kick	63.0	64.1
Net kick average	38.3	39.1
TIME OF POSSESSION/Game	30:24	29:36
3RD-DOWN Conversions	42/72	30/82
3rd-Down Pct	58%	37%
4TH-DOWN Conversions	2/4	4/11
4th-Down Pct	50%	36%
SACKS BY-Yards	10-65	11-69
MISC YARDS	100	0
TOUCHDOWNS SCORED	36	17
FIELD GOALS-ATTEMPTS	7-7	10-13
ON-SIDE KICKS	0-0	1-2
RED-ZONE SCORES	(27-30) 90%	(18-20) 90%
RED-ZONE TOUCHDOWNS	(22-30) 73%	(10-20) 50%
PAT-ATTEMPTS	(36-36) 100%	(16-16) 100%
ATTENDANCE	271788	149859
Games/ Avg Per Game	3/90596	2/74930
Neutral Site Games		1/80230

<b>Score by Quarters</b>	<b>1st</b>	<b>2nd</b>	<b>3rd</b>	<b>4th</b>	<b>OT</b>	<b>Total</b>
LSU	90	58	55	70	0	273
Opponents	26	58	37	27	0	148

**The Automated ScoreBook**  
**LSU Overall Individual Statistics (as of Oct 06, 2013)**  
**All games**

<b>Rushing</b>	<b>gp-gs</b>	<b>att</b>	<b>gain</b>	<b>loss</b>	<b>net</b>	<b>avg</b>	<b>td</b>	<b>lg</b>	<b>avg/g</b>
Jeremy Hill	5-4	79	607	13	594	7.5	9	69	118.8
Terrence Magee	6-0	38	249	6	243	6.4	3	52	40.5
Alfred Blue	6-2	43	223	9	214	5.0	1	17	35.7
Kenny Hilliard	6-0	33	142	6	136	4.1	5	34	22.7
Odell Beckham	6-6	3	33	0	33	11.0	0	17	5.5
Jeryl Brazil	1-0	2	10	0	10	5.0	0	9	10.0
Seth Fruge	5-0	1	8	0	8	8.0	0	8	1.6
A. Jennings	3-0	4	23	15	8	2.0	0	17	2.7
J.C. Copeland	6-5	7	7	0	7	1.0	2	3	1.2
C. Neighbors	6-1	2	1	1	0	0.0	0	1	0.0
TEAM	5-0	9	0	21	-21	-2.3	0	0	-4.2
Z. Mettenberger	6-6	17	22	70	-48	-2.8	0	10	-8.0
Total	6	238	1325	141	1184	5.0	20	69	197.3
Opponents	6	225	1101	144	957	4.3	9	32	159.5

<b>Passing</b>	<b>gp-gs</b>	<b>effic</b>	<b>comp-att-int</b>	<b>pct</b>	<b>yds</b>	<b>td</b>	<b>lg</b>	<b>avg/g</b>
Z. Mettenberger	6-6	190.12	107-157-2	68.2	1738	15	52	289.7
A. Jennings	3-0	192.40	1-1-0	100.0	11	0	11	3.7
Total	6	190.14	108-158-2	68.4	1749	15	52	291.5
Opponents	6	119.27	97-180-5	53.9	1245	7	59	207.5

<b>Receiving</b>	<b>gp-gs</b>	<b>no.</b>	<b>yds</b>	<b>avg</b>	<b>td</b>	<b>lg</b>	<b>avg/g</b>
Jarvis Landry	6-5	42	616	14.7	7	39	102.7
Odell Beckham	6-6	35	686	19.6	6	49	114.3
Jeremy Hill	5-4	7	57	8.1	0	23	11.4
Travin Dural	5-0	4	78	19.5	0	36	15.6
J.C. Copeland	6-5	4	31	7.8	0	12	5.2
Travis Dickson	5-0	3	79	26.3	0	45	15.8
C. Neighbors	6-1	3	71	23.7	0	52	11.8
Kadron Boone	6-0	3	65	21.7	2	48	10.8
Alfred Blue	6-2	2	19	9.5	0	12	3.2
Terrence Magee	6-0	2	17	8.5	0	15	2.8
DeSean Smith	6-0	1	14	14.0	0	14	2.3
Q. Leslie	3-0	1	11	11.0	0	11	3.7
Dillon Gordon	6-6	1	5	5.0	0	5	0.8
Total	6	108	1749	16.2	15	52	291.5
Opponents	6	97	1245	12.8	7	59	207.5

<b>Punt Returns</b>	<b>no.</b>	<b>yds</b>	<b>avg</b>	<b>td</b>	<b>lg</b>
Odell Beckham	7	74	10.6	0	60
Travin Dural	2	3	1.5	0	5
Total	9	77	8.6	0	60
Opponents	7	7	1.0	0	5

<b>Interceptions</b>	<b>no.</b>	<b>yds</b>	<b>avg</b>	<b>td</b>	<b>lg</b>
Jalen Mills	2	-6	-3.0	0	0
Anthony Johnson	1	4	4.0	0	4
T. White	1	40	40.0	0	40
Craig Loston	1	5	5.0	0	5
Total	5	43	8.6	0	40
Opponents	2	0	0.0	0	0

<b>Kick Returns</b>	<b>no.</b>	<b>yds</b>	<b>avg</b>	<b>td</b>	<b>lg</b>
Odell Beckham	19	476	25.1	0	75
Total	19	476	25.1	0	75
Opponents	18	432	24.0	1	100

<b>Fumble Returns</b>	<b>no.</b>	<b>yds</b>	<b>avg</b>	<b>td</b>	<b>lg</b>
Odell Beckham	0	0	0.0	1	0
Total	0	0	0.0	1	0
Opponents	1	3	3.0	0	3



**The Automated ScoreBook**  
**LSU Overall Individual Statistics (as of Oct 06, 2013)**  
**All games**

Scoring	td	fg	PAT				dxd	saf	pts
			kick	rush	rcv	pass			
C. Delahoussaye	-	7-7	36-36	-	-	-	-	-	57
Jeremy Hill	9	-	-	-	-	-	-	-	54
Odell Beckham	7	-	-	-	-	-	-	-	42
Jarvis Landry	7	-	-	-	-	-	-	-	42
Kenny Hilliard	5	-	-	-	-	-	-	-	30
Terrence Magee	3	-	-	-	-	-	-	-	18
Kadron Boone	2	-	-	-	-	-	-	-	12
J.C. Copeland	2	-	-	-	-	-	-	-	12
Alfred Blue	1	-	-	-	-	-	-	-	6
Total	36	7-7	36-36	-	-	-	-	-	273
Opponents	17	10-13	16-16	-	-	0-1	-	-	148

Total Offense	g	plays	rush	pass	total	avg/g
Z. Mettenberger	6	174	-48	1738	1690	281.7
Jeremy Hill	5	79	594	0	594	118.8
Terrence Magee	6	38	243	0	243	40.5
Alfred Blue	6	43	214	0	214	35.7
Kenny Hilliard	6	33	136	0	136	22.7
Odell Beckham	6	3	33	0	33	5.5
A. Jennings	3	5	8	11	19	6.3
Jeryl Brazil	1	2	10	0	10	10.0
Seth Fruge	5	1	8	0	8	1.6
J.C. Copeland	6	7	7	0	7	1.2
TEAM	5	9	-21	0	-21	-4.2
Total	6	396	1184	1749	2933	488.8
Opponents	6	405	957	1245	2202	367.0

Field Goals	fg	pct.	01-19	20-29	30-39	40-49	50-99	lg	blk
C. Delahoussaye	7-7	100.0	0-0	5-5	1-1	1-1	0-0	49	0

FG Sequence	LSU	Opponents
TCU	(23),(28),(23)	(21),(39)
UAB	-	(24),59
Kent St.	(25)	(37),(36),48
Auburn	-	-
Georgia	(49),(39)	(24),(55),(38)
Mississippi State	(29)	(35),(22),42

Punting	no.	yds	avg	lg	tb	fc	i20	50+	blk
Jamie Keehn	18	731	40.6	58	1	4	6	2	0
Total	18	731	40.6	58	1	4	6	2	0
Opponents	27	1133	42.0	62	1	9	7	3	0

Kickoffs	no.	yds	avg	tb	ob	retn	net	ydln
James Hairston	48	3022	63.0	30	0			
Total	48	3022	63.0	30	0	24.0	38.3	26
Opponents	30	1923	64.1	11	0	25.1	39.1	25

Numbers in (parentheses) indicate field goal was made.

**The Automated ScoreBook**  
**LSU Overall Individual Statistics (as of Oct 06, 2013)**  
**All games**

<u>All Purpose</u>	<u>g</u>	<u>rush</u>	<u>rcv</u>	<u>pr</u>	<u>kr</u>	<u>ir</u>	<u>total</u>	<u>avg/g</u>
Odell Beckham	6	33	686	74	476	0	1369	228.2
Jeremy Hill	5	594	57	0	0	0	651	130.2
Jarvis Landry	6	0	616	0	0	0	616	102.7
Terrence Magee	6	243	17	0	0	0	260	43.3
Alfred Blue	6	214	19	0	0	0	233	38.8
Kenny Hilliard	6	136	0	0	0	0	136	22.7
Travin Dural	5	0	78	3	0	0	81	16.2
Travis Dickson	5	0	79	0	0	0	79	15.8
C. Neighbors	6	0	71	0	0	0	71	11.8
Kadron Boone	6	0	65	0	0	0	65	10.8
T. White	6	0	0	0	0	40	40	6.7
J.C. Copeland	6	7	31	0	0	0	38	6.3
DeSean Smith	6	0	14	0	0	0	14	2.3
Q. Leslie	3	0	11	0	0	0	11	3.7
Jeryl Brazil	1	10	0	0	0	0	10	10.0
A. Jennings	3	8	0	0	0	0	8	2.7
Seth Fruge	5	8	0	0	0	0	8	1.6
Craig Loston	4	0	0	0	0	5	5	1.2
Dillon Gordon	6	0	5	0	0	0	5	0.8
Anthony Johnso	6	0	0	0	0	4	4	0.7
Jalen Mills	6	0	0	0	0	-6	-6	-1.0
TEAM	5	-21	0	0	0	0	-21	-4.2
Z. Mettenberger	6	-48	0	0	0	0	-48	-8.0
Total	6	1184	1749	77	476	43	3629	604.8
Opponents	6	957	1245	7	432	0	2641	440.2

**The Automated ScoreBook**  
**LSU Overall Defensive Statistics (as of Oct 06, 2013)**  
**All games**

##	Defensive Leaders	gp-gs	Tackles				Sacks no-yds	Pass defense			Fumbles		blkd	
			ua	a	tot	tfl/yds		int-yds	brup	qbh	rcv-yds	ff	kick	saf
18	Lamin Barrow	6-6	6	30	36	2.0-10	1.5-9	.	1	1	1-0	.	.	.
31	D.J. Welter	6-6	10	21	31	2.0-6	1.0-5	.	1	.	.	.	.	.
59	Jermauria Rasco	6-6	10	19	29	3.0-12	1.5-8	.	1	4	.	.	.	.
25	Kwon Alexander	6-3	13	15	28	3.0-4	.	.	3	1	.	.	.	.
9	Ego Ferguson	6-6	10	15	25	2.5-16	1.0-15	.	2	1	.	.	.	.
94	Danielle Hunter	6-3	9	16	25	1.5-6	0.5-5	.	.	3	.	1	.	.
34	Micah Eugene	6-2	14	11	25	1.0-2	.	.	2	1	.	.	.	.
26	Ronald Martin	5-5	11	14	25	.	.	.	4	.	.	.	.	.
16	T. White	6-4	12	10	22	1.0-1	.	1-40	3	.	.	1	.	.
90	Anthony Johnson	6-6	9	12	21	4.5-18	1.0-5	1-4	.	1	.	.	.	.
28	Jalen Mills	6-6	16	4	20	.	.	2--6	2	.	.	.	.	.
6	Craig Loston	4-4	10	9	19	.	.	1-5	1	.	.	.	.	.
12	Corey Thompson	5-1	8	9	17	0.5-8	.	.	3	.	.	.	.	.
32	Jalen Collins	6-2	10	5	15	.	.	.	2	.	.	.	.	.
98	Jordan Allen	6-3	5	7	12	2.0-14	2.0-14	.	2	1	.	.	.	.
23	Lamar Louis	6-0	4	8	12	.	.	.	.	.	1-0	.	.	.
82	James Wright	6-0	3	7	10	.	.	.	.	.	1-0	1	.	.
52	K. Beckwith	6-0	2	6	8	.	.	.	.	.	.	.	.	.
45	Deion Jones	6-0	2	6	8	.	.	.	.	1	.	.	.	.
92	Lewis Neal	4-0	.	7	7	0.5-2	0.5-2	.	.	1	.	.	.	.
13	Dwayne Thomas	5-0	3	4	7	1.0-1	.	.	4	.	.	.	.	.
95	Quentin Thomas	4-0	2	4	6	.	.	.	1	.	1-0	.	.	.
58	Tahj Jones	4-3	3	3	6	.	.	.	.	.	.	.	.	.
35	L. Phillips	6-0	1	3	4	.	.	.	.	.	.	.	.	.
91	C. LaCouture	6-0	2	2	4	1.0-2	1.0-2	.	.	.	.	.	.	.
2A	R. Robinson	5-0	3	1	4	.	.	.	1	.	.	.	.	.
48	Seth Fruge	5-0	2	2	4	.	.	.	.	.	.	.	.	.
43	C. Neighbors	6-1	.	3	3	.	.	.	.	.	.	.	.	.
4	Alfred Blue	6-2	1	1	2	.	.	.	.	.	.	.	.	.
46	Tashawn Bower	3-0	1	1	2	.	.	.	.	.	.	.	.	.
40	Duke Riley	6-0	.	2	2	0.5-8	.	.	.	.	.	.	.	.
96	Mickey Johnson	3-0	1	1	2	.	.	.	.	.	.	.	.	.
29	R. Jefferson	3-0	.	1	1	.	.	.	.	.	.	.	.	.
4A	Tommy LeBeau	2-0	.	1	1	.	.	.	.	.	.	.	.	.
54	Justin Maclin	4-0	.	1	1	.	.	.	.	.	.	.	.	.
89	DeSean Smith	6-0	.	1	1	.	.	.	.	.	.	.	.	.
80	Jarvis Landry	6-5	1	.	1	.	.	.	.	.	.	.	.	.
3	Odell Beckham	6-6	.	.	.	.	.	.	.	.	.	.	.	.
Total		6	184	262	446	26-110	10-65	5-43	33	15	4-0	3	.	.
Opponents		6	207	220	427	30-102	11-69	2-0	22	6	5-3	3	.	.

**The Automated ScoreBook**  
**LSU Team Game-by-Game (as of Oct 06, 2013)**  
**All games**

**TEAM STATISTICS**

Date	Opponent	Rushing				Receiving				Passing				Kick Returns				Punt Returns				tot off
		no.	yds	td	lg	no.	yds	td	lg	cmp-att-int	yds	td	lg	no.	yds	td	lg	no.	yds	td	lg	
Aug 31	vs TCU	48	197	3	52	16	251	1	44	16-32-0	251	1	44	4	136	0	75	0	0	0	0	448
Sep 07	UAB	34	152	2	15	17	293	5	49	17-20-0	293	5	49	1	21	0	21	3	59	0	60	445
Sep 14	KENT ST.	37	307	3	58	13	264	3	52	13-18-0	264	3	52	1	14	0	14	4	12	0	8	571
Sep 21	AUBURN	44	228	4	54	14	229	1	45	14-22-1	229	1	45	1	19	0	19	1	10	0	10	457
Sep 28	at Georgia	36	77	2	16	23	372	3	48	23-37-0	372	3	48	7	175	0	33	1	-4	0	0	449
Oct 05	at Mississippi State	39	223	6	69	25	340	2	33	25-29-1	340	2	33	5	111	0	29	0	0	0	0	563
LSU		238	1184	20	69	108	1749	15	52	108-158-2	1749	15	52	19	476	0	75	9	77	0	60	2933
		225	957	9	32	97	1245	7	59	97-180-5	1245	7	59	18	432	1	100	7	7	0	5	2202

Games played: 6

Avg per rush: 5.0

Avg per catch: 16.2

Pass efficiency: 190.14

Kick ret avg: 25.1

Punt ret avg: 8.6

All purpose avg/game: 604.8

Total offense avg/gm: 488.8

Date	Opponent	Tackles				Sacks no-yds	Fumble		Pass Defense			Blkd kick	PAT Attempts			saf	pts
		ua	a	total	tfl-yds		ff	fr-yds	int-yds	qbh	brup		kick	rush	rcv		
Aug 31	vs TCU	29	20	49	4.0-15	1.0-9	2	1-0	1--1	3	6	0	4-4	0	0	0	37
Sep 07	UAB	23	56	79	5.0-17	3.0-14	0	1-0	0-0	3	5	0	8-8	0	0	0	56
Sep 14	KENT ST.	33	40	73	6.0-28	2.0-20	1	0-0	0-0	4	4	0	6-6	0	0	0	45
Sep 21	AUBURN	32	74	106	4.0-27	1.0-8	0	1-0	2-0	2	6	0	5-5	0	0	0	35
Sep 28	at Georgia	29	44	73	2.0-4	0.0-0	0	0-0	1-4	0	3	0	5-5	0	0	0	41
Oct 05	at Mississippi State	38	28	66	5.0-19	3.0-14	0	1-0	1-40	3	9	0	8-8	0	0	0	59
LSU		184	262	446	26.0-110	10.0-65	3	4-0	5-43	15	33	0	36-36	0	0	0	273
		207	220	427	30.0-102	11.0-69	3	5-3	2-0	6	22	0	16-16	0	0	0	148

		Punting									Field Goals			Kickoffs				
Date	Opponent	no.	yds	avg	long	blkd	tb	fc	50+	i20	md-att	long	blkd	no.	yds	avg	tb	ob
Aug 31	vs TCU	3	119	39.7	48	0	0	1	0	1	3-3	28	0	7	446	63.7	2	0
Sep 07	UAB	4	171	42.8	58	0	0	1	1	1	0-0	0	0	9	516	57.3	8	0
Sep 14	KENT ST.	1	33	33.0	33	0	0	0	0	0	1-1	25	0	8	514	64.2	5	0
Sep 21	AUBURN	6	229	38.2	53	0	0	1	1	3	0-0	0	0	6	390	65.0	5	0
Sep 28	at Georgia	2	86	43.0	44	0	0	1	0	1	2-2	49	0	8	506	63.2	4	0
Oct 05	at Mississippi State	2	93	46.5	49	0	1	0	0	0	1-1	29	0	10	650	65.0	6	0
LSU		18	731	40.6	58	0	1	4	2	6	7-7	49	0	48	3022	63.0	30	0
		27	1133	42.0	62	0	1	9	3	7	10-13	55	0	30	1923	64.1	11	0

**The Automated ScoreBook**  
**LSU Opponent Game-by-Game (as of Oct 06, 2013)**  
**All games**

**OPPONENT STATISTICS**

Date	Opponent	Rushing				Receiving				Passing				Kick Returns				Punt Returns				tot off
		no.	yds	td	lg	no.	yds	td	lg	cmp-att-int	yds	td	lg	no.	yds	td	lg	no.	yds	td	lg	
Aug 31	vs TCU	26	114	2	26	15	145	0	35	15-28-1	145	0	35	5	169	1	100	0	0	0	0	259
Sep 07	UAB	43	160	1	24	9	136	1	41	9-25-0	136	1	41	1	9	0	9	1	2	0	2	296
Sep 14	KENT ST.	32	58	1	14	20	190	0	25	20-29-0	190	0	25	3	57	0	23	0	0	0	0	248
Sep 21	AUBURN	52	213	3	17	17	224	0	52	17-33-2	224	0	52	1	14	0	14	5	5	0	5	437
Sep 28	at Georgia	36	196	1	23	20	298	4	33	20-34-1	298	4	33	4	74	0	23	0	0	0	0	494
Oct 05	at Mississippi State	36	216	1	32	16	252	2	59	16-31-1	252	2	59	4	109	0	46	1	0	0	0	468
Opponents		225	957	9	32	97	1245	7	59	97-180-5	1245	7	59	18	432	1	100	7	7	0	5	2202
		238	1184	20	69	108	1749	15	52	108-158-2	1749	15	52	19	476	0	75	9	77	0	60	2933

Games played: 6

Avg per rush: 4.3

Avg per catch: 12.8

Pass efficiency: 119.27

Kick ret avg: 24.0

Punt ret avg: 1.0

All purpose avg/game: 440.2

Total offense avg/gm: 367.0

Date	Opponent	Tackles				Sacks no-yds	Fumble		Pass Defense			Blkd kick	PAT Attempts			saf	pts
		ua	a	total	tfl-yds		ff	fr-yds	int-yds	qbh	brup		kick	rush	rcv		
Aug 31	vs TCU	40	36	76	6.0-22	2.0-16	0	1-0	0-0	2	9	0	3-3	0	0	0	27
Sep 07	UAB	27	32	59	1.0-1	0.0-0	1	1-3	0-0	0	1	0	2-2	0	0	0	17
Sep 14	KENT ST.	25	40	65	2.0-3	0.0-0	0	1-0	0-0	0	2	0	1-1	0	0	0	13
Sep 21	AUBURN	24	52	76	6.0-13	2.0-6	1	1-0	1-0	0	3	0	3-3	0	0	0	21
Sep 28	at Georgia	39	40	79	7.0-33	4.0-26	0	1-0	0-0	0	7	0	5-5	0	0	0	44
Oct 05	at Mississippi State	52	20	72	8.0-30	3.0-21	1	0-0	1-0	4	0	0	2-2	0	0	0	26
Opponents		207	220	427	30.0-102	11.0-69	3	5-3	2-0	6	22	0	16-16	0	0	0	148
		184	262	446	26.0-110	10.0-65	3	4-0	5-43	15	33	0	36-36	0	0	0	273

		Punting									Field Goals			Kickoffs				
Date	Opponent	no.	yds	avg	long	blkd	tb	fc	50+	i20	md-att	long	blkd	no.	yds	avg	tb	ob
Aug 31	vs TCU	4	167	41.8	49	0	0	1	0	2	2-2	39	0	6	390	65.0	2	0
Sep 07	UAB	8	331	41.4	53	0	0	2	1	2	1-2	24	0	3	194	64.7	2	0
Sep 14	KENT ST.	6	235	39.2	62	0	0	2	1	2	2-3	37	0	4	260	65.0	3	0
Sep 21	AUBURN	6	261	43.5	54	0	1	3	1	1	0-0	0	0	2	115	57.5	1	0
Sep 28	at Georgia	2	97	48.5	49	0	0	0	0	0	3-3	55	0	9	574	63.8	2	0
Oct 05	at Mississippi State	1	42	42.0	42	0	0	1	0	0	2-3	35	0	6	390	65.0	1	0
Opponents		27	1133	42.0	62	0	1	9	3	7	10-13	55	0	30	1923	64.1	11	0
		18	731	40.6	58	0	1	4	2	6	7-7	49	0	48	3022	63.0	30	0



## LSU Inside Opponent Red-Zone

### Opponents Inside LSU Red-Zone

			Times	Times	Total		Rush	Pass	FGs	Failed to score inside RZ					
Date	Opponent	Score	In RZ	Scored	Pts	TDs	TDs	TDs	Made	FGA	Down	Int	Fumb	Half	Game
Aug 31, 2013	vs TCU	W 37-27	2	2	10	1	1	0	1	0	0	0	0	0	0
Sep 07, 2013	UAB	W 56-17	3	2	10	1	1	0	1	0	1	0	0	0	0
Sep 14, 2013	KENT ST.	W 45-13	3	3	13	1	1	0	2	0	0	0	0	0	0
Sep 21, 2013	AUBURN	W 35-21	4	3	21	3	3	0	0	0	1	0	0	0	0
Sep 28, 2013	at Georgia	L 41-44	5	5	27	3	1	2	2	0	0	0	0	0	0
Oct 05, 2013	at Mississippi State	W 59-26	3	3	13	1	0	1	2	0	0	0	0	0	0
Totals			20	18	94	10	7	3	8	0	2	0	0	0	0
18 of 20 (90.0%)															

**The Automated ScoreBook**  
**LSU By-Quarter Statistics (as of Oct 06, 2013)**  
**All games**

**3rd-Down Conversions**

Date	Opponent	Score	Overall	1st Qtr	2nd Qtr	3rd Qtr	4th Qtr	Overtime
Aug 31, 2013	vs TCU	W 37-27	13-19 68.4	3-5 60.0	4-7 57.1	3-3 100.0	3-4 75.0	
Sep 07, 2013	UAB	W 56-17	4-8 50.0	2-3 66.7	1-2 50.0	1-2 50.0	0-1 0.0	
Sep 14, 2013	KENT ST.	W 45-13	4-6 66.7	2-2 100.0	0-1 0.0	0-1 0.0	2-2 100.0	
Sep 21, 2013	AUBURN	W 35-21	5-13 38.5	3-4 75.0	0-3 0.0	1-2 50.0	1-4 25.0	
Sep 28, 2013	at Georgia	L 41-44	10-15 66.7	3-3 100.0	1-4 25.0	3-4 75.0	3-4 75.0	
Oct 05, 2013	at Mississippi State	W 59-26	6-11 54.5	4-4 100.0	1-3 33.3	1-3 33.3	0-1 0.0	
	LSU		42-72 58.3	17-21 81.0	7-20 35.0	9-15 60.0	9-16 56.2	0-0 0.0
	Opponents		30-82 36.6	6-17 35.3	7-21 33.3	12-24 50.0	5-20 25.0	0-0 0.0

**4th-Down Conversions**

Date	Opponent	Score	Overall	1st Qtr	2nd Qtr	3rd Qtr	4th Qtr	Overtime
Aug 31, 2013	vs TCU	W 37-27	0-0 0.0	0-0 0.0	0-0 0.0	0-0 0.0	0-0 0.0	
Sep 07, 2013	UAB	W 56-17	0-0 0.0	0-0 0.0	0-0 0.0	0-0 0.0	0-0 0.0	
Sep 14, 2013	KENT ST.	W 45-13	0-0 0.0	0-0 0.0	0-0 0.0	0-0 0.0	0-0 0.0	
Sep 21, 2013	AUBURN	W 35-21	0-1 0.0	0-0 0.0	0-0 0.0	0-1 0.0	0-0 0.0	
Sep 28, 2013	at Georgia	L 41-44	0-1 0.0	0-0 0.0	0-0 0.0	0-0 0.0	0-1 0.0	
Oct 05, 2013	at Mississippi State	W 59-26	2-2 100.0	0-0 0.0	0-0 0.0	1-1 100.0	1-1 100.0	
	LSU		2-4 50.0	0-0 0.0	0-0 0.0	1-2 50.0	1-2 50.0	0-0 0.0
	Opponents		4-11 36.4	0-2 0.0	0-2 0.0	0-0 0.0	4-7 57.1	0-0 0.0

**Time of Possession**

Date	Opponent	Score	Overall	1st Qtr	2nd Qtr	3rd Qtr	4th Qtr	Overtime
Aug 31, 2013	vs TCU	W 37-27	36:01	8:45	10:01	7:42	9:33	
Sep 07, 2013	UAB	W 56-17	26:30	8:24	7:08	5:22	5:36	
Sep 14, 2013	KENT ST.	W 45-13	25:37	6:44	6:53	5:07	6:53	
Sep 21, 2013	AUBURN	W 35-21	29:11	7:11	8:10	8:11	5:39	
Sep 28, 2013	at Georgia	L 41-44	31:33	7:10	7:05	9:45	7:33	
Oct 05, 2013	at Mississippi State	W 59-26	33:32	9:26	7:08	8:51	8:07	
	LSU	Total	182:24	47:40	46:25	44:58	43:21	0:00
		Avg.	30:24	7:56	7:44	7:29	7:13	0:00
	Opponents	Total	177:36	42:20	43:35	45:02	46:39	0:00
		Avg.	29:36	7:03	7:15	7:30	7:46	0:00

**The Automated ScoreBook**  
**LSU Games Played (as of Oct 06, 2013)**  
**All games**

##	PLAYER	GP-GS	TCU	UAB	KENT	AU	UGA	MS
25	Kwon Alexander	6/3	START	XXX	XXX	XXX	START	START
78	Vadal Alexander	6/6	START	START	START	START	START	START
98	Jordan Allen	6/3	START	START	START	XXX	XXX	XXX
71	Jonah Austin	5/-	XXX	XXX	XXX	XXX	...	XXX
18	Lamin Barrow	6/6	START	START	START	START	START	START
3	Odell Beckham	6/6	START	START	START	START	START	START
52	K. Beckwith	6/-	XXX	XXX	XXX	XXX	XXX	XXX
4	Alfred Blue	6/2	START	START	XXX	XXX	XXX	XXX
86	Kadron Boone	6/-	XXX	XXX	XXX	XXX	XXX	XXX
76	Josh Boutte	3/-	XXX	XXX	XXX	...	...	...
46	Tashawn Bower	3/-	...	XXX	XXX	...	...	XXX
24	Jeryl Brazil	1/-	...	XXX	...	...	...	...
32	Jalen Collins	6/2	START	START	XXX	XXX	XXX	XXX
70	La'el Collins	6/6	START	START	START	START	START	START
44	J.C. Copeland	6/5	START	START	START	START	START	XXX
42	C. Delahoussaye	6/-	XXX	XXX	XXX	XXX	XXX	XXX
41	Travis Dickson	5/-	...	XXX	XXX	XXX	XXX	XXX
83	Travin Dural	5/-	XXX	XXX	XXX	XXX	...	XXX
34	Micah Eugene	6/2	XXX	XXX	START	START	XXX	XXX
69	F. Fanaikia	5/-	XXX	XXX	XXX	...	XXX	XXX
9	Ego Ferguson	6/6	START	START	START	START	START	START
50	Reid Ferguson	6/-	XXX	XXX	XXX	XXX	XXX	XXX
48	Seth Fruge	5/-	XXX	XXX	XXX	XXX	XXX	...
85	Dillon Gordon	6/6	START	START	START	START	START	START
30	James Hairston	6/-	XXX	XXX	XXX	XXX	XXX	XXX
5E	J. Hardnett	1/-	...	...	XXX	...	...	...
65	Jerald Hawkins	6/6	START	START	START	START	START	START
33	Jeremy Hill	5/4	...	XXX	START	START	START	START
27	Kenny Hilliard	6/-	XXX	XXX	XXX	XXX	XXX	XXX
36	Kavahra Holmes	1/-	...	...	...	...	...	XXX
94	Danielle Hunter	6/3	XXX	XXX	XXX	START	START	START
29	R. Jefferson	3/-	...	XXX	XXX	...	...	XXX
10	A. Jennings	3/-	XXX	XXX	XXX	...	...	...
90	Anthony Johnson	6/6	START	START	START	START	START	START
96	Mickey Johnson	3/-	...	XXX	XXX	...	...	XXX
8I	A'Trey-U Jones	2/-	...	XXX	XXX	...	...	...
45	Deion Jones	6/-	XXX	XXX	XXX	XXX	XXX	XXX
49	Melvin Jones	6/-	XXX	XXX	XXX	XXX	XXX	XXX
58	Tahj Jones	4/3	...	START	START	START	...	XXX
38	Jamie Keehn	6/-	XXX	XXX	XXX	XXX	XXX	XXX
91	C. LaCouture	6/-	XXX	XXX	XXX	XXX	XXX	XXX
80	Jarvis Landry	6/5	START	XXX	START	START	START	START
4A	Tommy LeBeau	2/-	...	...	XXX	...	...	XXX
15	Q. Leslie	3/-	...	XXX	XXX	...	...	XXX
6	Craig Loston	4/4	START	START	...	START	START	...
23	Lamar Louis	6/-	XXX	XXX	XXX	XXX	XXX	XXX
54	Justin Maclin	4/-	XXX	XXX	XXX	...	...	XXX

The Automated ScoreBook  
LSU Games Played (as of Oct 06, 2013)  
All games

##	PLAYER	GP-GS	TCU	UAB	KENT	AU	UGA	MS
14	Terrence Magee	6/-	XXX	XXX	XXX	XXX	XXX	XXX
26	Ronald Martin	5/5	START	START	START	...	START	START
8	Z. Mettenberger	6/6	START	START	START	START	START	START
28	Jalen Mills	6/6	START	START	START	START	START	START
92	Lewis Neal	4/-	...	XXX	XXX	XXX	...	XXX
43	C. Neighbors	6/1	XXX	XXX	XXX	XXX	XXX	START
1G	Myles O'Brien	1/-	...	...	XXX	...	...	...
4B	Michael Petty	1/-	...	...	XXX	...	...	...
35	L. Phillips	6/-	XXX	XXX	XXX	XXX	XXX	XXX
77	Ethan Pocic	2/-	...	XXX	XXX	...	...	...
55	Elliott Porter	6/6	START	START	START	START	START	START
59	Jermauria Rasco	6/6	START	START	START	START	START	START
40	Duke Riley	6/-	XXX	XXX	XXX	XXX	XXX	XXX
2A	R. Robinson	5/-	...	XXX	XXX	XXX	XXX	XXX
89	DeSean Smith	6/-	XXX	XXX	XXX	XXX	XXX	XXX
84	Logan Stokes	6/1	XXX	START	XXX	XXX	XXX	XXX
13	Dwayne Thomas	5/-	XXX	XXX	XXX	XXX	XXX	...
95	Quentin Thomas	4/-	XXX	XXX	...	...	XXX	XXX
12	Corey Thompson	5/1	...	XXX	XXX	XXX	XXX	START
56	Trai Turner	6/6	START	START	START	START	START	START
75	Evan Washington	6/-	XXX	XXX	XXX	XXX	XXX	XXX
31	D.J. Welter	6/6	START	START	START	START	START	START
16	T. White	6/4	XXX	XXX	START	START	START	START
82	James Wright	6/-	XXX	XXX	XXX	XXX	XXX	XXX

## LSU SUPERLATIVES

### Highs

Points Scored	59 vs. Mississippi State (10/5)
Total Yards	571 vs. Kent St. (9/14)
Rushing Yards	307 vs. Kent St. (9/14)
Rushing Attempts	48 vs. TCU (8/31)
Rushing TDs	6 vs. Miss. St. (10/5)
Passing Yards	372 vs. Georgia (9/28)
Passes Completed	25 vs. Miss St. (10/5)
Passes Attempted	37 vs. Georgia (9/28)
Passing TDs	5 vs. UAB (9/7)
Passes Intercepted	2 vs. Auburn (9/21)
First Downs	27 vs. Miss. St. (10/5)
Penalties	11 vs. Kent St. (9/14)
Penalty Yards	86 vs. Kent St. (9/14)
Sacks	3 (several) last vs. Miss St. (10/5)

### Lows

Points Scored	35 vs. Auburn (9/21)
Total Yards	445 vs. UAB (9/7)
Rushing Yards	77 vs. Georgia (9/28)
Rushing Attempts	29 vs. Georgia (9/28)
Rushing TDs	2 (several) last vs. Georgia (9/28)
Passing Yards	252 vs. TCU (8/31)
Passes Completed	13 vs. Kent St. (9/14)
Passes Attempted	18 vs. Kent St. (9/14)
Passing TDs	1 (several) last vs. Auburn (9/21)
Passes Intercepted	0 (several) last vs. Georgia (9/28)
First Downs	16 vs. Auburn (9/21)
Penalties	5 (several) last vs. Miss. St. (10/5)
Penalty Yards	27 vs. Miss. St. (10/5)
Sacks	0 vs. Georgia (9/28)

### Individual

All-Purpose Yds	331 by Odell Beckham Jr. vs. UAB (9/7)
Rushing Yards	184 by Jeremy Hill vs. Auburn (9/21)
Rushing Carries	25 by Jeremy Hill vs. Auburn (9/21)
Rushing TDs	3 (several) last by Kenny Hilliard vs. Miss. St. (10/5)
Longest Rush	69 by Jeremy Hill vs. Miss. St. (10/5)
Passing Yards	372 by Zach Mettenberger vs. Georgia (9/28)
Pass Completions	25 by Zach Mettenberger vs. Miss. St. (10/5)
Passing Attempts	37 by Zach Mettenberger vs. Georgia (9/28)
Passes Intercepted	1 (several) last by Zach Mettenberger vs. Miss. St. (10/5)
Passing TDs	5 by Zach Mettenberger vs. UAB (9/7)
Longest Pass	52 by Zach Mettenberger vs. UAB (9/7)
Receiving Yards	179 by Odell Beckham Jr. vs. Miss. St. (10/5)
Receptions	10 by Jarvis Landry vs. Georgia (9/28)
Receiving TDs	3 by Odell Beckham vs. UAB (9/7)
Longest Reception	52 by Connor Neighbors vs. Kent St. 9/14)
FG's Made	3 by Colby Delahoussaye vs. TCU (8/31)
FG's Attempted	3 by Colby Delahoussaye vs. TCU (8/31)
Longest FG Made	49 by Colby Delahoussaye vs. Georgia (9/28)
PAT's	8 (several) last by Cody Delahoussaye vs. Miss. St. (10/5)
Punts	6 by Jamie Keehn vs. Auburn (9/21)
Punts Average	46.5 by Jamie Keehn vs. Miss. St. (10/5)
Longest Punt	58 by Jamie Keehn vs. UAB (9/7)
Punt Return Yds	59 by Odell Beckham Jr. vs. UAB (9/7)
Longest Punt Ret.	59 by Odell Beckham Jr. vs. UAB (9/7)
KO Return Yards	175 by Odell Beckham Jr. vs. Georgia (9/28)
Longest KO Ret.	75 by Odell Beckham Jr. vs. TCU (8/31)
Total Tackles	11 by D.J. Welter and Lamin Barrow vs. Auburn (9/21)
Tackles for Loss	2.0 by Anthony Johnson vs. Miss. St. (10/5)
Sacks	1.0 last by Johnson, Barrow and LaCouture vs. Miss. St. (10/5)
Interceptions	2 last by Loston and Mills vs. Auburn (9/21)
Int. Return Yards	40 by Tre'Davious White vs. Miss. St. (10/5)

## OPPONENT SUPERLATIVES

### Highs

Points Scored	44 by Georgia (9/28)
Total Yards	494 by Georgia (9/28)
Rushing Yards	216 by Miss. St. (10/5)
Rushing Attempts	52 by Auburn (9/21)
Rushing TDs	3 by Auburn (9/21)
Passing Yards	298 by Georgia (9/28)
Passes Completed	20 (several) last by Georgia (9/28)
Passes Attempted	34 by Georgia (9/28)
Passing TDs	4 by Georgia (9/28)
Passes Intercepted	1 (several) last by Miss. St. (10/5)
First Downs	28 by Georgia (9/28)
Penalties	10 by Kent St. (9/14)
Penalty Yards	90 by Kent St. (9/14)
Sacks	4 by Georgia (9/28)

### Lows

Points Scored	13 by Kent St. (9/14)
Total Yards	248 by Kent St. (9/14)
Rushing Yards	58 by Kent State (9/14)
Rushing Attempts	26 by TCU (8/31)
Rushing TDs	1 (several) last by Miss. St. (10/5)
Passing Yards	136 by UAB (9/7)
Passes Completed	9 by UAB (9/7)
Passes Attempted	25 by UAB (9/7)
Passing TDs	0 (several) last by Auburn (9/21)
Passes Intercepted	0 (several) last by Georgia (9/28)
First Downs	13 by TCU (8/31)
Penalties	5 (several) last by Miss. St. (10/5)
Penalty Yards	35 (several) last by Georgia (9/28)
Sacks	0 (several) last by Kent St. (9/14)

### Individual

All-Purpose Yds	233 by B.J. Catalon for TCU (8/31)
Rushing Yards	132 by Tre Mason for Auburn (9/21)
Rushing Carries	26 by Tre Mason for Auburn (9/21)
Rushing TDs	3 by Todd Gurley for Georgia (9/28)
Longest Rush	32 by LaDarius Perkins for Miss. St. (10/5)
Passing Yards	298 by Aaron Murray for Georgia (9/28)
Pass Completions	20 (several) last by Aaron Murray for Georgia (9/28)
Passing Attempts	34 by Aaron Murray for Georgia (9/28)
Passes Intercepted	2 by Nick Marshall for Auburn (9/21)
Passing TDs	4 by Aaron Murray for Georgia (9/28)
Longest Pass	59 by Tyler Russell for Miss. St. (10/5)
Receiving Yards	139 by Sammie Coates for Auburn (9/21)
Receptions	7 by Jameon Lewis for Miss. St. (10/5)
Receiving TDs	2 by Michael Bennett for Georgia (9/28)
Longest Reception	59 by De'Runnya Wilson for Miss. St. (10/5)
FG's Made	3 by Marshall Morgan for Georgia (9/28)
FG's Attempted	3 (several) last by Devon Bell for Miss. St. (10/5)
Longest FG Made	55 by Marshall Morgan for Georgia (9/28)
PAT's	5 by Marshall Morgan for Georgia (9/28)
Punts	6 (several) last by Steven Clark for Auburn (9/21)
Punts Average	48.5 by Collin Barber for Georgia (9/28)
Longest Punt	62 by Anthony Melchiori for Kent St. (9/14)
Punt Return Yds	5 by Quan Bray for Auburn (9/21)
Longest Punt Ret.	5 by Quan Bray for Auburn (9/21)
KO Return Yards	159 by B.J. Catalon for TCU (8/31)
Longest KO Ret.	100 by B.J. Catalon for TCU (8/31)
Total Tackles	15 by Jharvey-Clemons for Georgia (9/28)
Tackles for Loss	3.0 by Preston Smith for Miss. St. (10/5)
Sacks	2.0 by Preston Smith for Miss. St. (10/5)
Interceptions	1 (several) last by Nickow Whitley for Miss. St. (10/5)
Int. Return Yards	3 by Nickoe Whitley for Miss. St. (10/5)



Player Game-by-Game Statistics

PASSING

Zach Mettenberger	Att	Cmp	Int	Yds	TD	Lng
vs. TCU	32	16	0	251	1	44
UAB	19	16	0	282	5	49
Kent State	18	13	0	264	3	52
Auburn	22	14	1	229	1	32
at Georgia	37	23	0	372	3	48
at Mississippi State	29	25	1	340	2	33
Florida						
at Ole Miss						
Furman						
at Alabama						
Texas A&M						
Arkansas						
TOTALS	157	107	2	1,738	15	52

Anthony Jennings	Att	Cmp	Int	Yds	TD	Lng
vs. TCU	0	0	0	0	0	0
UAB	1	1	0	11	0	11
Kent State	0	0	0	0	0	0
Auburn	--DNP--					
at Georgia	--DNP--					
at Mississippi State	--DNP--					
Florida						
at Ole Miss						
Furman						
at Alabama						
Texas A&M						
Arkansas						
TOTALS	1	1	0	11	0	11

RUSHING

Alfred Blue	Att	Gn	Ls	Net	TD	Lng
vs. TCU	19	95	6	89	0	17
UAB	3	9	1	8	0	5
Kent State	10	56	0	56	0	11
Auburn	4	24	0	24	0	11
at Georgia	1	6	0	6	0	6
at Mississippi State	6	33	2	31	1	17
Florida						
at Ole Miss						
Furman						
at Alabama						
Texas A&M						
Arkansas						
TOTALS	43	223	9	214	1	17

Jeremy Hill	Att	Gn	Ls	Net	TD	Lng
vs. TCU	--DNP--					
UAB	6	50	0	50	1	15
Kent State	11	119	2	117	2	58
Auburn	25	191	7	184	3	54
at Georgia	21	90	4	86	1	16
at Mississippi State	16	157	0	157	2	69
Florida						
at Ole Miss						
Furman						
at Alabama						
Texas A&M						
Arkansas						
TOTALS	79	607	13	594	9	69

Kenny Hilliard	Att	Gn	Ls	Net	TD	Lng
vs. TCU	4	8	0	8	0	4
UAB	11	54	0	54	1	14
Kent State	4	12	0	12	0	6
Auburn	4	12	0	12	0	7
at Georgia	4	11	0	11	1	4
at Mississippi State	6	45	6	39	3	34
Florida						
at Ole Miss						
Furman						
at Alabama						
Texas A&M						
Arkansas						
TOTALS	33	142	6	136	5	34

Terrence Magee	Att	Gn	Ls	Net	TD	Lng
vs. TCU	13	95	0	95	2	52
UAB	4	9	2	7	0	4
Kent State	9	108	0	108	1	25
Auburn	3	9	0	9	0	3
at Georgia	3	9	3	6	0	5
at Mississippi State	6	19	1	18	0	13
Florida						
at Ole Miss						
Furman						
at Alabama						
Texas A&M						
Arkansas						
TOTALS	38	249	6	243	3	52

J.C. Copeland	Att	Gn	Ls	Net	TD	Lng
vs. TCU	3	2	0	2	1	1
UAB	1	3	0	3	0	3
Kent State	0	0	0	0	0	0
Auburn	1	1	0	1	1	1
at Georgia	1	1	0	1	0	1
at Mississippi State	1	0	0	0	0	0
Florida						
at Ole Miss						
Furman						
at Alabama						
Texas A&M						
Arkansas						
TOTALS	7	7	0	7	2	4

Zach Mettenberger	Att	Gn	Ls	Net	TD	Lng
vs. TCU	3	5	16	-11	0	5
UAB	3	17	0	17	0	10
Kent State	0	0	0	0	0	0
Auburn	4	0	7	-7	0	0
at Georgia	4	0	26	-26	0	0
at Mississippi State	3	0	21	-21	0	0
Florida						
at Ole Miss						
Furman						
at Alabama						
Texas A&M						
Arkansas						
TOTALS	17	22	70	-48	0	10

Anthony Jennings	Att	Gn	Ls	Net	TD	Lng
vs. TCU	1	2	0	2	0	2
UAB	2	4	15	-11	0	4
Kent State	1	17	0	17	0	17
Auburn	--DNP--					
at Georgia	--DNP--					
at Mississippi State	--DNP--					
Florida						
at Ole Miss						
Furman						
at Alabama						
Texas A&M						
Arkansas						
TOTALS	4	23	15	8	0	17

# Player Game-by-Game Statistics

## RECEIVING

Odell Beckham Jr.	Rec	Yds	TD	Lng
vs. TCU	5	118	0	44
UAB	5	136	3	49
Kent State	5	76	1	22
Auburn	5	59	0	22
at Georgia	6	118	0	27
Mississippi State	9	179	2	33
Florida				
at Ole Miss				
Furman				
at Alabama				
Texas A&M				
Arkansas				
TOTALS	35	686	6	49
Jarvis Landry	Rec	Yds	TD	Lng
vs. TCU	8	109	1	20
UAB	5	71	2	24
Kent State	4	66	2	31
Auburn	7	118	1	32
at Georgia	10	156	1	39
Mississippi State	8	96	0	26
Florida				
at Ole Miss				
Furman				
at Alabama				
Texas A&M				
Arkansas				
TOTALS	42	616	7	39
Travis Dickson	Rec	Yds	TD	Lng
vs. TCU	--DNP--			
UAB	0	0	0	0
Kent State	1	28	0	28
Auburn	1	45	0	45
at Georgia	0	0	0	0
Mississippi State	1	6	0	6
Florida				
at Ole Miss				
Furman				
at Alabama				
Texas A&M				
Arkansas				
TOTALS	3	79	0	45
Kadron Boone	Rec	Yds	TD	Lng
vs. TCU	1	13	0	13
UAB	0	0	0	0
Kent State	0	0	0	0
Auburn	0	0	0	0
at Georgia	2	52	2	48
Mississippi State	0	0	0	0
Florida				
at Ole Miss				
Furman				
at Alabama				
Texas A&M				
Arkansas				
TOTALS	3	65	2	48
Travin Dural	Rec	Yds	TD	Lng
vs. TCU	1	8	0	8
UAB	1	13	0	13
Kent State	1	36	0	36
Auburn	0	0	0	0
at Georgia	0	0	0	0
Mississippi State	1	21	0	21
Florida				
at Ole Miss				
Furman				
at Alabama				
Texas A&M				
Arkansas				
TOTALS	4	78	0	36

Alfred Blue	Rec	Yds	TD	Lng
vs. TCU	0	0	0	0
UAB	0	0	0	0
Kent State	0	0	0	0
Auburn	0	0	0	0
at Georgia	0	0	0	0
Mississippi State	2	19	0	12
Florida				
at Ole Miss				
Furman				
at Alabama				
Texas A&M				
Arkansas				
TOTALS	2	19	0	12
Jeremy Hill	Rec	Yds	TD	Lng
vs. TCU	--DNP			
UAB	0	0	0	0
Kent State	0	0	0	0
Auburn	0	0	0	0
at Georgia	0	0	0	0
Mississippi State	4	44	0	23
Florida	3	13	0	18
at Ole Miss				
Furman				
at Alabama				
Texas A&M				
Arkansas				
TOTALS	7	57	0	23
Kenny Hilliard	Rec	Yds	TD	Lng
vs. TCU	0	0	0	0
UAB	0	0	0	0
Kent State	0	0	0	0
Auburn	0	0	0	0
at Georgia	0	0	0	0
Mississippi State	0	0	0	0
Florida				
at Ole Miss				
Furman				
at Alabama				
Texas A&M				
Arkansas				
TOTALS	0	0	0	0

# Player Game-by-Game Statistics

## RETURN YARDAGE

Odell Beckham Jr.	Kickoff Returns			Punt Returns		
	No.	Yds	Lng	No.	Yds	Lng
vs. TCU	4	136	75	0	0	0
UAB	1	21	21	3	59	60
Kent State	1	14	14	2	9	8
Auburn	1	19	19	1	10	10
at Georgia	7	175	33	1	-4	0
at Mississippi State	5	111	29	0	0	0
Florida						
at Ole Miss						
Furman						
at Alabama						
Texas A&M						
Arkansas						
TOTALS	19	476	75	7	74	60

## PUNTING

Jamie Keehn	No.	Yds	Avg	Lng	I-20
vs. TCU	3	119	39.7	48	1
UAB	4	171	42.8	58	1
Kent State	1	33	33.0	33	0
Auburn	6	229	38.2	53	3
at Georgia	2	86	43.0	44	1
at Mississippi State	2	93	46.5	49	0
Florida					
at Ole Miss					
Furman					
at Alabama					
Texas A&M					
Arkansas					
TOTALS	18	731	40.6	58	6

## FIELD GOALS

Colby Delahoussaye	Made	Missed
vs. TCU	23, 28, 23	none
UAB	none	none
Kent State	25	none
Auburn	none	none
at Georgia	49, 39	none
at Mississippi State	29	none
Florida		
at Ole Miss		
Furman		
at Alabama		
Texas A&M		
Arkansas		
TOTALS	7-7	

## PLAYER DEFENSIVE GAME-BY-GAME STATISTICS

Tackles (UT-AT-TOT)	vs. TCU	UAB	KENT	AU	at UGA	at MSU	UF	at UM	Furman	at Bama	A&M	Ark.	TOTALS
Kwon Alexander	1-2-3	1-2-3	2-2-4	5-5-10	2-2-4	2-2-4							13-15-28
Jordan Allen	1-0-1	1-0-1	1-1-2	1-1-2	0-3-3	1-2-3							5-7-12
Lamin Barrow	1-1-2	2-5-7	0-2-2	0-11-11	1-7-8	2-4-6							6-30-36
Kendell Beckwith	0-1-1	0-2-2	1-1-2	0-1-1	0-1-1	1-0-1							2-6-8
Alfred Blue	0-0-0	0-0-0	0-0-0	0-0-0	0-0-0	1-1-2							1-1-2
Tashawn Bower	0-0-0	0-1-1	0-0-0	0-0-0	0-0-0	1-0-1							1-1-2
Jalen Collins	2-1-3	1-1-2	3-2-5	0-0-0	3-1-4	1-0-1							10-5-15
Micah Eugene	2-0-2	3-2-5	2-4-6	4-4-8	2-0-2	1-1-2							14-11-25
Ego Ferguson	3-1-4	1-3-4	1-7-8	2-3-5	0-1-1	3-0-3							10-15-25
Seth Fruge	0-0-0	0-0-0	1-0-1	1-2-3	0-0-0	0-0-0							2-2-4
Danielle Hunter	1-3-4	3-0-3	0-2-2	1-7-8	2-2-4	2-2-4							9-16-25
Rickey Jefferson	0-0-0	0-1-1	0-0-0	0-0-0	0-0-0	0-0-0							0-1-1
Anthony Johnson	3-1-4	1-1-2	1-2-3	0-4-4	0-3-3	4-1-5							9-12-21
Mickey Johnson	0-0-0	1-0-1	0-1-1	0-0-0	0-0-0	0-0-0							1-1-2
Deion Jones	0-0-0	0-2-2	1-2-3	1-2-3	0-0-0	0-0-0							2-6-8
Tahj Jones	0-0-0	0-2-2	2-1-3	1-0-1	0-0-0	0-0-0							3-3-6
Christian LaCouture	0-0-0	0-0-0	1-0-1	0-2-2	0-0-0	1-0-1							2-2-4
Craig Loston	4-1-5	0-0-0	0-0-0	2-6-8	4-2-6	0-0-0							10-9-19
Lamar Louis	0-0-0	1-6-7	0-1-1	0-1-1	2-0-2	1-0-1							4-8-12
Justin Maclin	0-0-0	0-1-1	0-0-0	0-0-0	0-0-0	0-0-0							0-1-1
Ronald Martin	2-2-4	1-4-5	4-1-5	0-0-0	3-4-7	1-3-4							11-14-25
Jalen Mills	5-0-5	1-0-1	2-1-3	3-2-5	0-0-0	2-0-2							13-3-16
Lewis Neal	0-0-0	0-4-4	0-3-3	0-0-0	0-0-0	0-0-0							0-7-7
Lorenzo Phillips	0-0-0	0-2-2	0-1-1	0-0-0	0-0-0	1-0-1							1-3-4
Jermauria Rasco	1-4-5	1-5-6	1-2-3	1-5-6	4-2-6	0-0-0							8-18-26
Duke Riley	0-0-0	0-0-0	0-1-1	0-1-1	0-0-0	0-0-0							0-2-2
Rashard Robinson	0-0-0	0-0-0	1-0-1	0-0-0	0-0-0	2-1-3							3-1-4
Dwayne Thomas	1-0-1	0-1-1	1-1-2	1-1-2	0-1-1	0-0-0							3-4-7
Quentin Thomas	0-0-0	1-3-4	0-0-0	0-0-0	0-0-0	1-1-2							2-4-6
Corey Thompson	0-0-0	0-1-1	2-1-3	1-4-5	1-1-2	4-2-6							8-9-17
D.J. Welter	1-1-2	2-1-3	1-0-1	4-4-8	1-8-9	3-2-5							12-16-28
Tre'Davious White	0-0-0	2-4-6	4-0-4	4-3-7	1-1-2	1-2-3							12-10-22

TFL-Yards	vs. TCU	UAB	KENT	AU	at UGA	at MSU	UF	at UM	Furman	at Bama	A&M	Ark.	TOTALS
Kwon Alexander	0-0	1.0-1	0-0	1.0-2	1.0-1	0-0							3.0-4
Jordan Allen	0-0	1.0-6	0-0	1.0-8	0-0	0-0							2.0-14
Lamin Barrow	0-0	0.5-2	0-0	0-0	0-0	1.5-8							2.0-10
Micah Eugene	0-0	1.0-2	0-0	0-0	0-0	0-0							1.0-2
Ego Ferguson	1.0-1	0-0	1.5-15	0-0	0-0	0-0							2.5-16
Danielle Hunter	1.5-6	0-0	0-0	0-0	0-0	0-0							1.5-6
Anthony Johnson	1.0-4	0-0	1.5-6	0-0	0-0	2.0-8							4.5-18
Christian LaCouture	0-0	0-0	0-0	0-0	0-0	1.0-2							1.0-2
Lewis Neal	0-0	0.5-2	0-0	0-0	0-0	0-0							0.5-2
Jermauria Rasco	0.5-4	1.0-4	0-0	0-0	1.0-3	0.5-1							3.0-12
Duke Riley	0-0	0-0	0-0	0.5-8	0-0	0-0							0.5-8
Dwayne Thomas	0-0	0-0	1.0-1	0-0	0-0	0-0							1.0-1
Corey Thompson	0-0	0-0	0-0	0.5-8	0-0	0-0							0.5-8
D.J. Welter	0-0	0-0	1.0-5	1.0-1	0-0	0-0							2.0-6
Tre'Davious White	0-0	0-0	1.0-1	0-0	0-0	0-0							1.0-1

Sacks-Yards	vs. TCU	UAB	KENT	AU	at UGA	at MSU	UF	at UM	Furman	at Bama	A&M	Ark.	TOTALS
Jordan Allen	0-0	1.0-6	0-0	1.0-8	0-0	0-0							2.0-14
Lamin Barrow	0-0	0.5-2	0-0	0-0	0-0	1.0-7							1.5-9
Ego Ferguson	0-0	0-0	1.0-15	0-0	0-0	0-0							1.0-15
Danielle Hunter	0.5-5	0-0	0-0	0-0	0-0	0-0							0.5-5
Anthony Johnson	0-0	0-0	0-0	0-0	0-0	1.0-5							1.0-5
Christian LaCouture	0-0	0-0	0-0	0-0	0-0	1.0-2							1.0-2
Lewis Neal	0-0	0.5-2	0-0	0-0	0-0	0-0							0.5-2
Jermauria Rasco	0.5-4	1.0-4	0-0	0-0	0-0	0-0							1.5-8
D.J. Welter	0-0	0-0	1.0-5	0-0	0-0	0-0							1.0-5

## OFFENSIVE LINE SNAPS PLAYED

Player	vs. TCU	UAB	KENT	AU	at UGA	at MSU	UF	at UM	FURMAN	at Bama	A&M	Ark.	TOTALS
Vadal Alexander	87	48	56	71	77	72							411
Jonah Austin	0	9	10	1	0	0							20
Josh Boutte	1	9	0	DNP	DNP	DNP							10
La'El Collins	85	48	56	71	77	72							409
Hoko Fanaika	0	9	7	2	0	0							18
Jerald Hawkins	87	48	56	71	77	72							411
Ethan Pocic	DNP	9	7	DNP	DNP	DNP							16
Elliot Porter	87	48	56	71	77	72							411
Trai Turner	85	48	56	11	77	72							349
Evan Washington	5	9	7	58	DNP	0							79

## OFFENSIVE LINE KNOCKDOWNS

Player	vs. TCU	UAB	KENT	AU	at UGA	at MSU	UF	at UM	FURMAN	at Bama	A&M	Ark.	TOTALS
Vadal Alexander	5	5	5	4	2	1							22
Jonah Austin	0	0	2	1	0	1							4
Josh Boutte	0	0	0	DNP	DNP	DNP							0
La'El Collins	2	3	4	4	4	5							23
Hoko Fanaika	0	0	1	0	0	0							1
Jerald Hawkins	1	1	7	3	2	1							15
Ethan Pocic	DNP	3	1	DNP	DNP	DNP							4
Elliot Porter	4	6	4	7	2	3							26
Trai Turner	4	0	2	1	2	5							14
Evan Washington	0	0	1	3	DNP	0							4



# Game 1

#12/13 LSU

37

#20 TCU

27

F

Aug. 31, 2013  
AT&T Stadium  
Arlington, Texas  
80,230

## LSU

RUSHING	Att.	Gain	Lost	Net	TD	Long
Terrence Magee	13	95	0	95	2	52
Alfred Blue	19	95	6	89	0	17
Odell Beckham	2	18	0	18	0	17
Kenny Hilliard	4	8	0	8	0	4
Anthony Jennings	1	2	0	2	0	2
J.C. Copeland	3	2	0	2	1	1
Connor Neighbors	1	1	0	1	0	1
Team	2	0	7	-7	0	0
Zach Mettenberger	3	5	16	-11	0	5

PASSING	Att.	Comp	Int	Yds	TD	Long	Sacks
Zach Mettenberger	16	32	0	251	1	44	2

RECEIVING	No.	Yds.	TD	Long
Jarvis Landry	8	109	1	20
Odell Beckham Jr.	5	118	0	44
Kadron Boone	1	13	0	13
Travin Dural	1	8	0	8
Connor Neighbors	1	3	0	3

PUNTING	No.	Yds.	Avg.	Long	I20
Jamie Keehn	3	119	39.7	48	1

FIELD GOALS	Att.	Made	Long	KICKS
Cody Delahoussaye	3	3	28	Made 28, 23, 23

ALL RETURNS	Punts			Kickoffs			Intercepted		
	No.	Yds.	Lg.	No.	Yds.	Lg.	No.	Yds.	Lg.
Odell Beckham Jr.	0	0	0	4	136	75	0	0	0
Jalen Mills	0	0	0	0	0	0	1	-1	0

## TCU

RUSHING	Att.	Gain	Lost	Net	TD	Long
B.J. Catalon	8	53	1	52	1	26
Waymon James	6	33	0	33	1	15
Casey Pachall	2	16	0	16	0	13
Trevone Boykin	10	32	19	13	0	9

PASSING	Att.	Comp	Int.	Yds.	TD	Long	Sacks
Casey Pachall	9	16	1	75	0	25	0
Trevonne Boykin	6	12	0	70	0	35	1

RECEIVING	No.	Yds.	TD	Long
Brandon Carter	4	44	0	25
B.J. Catalon	3	22	0	11
Josh Doctson	2	43	0	35
Deante Gray	2	10	0	6
David Porter	1	9	0	9
Ty Slania	1	8	0	8
Griffin Gilbert	1	7	0	7
Waymon James	1	2	0	2

PUNTING	No.	Yds.	Avg.	Long	I20
Ethan Perry	4	167	41.8	49	2

FIELD GOALS	Att.	Made	Long	KICKS
Jaden Oberkrom	2	2	39	Made 39, 21

ALL RETURNS	Punts			Kickoffs			Intercepted		
	No.	Yds.	Lg.	No.	Yds.	Lg.	No.	Yds.	Lg.
B.J. Catalon	0	0	0	4	159	100	0	0	0
Brandon Carter	0	0	0	1	10	12	0	0	0

## No. 12 LSU Wins Cowboys Classic, 37-27

**Zach Mettenberger** connected on 16-of-32 passes for 251 yards and the LSU defense limited TCU to 249 total yards as the 12th-ranked Tigers opened 2013 with a 37-27 victory over the 20th-ranked Horned Frogs in the Cowboys Classic. LSU never trailed in the contest as the Tigers kicked a field goal on the opening possession of the game and then recovered a TCU fumble on the ensuing kickoff. LSU tacked on another field goal for a 6-0 advantage before TCU took an offensive snap. After TCU pulled to within 6-3, **J.C. Copeland** extended the lead to 13-3 on a 1-yard dive to cap a 7-play, 80-yard drive for the Tigers. However, TCU responded on the very next play, returning the kickoff 100 yards to cut the margin to 13-10. LSU tacked on a third first half field goal as time expired in the second quarter for a 16-10 lead at halftime. After a **Jalen Mills** interception on TCU's first play of the second half, LSU's **Terrence Magee** raced 52-yards for a TD to stretch the lead to 23-10. TCU hung around, scoring on its next possession to get back to within 23-17. Another Magee TD run, this time a 3-yarder, stretched the lead to 30-17 late in the third quarter. A defensive stop by the Tigers forced TCU to punt on its next possession, pinning LSU inside its 5-yard line. A miscue on the quarterback exchange on a handoff to **Alfred Blue** resulted in a fumble at LSU's own 6-yard line. TCU scored two plays later to cut the deficit to 30-24 with 13 minutes to play. TCU kicked a field goal midway through the fourth quarter to get to within 30-27; however **Odell Beckham Jr.** returned the ensuing kickoff 75 yards to setup a 20-yard TD pass from Mettenberger to **Jarvis Landry** that sealed the victory for the Tigers. Mettenberger engineered an LSU offense that racked up 80 plays, 26 first downs, 448 yards of offense (197 rushing, 251 passing), and held the ball for 36 minutes. Defensively, LSU limited TCU to 249 total yards (114 rushing, 145 passing) and only 54 total plays. Magee led LSU with 95 rushing yards, while Landry caught 8 passes for 109 yards and score and Beckham Jr. added five receptions for 118 yards. Beckham Jr. accounted for 272 all-purpose yards, the sixth-highest total in school history.

## Scoring

LSU	6	10	14	7	-	37
TCU	3	7	7	10	-	27
LSU	9:29	1Q	Delahoussaye 23 yd FG			
LSU	8:29	1Q	Delahoussaye 28 yd FG			
TCU	2:14	1Q	Oberkrom 21 yd FG			
LSU	13:41	2Q	Copeland 1 yd run (Delahoussaye kick)			
TCU	13:26	2Q	Catalon 100 yd kickoff return (Oberkrom kick)			
LSU	00:00	2Q	Delahoussaye 23 yd FG			
LSU	13:11	3Q	Magee 52 yd run (Delahoussaye Kick)			
TCU	8:58	3Q	Catalon 26 yd run (Oberkrom Kick)			
LSU	2:49	3Q	Magee 3 yd run (Delahoussaye Kick)			
TCU	13:04	4Q	James 5 yd run (Oberkrom Kick)			
TCU	7:35	4Q	Oberkrom 39 yd fg			
LSU	6:09	4Q	Landry 20 yd pass from Mettenberger (Delahoussaye Kick)			

## Team Stats

	TCU	LSU
FIRST DOWNS	13	26
RUSHING	7	9
PASSING	5	14
PENALTY	1	3
RUSHING ATTEMPTS	26	48
YARDS GAINED RUSHING	134	226
YARDS LOST RUSHING	20	29
NET YARDS RUSHING	114	197
NET YARDS PASSING	145	251
PASSES ATTEMPTED	28	32
PASSES COMPLETED	15	16
HAD INTERCEPTED	1	0
TOTAL OFFENSIVE PLAYS	54	80
TOTAL NET YARDS	259	448
AVERAGE GAIN PER PLAY	4.8	5.6
FUMBLES/LOST	3/1	1/1
PENALTIES/YARDS	9/55	7/42
INTERCEPTIONS/YARDS	0/0	1/-1
PUNTS/YARDS	4/167	3/119
AVERAGE PER PUNT	41.8	39.7
PUNT RETURNS/YARDS	0/0	0/0
KICKOFF RETURNS/YARDS	5/169	4/136
POSSESSION TIME	23:59	36:01
THIRD-DOWN CONVERSIONS	7/13	13/19
FOURTH-DOWN CONVERSIONS	0/0	0/0
SACKS BY	2/16	1/9

# Game 2

UAB 17  
#9/11 LSU 56

Sept. 7, 2013  
Tiger Stadium  
Baton Rouge, La.  
90,037

## LSU

RUSHING	Att.	Gain	Lost	Net	TD	Long
Kenny Hilliard	11	54	0	54	1	14
Jeremy Hill	6	50	0	50	1	15
Zach Mettenberger	3	17	0	17	0	10
Odell Beckham Jr.	1	15	0	15	0	15
Jeryl Brazil	2	10	0	10	0	9
Alfred Blue	3	9	1	8	0	5
Terrence Magee	4	9	2	7	0	4
J.C. Copeland	1	3	0	3	0	3
TEAM	1	0	1	-1	0	0
Anthony Jennings	2	4	15	-11	0	4

PASSING	Att.	Comp	Int	Yds	TD	Long	Sacks
Zach Mettenberger	16	19	0	282	5	49	0
Anthony Jennings	1	1	0	11	0	11	0

RECEIVING	No.	Yds.	TD	Long
Odell Beckham Jr.	5	136	3	49
Jarvis Landry	5	71	2	24
Connor Neighbors	1	16	0	16
Terrence Magee	1	15	0	15
DeSean Smith	1	14	0	14
Travin Dural	1	13	0	13
J.C. Copeland	1	12	0	12
Quantavius Leslie	1	11	0	11
Dillon Gordan	1	5	0	5

PUNTING	No.	Yds.	Avg.	Long	I20
Jamie Keehn	4	171	42.8	58	1

ALL RETURNS	Punts			Kickoffs			Intercepted		
	No.	Yds.	Lg.	No.	Yds.	Lg.	No.	Yds.	Lg.
Odell Beckham	3	59	60	1	21	21	0	0	0

## UAB

RUSHING	Att.	Gain	Lost	Net	TD	Long
Darrin Reaves	14	84	0	84	1	24
Jordan Howard	14	60	0	60	0	15
Greg Franklin	9	31	1	30	0	11
Darius Powell	1	5	0	5	0	5
Santonio Jones	1	1	0	1	0	1
Jonathan Perry	1	0	6	-6	0	0
Austin Borwn	1	0	14	-14	0	0

PASSING	Att.	Comp	Int.	Yds.	TD	Long	Sacks
Austin Brown	9	24	0	136	1	41	3
TEAM	0	1	0	0	0	0	0

RECEIVING	No.	Yds.	TD	Long
Jamarcus Nelson	3	42	1	41
Jordan Howard	1	44	0	33
Darrin Reaves	2	25	0	13
Kennard Backman	1	13	0	13
Greg Franklin	1	12	0	12

PUNTING	No.	Yds.	Avg.	Long	I20
Ty Long	5	196	39.2	46	1
Hunter Mullins	3	135	45.0	53	1

FIELD GOALS	Att.	Made	Long	KICKS
Ty Long	1	2	24	Made 24, Missed 59

ALL RETURNS	Punts			Kickoffs			Intercepted		
	No.	Yds.	Lg.	No.	Yds.	Lg.	No.	Yds.	Lg.
Jamarcus Nelson	1	2	2	1	9	9	0	0	0

## Mettenberger Fires Five TDs as LSU Rolls Past UAB, 56-17

**Zach Mettenberger** threw for a school-record five TD passes and **Odell Beckham Jr.** scored four touchdowns and racked up 331 all-purpose yards as No. 9/11 LSU rolled past UAB, 56-17, in the home-opener for the Tigers. LSU never trailed in the contest as the Tigers raced out to a 21-0 lead after the first quarter thanks to pair of Mettenberger-to-Beckham TD passes followed by a 1-yard run by **Kenny Hilliard**. LSU, which scored touchdowns on five straight first half possessions, extended the advantage to 28-0 on a 3-yard TD run by **Jeremy Hill** early in the second quarter. UAB scored 17 points in the second quarter to get to within 35-17 at halftime. Beckham scored his third TD of the game on a 27-yard pass from Mettenberger to open the third quarter for the Tigers, stretching the lead to 42-17. A Mettenberger-to-**Jarvis Landry** 14-yard TD pass midway through the third quarter increased the lead to 49-17 and broke the school's single-game touchdown pass record in the process. **Beckham Jr.** capped the scoring for the Tigers with a school-record 100-yard return of a missed 59-yard field goal by UAB to run the advantage to 56-17. The 100-yard return was the first of its kind in LSU history and pushed Beckham's all-purpose yardage to 331, the third-highest total in school history. For the game, LSU piled up 445 total yards (152 rushing, 293 passing), while limiting UAB to 296 total yards (160 rushing, 136 passing). Mettenberger hit on 16-of-19 passes for 282 yards and five scores with Beckham Jr. (5 for 136, 3 TDs) and Landry (5 for 71, 2 TDs) being the top targets. A total of nine players caught at least one pass for the Tigers. Hilliard led LSU in rushing with 54 yards on 11 carries, while Hill added 50 yards on six attempts. **Lamin Barrow** and **Lamar Louis** led the LSU defense with seven tackles apiece, while **Jermauria Rasco** had six tackles, two quarterback hurries and a sack.

## Scoring

UAB	0	17	0	0	- 17
LSU	21	14	21	0	- 56

LSU	6:13	1Q	Beckham Jr. 29 pass from Mettenberger (Delahoussaye Kick)
LSU	2:29	1Q	Beckham Jr. 22 pass from Mettenberger (Delahoussaye Kick)
LSU	00:00	1Q	Hilliard 1 yd run (Delahoussaye Kick)
LSU	14:20	2Q	Hill 3 yd run (Delahoussaye Kick)
UAB	11:11	2Q	Reaves 11 yd run (Long Kick)
LSU	8:01	2Q	Landry 24 pass from Mettenberger (Delahoussaye Kick)
UAB	5:19	2Q	Nelson 41 pass from Brown (Long Kick)
UAB	00:00	2Q	Long 24 yd fg
LSU	12:02	3Q	Beckham Jr. 27 pass from Mettenberger (Delahoussaye Kick)
LSU	6:16	3Q	Landry 14 pass from Mettenberger (Delahoussaye Kick)
LSU	2:11	3Q	Beckham Jr. 100 yd missed FG return (Delahoussaye Kick)

## Team Stats

	UAB	LSU
FIRST DOWNS	17	22
RUSHING	8	9
PASSING	7	11
PENALTY	2	2
RUSHING ATTEMPTS	43	34
YARDS GAINED RUSHING	181	171
YARDS LOST RUSHING	21	19
NET YARDS RUSHING	160	152
NET YARDS PASSING	136	293
PASSES ATTEMPTED	25	20
PASSES COMPLETED	9	17
HAD INTERCEPTED	0	0
TOTAL OFFENSIVE PLAYS	68	54
TOTAL NET YARDS	296	445
AVERAGE GAIN PER PLAY	4.4	8.2
FUMBLES/LOST	1/1	2/1
PENALTIES/YARDS	5/35	5/45
INTERCEPTIONS/YARDS	0/0	0/0
PUNTS/YARDS	8/331	4/171
AVERAGE PER PUNT	41.4	42.8
PUNT RETURNS/YARDS	1/2	3/59
KICKOFF RETURNS/YARDS	1/9	1/21
POSSESSION TIME	33:30	26:30
THIRD-DOWN CONVERSIONS	5/16	4/8
FOURTH-DOWN CONVERSIONS	1/2	0/0
SACKS BY	0/0	3/14

# Game 3

Kent State	13
#8 LSU	45
	F

Sept. 14, 2013  
Tiger Stadium  
Baton Rouge, La.  
89,113

## LSU

RUSHING	Att.	Gain	Lost	Net	TD	Long
Jeremy Hill	11	119	2	117	2	58
Terrence Magee	9	108	0	108	1	25
Alfred Blue	10	56	0	56	0	11
Anthony Jennings	1	17	0	17	0	17
Kenny Hilliard	4	12	0	12	0	6
Team	2	0	3	-3	0	0

PASSING	Att.	Comp	Int	Yds	TD	Long	Sacks
Zach Mettenberger	13	18	0	264	3	52	0

RECEIVING	No.	Yds.	TD	Long
Odell Beckham Jr.	5	76	1	22
Jarvis Landry	4	66	2	31
Connor Neighbors	1	52	0	52
Travin Dural	1	36	0	36
Travis Dickson	1	28	0	28
J.C. Copeland	1	6	0	6

PUNTING	No.	Yds.	Avg.	Long	I20
Jamie Keehn	1	33	33.0	33	0

FIELD GOALS	Att.	Made	Long	KICKS
Cody Delahoussaye	1	1	25	Made 25

Punts			Kickoffs			Intercepted		
No.	Yds.	Lg.	No.	Yds.	Lg.	No.	Yds.	Lg.
Travin Dural	2	3	5	0	0	0	0	0
Odell Beckham Jr.	2	9	8	1	14	14	0	0

## Kent State

RUSHING	Att.	Gain	Lost	Net	TD	Long
Trayion Durham	18	41	5	36	0	6
Anthony Meray	5	18	1	17	0	8
Colin Rearon	8	30	20	10	1	14
Team	1	0	5	-5	0	0

PASSING	Att.	Comp	Int.	Yds.	TD	Long	Sacks
Colin Reardon	20	29	0	190	0	25	2

RECEIVING	No.	Yds.	TD	Long
Ernest Calhoun	4	24	0	7
Josh Boyle	3	53	0	25
Chris Humphrey	3	14	0	16
Tyshon Goode	2	21	0	12
Trayion Durham	2	17	0	15
Casey Pierce	2	11	0	9
Tim Erjavec	1	19	0	19
Anthony Meray	1	13	0	13
William Wood	1	11	0	11
Dri Archer	1	7	0	7

PUNTING	No.	Yds.	Avg.	Long	I20
Anthony Melchiori	6	235	39.2	62	2

FIELD GOALS	Att.	Made	Long	KICKS
Anthony Melchiori	2	3	37	Made 36, Made 37, Missed 48

Punts			Kickoffs			Intercepted		
No.	Yds.	Lg.	No.	Yds.	Lg.	No.	Yds.	Lg.
Darius Polk	0	0	0	1	14	14	0	0
Ernest Calhoun	0	0	0	2	43	23	0	0

## No. 8 LSU Runs Past Kent State, 45-13

LSU racked up a season-high 571 total yards, including 307 on the ground, as the eighth-ranked Tigers jumped out to a 21-0 first quarter lead and never trailed in a 45-13 win over Kent State in Tiger Stadium. LSU improved to 3-0 with the win and ran the nation's longest non-conference regular-season winning streak to 44. LSU also ran its record to 34-0 under Les Miles in non-conference regular-season games. LSU scored on its first five possessions as the Tigers built a 31-10 lead at halftime. **Jeremy Hill** scored on runs of 58 and 12 yards in the first quarter, while **Jarvis Landry** caught first half TD passes of 21 and 31 yards for Zach Mettenberger. **Colby Delahoussaye** added a 25-yard field goal as the Tigers built a 31-10 lead at halftime. **Odell Beckham Jr.** scored on a 5-yard pass from Mettenberger to open the fourth quarter and **Terrence Magee** added a 12-yard TD run to cap the scoring for the Tigers. Hill led LSU with 117 rushing yards and a pair of TDs, while Magee had his first career 100-yard game with 108 yards and a score. Mettenberger connected on 13-of-18 passes for 264 yards and three TDs. For the game, the Tigers averaged 10.4 yards per play, the second-highest single-game total in school history. Defensively, LSU limited Kent State to 248 total yards (58 rushing, 190 passing). **Ego Ferguson** led the Tigers with 8 tackles, 1.5 tackles for loss and a sack.

## Scoring

Kent State	0	10	3	0	- 13
LSU	21	10	0	14	- 45

LSU	12:19	1Q	Hill 58 yd run (Delahoussaye Kick)
LSU	8:16	1Q	Landry 21 yd pass from Mettenberger (Delahoussaye Kick)
LSU	2:36	1Q	Hill 12 yd run (Delahoussaye Kick)
KSU	12:59	2Q	Reardon 2 yd run (Melchiori Kick)
LSU	10:03	2Q	Delahoussaye 25 yd fg
LSU	4:14	2Q	Landry 31 yd pass from Mettenberger (Delahoussaye Kick)
KSU	0:17	2Q	Melchiori 37 yd fg
KSU	3:16	3Q	Melchiori 36 yd fg
LSU	14:55	4Q	Beckham Jr. 5 pass from Mettenberger (Delahoussaye Kick)
LSU	10:44	4Q	Magee 12 yd run

## Team Stats

	KSU	LSU
FIRST DOWNS	16	26
RUSHING	4	14
PASSING	11	10
PENALTY	1	2
RUSHING ATTEMPTS	32	37
YARDS GAINED RUSHING	89	312
YARDS LOST RUSHING	31	5
NET YARDS RUSHING	58	307
NET YARDS PASSING	190	264
PASSES ATTEMPTED	29	18
PASSES COMPLETED	20	13
HAD INTERCEPTED	0	0
TOTAL OFFENSIVE PLAYS	61	55
TOTAL NET YARDS	248	571
AVERAGE GAIN PER PLAY	4.1	10.4
FUMBLES/LOST	2-0	1-1
PENALTIES/YARDS	10/90	11/86
INTERCEPTIONS/YARDS	0/0	0/0
PUNTS/YARDS	6/235	1/33
AVERAGE PER PUNT	39.2	33
PUNT RETURNS/YARDS	0/0	4/12
KICKOFF RETURNS/YARDS	3/57	1/14
POSSESSION TIME	34:23	25:37
THIRD-DOWN CONVERSIONS	4/14	4/6
FOURTH-DOWN CONVERSIONS	1/1	0/0
SACKS BY	0/0	2/20

# Game 4

Auburn	21
#6/7 LSU	35
	F

Sept. 21, 2013  
Tiger Stadium  
Baton Rouge, La.  
92,638

## LSU

RUSHING	Att.	Gain	Lost	Net	TD	Long
Jeremy Hill	25	191	7	184	3	54
Alfred Blue	4	24	0	24	0	11
Kenny Hilliard	4	12	0	12	0	7
Terrence Magee	3	9	0	9	0	3
Seth Fruge	1	8	0	8	0	8
J.C. Copeland	1	1	0	1	1	1
Team	2	0	3	-3	0	0
Zach Mettenberger	4	0	7	-7	0	0

PASSING	Att.	Comp	Int	Yds	TD	Long	Sacks
Zach Mettenberger	14	22	1	229	1	45	2

RECEIVING	No.	Yds.	TD	Long
Jarvis Landry	7	118	1	32
Odell Beckham Jr.	5	59	0	22
Travis Dickson	1	45	0	45
J.C. Copeland	1	7	0	7

PUNTING	No.	Yds.	Avg.	Long	I20
Jamie Keehn	6	229	38.2	53	3

FIELD GOALS	Att.	Made	Long	KICKS
none				

ALL RETURNS	Punts			Kickoffs			Intercepted		
	No.	Yds.	Lg.	No.	Yds.	Lg.	No.	Yds.	Lg.
Odell Bekcham Jr.	1	10	10	1	19	19	0	0	0
Craig Loston	0	0	0	0	0	0	1	5	5
Jalen Mills	0	0	0	0	0	0	1	-5	0

## Auburn

RUSHING	Att.	Gain	Lost	Net	TD	Long
Tre Mason	26	134	2	132	2	17
Nick Marshall	14	56	10	46	0	15
Cameron Artis-Payne	7	51	0	41	1	12
Corey Grant	2	9	0	9	0	7
Ricardo Louis	1	2	0	2	0	2
Kiehl Frazier	1	0	1	-1	0	0
Steven Clark	1	0	16	-16	0	0

PASSING	Att.	Comp	Int.	Yds.	TD	Long	Sacks
Nick Marshall	33	17	2	224	0	52	1

RECEIVING	No.	Yds.	TD	Long
Ricardo Louis	5	24	0	9
Sammie Coates	4	139	0	52
Tony Stevens	2	21	0	12
Marcus Davis	2	21	0	11
Tre Mason	2	13	0	8
Quan Bray	1	6	0	6
Trovon Reed	1	0	0	0

PUNTING	No.	Yds.	Avg.	Long	I20
Steven Clark	6	261	43.5	54	1

FIELD GOALS	Att.	Made	Long	KICKS
none				

ALL RETURNS	Punts			Kickoffs			Intercepted		
	No.	Yds.	Lg.	No.	Yds.	Lg.	No.	Yds.	Lg.
Quan Bray	5	5	5	0	0	0	0	0	0
Tre Mason	0	0	0	1	14	14	0	0	0
Jermaine Whitehead	0	0	0	0	0	0	1	0	0

## Hill Carries LSU Past Auburn In SEC Opener, 35-21

**Jeremy Hill** rushed for a career-high 184 yards as the No. 6/7 Tigers raced out to a 21-0 lead and then held off a late Auburn rally for a 35-21 victory in a rain-soaked Tiger Stadium. For the fourth straight game, LSU scored first as the Tigers took a 7-0 lead on their first possession of the game when Hill raced 49-yards for a TD on LSU's third play of the game. Auburn's punter muffed the snap on its next possession, giving LSU the ball at the Auburn 10-yard line. One play later, Hill scampered 10 yards for the score and a 14-0 LSU advantage. LSU stretched the lead to 21-0 after a 54-yard run by Hill setup a 1-yard scoring plunge by fullback **J.C. Copeland** early in the second quarter. The scored remained that way until early in the third quarter when Auburn got its first points following a **Zach Mettenberger** interception. LSU answered the Auburn TD with a 7-play, 75-yard drive capped on a 6-yard run by Hill, extending the cushion back to three touchdowns at 28-7. Auburn pulled to within 28-14 on a 10-play, 94-yard drive. However, LSU answered again, this time going 81 yards on 7 plays capped with a Mettenberger 32-yard TD toss to **Jarvis Landry** to extend the margin to 35-14. Auburn scored midway through the fourth quarter on pull to within 35-21, however, LSU's defense came up with an interception and then stopped Auburn on downs on its final two possessions to clinch the victory. For the game, LSU racked up 457 total yards (228 rushing, 229 passing). Mettenberger connected on 14-of-22 passes for 229 yards, one TD and an interception, his first of the year. Landry led the Tigers with seven receptions for 118 yards and a score. Defensively, LB **D.J. Welter** and LB **Lamin Barrow** each had 11 tackles to pace the Tigers.

## Scoring

Auburn	0	0	14	7	- 21
LSU	14	7	7	7	- 35

LSU	11:16	1Q	Hill 49 yd run (Delahoussaye Kick)
LSU	9:56	1Q	Hill 10 yd run (Delahoussaye Kick)
LSU	12:34	2Q	Copeland 1 yd run (Delahoussaye Kick)
AU	12:39	3Q	Mason 2 yd run (Parkey Kick)
LSU	10:08	3Q	Hill 6 yd run (Delahoussaye Kick)
AU	3:00	3Q	Mason 2 yd run (Parkey Kick)
LSU	14:52	4Q	Landry 32 yd pass from Mettenberger (Delahoussaye Kick)
AU	6:33	4Q	Artis-Payne 12 yd run (Parkey Kick)

## Team Stats

	Auburn	LSU
FIRST DOWNS	21	16
RUSHING	11	5
PASSING	9	9
PENALTY	1	2
RUSHING ATTEMPTS	52	44
YARDS GAINED RUSHING	242	245
YARDS LOST RUSHING	29	17
NET YARDS RUSHING	213	228
NET YARDS PASSING	224	229
PASSES ATTEMPTED	33	22
PASSES COMPLETED	17	14
HAD INTERCEPTED	2	1
TOTAL OFFENSIVE PLAYS	85	66
TOTAL NET YARDS	437	457
AVERAGE GAIN PER PLAY	5.1	6.9
FUMBLES/LOST	3/1	2/1
PENALTIES/YARDS	5/44	10/85
INTERCEPTIONS/YARDS	1/0	2/0
PUNTS/YARDS	6/261	6/229
AVERAGE PER PUNT	43.5	38.2
PUNT RETURNS/YARDS	5/5	0/0
KICKOFF RETURNS/YARDS	1/14	1/19
POSSESSION TIME	30:49	20:11
THIRD-DOWN CONVERSIONS	6/17	5/13
FOURTH-DOWN CONVERSIONS	1/5	0/1
SACKS BY	2/6	1/8

# Game 5

#6 LSU	41
#9/10 Georgia	44
	F

Sept. 28, 2013  
Sanford Stadium  
Athens, Ga.  
92,746

## LSU

RUSHING	Att.	Gain	Lost	Net	TD	Long
Jeremy Hill	21	90	4	86	1	16
Kenny Hilliard	4	11	0	11	1	4
Alfred Blue	1	6	0	6	0	6
Terrence Magee	3	9	3	6	0	5
J.C. Copeland	1	1	0	1	0	1
Zach Mettenberger	4	0	26	-26	0	0

PASSING	Att.	Comp	Int	Yds	TD	Long	Sacks
Zach Mettenberger	23	37	0	372	3	48	4

RECEIVING	No.	Yds.	TD	Long
Jarvis Landry	10	156	1	39
Odell Beckham Jr.	6	118	0	27
Jeremy Hill	4	44	0	23
Kadron Boone	2	52	2	48
Terrence Magee	1	2	0	2

PUNTING	No.	Yds.	Avg.	Long	I20
Jamie Keehn	2	86	43.0	44	1

FIELD GOALS	Att.	Made	Long	KICKS
Colby Delahoussaye	2	2	49	Made 49, 39

ALL RETURNS	Punts			Kickoffs			Intercepted		
	No.	Yds.	Lg.	No.	Yds.	Lg.	No.	Yds.	Lg.
Odell Beckham Jr.	1	-4	0	7	175	33	0	0	0
Anthony Johnson	0	0	0	0	0	0	1	4	4

## Georgia

RUSHING	Att.	Gain	Lost	Net	TD	Long
Keith Marshall	20	97	1	96	0	19
Todd Gurley	8	76	3	73	0	23
J.J. Green	1	18	0	18	0	18
Aaron Murray	3	12	3	9	1	11
Brendan Douglas	2	2	0	2	0	2

PASSING	Att.	Comp	Int.	Yds.	TD	Long	Sacks
Aaron Murray	20	34	1	298	4	33	0

RECEIVING	No.	Yds.	TD	Long
Chris Conley	5	112	1	33
J. Scott-Wesley	4	55	1	25
Arthur Lynch	3	40	0	21
Michael Bennett	3	38	2	21
Reggie Davis	1	24	0	24
Todd Gurley	1	13	0	13
Rhett McGowan	1	10	0	10
Jay Rome	1	6	0	6
Keith Marshall	1	0	0	0

PUNTING	No.	Yds.	Avg.	Long	I20
Collin Barber	2	97	48.5	49	0

FIELD GOALS	Att.	Made	Long	KICKS
Marshall Morgan	3	3	55	Made 25, 38, 55

ALL RETURNS	Punts			Kickoffs			Intercepted		
	No.	Yds.	Lg.	No.	Yds.	Lg.	No.	Yds.	Lg.
Reggie Davis	0	0	0	3	51	19	0	0	0
Kyle Karempelis	0	0	0	1	23	23	0	0	0

## Mettenberger and Tigers Come Up Short In Shoot-Out With No. 9 Georgia, 44-41

**Zach Mettenberger** threw for a career-high 372 yards and three TDs but LSU's last-minute chance at a comeback came up short as the sixth-ranked Tigers dropped a 44-41 road decision to No. 9 Georgia. In a game that featured five ties, five lead changes and with neither team leading by more than a touchdown at any point in the contest, LSU looked in position to win the game by taking a 41-37 advantage on an 8-yard run by **Jeremy Hill** with just over four minutes remaining. Georgia responded, going 75 yards on six plays to regain the lead at 44-41 on a 25-yard TD pass with 1:47 left in the contest setting up one last chance for Mettenberger and the Tigers. After a first down that got the Tigers their own 35-yard line, LSU turned the ball over on downs following four straight incompletions and Georgia ran out the clock for the victory. The game went back-and-forth from the start as Georgia scored on its first possession to take a 7-0 lead. LSU tied the game at 7-7 on its next possession starting a see-saw battle that had the teams tied at 14-14 at the end of the first quarter. Georgia led 24-17 at halftime as the scored on a 1-yard run with 20 seconds left in the second quarter. Down 27-20 in the third quarter, Mettenberger connected with **Jarvis Landry** on a 39-yard pass to tie the game at 27-27 late in the third quarter. **Kenny Hilliard** tied the contest at 34-34 on a 2-yard run early in the fourth quarter, but the Bulldogs answered with a 38-yard field goal just four minutes later to regain the lead at 37-34 with 8:09 to go. Mettenberger then guided LSU on a 75-yard, 8-play drive capped with Hill's 8-yard TD run that put the Tigers up 41-37 with four minutes to play. For the game, Mettenberger connected on 23-of-37 passes for 372 yards and three scores. Landry led LSU with 10 catches for 156 yards, while **Odell Beckham Jr.** had six receptions for 118 yards. Hill rushed for 86 yards and a TD for the Tigers. The 41 points marked the most by an LSU team in a loss in a regulation game in school history.

## Scoring

LSU	14	3	10	14	- 41
Georgia	14	10	10	10	- 44
UGA	11:40	1Q	Bennett 5 yd pass from Murray (Morgan Kick)		
LSU	8:52	1Q	Boone 48 yd pass from Mettenberger (Delahoussaye Kick)		
LSU	2:51	1Q	Boone 2 yd pass from Mettenberger (Delahoussaye Kick)		
UGA	00:55	1Q	Conley 25 yd pass from Murray (Morgan Kick)		
UGA	8:16	2Q	Morgan 24 yd fg		
LSU	3:51	2Q	Delahoussaye 49 yd fg		
UGA	00:20	2Q	Murray 1 yd run (Morgan Kick)		
LSU	9:50	3Q	Delahoussaye 39 yd fg		
UGA	6:42	3Q	Morgan 55 yd fg		
LSU	3:40	3Q	Landry 39 yd pass from Mettenberger (Delahoussaye Kick)		
UGA	1:33	3Q	Bennett 21 yd pass from Murray (Morgan Kick)		
LSU	12:17	4Q	Hilliard 2 yd run (Delahoussaye Kick)		
UGA	8:09	4Q	Morgan 38 yd fg		
LSU	4:14	4Q	Hill 8 yd run (Delahoussaye Kick)		
UGA	1:47	4Q	Scott-Wesley 25 yd pass from Murray (Morgan Kick)		

## Team Stats

	LSU	UGA
FIRST DOWNS	22	28
RUSHING	5	10
PASSING	17	16
PENALTY	0	2
RUSHING ATTEMPTS	36	36
YARDS GAINED RUSHING	117	205
YARDS LOST RUSHING	40	9
NET YARDS RUSHING	77	196
NET YARDS PASSING	372	298
PASSES ATTEMPTED	37	34
PASSES COMPLETED	23	23
HAD INTERCEPTED	0	1
TOTAL OFFENSIVE PLAYS	73	70
TOTAL NET YARDS	449	494
AVERAGE GAIN PER PLAY	6.2	7.1
FUMBLES/LOST	2/1	1/0
PENALTIES/YARDS	5/40	5/35
INTERCEPTIONS/YARDS	1/4	0/0
PUNTS/YARDS	2/86	2/97
AVERAGE PER PUNT	43.0	48.5
PUNT RETURNS/YARDS	1/4	0/0
KICKOFF RETURNS/YARDS	7/175	4/74
POSSESSION TIME	31:33	28:27
THIRD-DOWN CONVERSIONS	10/15	4/11
FOURTH-DOWN CONVERSIONS	0/1	4/11
SACKS BY	0/0	4/26

# Game 6

#10/11 LSU	59
Mississippi State	26
	F

Oct. 5, 2013  
Davis Wade Stadium  
Starkville, Miss.  
57,113

## LSU

RUSHING	Att.	Gain	Lost	Net	TD	Long			
Jeremy Hill	16	157	0	157	2	69			
Kenny Hilliard	6	45	6	39	3	34			
Alfred Blue	6	33	2	31	1	17			
Terrence Magee	6	19	1	18	0	13			
J.C. Copeland	1	0	0	0	0	0			
Connor Neighbors	1	0	1	-1	0	0			
Zach Mettenberger	3	0	21	-21	0	0			
PASSING	Att.	Comp	Int	Yds	TD	Long	Sacks		
Zach Mettenberger	25	29	1	340	2	33	3		
RECEIVING	No.	Yds.	TD	Long					
Odell Beckham Jr.	9	179	2	33					
Jarvis Landry	8	96	0	26					
Jeremy Hill	3	13	0	18					
Alfred Blue	2	19	0	12					
Travin Dural	1	21	0	21					
Travis Dickson	1	6	0	6					
J.C. Copeland	1	6	0	6					
PUNTING	No.	Yds.	Avg.	Long	I20				
Jamie Keehn	2	93	46.5	49	0				
FIELD GOALS	Att.	Made	Long	KICKS					
Colby Delahoussaye	1	1	29	Made 29					
Punts			Kickoffs			Intercepted			
No.	Yds.	Lg.	No.	Yds.	Lg.	No.	Yds.	Lg.	
0	0	0	0	0	0	1	40	40	
0	0	0	5	111	29	0	0	0	

## Mississippi State

RUSHING	Att.	Gain	Lost	Net	TD	Long			
Dak Prescott	12	103	0	103	1	28			
LaDarius Perkins	10	83	2	81	0	32			
Josh Robinson	6	43	3	40	0	20			
Brandon Holloway	1	1	0	1	0	1			
TEAM	1	0	2	-2	0	0			
Tyler Russell	6	20	27	-7	0	15			
PASSING	Att.	Comp	Int.	Yds.	TD	Long	Sacks		
Dak Prescott	9	20	1	106	0	22	0		
Tyler Russell	7	11	0	146	2	59	3		
RECEIVING	No.	Yds.	TD	Long					
Jameon Lewis	7	111	1	22					
Joe Morrow	3	30	0	16					
De'Runnya Wilson	2	80	1	59					
Malcom Johnson	2	19	0	0					
Jeremy Chappelle	1	8	0	8					
Robert Johnson	1	4	0	4					
PUNTING	No.	Yds.	Avg.	Long	I20				
Baker Swedenburg	1	42	42.0	42	0				
FIELD GOALS	Att.	Made	Long	KICKS					
Devon Bell	2	3	35	Made 22, 35 Missed 42					
Punts				Kickoffs			Intercepted		
ALL RETURNS	No.	Yds.	Lg.	No.	Yds.	Lg.	No.	Yds.	Lg.
Jameon Lewis	1	0	0	3	90	46	0	0	0
Robert Johnson	0	0	0	1	19	19	0	0	0
Nickoe Whitley	0	0	0	0	0	0	1	0	0

## LSU Uses Fourth Quarter Outburst to Blow Out Mississippi State, 59-26

LSU blew open a tight game at halftime by outscoring Mississippi State 31-3 in the second half on its way to a 59-26 win over the Bulldogs in Starkville. The win was the 14th straight and the 21st in 22 tries for LSU over Mississippi State. In another offensive shootout, LSU came out on top this time around as the Tigers combined the passing of **Zach Mettenberger** along with a 100-yard rushing effort by **Jeremy Hill** to wear down the Bulldogs. LSU scored touchdowns on its first three possessions, two coming from **Kenny Hilliard**, to build a 21-9 advantage early in the second quarter. LSU's next three possessions came up empty and Mississippi State took advantage, taking a 23-21 lead at the 6:28 mark in the second quarter on a 59-yard passing play. LSU regained the lead just before halftime at 28-23 when Mettenberger led the Tigers on a 9-play, 70-yard drive capped with a 14-yard TD pass to **Odell Beckham Jr.** LSU never trailed again as the teams exchanged field goals in the third quarter before LSU used a 28-point fourth quarter scoring outburst to put the game out of reach. Beckham Jr. stared the scoring for the Tigers in the final stanza with a 33-yard TD reception from Mettenberger. Hill followed with a 5-yard run following an interception by **Tre'Davious White** to run the lead to 45-26. **Alfred Blue** with a 17-yard run and Hilliard with his third rushing TD, a 4-yard scamper, closed out the scoring for the Tigers in what was the most points by an LSU team in a league game since 1997 (63 vs. Kentucky). For the game, LSU racked up 563 total yards with Mettenberger passing for 340 yards and 2 scores and Hill rushing for 157 yards and a pair of TDs. Hilliard scored three times and Beckham Jr. caught nine passes for 179 yards and a pair of TDs.

## Scoring

LSU	14	14	3	28	- 59
Mississippi St.	9	14	3	0	- 26

LSU	10:02	1Q	Hilliard 3 yd run (Dealhoussaye Kick)
MSU	8:42	1Q	Prescott 28 yd run (Prescott Pass Failed)
LSU	7:18	1Q	Hill 69 yd run (Delahoussaye Kick)
MSU	3:04	1Q	Bell 35 yd fg
LSU	14:51	2Q	Hilliard 34 yd run (Delahoussaye Kick)
MSU	11:29	2Q	Lewis 20 y d pass from Russell (Bell Kick)
MSU	6:28	2Q	Wilson 59 yd pass from Russell (Bell Kick)
LSU	00:17	2Q	Beckham Jr. 14 yd pass from Mettenberger (Delahoussaye Kick)
MSU	12:01	3Q	Bell 22 yd fg
LSU	4:33	3Q	Delahoussaye 29 yd fg
LSU	14:50	4Q	Beckham Jr. 33 yd pass from Mettenberger (Delahoussaye Kick)
LSU	14:19	4Q	Hill 5 yd run (Delahoussaye Kick)
LSU	6:46	4Q	Blue 17 yd run (Delahoussaye Kick)
LSU	1:21	4Q	Hilliard 4 yd run (Delahoussaye Kick)

## Team Stats

	LSU	MSU
FIRST DOWNS	27	23
RUSHING	8	11
PASSING	17	12
PENALTY	2	0
RUSHING ATTEMPTS	39	36
YARDS GAINED RUSHING	254	250
YARDS LOST RUSHING	31	34
NET YARDS RUSHING	223	216
NET YARDS PASSING	340	252
PASSES ATTEMPTED	29	31
PASSES COMPLETED	25	16
HAD INTERCEPTED	1	1
TOTAL OFFENSIVE PLAYS	68	67
TOTAL NET YARDS	563	468
AVERAGE GAIN PER PLAY	8.3	7.0
FUMBLES/LOST	1/0	1/1
PENALTIES/YARDS	5/27	5/41
INTERCEPTIONS/YARDS	1/40	1/0
PUNTS/YARDS	2/93	1/42
AVERAGE PER PUNT	46.5	42.0
PUNT RETURNS/YARDS	0/0	1/0
KICKOFF RETURNS/YARDS	5/111	4/109
POSSESSION TIME	33:23	26:28
THIRD-DOWN CONVERSIONS	6/11	4/11
FOURTH-DOWN CONVERSIONS	2/2	0/2
SACKS BY	3/14	3/21





**25**  
**Kwon Alexander**  
 Linebacker  
 6-2 • 218 • So. • 1L  
 Oxford, Ala. (Oxford)

**SOPHOMORE SEASON (2013)**

Played in six games with three starts ... Tallied a career-high 10 tackles against Auburn, including one TFL ... Saw significant action against Kent State and had four tackles

and two PBUs ... Made his third career start against TCU in the Cowboys Classic ... Will continue to vie for a starting spot all season with senior linebacker Tahj Jones ... Strong contributor on special teams ... Had rookie season cut short after suffering broken ankle vs. Florida in October 2012.

**CAREER HIGHS**

Total tackles: 10 vs. Auburn, 2013

Tackles for loss: 1.0, four times (Last: at Georgia, 2013; First: at Florida, 2012)

**ALEXANDER'S CAREER DEFENSIVE STATS**

YEAR	G-GS	UT	AT	TT	TFL	SACKS	PBU	QBH	INT	FF	FR
2012	7-2	8	4	12	1.0-2	0	1	1	0	1	2-15
2013	6-3	13	15	28	3.0-4	0	3	1	0	0	0
<b>Totals</b>	<b>13-5</b>	<b>21</b>	<b>19</b>	<b>40</b>	<b>4.0-6</b>	<b>0</b>	<b>4</b>	<b>2</b>	<b>0</b>	<b>1</b>	<b>2-15</b>



**78**  
**Vadal Alexander**  
 Offensive Guard  
 6-6 • 342 • So. • 1L  
 Buford, Ga. (Buford)

- 2012 Freshman All-America Second Team (Scout.com)
- 2012 Freshman All-SEC (Coaches)

**SOPHOMORE SEASON (2013)**

Played in 19 games with 15 career starts, including the first six games of 2013 ... Starter at left guard as a sophomore after starting nine games at right tackle as a freshman ... Took over at left guard after an injury in fall camp sidelined Josh Williford ... Tallied 22 knockdowns this season - 5 vs. TCU, 5 vs. UAB, 5 vs. Kent State, 4 vs. Auburn, 2 at Georgia, 1 at Mississippi State ... Returning freshman All-America and All-SEC performer.



**98**  
**Jordan Allen**  
 Defensive End  
 6-6 • 254 • Jr. • 5Q  
 West Monroe, La. (West Monroe)

**JUNIOR SEASON (2013)**

Played in six games with three starts ... Posted his second sack of the season in the fourth quarter against Auburn ... Recorded the first sack of his career against UAB

and also had a PBU ... Earned the first start of his career against TCU in the Cowboys Classic ... Provided excellent pass rush throughout the opener, and he was credited with a QB hurry and a PBU ... Has come on strong in the spring and fall after suffering a season-ending knee injury in week 2 of the 2012 season.

**CAREER HIGHS**

Total Tackles: 3, twice (Last: at Mississippi State; First: at Georgia, 2013)

Tackles for Loss: 1.0, twice (Last: vs. Auburn, 2013; First: vs. UAB, 2013)

Sacks: 1.0, twice (Last: vs. Auburn, 2013; First: vs. UAB, 2013)

**ALLEN'S CAREER DEFENSIVE STATS**

YEAR	G-GS	UT	AT	TT	TFL	SACKS	PBU	QBH	INT	FF	FR
2011	3-0	1	0	1	0	0	0	0	0	0	0
2012	1-0	0	0	0	0	0	0	0	0	0	0
2013	6-3	5	7	12	2.0-14	2.0-14	2	1	0	0	0
<b>Totals</b>	<b>10-3</b>	<b>6</b>	<b>7</b>	<b>13</b>	<b>2.0-14</b>	<b>2.0-14</b>	<b>2</b>	<b>1</b>	<b>0</b>	<b>0</b>	<b>0</b>



**71/99**  
**Jonah Austin**  
 Offensive Line  
 6-6 • 324 • So. • 5Q  
 New Orleans, La. (St. Augustine)

**SOPHOMORE SEASON (2013)**

Backup at left guard ... Tallied one knockdown while lined up as a TE at Mississippi State ... Participated in one play on the o-line against Auburn and recorded a

knockdown ... Posted two knockdowns in 10 plays against Kent State ... Wears No. 99 as an eligible receiver in goalline situations ... Saw his first game action in the Cowboys Classic against TCU ... Participates in LSU's field goal and PAT units.



**18**  
**Lamin Barrow**  
 Linebacker  
 6-2 • 232 • Sr. • 3L  
 Marrero, La. (John Ehret)

- 2013 Bednarik Award Watch List
- 2013 Butkus Award Watch List
- 2013 Preseason All-SEC Second Team (Coaches, Media)

Played in 44 games with 21 career starts ... Recorded 175 tackles and 11.0 tackles for loss in his career ... One of the leaders of the team ... Chosen to wear No. 18 in recognition of his work ethic and how he carries himself on and off the field ... LSU's top returning tackler in 2013 after having a breakout year as a junior with 104 total tackles for the 10-3 Tigers in 2012

**SENIOR SEASON (2013)**

Leads the team with 36 total tackles through six games ... Shared the team lead with six tackles at Mississippi State with 1.5 tackles for a loss and one sack ... Tied for the team lead with 11 tackles against Auburn and added a fumble recovery ...

Tied for the team lead with seven tackles against UAB where he also added a half sack ... Started at outside linebacker in the Cowboys Classic against TCU.

**CAREER HIGHS**

Total tackles: 12, 3 times (Last: vs. Clemson, 2012; First: vs. South Carolina, 2012)

Solo tackles: 9 vs. Clemson, 2012

Tackles for loss: 2.0, twice (Last: vs. Clemson, 2012; First: at Florida, 2012)

QB Hurries: 2 vs. Towson, 2012

**BARROW'S CAREER DEFENSIVE STATS**

YEAR	G-GS	UT	AT	TT	TFL	SACKS	PBU	QBH	INT	FF	FR
2010	12-1	8	10	18	0.5-0	0	0	0	0	0	1-0
2011	13-1	4	13	17	1.0-5	0	0	0	0	0	0
2012	13-13	52	52	104	7.5-10	0	5	5	0	1	2-4
2013	6-6	6	30	36	2.0-10	1.5-9	1	1	0	0	1-0
<b>Totals</b>	<b>44-21</b>	<b>70</b>	<b>105</b>	<b>175</b>	<b>11.0-25</b>	<b>1.5-9</b>	<b>6</b>	<b>6</b>	<b>0</b>	<b>1</b>	<b>4-4</b>



**3**  
**Odell Beckham, Jr.**  
 Wide Receiver  
 6-0 • 193 • Jr. • 2L  
 New Orleans, La. (Isidore Newman School)

- 2013 SEC Special Teams Player of the Week (vs. UAB)
- 2013 Hornung Award Honor Roll (Week 1, Week 2)
- 2013 Biletnikoff Award Watch List
- 2013 Hornung Award Watch List
- 2013 Preseason All-SEC First Team Return Specialist (Coaches, Media)
- 2013 Preseason All-SEC Third Team Wide Receiver (Coaches)
- 2012 SEC Special Teams Player of the Week (vs. Ole Miss)
- 2011 SEC Coaches' All-Freshman Team
- 2011 SEC Freshman of the Week (vs. Miss. State)

Started 27 times in 33 games played ... In his career, he has caught 119 passes for 1,874 yards and 10 TDs ... Has caught at least one pass in 31 of 33 games, including 20 straight games ... Has six 100 receiving yard games in his career, four in 2013 ... His six career 100-yard receiving games ranks eighth in LSU history ... Averages 15.6 yards every time he touches the football as he's accounted for 3,135 career all-purpose yards on 201 attempts ... Comes from a family of athletes as his mom was an All-American and National Champion sprinter for LSU, while his dad was a starting running back for the Tigers.

**JUNIOR SEASON (2013)**

Ranks first in the nation in all-purpose yards with a 228.2-yard average through six games (1,369 total AP yards) ... Ranks first in the SEC in kickoff return average at 25.1 per return ... Ranks No. 3 in the SEC and fifth nationally in receiving yards with 686 ... Is No. 2 in the SEC and No. 8 nationally in TD receptions with six ... Ranks third in the SEC in receiving yards per game at 114.3 and is third in the league in receptions per game at 5.8 ... Earned career highs in catches (nine) and receiving yards (179) at Mississippi State, including 33-yard and 14-yard TD receptions ... The 179 receiving yards at MSU are the most by a Tiger in an SEC game since Devery Henderson had 201 in the "Bluegrass Miracle" at Kentucky in 2002 ... Finished with 290 all-purpose yards at MSU, the sixth-best single-game total in school history ... Tallied his third 100-yard receiving game of the season with six catches for 118 yards at Georgia ... Set the single-game school record with 175 kickoff return yards on seven returns at Georgia, beating the previous record of 164 yards by Trindon Holliday against Georgia in 2008 ... Caught five passes for 59 yards and finished with 88 AP yards versus Auburn ... Hauled in his fourth TD reception of the season and finished with 5 grabs for 76 yards against Kent State ... Earned SEC Special Teams Player of the Week honors after he tallied the third-most all-purpose yards in a game in school history and eighth-most in SEC history with 331 against UAB as he had 136 receiving yards, 100 on a missed 59-yard field goal attempt he returned for a touchdown, 59 PR, 21 KR, 15 rush ... Became the first LSU player since LaBrandon Toefield in 2001 to score four touchdowns in a game as he hauled in three TD receptions and returned a missed FG for a TD against UAB ... Is the first LSU player with back-to-back 100-yard receiving games since Dwayne Bowe did it in 2006 ... His three TD receptions against UAB are the most since Terrence Toliver had three against Texas A&M in the 2011 Cotton Bowl ... Racked up 272 all-purpose yards against TCU in the Cowboys Classic where he caught five passes for 118 yards, recorded 136 yards on kickoffs and had 18 rushing yards against TCU ... His 118 receiving yards are the most in an opener for LSU since Michael Clayton had 152 to open 2003 ... In the season opener, he teamed with Jarvis Landry to become the first LSU duo to top 100 receiving yards in the same game since January 1, 2002 when Josh Reed and Michael Clayton did it in the Sugar Bowl against Illinois.

## CAREER RECEIVING HIGHS

Receptions: 9 at Mississippi State, 2013  
Yards: 179 at Mississippi State, 2013  
Long: 56 at Florida, 2012  
Touchdowns: 3 vs. UAB, 2013

## BECKHAM JR.'S CAREER RECEIVING STATS

YEAR	G-GS	REC.	YDS.	TD	LG
2011	14-9	41	475	2	52
2012	13-12	43	713	2	56
2013	6-6	35	686	6	49
<b>Totals</b>	<b>33-27</b>	<b>119</b>	<b>1,874</b>	<b>10</b>	<b>56</b>

## BECKHAM JR.'S CAREER PUNT RETURN STATS

YEAR	NO.	YDS.	AVG.	TD	LG
2011	9	77	8.6	0	36
2012	35	320	9.1	2	89 (TD)
2013	7	74	10.6	0	60
<b>Totals</b>	<b>51</b>	<b>471</b>	<b>9.2</b>	<b>2</b>	<b>89 (TD)</b>

## BECKHAM JR.'S CAREER KICKOFF RETURN STATS

YEAR	NO.	YDS.	AVG.	TD	LG
2011	5	120	24.0	0	34
2012	5	79	15.8	0	34
2013	19	476	25.1	0	75
<b>Totals</b>	<b>29</b>	<b>675</b>	<b>23.3</b>	<b>0</b>	<b>75</b>



# 52

## Kendell Beckham

Linebacker

6-3 • 246 • Fr. • HS  
Jackson, La. (East Feliciana)

## TRUE FRESHMAN SEASON (2013)

Played heavily on special teams and saw action on defense in the season opener against TCU ... Lines up at both linebacker and defensive end for the Tigers, providing a


pass-rushing threat on third downs.

## CAREER HIGHS

Total tackles: 2, twice (Last: vs. Kent State, 2013; First: vs. UAB, 2013)  
Tackles for loss: 0  
QB Hurries: 0

## BECKWITH'S CAREER DEFENSIVE STATS

YEAR	G-GS	UT	AT	TT	TFL	SACKS	PBU	QBH	INT	FF	FR
2013	6-0	2	6	8	0	0	0	0	0	0	0
<b>Totals</b>	<b>6-0</b>	<b>2</b>	<b>6</b>	<b>8</b>	<b>0</b>	<b>0</b>	<b>0</b>	<b>0</b>	<b>0</b>	<b>0</b>	<b>0</b>



# 4

## Alfred Blue

Running Back

6-2 • 222 • Sr. • 3L  
Boutte, La. (Hahnville)

- 2013 Doak Walker Award Watch List
- 2013 Preseason All-SEC Third Team (Coaches, Media)

Played in 33 games with seven starts ... Has rushed for 1,124 yards and 11 touchdowns in his career.

## SENIOR SEASON (2013)

Played in six games with two starts this season ... Ran for 31 yards and a 17-yard TD at Mississippi State ... Started the opener against TCU and rushed for 89 yards on 19 carries ... Missed most of 2012 with a knee injury but has returned to top form in 2013.

## RUSHING CAREER HIGHS

Attempts: 19 vs. TCU, 2013  
Yards: 123 vs. North Texas, 2012  
Touchdowns: 2 vs. Western Kentucky, 2011  
Long: 57 at Ole Miss, 2011

## RECEIVING CAREER HIGHS


Receptions: 3 vs. Idaho, 2012  
Yards: 22 vs. Idaho, 2012  
Touchdowns: 0  
Long: 14 vs. Washington, 2012

## BLUE'S CAREER RUSHING STATS

YEAR	G-GS	ATT.	YDS.	TD	LG
2010	11-1	20	101	1	16
2011	13-1	78	539	7	57
2012	3-3	40	270	2	37
2013	6-2	43	214	1	17
<b>Totals</b>	<b>33-7</b>	<b>181</b>	<b>1,124</b>	<b>11</b>	<b>57</b>

## BLUE'S CAREER RECEIVING STATS

YEAR	G-GS	REC.	YDS.	TD	LONG
2010	11-1	1	1	0	1
2011	13-1	3	-3	0	2
2012	3-3	7	45	0	14
2013	6-2	2	19	0	12
<b>TOTALS</b>	<b>33-7</b>	<b>13</b>	<b>62</b>	<b>0</b>	<b>14</b>



# 86

## Kadron Boone

Wide Receiver

6-0 • 202 • Sr. • 3L  
Ocala, Fla. (Trinity Catholic)

## SENIOR SEASON (2013)

Played in 46 games with 11 career starts ... Has 40 career receptions for 547 yards and eight TDs to his credit ... Caught two passes for two touchdowns (48 yards and 4 yards) at Georgia ... Currently sees action as the No. 3 receiver for the Tigers.

## CAREER HIGHS

Receptions: 4, twice (Last: vs. Alabama, 2012; First: at Texas A&M, 2012)  
Yards: 52 at Georgia, 2013  
Touchdowns: 2 at Georgia, 2013  
Long: 48 at Georgia, 2013

## BOONE'S CAREER RECEIVING STATS

YEAR	G-GS	REC.	YDS.	TD	LONG
2010	13-0	4	52	0	24
2011	14-4	7	82	2	21
2012	13-7	26	348	4	34
2013	6-0	3	65	2	48
<b>TOTALS</b>	<b>46-11</b>	<b>40</b>	<b>547</b>	<b>8</b>	<b>48</b>



# 46

## Tashawn Bower

Defensive Line


6-5 • 243 • Fr. • HS  
Somerville, N.J. (Immaculata)

## TRUE FRESHMAN SEASON (2013)

Played extensive time at end at Mississippi State ... Made his first appearance against UAB where he was credited with one tackle ... Promising freshman defensive end listed as the backup to Jermauria Rasco.

## BOWER'S CAREER DEFENSIVE STATS

YEAR	G-GS	UT	AT	TT	TFL	SACKS	PBU	QBH	INT	FF	FR
2013	3-0	1	1	2	0	0	0	0	0	0	0
<b>Totals</b>	<b>3-0</b>	<b>1</b>	<b>1</b>	<b>2</b>	<b>0</b>	<b>0</b>	<b>0</b>	<b>0</b>	<b>0</b>	<b>0</b>	<b>0</b>



# 24

## Jeryl Brazil

Defensive Back/Running Back

5-10 • 189 • Fr. • HS  
Loranger, La. (Loranger)

## TRUE FRESHMAN SEASON (2013)

Saw his first action as a Tiger against UAB where he lined up at running back and rushed twice for 10 yards ... An impact player on either side of the ball ... A true speedster, he is a state and national champion track performer in short distance events.

## RUSHING CAREER HIGHS

Attempts: 2 vs. UAB, 2013  
Yards: 10 vs. UAB, 2013  
Touchdowns: 0  
Long: 9 vs. UAB, 2013

## BRAZIL'S CAREER RUSHING STATS

YEAR	G-GS	ATT.	YDS.	TD	LG
2013	1-0	2	10	0	9
<b>Totals</b>	<b>1-0</b>	<b>2</b>	<b>10</b>	<b>0</b>	<b>9</b>



**32**  
**Jalen Collins**  
 Cornerback  
 6-2 • 195 • So. • 1L  
 Olive Branch, Miss. (Olive Branch)  
 • 2012 Freshman All-SEC (Coaches)

Cornerback with starting experience for the Tigers ... Has played in 19 games with three career starts ... Had five tackles and a PBU against Kent State ... One of six Tigers to record a PBU against TCU in the season opener.

**CAREER HIGHS**

Total tackles: 6 vs. Mississippi State, 2012  
 PBUs: 2, twice (Last: vs. Mississippi State, 2012; First: vs. Idaho, 2012)  
 Interceptions: 1, twice (Last: vs. Ole Miss, 2012; First: at Texas A&M, 2012)

**COLLINS' CAREER DEFENSIVE STATS**

YEAR	G-GS	UT	AT	TT	TFL	SACKS	PBU	QBH	INT	FF	FR
2012	13-1	15	15	30	0	0	6	0	2-9	0	0
2013	6-2	10	5	15	0	0	2	0	0	0	0
<b>Totals</b>	<b>19-3</b>	<b>25</b>	<b>20</b>	<b>45</b>	<b>0</b>	<b>0</b>	<b>8</b>	<b>0</b>	<b>2-9</b>	<b>0</b>	<b>0</b>



**70**  
**La'el Collins**  
 Offensive Tackle  
 6-5 • 315 • Jr. • 2L  
 Baton Rouge, La. (Redemptorist)

- 2013 SEC Offensive Lineman of the Week (vs. TCU)
- 2013 Lombardi Award Watch List
- 2013 Preseason All-SEC Third Team (Coaches, Media)
- 2012 All-SEC Honorable Mention (AP)
- 2012 SEC Co-Offensive Lineman of the Week (vs. Alabama)
- 2011 CBSSports.com Freshman All-American

Powerful run blocker who has played in 26 games with 19 starts on the offensive line (13 at left guard, 6 at left tackle) ... Spent his first two years playing guard ... Possesses the skills to become one of the nation's top offensive linemen.

**JUNIOR SEASON (2013)**

Has posted 22 knockdowns this season: 2 vs. TCU, 3 vs. UAB, 4 vs. Kent State, 4 vs. Auburn, team-leading 4 at Georgia, team-leading 5 at Mississippi State ... Earned SEC Offensive Lineman of the Week recognition after he helped pave the way for an LSU offense that ran 80 plays for 448 yards against a TCU defense that returned nine starters from a unit that led the Big 12 on total defense last season ... Starting left tackle for the Tigers after spending his first two seasons at guard.



**44**  
**J.C. Copeland**  
 Fullback  
 6-0 • 270 • Sr. • 2L  
 LaGrange, Ga. (Troup County)

**SENIOR SEASON (2013)**

Starting fullback for the second straight season ... Has played in 37 games in career with 21 starts ... Earned his second rushing TD of the season on a 1-yard run against

Auburn ... Scored the first touchdown of the season for the Tigers and the fifth of his career with a one-yard plunge against TCU in the season opener.

**CAREER RUSHING HIGHS**


Attempts: 4 vs. North Texas, 2012  
 Yards: 33 vs. North Texas, 2012  
 Touchdowns: 1, six (Last: vs. Auburn, 2013)  
 Long: 16 vs. North Texas, 2012

**COPELAND'S CAREER RUSHING STATS**

YEAR	G-GS	ATT.	YDS.	TD	LONG
2010	4-0	0	0	0	0
2011	14-4	2	0	0	0
2012	13-12	21	67	4	16
2013	6-5	7	7	2	3
<b>TOTALS</b>	<b>37-21</b>	<b>30</b>	<b>74</b>	<b>6</b>	<b>16</b>

**COPELAND'S CAREER RECEIVING STATS**

YEAR	G-GS	REC.	YDS.	TD	LONG
2010	4-0	0	0	0	0
2011	14-4	0	0	0	0
2012	13-12	3	54	0	42
2013	6-5	4	31	0	12
<b>TOTALS</b>	<b>37-21</b>	<b>7</b>	<b>85</b>	<b>0</b>	<b>42</b>



**42**  
**Colby Delahoussaye**  
 Placekicker  
 5-10 • 169 • Fr. • RS  
 New Iberia, La. (New Iberia)

**REDSHIRT FRESHMAN SEASON (2013)**

Season stats: 7-for-7 in field goals, 36-for-36 in PATs ... Ranks first in the SEC in scoring for kickers with an average of 9.5 points per game ... One of only four kickers in the SEC


with a perfect 100 percent mark on field goals ... Made his only attempt from 29 yards at Mississippi State and converted all eight PATs ... Had a career day at Georgia where he converted a career-long 49-yard field goal and added a 39-yarder to remain a perfect 6-for-6 in FGs this season ... Perfect 5-for-5 on PATs against Auburn ... Booted a 25-yard FG against Kent State and converted all six PATs ... Nailed all eight PAT attempts against UAB ... Opened his LSU career in perfect fashion, finishing 3-for-3 with field goals of 23, 28 and 23 yards and also converted all four PATs versus TCU ... His three FGs in the opener are the most by an LSU kicker in his debut since Andre LaFleur booted 3-of-4 vs. Miss. State on Sept. 11, 1993 ... Won the placekicking battle in fall camp ... Joined the Tigers as a walk-on in the fall of 2012 and redshirted.

**CAREER HIGHS**

Field Goal Attempted: 3 vs. TCU, 2013  
 Field Goals Made: 3 vs. TCU, 2013  
 Long FG: 49 at Georgia, 2013

**DELAHOUSAYE'S CAREER FIELD GOAL TOTALS**

YEAR	FGM-FGA	1-19	20-29	30-39	40-49	50-99	LG	PAT	POINTS
2013	7-7	0-0	5-5	1-1	1-1	0-0	49	36-36	57
<b>TOTALS</b>	<b>7-7</b>	<b>0-0</b>	<b>5-5</b>	<b>1-1</b>	<b>1-1</b>	<b>0-0</b>	<b>49</b>	<b>36-36</b>	<b>57</b>



**41**  
**Travis Dickson**  
 Tight End  
 6-3 • 230 • Jr. • 1L  
 Ocean Springs, Miss. (Ocean Springs)

- 2011 SEC Academic Honor Roll
- 2010 SEC Freshman Academic Honor Roll

**JUNIOR SEASON (2013)**

Played in 23 games with no starts during his career ... Recorded a career-long 45-yard reception against Auburn ... Caught one pass for 28 yards and nearly scored against Kent State ... Saw action but did not record a stat vs. UAB ... Did not play in the season opener against TCU ... Emerged as a dependable receiver late in the year in 2012 and as a result, saw his playing time increase ... Younger brother of former LSU starting tight end Richard Dickson.

**CAREER HIGHS**

Receptions: 5 vs. Ole Miss, 2012  
 Yards: 69 vs. Ole Miss, 2012  
 Touchdowns: 0  
 Long: 45 vs. Auburn, 2013

**DICKSON'S CAREER RECEIVING STATS**

YEAR	G-GS	REC.	YDS.	TD	LONG
2011	6-0	1	10	0	10
2012	12-0	6	73	0	30
2013	5-0	3	79	0	45
<b>Totals</b>	<b>23-0</b>	<b>10</b>	<b>162</b>	<b>0</b>	<b>45</b>



**21**  
**Trent Domingue**  
 Placekicker/Punter  
 6-1 • 165 • Fr. • RS  
 Mandeville, La. (St. Paul's)

**REDSHIRT FRESHMAN SEASON (2013)**

Has not played in a game yet for the Tigers ... Backup placekicker and punter who can serve in both roles when called upon ... A walk-on who earned a spot on the team a year ago ... Started playing football as a junior in high school after playing soccer his entire life.



# 83

## Travin Dural

Wide Receiver

6-2 • 182 • Fr. • RS

Breaux Bridge, La. (Breaux Bridge)

### REDSHIRT FRESHMAN SEASON (2013)

Has four catches this season (1 each in the first 3 games and one at MSU) and all four have resulted in first downs ... LSU's No. 4 receiver ... Made his debut against TCU in the season opener where he made the first catch of his career to convert a third down on the Tigers' opening drive ... Speedy receiver who missed all of last year with a knee injury.

### CAREER RECEIVING HIGHS

Receptions: 1, four times (Last: at Mississippi State, 2013; First: vs. TCU, 2013)


Yards: 36 vs. Kent State, 2013

Long: 36 vs. Kent State, 2013

Touchdowns: 0

### DURAL'S CAREER RECEIVING STATS

YEAR	G-GS	REC.	YDS.	TD	LG
2013	5-0	4	78	0	36
<b>Totals</b>	<b>5-0</b>	<b>4</b>	<b>78</b>	<b>0</b>	<b>36</b>



# 34

## Micah Eugene

Safety

5-11 • 188 • So. • 1L

Lafayette, La. (Acadiana HS)

### SOPHOMORE SEASON (2013)

Safety who also serves as the nickelback ... Has played in 19 games with two starts ... Started at safety against Auburn and earned a career-high eight tackles ... Made his

first start at safety against Kent State and tallied six tackles ... Saw majority of his action in 2012 as a nickel back for the Tigers.

### CAREER HIGHS


Total tackles: 8 vs. Auburn, 2013

Tackles for loss: 2.0 at Auburn, 2012

Sacks: 2.0 at Auburn, 2012

### EUGENE'S CAREER DEFENSIVE STATS

YEAR	G-GS	UT	AT	TT	TFL	SACKS	PBU	QBH	INT	FF	FR
2012	13-0	19	10	29	3.5-17	3.5-17	3	1	0	0	0
2013	6-2	14	11	25	1.0-2	0	2	1	0	0	0
<b>TOTALS</b>	<b>19-2</b>	<b>33</b>	<b>21</b>	<b>54</b>	<b>4.5-19</b>	<b>3.5-17</b>	<b>5</b>	<b>2</b>	<b>0</b>	<b>0</b>	<b>0</b>



# 9

## Ego Ferguson

Defensive Tackle

6-3 • 309 • Jr. • 2L

Mims, Fla. (Hargrave (Va.) Military Academy)

• 2013 SEC Defensive Player of the Week (vs. Kent State)

### JUNIOR SEASON (2013)

Starting defensive tackle ... Played in 32 games with six career starts ... Named SEC Defensive Player of the Week after he shattered his career high with a team-best eight tackles against Kent State, including his first career sack for a 15-yard loss ... Made his first start against TCU in the Cowboys Classic and tied his career best with four tackles and had 1.0 tackle for a loss.

### CAREER HIGHS

Total tackles: 8 vs. Kent State, 2013

Sacks: 1.0 vs. Kent State, 2013

Tackles for loss: 1.5 vs. Kent State, 2013

### FERGUSON'S CAREER DEFENSIVE STATS

YEAR	G-GS	UT	AT	TT	TFL	SACKS	INT	PBU	QBH	FF	FR
2011	13-0	3	10	13	0.5-0	0	0	1	0	0	0
2012	13-0	3	11	14	1.0-2	0	0	1	0	0	0
2013	6-6	10	15	25	2.5-16	1.0-15	0	2	1	0	0
<b>Totals</b>	<b>32-6</b>	<b>16</b>	<b>36</b>	<b>52</b>	<b>4.0-18</b>	<b>1.0-15</b>	<b>0</b>	<b>4</b>	<b>1</b>	<b>0</b>	<b>0</b>



# 50

## Reid Ferguson

Long Snapper

6-2 • 230 • So. • 1L

Buford, Ga. (Buford)

### SOPHOMORE SEASON (2013)

In his second season as LSU's starting long snapper ... Handles all snaps for punts and placekicks ... Played in every game last year as a true freshman and handled every special teams deep snap in 2012.



# 48

## Seth Fruge

Linebacker/Holder

5-11 • 186 • Sr. • 3L

Welsh, La. (Notre Dame HS)

• 2012 SEC Academic Honor Roll

• 2011 SEC Academic Honor Roll

• 2010 SEC Academic Honor Roll

### SENIOR SEASON (2013)

Starting holder for placekicks and also plays on several special teams units ... Played in 39 games with no starts during his career ... Has recorded 10 tackles in his career, all on special teams ... Posted a career-best three tackles on special teams against Auburn and ran for eight yards on a fake field goal attempt on 4th-and-10.

### CAREER HIGHS

Total tackles: 3 vs. Auburn, 2013

### FRUGE'S CAREER DEFENSIVE STATS

YEAR	G-GS	UT	AT	TT	TFL	SACKS	INT	PBU	QBH	FF	FR
2010	9-0	0	0	0	0	0	0	0	0	0	0
2011	12-0	1	1	2	0	0	0	0	0	0	0
2012	13-0	1	3	4	0	0	0	0	0	0	0
2013	5-0	2	2	4	0	0	0	0	0	0	0
<b>Totals</b>	<b>39-0</b>	<b>4</b>	<b>6</b>	<b>10</b>	<b>0</b>	<b>0</b>	<b>0</b>	<b>0</b>	<b>0</b>	<b>0</b>	<b>0</b>



# 85

## Dillon Gordon

Tight End

6-5 • 286 • So. • 1L

River Ridge, La. (John Curtis)

### SOPHOMORE SEASON (2013)

Has played in 19 career games with six starts ... Made the first catch of his career against UAB ... Earned the first start of his career in the opener against TCU ...

Exceptional blocker with good pass-catching ability.

### GORDON'S CAREER RECEIVING STATS

YEAR	G-GS	REC.	YDS.	TD	LG
2012	13-0	0	0	0	--
2013	6-6	1	5	0	5
<b>Totals</b>	<b>19-6</b>	<b>1</b>	<b>5</b>	<b>0</b>	<b>5</b>



# 30

## James Hairston

Kickoff/Placekicker

6-1 • 218 • Jr. • 2L

Dallas, Texas (Jesuit College Prep School)

• 2012 SEC Academic Honor Roll

### JUNIOR SEASON (2013)

Has seen action in 30 games during his LSU career with 73 touchbacks ... Serves as the kickoff specialist for the third straight season ... Earned a career high with 650 kickoff yards at Mississippi State ... Set a career high with eight touchbacks vs. UAB ... Listed as a backup placekicker behind Colby Delahoussaye and has been singled out by Coach Miles as a potential long distance field goal kicker for the Tigers.

### CAREER HIGHS

Kickoffs: 10, twice (Last: at Mississippi State, 2013; First: vs. Idaho, 2012)

Kickoff Yards: 650 at Mississippi State, 2013

Kickoff Avg.: 67.3 at Tennessee, 2011

Touchbacks: 8 vs. UAB, 2013



HAIRSTON'S CAREER KICKOFF STATS

YEAR	G-GS	NO.	YDS.	AVG.	TB	OB
2011	11-0	70	4,601	65.7	16	0
2012	13-0	79	4,842	61.3	27	1
2013	6-0	48	3,022	63.0	30	0
Totals	30-0	197	12,465	63.3	73	1



65  
**Jerald Hawkins**  
Offensive Tackle  
6-6 • 301 • Fr. • RS  
Baldwin, La. (West St. Mary)

REDSHIRT FRESHMAN SEASON (2013)

Starting right tackle for the Tigers ... Has 15 knockdowns this season: 1 vs. TCU, 1 vs. UAB, 7 vs. Kent State, 3 vs. Auburn, 2 at Georgia, 1 at Mississippi State ... Led the team with seven knockdown blocks against Kent State ... Made his first appearance and start against TCU in the Cowboys Classic ... Won the starting job during fall camp ... Extremely agile lineman who possesses great strength and quickness.



33  
**Jeremy Hill**  
Running Back  
6-2 • 235 • So. • 1L  
Baton Rouge, La. (Redemptorist)

- 2013 Maxwell Player of the Week (vs. Auburn)
- 2013 SEC Offensive Player of the Week (vs. Auburn)
- 2012 SEC Co-Freshman Player of the Week (vs. South Carolina)

SOPHOMORE SEASON (2013)

Has made nine starts in 16 career games played with four starts in 2013 ... Has seven career 100-yard rushing games (three in 2013), which ties for sixth place in school history with LaBrandon Toefield, Rondell Mealey and Steve Van Buren ... Ranks first in the SEC and second nationally in rushing TDs with nine ... Ranks first in the SEC and seventh nationally in scoring at 10.8 points per game ... Ranks second in the SEC and 11th nationally in rushing yards per game at 118.8 ... Carried it 16 times for 157 yards and two touchdowns, including a career-long 69-yard score at Mississippi State ... Ran for 86 yards and one touchdown on 21 carries at Georgia and added 44 receiving yards on four catches ... Named Maxwell Player of the Week and SEC Offensive Player of the Week after he ran for a career-high 184 yards and three touchdowns on 25 carries against Auburn ... His 184 rushing yards against Auburn are the most by an LSU player in a game since Alley Broussard ran for a school-record 250 against Ole Miss on Nov. 20, 2004 ... Got the start against Kent State and racked up 117 rushing yards and two touchdowns on 11 carries with a career-long 58-yard TD, all in the first half ... Scored a three-yard touchdown on his first carry of the season against UAB and finished with 50 yards on six rushes ... Did not play in the opener against TCU ... Talented running back who burst onto the scene as a true freshman.

CAREER HIGHS

Attempts: 29 vs. Alabama, 2012  
Yards: 184 vs. Auburn, 2013  
Touchdowns: 3, twice (Last: vs. Auburn, 2013; First: vs. Ole Miss, 2012)  
Long: 69 at Mississippi State, 2013

HILL'S CAREER RUSHING STATS

YEAR	G-GS	ATT.	YDS.	TD	LG
2012	11-5	142	755	12	50
2013	5-4	79	594	9	69
Totals	16-9	221	1,349	21	69

HILL'S CAREER RECEIVING STATS

YEAR	G-GS	REC.	YDS.	TD	LG
2012	11-5	8	73	0	21
2013	5-4	7	57	0	23
Totals	16-9	15	130	0	23



27  
**Kenny Hilliard**  
Running Back  
6-0 • 233 • Jr. • 2L  
Patterson, La. (Patterson)

- 2011 SEC Coaches' All-Freshman Team
- 2011 SEC Freshman of the Week (vs. Arkansas)

JUNIOR SEASON (2013)

Has played in 31 games with one start during his career with the Tigers ... Ran for a career-high three touchdowns along with 39 yards on six carries at Mississippi State ... Scored his second rushing TD of the season on a 2-yard run at Georgia ... Led LSU with 11 carries for 54 yards and a touchdown against UAB ... Another member of LSU's talented stable of running backs ... Nephew of former LSU and New Orleans Saints great Dalton Hilliard.

CAREER HIGHS

Attempts: 19 vs. Arkansas, 2011  
Yards: 141 vs. North Texas, 2012

Touchdowns: 3 at Mississippi State, 2013  
Long: 71 vs. Idaho, 2012

HILLIARD'S CAREER RUSHING STATS

YEAR	G-GS	ATT.	YDS.	TD	LG
2011	13-0	62	336	8	25
2012	12-1	82	464	6	71
2013	6-0	33	136	5	34
Totals	31-1	177	936	19	71

HILLIARD'S CAREER RECEIVING STATS

YEAR	G-GS	REC.	YDS.	TD	LG
2011	13-0	3	13	1	8
2012	12-1	3	21	0	10
2013	6-0	0	0	0	--
Totals	31-1	6	34	1	10



94  
**Danielle Hunter**  
Defensive End  
6-6 • 241 • So. • 1L  
Katy, Texas (Morton Ranch)

SOPHOMORE SEASON (2013)

Started three times in six games played ... Rotates in at defensive end with Jordan Allen ... Made the first start of his career against Auburn and posted a career-high eight tackles ... Led LSU with 1.5 tackles for a loss against TCU in the opener and also forced a fumble ... Combined with Rasco for the first sack of the 2013 season ... Saw action in 12 games - mainly on special teams - during his true freshman season with the Tigers in 2012 and continues to play on special teams as a sophomore.

CAREER HIGHS

Total tackles: 8 vs. Auburn, 2013  
Tackles for loss: 1.5 vs. TCU, 2013  
Sacks: 0.5 vs. TCU, 2013

HUNTER'S CAREER DEFENSIVE STATS

YEAR	G-GS	UT	AT	TT	TFL	SACKS	PBU	QBH	INT	FF	FR
2012	12-0	3	9	12	0	0	0	0	0	0	0
2013	6-3	9	16	25	1.5-6	0.5-5	0	3	0	1	0
Totals	18-3	12	25	37	1.5-6	0.5-5	0	3	0	1	0



10  
**Anthony Jennings**  
Quarterback  
6-2 • 211 • Fr. • HS  
Marietta, Ga. (Marietta)

TRUE FRESHMAN SEASON (2013)

Played the entire fourth quarter against UAB and completed his first pass for 11 yards ... Saw his first action as a Tiger when he entered for Zach Mettenberger midway through the third quarter against TCU and ran a quarterback sneak up the middle for a first down to the TCU four-yard line ... Talented QB who solidified himself as the backup quarterback during fall camp ... Looks to pass first but has the ability to tuck it and pick up yards on the ground.

CAREER PASSING HIGHS

Attempts: 1 vs. UAB, 2013  
Completions: 1 vs. UAB, 2013  
Yards: 11 vs. UAB, 2013  
Touchdowns: 0

CAREER RUSHING HIGHS


Attempts: 2 vs. UAB, 2013  
Yards: 17 vs. Kent State, 2013  
Touchdowns: 0  
Long: 17 vs. Kent State, 2013

JENNINGS' CAREER PASSING TOTALS

YEAR	G-GS	COMP.-ATT.-INT.	YDS.	TD	LG
2013	3-0	1-1-0	11	0	11
Totals	3-0	1-1-0	11	0	11

JENNINGS' CAREER RUSHING STATS

YEAR	G-GS	ATT.	YDS.	TD	LG
2013	3-0	4	8	0	17
Totals	3-0	4	8	0	17



# 90

## Anthony Johnson

Defensive Tackle

6-3 • 294 • Jr. • 2L

New Orleans, La. (O. Perry Walker)

- 2013 Bednarik, Nagurski, Outland, Lombardi Awards Watch List
- 2013 Preseason All-America First Team (ESPN.com, Sporting News)
- 2013 Preseason All-America Second Team (CBSSports.com, Phil Steele)
- 2013 Preseason All-SEC First Team (Coaches, Media)

Has played in 33 games with nine career starts ... Accumulated 63 tackles, 17.5 tackles for loss, 5.0 sacks and one INT in his career.

### JUNIOR SEASON (2013)

Started all six games at defensive tackle ... Made five tackles, including 2.0 tackles for a loss and one sack at Mississippi State ... Recorded the first interception of his career at Georgia ... Tallied 1.5 tackles for a loss against Kent State ... Steps into the leadership role on the defensive line for the Tigers in 2013.

### CAREER HIGHS


Total tackles: 5, three times (Last: at Mississippi State, 2013; First: vs. Idaho, 2012)

Tackles for loss: 2.0, four times (Last: at Mississippi State, 2013; First: at Mississippi State, 2011)

Sacks: 1.0, four times (Last: at Mississippi State, 2013; First: at Mississippi State, 2011)

### JOHNSON'S CAREER DEFENSIVE STATS

YEAR	G-GS	UT	AT	TT	TFL	SACKS	PBU	QBH	INT	FF	FR
2011	14-0	6	6	12	3.0-10	1.0-5	0	0	0	0	0
2012	13-3	11	19	30	10.0-37	3.0-24	1	2	0	0	0
2013	6-6	9	12	21	4.5-18	1.0-5	0	1	1-4	0	0
<b>Totals</b>	<b>33-9</b>	<b>26</b>	<b>37</b>	<b>63</b>	<b>17.5-65</b>	<b>5.0-34</b>	<b>1</b>	<b>3</b>	<b>1-4</b>	<b>0</b>	<b>0</b>



# 45

## Deion Jones

Linebacker

6-2 • 208 • So. • 1L

New Orleans, La. (Jesuit)

### SOPHOMORE SEASON (2013)

Hard-hitting linebacker who will challenge for playing time ... Counted on as a contributor on special teams coverage units.

### CAREER HIGHS

Total tackles: 3, four times (Last: vs. Auburn, 2013; First: at Texas A&M, 2012)

Tackles for loss: 1.0, three times (Last: at Texas A&M, 2012; First: vs. North Texas, 2012)

### JONES' CAREER DEFENSIVE STATS

YEAR	G-GS	UT	AT	TT	TFL	SACKS	PBU	QBH	INT	FF	FR
2012	13-0	8	15	23	3.0-12	0	0	3	0	0	1-0
2013	6-0	2	6	8	0	0	0	1	0	0	0
<b>Totals</b>	<b>19-0</b>	<b>10</b>	<b>21</b>	<b>31</b>	<b>3.0-12</b>	<b>0</b>	<b>0</b>	<b>4</b>	<b>0</b>	<b>0</b>	<b>1-0</b>



# 49

## Melvin Jones

Fullback

6-3 • 245 • Fr. • HS

Lake Charles, La. (Washington-Marion)

### TRUE FRESHMAN SEASON (2013)

Has played in six games with no starts ... Shifted from linebacker to fullback during fall camp ... Plays on special teams units ... Tremendous athlete with great size and speed.



# 58

## Tahj Jones

Linebacker

6-2 • 205 • Sr. • 2L

Sulphur, La. (Sulphur)

- 2013 Preseason All-SEC Third Team (Media)

### SENIOR SEASON (2013)

Listed atop the depth chart at outside linebacker ... Has appeared in 31 games with five starts during his career ... Started against UAB ... Did not play against TCU, Georgia or Mississippi State ... Missed all but one game last year due to an academic issue ... Was able to practice with team, but unable to participate in games.

### CAREER HIGHS

Total tackles: 4, twice (Last: vs. Clemson, 2012)

Tackles for loss: 1.0, three times (Last: vs. Alabama, 2012 BCS Championship Game)

Sacks: 1.0, twice (Last: vs. Clemson, 2012; First: vs. Auburn, 2011)

Interceptions: 1 vs. Western Kentucky, 2011

### JONES' CAREER DEFENSIVE STATS

YEAR	G-GS	UT	AT	TT	TFL	SACKS	PBU	QBH	INT	FF	FR
2010	13-0	0	6	6	0	0	0	0	0	0	0
2011	14-1	9	18	27	3.5-10	1.0-3	1	0	1-1	0	1-0
2012	1-1	1	3	4	1.5-7	1.0-7	0	0	0	1	0
2013	3-3	3	3	6	0	0	0	0	0	0	0
<b>Totals</b>	<b>31-5</b>	<b>13</b>	<b>30</b>	<b>43</b>	<b>5.0-17</b>	<b>2.0-10</b>	<b>1</b>	<b>0</b>	<b>1-1</b>	<b>1</b>	<b>1-0</b>



# 38

## Jamie Keehn

Punter

6-4 • 218 • So. • 1L

Queensland, Australia (Rockhampton Grammar School)

### SOPHOMORE SEASON (2013)

Punted twice for a career-long 46.5-yard average at Mississippi State ... Set a career high with three punts downed inside the Auburn 20-yard line with a long of 53 ... Had one punt of 33 yards against Kent State ... Punted four times with a 42.8-yard average, long of 58 and one inside the 20 against UAB ... Only called upon to punt three times in the opener against TCU, and he placed one inside the 20 and had a long of 48 ... Takes over as LSU's starting punter in 2013 after serving as a backup to fellow Australian Brad Wing in 2012.

### KEEHN'S CAREER HIGHS

Punts: 9 vs. Clemson, 2012

Punting Yards: 401 vs. Clemson, 2012

Punting Avg.: 46.5 at Mississippi State, 2013

Long: 58, twice (Last: vs. UAB, 2013; First: vs. Clemson, 2012)

50+ Punts: 5 vs. Clemson, 2012

120-yard line: 3 vs. Auburn, 2013

### KEEHN'S CAREER PUNTING TOTALS

YEAR	NO.	YDS.	AVG.	LG	I20	TB	50+
2012	12	524	43.7	58	3	1	6
2013	18	731	40.6	58	6	1	2
<b>Totals</b>	<b>30</b>	<b>1,255</b>	<b>41.8</b>	<b>58</b>	<b>9</b>	<b>2</b>	<b>8</b>



# 91

## Christian LaCouture

Defensive Tackle

6-5 • 298 • Fr. • HS

Lincoln, Neb. (Lincoln Southwest)

### TRUE FRESHMAN SEASON (2013)

Listed as a backup defensive tackle and sees time in the rotation ... Played in six games ... Recorded his first career sack late in the game at Mississippi State ... Made his first career tackle against Kent State ... A talented prospect with outstanding size and strength at the point of attack.

### CAREER HIGHS

Total tackles: 2 vs. Auburn, 2013

Tackles for loss: 1.0 at Mississippi State, 2013

Sacks: 1.0 at Mississippi State, 2013

### LaCOUTURE'S CAREER DEFENSIVE STATS

YEAR	G-GS	UT	AT	TT	TFL	SACKS	PBU	QBH	INT	FF	FR
2013	6-0	2	2	4	1.0-2	1.0-2	0	0	0	0	0
<b>Totals</b>	<b>6-0</b>	<b>2</b>	<b>2</b>	<b>4</b>	<b>1.0-2</b>	<b>1.0-2</b>	<b>0</b>	<b>0</b>	<b>0</b>	<b>0</b>	<b>0</b>



**80**  
**Jarvis Landry**  
 Wide Receiver  
 6-1 • 195 • Jr. • 2L  
 Lutcher, La. (Lutcher)

- 2013 Biletnikoff Award Watch List
- 2013 Preseason All-SEC Third Team (Media)

Has played in 33 games with seven starts during his career ... Has caught 102 passes for 1,232 yards and 12 touchdowns in his career ... Tied the school record first set by Dwayne Bowe in 2005 with a streak of seven straight games with a receiving TD ... In 2013 he became the first LSU player in history to make at least one TD reception in the first five games of a season ... Fierce competitor who possesses strong hands ... Exceptional route runner.

**JUNIOR SEASON (2013)**

Leads the SEC and ranks fourth nationally with seven touchdown receptions ... Ranks fourth in the SEC and ninth nationally with 616 receiving yards ... Ranks second in the SEC in receptions per game at 7.0 and third in the league in receiving yards per game with 102.7 ... Tallied eight catches for 96 yards at Mississippi State but had his streak of seven straight games with a receiving TD snapped ... His 34 catches were the most by an LSU receiver through the first five games of a season since Tony Moss also had 34 catches in 1989 (last player with more than 34 was Wendell Davis with 36 in 1986) ... His 24 catches are the most through the first four games of a season since Michael Clayton had 25 in 2003 ... Set career highs with 10 catches and 156 yards with one touchdown at Georgia ... Established a new career high with 117 receiving yards on seven catches and a touchdown against Auburn ... His five TD receptions through the first three games were the most by an LSU player since Carlos Carson had six in 1977 ... Hauled in four catches for 66 yards and two TDs against Kent State, marking the fifth straight game in which he has caught a TD pass ... Caught two TD passes in a game for the first time in his career against UAB and finished with five grabs for 71 yards ... Opened the season against TCU with eight catches for 109 yards and a 20-yard TD reception that sealed LSU's victory ... Teamed with Odell Beckham to become LSU's first duo to each post 100 receiving yards in a game since Josh Reed and Michael Clayton did it on Jan. 1, 2002 in the Sugar Bowl against Illinois ... Equalled his career high with 109 receiving yards against TCU.

**CAREER HIGHS**

Receptions: 10 at Georgia, 2013  
 Yards: 156 at Georgia, 2013  
 Long: 39 at Georgia, 2013  
 Touchdowns: 2, twice (Last: vs. Kent State, 2013; First: vs. UAB, 2013)

**LANDRY'S CAREER RECEIVING STATS**

YEAR	G-GS	REC.	YDS.	TD	LG
2011	14-1	4	43	0	20
2012	13-1	56	573	5	33
2013	6-5	42	616	7	39
<b>Totals</b>	<b>33-7</b>	<b>102</b>	<b>1,232</b>	<b>12</b>	<b>39</b>



**15**  
**Quantavious Leslie**  
 Wide Receiver  
 6-4 • 175 • Jr. • JC  
 Hogansville, Ga. (Hinds (Miss.) CC)

**JUNIOR SEASON (2013)**

Made one catch for 11 yards in his first appearance as a Tiger against UAB ... A fast and physical deep-threat wide receiver who played for Hinds (Miss.) Community College for two seasons after high school.

**CAREER HIGHS**

Receptions: 1 vs. UAB, 2013  
 Yards: 11 vs. UAB, 2013  
 Long: 11 vs. UAB, 2013  
 Touchdowns: 0

**LESLIE'S CAREER RECEIVING STATS**

YEAR	G-GS	REC.	YDS.	TD	LG
2013	3-0	1	11	0	11
<b>Totals</b>	<b>3-0</b>	<b>1</b>	<b>11</b>	<b>0</b>	<b>11</b>



**6**  
**Craig Loston**  
 Safety  
 6-2 • 209 • Sr. • 3L  
 Aldine, Texas (Eisenhower)

- 2013 Bednarik, Nagurski and Thorpe Awards Watch List
- 2013 Preseason All-America Second Team (CBSSports.com, SI.com)
- 2013 Preseason All-America Third Team (Phil Steele)
- 2013 Preseason All-SEC First Team (Coaches, Media)
- 2012 All-SEC Second Team (AP)
- 2012 SEC Co-Defensive Player of the Week (vs. Miss. State)

One of the team leaders on a young defense ... Has played in 40 games during his career, starting 18 times ... Registered 110 career tackles to go with 4.0 tackles for loss and seven takeaways (5 interceptions, 1 forced fumble, 1 fumble recovery).

**SENIOR SEASON (2013)**

Tallied eight tackles and his first interception of the season against Auburn ... Did not play against Kent State or Mississippi State ... Tied for the team lead with five tackles against TCU in the season opener, including four solo stops.

**CAREER HIGHS**

Total tackles: 9 at Texas A&M, 2012  
 Tackles for loss: 1, four times (Last: at Texas A&M, 2012; First: vs. Ole Miss, 2010)  
 Interceptions: 1, five times (Last: vs. Auburn, 2013; First: vs. ULM, 2010)

**LOSTON'S CAREER DEFENSIVE STATS**

YEAR	G-GS	UT	AT	TT	TFL	SACKS	PBU	QBH	INT	FF	FR
2010	13-2	12	10	22	1.0-3	0	2	0	1-11	0	0
2011	11-0	8	6	14	0	0	1	0	0	1	0
2012	12-12	29	26	55	3.0-8	0	1	0	3-103	0	1-2
2013	4-4	10	9	19	0	0	1	0	1-5	0	0
<b>Totals</b>	<b>40-18</b>	<b>59</b>	<b>51</b>	<b>110</b>	<b>4.0-11</b>	<b>0</b>	<b>5</b>	<b>0</b>	<b>5-119</b>	<b>1</b>	<b>1-2</b>



**23**  
**Lamar Louis**  
 Linebacker  
 6-0 • 216 • So. • 1L  
 Breaux Bridge, La. (Breaux Bridge)

**SOPHOMORE SEASON (2013)**

Recovered a fumble at Mississippi State ... Established a new career high with seven tackles against UAB, tying for the team lead ... Backup to DJ. Welter at Mike linebacker.

**CAREER HIGHS**

Total tackles: 7 vs. UAB, 2013  
 Tackles for loss: 0

**LOUIS'S CAREER DEFENSIVE STATS**

YEAR	G-GS	UT	AT	TT	TFL	SACKS	PBU	QBH	INT	FF	FR
2012	11-5	5	8	13	0	0	0	2	0	0	0
2013	6-0	4	8	12	0	0	0	0	0	0	1-0
<b>Totals</b>	<b>17-5</b>	<b>9</b>	<b>16</b>	<b>25</b>	<b>0</b>	<b>0</b>	<b>0</b>	<b>2</b>	<b>0</b>	<b>0</b>	<b>1-0</b>



**54**  
**Justin Maclin**  
 Defensive End  
 6-4 • 242 • Jr. • 5Q  
 Memphis, Tenn. (Ridgeway)

**JUNIOR SEASON (2013)**

Lined up at defensive end during the opener against TCU but did not record any statistics ... Plagued by injuries during his LSU career, he is at full strength this fall ... Will be in the rotation at defensive end this season.

**CAREER HIGHS**

Total tackles: 1, twice (Last: vs. UAB, 2013; First: vs. Louisiana-Monroe, 2010)

**MACLIN'S CAREER DEFENSIVE STATS**

YEAR	G-GS	UT	AT	TT	TFL	SACKS	PBU	QBH	INT	FF	FR
2010	1-0	0	1	1	0	0	0	0	0	0	0
2011	-- DNP (redshirted) --										
2012	2-0	0	0	0	0	0	0	0	0	0	0
2013	4-0	0	1	1	0	0	0	0	0	0	0
<b>Totals</b>	<b>7-0</b>	<b>0</b>	<b>2</b>	<b>2</b>	<b>0</b>	<b>0</b>	<b>0</b>	<b>0</b>	<b>0</b>	<b>0</b>	<b>0</b>





14

## Terrence Magee

Running Back  
5-9 • 214 • Jr. • 1L  
Franklinton, La. (Franklinton)

### JUNIOR SEASON (2013)

Second on the team with 243 rushing yards and three rushing TDs in six games ... Ran for 108 yards and one touchdown on nine carries (all in the second half) against Kent

State, marking the first 100-yard rushing game of his career ... Exploded for then-career highs of 95 rushing yards and two touchdowns on 13 carries against a traditionally stout TCU defense in the season opener, including a career-long 52-yard TD scamper early in the third quarter ... Completed the transition back to running back from wide receiver during fall camp and established himself as a viable option in the run game.

### RUSHING CAREER HIGHS

Attempts: 13 vs. TCU, 2013  
Yards: 108 vs. Kent State, 2013  
Touchdowns: 2 vs. TCU, 2013  
Long: 52 vs. TCU, 2013

### RECEIVING CAREER HIGHS

Receptions: 1, twice (Last: vs. UAB, 2013; First: vs. Idaho, 2012)  
Yards: 15 vs. UAB, 2013  
Long: 15 vs. UAB, 2013

### MAGEE'S CAREER RUSHING STATS

YEAR	G-GS	ATT.	YDS.	TD	LG
2011	5-0	27	133	1	35
2012	9-0	1	0	0	0
2013	6-0	38	243	3	52 (TD)
<b>Totals</b>	<b>20-0</b>	<b>66</b>	<b>376</b>	<b>4</b>	<b>52</b>

### MAGEE'S CAREER RECEIVING STATS

YEAR	G-GS	REC.	YDS.	TD	LG
2011	5-0	0	0	0	0
2012	9-0	1	7	0	7
2013	6-0	2	17	0	15
<b>Totals</b>	<b>20-0</b>	<b>3</b>	<b>24</b>	<b>0</b>	<b>15</b>



26

## Ronald Martin

Safety  
6-1 • 218 • Jr. • 2L  
White Castle, La. (White Castle)

### JUNIOR SEASON (2013)

Starting safety alongside Craig Loston ... Has started six times and played in 21 games during his career ... Had two PBU's at Mississippi State and both came on fourth down

passes by the Bulldogs ... Set a career high with seven tackles at Georgia ... Did not play against Auburn ... Tied his career high with five stops versus Kent State ... Matched his career high with five tackles against UAB.

### CAREER HIGHS

Total tackles: 7 at Georgia, 2013  
Tackles for loss: 0.5, twice (Last: vs. Idaho, 2012; First: vs. North Texas, 2012)  
Interceptions: 2 vs. Idaho, 2012  
PBU's: 2 at Mississippi State, 2013

### MARTIN'S CAREER DEFENSIVE STATS

YEAR	G-GS	UT	AT	TT	TFL	SACKS	PBU	QBH	INT	FF	FR
2011	3-0	2	1	3	0	0	2	0	0	0	0
2012	13-1	18	17	35	1.0-1	0	0	0	2-45	1	0
2013	5-5	11	14	25	0	0	4	0	0	0	0
<b>Totals</b>	<b>21-6</b>	<b>31</b>	<b>32</b>	<b>63</b>	<b>1.0-1</b>	<b>0</b>	<b>6</b>	<b>0</b>	<b>2-45</b>	<b>1</b>	<b>0</b>



8

## Zach Mettenberger

Quarterback  
6-5 • 235 • Sr. • 2L  
Watkinsville, Ga. (Butler (Kan.) Comm. College)

- 2013 SEC Offensive Player of the Week (at Mississippi State)
- 2013 Maxwell Award Watch List

In his second season as LSU's starting quarterback ... Leader both on and off the field for the Tigers ... Has played in 24 games at LSU with 19 starts ... Joined Matt Flynn (10 in 2007) and Warren Rabb (11 in 1958) as the only quarterbacks in LSU history to lead the Tigers to double-figure victories in first season as starting quarterback ... Is 15-4 as a starter at LSU ... Ranks eighth in LSU history with 4,439 career passing yards ... Ranks eighth in LSU history with 322 career completions ... Ranks 10th in LSU history with 520 career attempts ... Has thrown for 4,439 yards and 28 touchdowns so far in his LSU career.

### SENIOR SEASON (2013)

Season stats: 107-157 for 1,738 yards, 15 touchdowns and two interceptions ... Leads the SEC in: pass efficiency at 190.1, passing yards, passing touchdowns and passing yards per completion at 16.24 ... Ranks sixth nationally with 15 TD passes ... Ranks fourth nationally in passing efficiency, sixth in passing yards per completion and seventh in passing yards ... Ranks third in the league in passing yards per game at 289.7 ... Has more passing TDs (15) and passing yards (1,738) than any player in LSU history through the first six games of a season ... Became only the third QB in LSU history and the first since Rohan Davey in 2001 to have 300-plus yards passing in back-to-back games ... Named the SEC Offensive Player of the Week after he completed 25-of-29 passes for 340 yards and two touchdowns at Mississippi State, and his .860 completion percentage ranks as the fourth-highest total for a QB in school history in a game with at least 20 attempts ... At one point he completed 12 straight passes against MSU (including all nine attempts in the second half), which is tied for the fourth-most in a game in school history, and his 25 total completions are the most by an LSU QB since Rohan Davey had 31 in the 2002 Sugar Bowl vs. Illinois ... Shattered his career high as he broke the 300 passing yard mark for the first time in his career at Georgia, finishing 23-of-37 for 372 yards with three touchdowns and no INTs ... His 372 passing yards at UGA are the most in a game by an LSU QB since Davey threw for 444 against Illinois in the Sugar Bowl on Jan. 1, 2002, and the most against an SEC opponent since Davey passed for 528 at Alabama in 2001 ... His 372 passing yards at UGA also rank as the sixth-most in a single game in LSU history ... Threw for 229 yards and one touchdown against Auburn and also threw his first INT of the season, breaking a streak of 77 straight passes without one ... His nine TD passes rank as the most in LSU history through the first three games of a season ... Finished 13-of-18 for 264 yards and three touchdowns against Kent State, marking his third straight game with 250-plus passing yards and the sixth time in his career ... Completed 16-of-19 passes for 282 yards and a school-record 5 TDs in the win against UAB ... The 5 TDs broke the previous record of 4, which was set on 11 different occasions ... Became the first LSU QB to throw three or more TDs in a half since JaMarcus Russell fired three in the first half of the Mississippi State game on Sept. 30, 2006 ... Opened the 2013 season with a strong performance against TCU, completing 16-of-32 passes for 251 yards and one touchdown late in the game that sealed LSU's victory ... The 251 passing yards is the most in an LSU season opener since JaMarcus Russell threw for 253 in the 2006 opener against Louisiana-Lafayette.

### CAREER HIGHS

Attempts: 37, twice (Last: at Georgia, 2013; First: vs. Ole Miss, 2012)  
Completions: 25 at Mississippi State, 2013  
Yards: 372 at Georgia, 2013  
Touchdowns: 5 vs. UAB, 2013

### METTENBERGER'S CAREER PASSING TOTALS

YEAR	G-GS	COMP-ATT-INT.	YDS.	TD	LG
2011	5-0	8-11-0	92	1	24
2012	13-13	207-352-7	2,609	12	56
2013	6-6	107-157-2	1,738	15	52
<b>Totals</b>	<b>24-19</b>	<b>322-520-9</b>	<b>4,439</b>	<b>28</b>	<b>56</b>



28

## Jalen Mills

Cornerback  
6-1 • 189 • So. • 1L  
DeSoto, Texas (DeSoto)

- 2013 Preseason All-SEC Third Team (Media)
- 2012 Freshman All-America First Team (Sporting News, CBSSports.com, FoxSportsNext.com)
- 2012 SEC Freshman of the Week (vs. Washington)

### SOPHOMORE SEASON (2013)

Picked off his second pass of the season against Auburn ... Led the team with five solo tackles, one interception and one PBU in the season opener against TCU, showing off his lockdown ability on the outside ... Returning freshman All-America selection at cornerback who started all 13 games last season.

### CAREER HIGHS

Total tackles: 9 at Arkansas, 2012  
Interceptions: 1, four times (Last: vs. Auburn, 2013; First: vs. Washington, 2012)  
Pass Breakups: 2 at Arkansas, 2012

### MILLS' CAREER DEFENSIVE STATS

YEAR	G-GS	UT	AT	TT	TFL	SACKS	PBU	QBH	INT	FF	FR
2012	13-13	38	19	57	0	0	5	0	2-18	0	0
2013	6-6	16	4	20	0	0	2	0	2-(-6)	0	0
<b>Totals</b>	<b>19-19</b>	<b>54</b>	<b>23</b>	<b>77</b>	<b>0</b>	<b>0</b>	<b>7</b>	<b>0</b>	<b>4-12</b>	<b>0</b>	<b>0</b>



**92**  
**Lewis Neal**  
 Defensive End  
 6-1 • 238 • Fr. • HS  
 Wilson, N.C. (James B. Hunt)

**TRUE FRESHMAN SEASON (2013)**

Credited with three tackles and one QB hurry in limited action against Kent State ... Racked up four tackles and half a sack in his first game as a Tiger against UAB ... True freshman defensive end who is a very quick and explosive player off the line.

**CAREER HIGHS**

Total tackles: 4 vs. UAB, 2013  
 Tackles for loss: 0.5 vs. UAB, 2013  
 Sacks: 0.5 vs. UAB, 2013

**NEAL'S CAREER DEFENSIVE STATS**

YEAR	G-GS	UT	AT	TT	TFL	SACKS	PBU	QBH	INT	FF	FR
2013	4-0	0	7	7	0.5-2	0.5-2	0	1	0	0	0
<b>Totals</b>	<b>4-0</b>	<b>0</b>	<b>7</b>	<b>7</b>	<b>0.5-2</b>	<b>0.5-2</b>	<b>0</b>	<b>1</b>	<b>0</b>	<b>0</b>	<b>0</b>



**43**  
**Connor Neighbors**  
 Fullback  
 5-11 • 239 • Sr. • 1L  
 Huntsville, Ala. (Huntsville)

**SENIOR SEASON (2013)**

Played in 24 games with one start in his career ... Started at Mississippi State ... Caught a pass and rumbled 52 yards, the longest reception of any LSU player this season, against Kent State ... Saw extensive action in the opener against TCU where he rushed once and caught one pass for three yards ... Teams with J.C. Copeland to give LSU one of the best fullback tandems in college football.

**NEIGHBORS' CAREER RUSHING STATS**

YEAR	G-GS	ATT.	YDS.	TD	LG
2010	1-0	0	0	0	0
2011	4-0	0	0	0	0
2012	13-0	1	5	0	5
2013	6-1	2	0	0	1
<b>Totals</b>	<b>24-1</b>	<b>3</b>	<b>5</b>	<b>0</b>	<b>5</b>

**NEIGHBORS' CAREER RECEIVING STATS**

YEAR	G-GS	REC.	YDS.	TD	LG
2010	1-0	0	0	0	--
2011	4-0	0	0	0	--
2012	13-0	0	0	0	--
2013	6-1	3	71	0	52
<b>Totals</b>	<b>24-1</b>	<b>3</b>	<b>71</b>	<b>0</b>	<b>52</b>



**55**  
**Elliott Porter**  
 Center  
 6-4 • 300 • Jr. • 1L  
 Westwego, La. (Kentucky)

**JUNIOR SEASON (2013)**

Has 26 knockdowns this season: 4 vs. TCU, team-high 6 vs. UAB, 4 vs. Kent State, team-high 7 vs. Auburn, 2 at Georgia, 3 at Mississippi State ... Takes over as starting center for the departed P.J. Lonergan ... Has played in 16 career games with seven starts to his credit, all at center ... Started and played the entire game against TCU in the opener, helping pave the way for LSU to rack up 448 total yards of offense.



**59**  
**Jermauria Rasco**  
 Defensive End  
 6-3 • 262 • Jr. • 2L  
 Shreveport, La. (Evangel Christian)

**JUNIOR SEASON (2013)**

Tied his career high with six tackles against Auburn and again at Georgia ... Set a career high with six tackles and a sack against UAB ... Earned the first start of his career against TCU in the season opener and produced a team high five tackles and combined for a sack with Danielle Hunter ... Talented end who plays well against the run and pass.

**CAREER HIGHS**

Total tackles: 6, three times (Last: at Georgia, 2013; First: vs. UAB, 2013)  
 Tackles for loss: 1.0, six times (Last: at Georgia, 2013)  
 Sacks: 1.0, three times (Last: vs. UAB, 2013; First: vs. Auburn, 2011)

**RASCO'S CAREER DEFENSIVE STATS**

YEAR	G-GS	UT	AT	TT	TFL	SACKS	PBU	QBH	INT	FF	FR
2011	9-0	10	7	17	3.5-21	2.0-17	0	0	0	0	0
2012	13-0	2	8	10	2.0-3	0	0	1	0	1	0
2013	6-6	10	19	29	3.0-12	1.5-8	1	4	0	0	0
<b>Totals</b>	<b>28-6</b>	<b>22</b>	<b>34</b>	<b>56</b>	<b>8.5-36</b>	<b>3.5-25</b>	<b>1</b>	<b>5</b>	<b>0</b>	<b>1</b>	<b>0</b>



**40**  
**Duke Riley**  
 Linebacker  
 6-1 • 208 • Fr. • HS  
 Buras, La. (John Curtis)

**TRUE FRESHMAN SEASON (2013)**

Posted a half tackle for a loss of eight yards when Auburn's punter dropped the ball and tried to get off the punt ... Sees action on LSU's special teams units ... A speedy linebacker that has the ability to put pressure on the quarterback and cover receivers down field.

**CAREER HIGHS**

Total tackles: 1, twice (Last: vs. Auburn, 2013; First: vs. Kent State, 2013)  
 Tackles for loss: 0.5 vs. Auburn, 2013  
 Sacks: 0

**RILEY'S CAREER DEFENSIVE STATS**

YEAR	G-GS	UT	AT	TT	TFL	SACKS	PBU	QBH	INT	FF	FR
2013	6-0	0	2	2	0.5-8	0	0	0	0	0	0
<b>Totals</b>	<b>6-0</b>	<b>0</b>	<b>2</b>	<b>2</b>	<b>0.5-8</b>	<b>0</b>	<b>0</b>	<b>0</b>	<b>0</b>	<b>0</b>	<b>0</b>



**21**  
**Rashard Robinson**  
 Defensive Back  
 6-1 • 163 • Fr. • HS  
 Pompano Beach, Fla. (Ely)

**TRUE FRESHMAN SEASON (2013)**

Recorded his first PBU at Mississippi State ... Made his first career tackle against Kent State ... Played against UAB but did not record any stats ... Joined the team on Aug. 28 after being cleared to enroll ... Missed all of fall camp while waiting on clearance from the NCAA Eligibility Center ... Lengthy comeback with outstanding speed and aggressive mindset on the field.

**CAREER HIGHS**

Total tackles: 1 vs. Kent State, 2013  
 PBUs: 1 at Mississippi State, 2013  
 Interceptions: 0

**ROBINSON'S CAREER DEFENSIVE STATS**

YEAR	G-GS	UT	AT	TT	TFL	SACKS	PBU	QBH	INT	FF	FR
2013	5-0	3	1	4	0	0	1	0	0	0	0
<b>Totals</b>	<b>5-0</b>	<b>3</b>	<b>1</b>	<b>4</b>	<b>0</b>	<b>0</b>	<b>1</b>	<b>0</b>	<b>0</b>	<b>0</b>	<b>0</b>



**89**  
**DeSean Smith**  
 Tight End  
 6-4 • 241 • Fr. • HS  
 Lake Charles, La. (Barbe)

**TRUE FRESHMAN SEASON (2013)**

Made the first catch of his career for 14 yards and a first down against UAB ... Saw his first action as a Tiger in the season opener against TCU ... Was targeted once on a redzone play, but the pass was broken up ... Outstanding pass catcher with great athleticism in the open field ... Also contributes on special teams.

**SMITH'S CAREER RECEIVING STATS**

YEAR	G-GS	REC.	YDS.	TD	LG
2013	6-0	1	14	0	14
<b>Totals</b>	<b>6-0</b>	<b>1</b>	<b>14</b>	<b>0</b>	<b>14</b>



# 84

## Logan Stokes

**Tight End**

**6-5 • 251 • Jr. • JC**

**Muscle Shoals, Ala. (NE Mississippi CC)**

### JUNIOR SEASON (2013)

Played against TCU and started against UAB but did not catch a pass ... Athletic tight end who can serve as both a pass catcher and a run blocker.

#### STOKES' CAREER RECEIVING STATS

YEAR	G-GS	REC.	YDS.	TD	LG
2013	6-1	0	0	0	0
<b>Totals</b>	<b>6-1</b>	<b>0</b>	<b>0</b>	<b>0</b>	<b>0</b>



# 13

## Dwayne Thomas

**Cornerback**

**6-0 • 181 • Fr. • RS**

**New Orleans, La. (O. Perry Walker)**

### REDSHIRT FRESHMAN SEASON (2013)

Recorded three pass breakups against Auburn ... Earned his first tackle for a loss against Kent State ... Made the first tackle of his career against TCU in the opener ...

Reserve cornerback who should see a lot of action this season in the nickel and dime packages ... Valuable contributor on special teams.

#### CAREER HIGHS

Total tackles: 2, twice (Last: vs. Auburn, 2013; First: vs. Kent State, 2013)

PBUs: 3 vs. Auburn, 2013

Interceptions: 0

#### THOMAS' CAREER DEFENSIVE STATS

YEAR	G-GS	UT	AT	TT	TFL	SACKS	PBU	QBH	INT	FF	FR
2012	3-0	0	0	0	0	0	0	0	0	0	0
2013	5-0	3	4	7	1.0-1	0	4	0	0	0	0
<b>Totals</b>	<b>8-0</b>	<b>3</b>	<b>4</b>	<b>7</b>	<b>1.0-1</b>	<b>0</b>	<b>4</b>	<b>0</b>	<b>0</b>	<b>0</b>	<b>0</b>



# 95

## Quentin Thomas

**Defensive Tackle**

**6-3 • 290 • So. • SQ**

**Breaux Bridge, La. (Breaux Bridge)**

### SOPHOMORE SEASON (2013)

Played well against UAB, posting four tackles, one PBU and a fumble recovery ... Competed against TCU but did not record any stats ... Backup defensive tackle behind Ego Ferguson ... Promising player with a lot of upside.

#### CAREER HIGHS

Total tackles: 4 vs. UAB, 2013

Sacks: 0

Tackles for loss: 0

#### THOMAS' CAREER DEFENSIVE STATS

YEAR	G-GS	UT	AT	TT	TFL	SACKS	PBU	QBH	INT	FF	FR
2012	3-0	0	1	1	0	0	0	0	0	0	0
2013	4-0	2	4	6	0	0	1	0	0	0	1-0
<b>Totals</b>	<b>7-0</b>	<b>2</b>	<b>5</b>	<b>7</b>	<b>0</b>	<b>0</b>	<b>1</b>	<b>0</b>	<b>0</b>	<b>0</b>	<b>1-0</b>



# 12

## Corey Thompson

**Safety**

**6-2 • 212 • So. • 1L**

**Missouri City, Texas (Fort Bend Elkins)**

### SOPHOMORE SEASON (2013)

Rotates in at safety for the Tigers ... Played in five games with one start ... Earned his first career start at Mississippi State and tied for the team lead with a career-high six tackles and three pass breakups ... Posted five tackles against Auburn, including a half tackle for a loss of eight yards when Auburn's punter dropped the ball and tried to get a punt away ... Comes from an athletic family as his dad played football at Texas A&M and his mom was a track star at both the collegiate and International levels.

#### CAREER HIGHS

Total tackles: 6 at Mississippi State, 2013

Tackles for loss: 0.5 vs. Auburn, 2013

Interceptions: 0

PBUs: 3 at Mississippi State, 2013

#### THOMPSON'S CAREER DEFENSIVE STATS

YEAR	G-GS	UT	AT	TT	TFL	SACKS	PBU	QBH	INT	FF	FR
2012	13-0	5	6	11	0	0	0	0	0	0	0
2013	5-1	8	9	17	0.5-8	0	3	0	0	0	0
<b>Totals</b>	<b>18-1</b>	<b>13</b>	<b>15</b>	<b>28</b>	<b>0.5-8</b>	<b>0</b>	<b>3</b>	<b>0</b>	<b>0</b>	<b>0</b>	<b>0</b>



# 56

## Trai Turner

**Offensive Guard**

**6-3 • 316 • So. • 1L**

**New Orleans, La. (St. Augustine)**

### SOPHOMORE SEASON (2013)

Has 14 knockdowns this season: 4 vs. TCU, 2 vs. Kent State, 1 vs. Auburn, 2 at Georgia, team-leading 5 at Mississippi State ... Started 13 times at right guard in 18 career games played ... Returning starter at right guard for the Tigers after taking over that position midway through the 2012 season ... Powerful run blocker who also excels in protection in the passing game ... Played in 12 games with seven starts at right guard as a freshman.



# 75

## Evan Washington

**Offensive Tackle**

**6-6 • 334 • Jr. • SQ**

**DeSoto, Texas (DeSoto)**

### JUNIOR SEASON (2013)

Played in five games with no starts ... Filled in for an injured Trai Turner at right guard against Auburn and posted three knockdowns in 58 snaps ... Sees time on special teams units ... Talented offensive lineman who is finally ready to see playing time after sitting out the past two seasons due to injuries and academic reasons ... Son of Marvin Washington, an 11-year NFL veteran from 1989-99.



# 31

## D.J. Welter

**Linebacker**

**6-1 • 226 • Jr. • SQ**

**Crowley, La. (Notre Dame)**

### JUNIOR SEASON (2013)

Has played in 14 games in his career with six starts ... Led the team with nine tackles at Georgia ... Tied for the team lead with a career-high 11 tackles against Auburn, including one TFL ... Tallied the first sack of his career for a loss of five against Kent State ... Made the first start of his career against TCU in the season opener ... Solid linebacker who has good instincts.

#### CAREER HIGHS

Total tackles: 11 vs. Auburn, 2013

Tackles for loss: 1.0, twice (Last: vs. Auburn, 2013; First: vs. Kent State, 2013)

Sacks: 1.0 vs. Kent State, 2013

#### WELTER'S CAREER DEFENSIVE STATS

YEAR	G-GS	UT	AT	TT	TFL	SACKS	PBU	QBH	INT	FF	FR
2011	7-0	1	4	5	0	0	0	0	0	0	0
2012	1-0	0	2	2	0	0	0	0	0	0	0
2013	6-6	10	21	31	2.0-6	1.0-5	1	0	0	0	0
<b>Totals</b>	<b>14-6</b>	<b>11</b>	<b>27</b>	<b>38</b>	<b>2.0-6</b>	<b>1.0-5</b>	<b>1</b>	<b>0</b>	<b>0</b>	<b>0</b>	<b>0</b>



16  
**Tre'Davious White**

**Cornerback**  
**5-11 • 177 • Fr. • HS**  
**Shreveport, La. (Green Oaks)**

**TRUE FRESHMAN SEASON (2013)**

Has four starts in six games played ... Recorded the first interception of his career at Mississippi State and returned it 40 yards to the MSU 5, setting up an LSU touchdown that put the game away for good ... Finished the game at MSU with three tackles and two PBUs along with the INT ... Tallied seven tackles and one PBU against Auburn ... Made his first start at cornerback against Kent State and posted four solo tackles, one TFL and one forced fumble ... Played much of the game against UAB and finished with six tackles ... Saw his first action as a Tiger on special teams against TCU in the Cowboys Classic but did not record any stats ... One of the most highly-rated defensive backs as a high school senior in 2012 ... Adds tremendous depth in the defensive backfield.

**CAREER HIGHS**

Total tackles: 7 vs. Auburn, 2013  
 PBUs: 2 at Mississippi State, 2013  
 Interceptions: 1 at Mississippi State, 2013

WHITE'S CAREER DEFENSIVE STATS										
YEAR	G-GS	UT	AT	TT	TFL	SACKS	PBU	QBH	INT	FF
2013	6-4	12	10	22	1.0-1	0	3	0	1-40	1
<b>Totals</b>	<b>6-4</b>	<b>12</b>	<b>10</b>	<b>22</b>	<b>1.0-1</b>	<b>0</b>	<b>3</b>	<b>0</b>	<b>1-40</b>	<b>1</b>



82  
**James Wright**  
**Wide Receiver**  
**6-2 • 203 • Sr. • 3L**  
**Belle Chasse, La. (Belle Chasse)**

**SENIOR SEASON (2013)**

Played in 44 games during his career with six starts ... Has 25 career receptions for 304 yards ... Made two more special teams tackles against Kent State ... Taken on a stronger role in special teams as a senior and came up big against TCU in the Cowboys Classic as he made three special teams tackles and forced and recovered a fumble that led to an LSU field goal.

**CAREER HIGHS**

Receptions: 5 vs. Washington, 2012  
 Yards: 75 vs. Washington, 2012  
 Touchdowns: 0  
 Long: 48 vs. Ole Miss, 2012

WRIGHT'S CAREER RECEIVING STATS					
YEAR	G-GS	REC.	YDS.	TD	LG
2010	12-0	2	21	0	13
2011	14-2	5	41	0	13
2012	12-4	18	242	0	48
2013	6-0	0	0	0	0
<b>Totals</b>	<b>44-6</b>	<b>25</b>	<b>304</b>	<b>0</b>	<b>48</b>