

# LSU 2012-13 BASKETBALL

NATIONAL TITLES  
1935

SEC CHAMPIONS  
1935 • 1953 • 1954 • 1979 • 1981  
1985 • 1991 • 2000 • 2006 • 2009

NCAA FINAL FOUR  
1953 • 1981 • 1986 • 2006

# 29

## University of Mississippi

Saturday, March 9, 2013 \* 12:30 p.m. CST (SEC Network)

Baton Rouge, La. \* Pete Maravich Assembly Center (Capacity 13,215)

### LSU (18-10, 9-8)

#### November

Fri. 9	UC SANTA BARBARA	W, 77-63
Tues. 13	MCNEESE (CST)	W, 73-48
Tues. 20	NORTHWESTERN STATE (CST)	W, 102-95
Sat. 24	MISS. VALLEY STATE (CST)	W, 75-50
SEC/BIG EAST CHALLENGE		
Thurs. 29	SETON HALL (ESPNU)	W, 72-67

#### December

Tues. 11	CHATTANOOGA (CST)	W, 80-67
Fri. 14	At Boise State	L, 70-89
Tues. 18	At UC-Irvine	W, 66-60
Sat. 22	At Marquette (ESPNU)	L, 80-84
Fri. 28	HOUSTON BAPTIST (CST)	W, 75-58

#### January

Sat. 5	BETHUNE-COOKMAN	W, 79-63
Wed. 9	*At Auburn (CSS/CST)	L, 63-68
Sat. 12	*FLORIDA (ESPNU)	L, 52-74
Wed. 16	*SOUTH CAROLINA (ESPN3)	L, 73-82 (ot)
Sat. 19	*At Georgia (CSS/CST)	L, 58-67
Wed. 23	*TEXAS A&M (SEC Network)	W, 58-54
Sat. 26	*At Kentucky (SEC Network)	L, 70-75
Wed. 30	*MISSOURI (SEC Network)	W, 73-70

#### February

Sat. 2	*At Mississippi State (FSN)	W, 69-68
Wed. 6	*VANDERBILT (ESPN3)	W, 57-56
Sat. 9	*At Alabama (ESPN2)	L, 57-60
Thurs. 14	* At South Carolina (ESPN2)	W, 64-46
Sat. 16	*MISSISSIPPI STATE (ESPN3)	W, 80-68
Tues. 19	*At Tennessee (ESPNU)	L, 72-82
Sat. 23	*ALABAMA (SEC Network)	W, 97-94(3ot)
Wed. 27	*ARKANSAS (SEC Network)	W, 65-60

#### March

Sat. 2	*at Missouri (SEC Network)	L, 76-89
Wed. 6	*at Texas A&M (SEC Network)	W, 68-57
Sat. 9	*OLE MISS (SEC Network)	12:30 p.m.
March 13-17 SEC Tournament (SEC Net, ESPNU, ABC)		

\*Denotes SEC Games  
SEC Tournament in Nashville, Tenn.

### On the Air

#### Radio • LSU Sports Radio Network

Jim Hawthorne, play-by-play  
Ricky Blanton, analyst  
Kevin Ford, host

#### Television • SEC Network

Clay Matvick, play-by-play  
Joe Dean, Jr., analyst  
In Louisiana: Alexandria -- KLAX-DT2; Baton Rouge -- WAFB;  
Lafayette -- KADN; Monroe -- KARD; New Orleans -- WUPL;  
Shreveport -- KMSS.



### PROJECTED LSU STARTING LINEUP (Based on last game)

- G 10 Andre Stringer (Jr., 5-10, Jackson, Miss.) 10.1 ppg, 1.9 rpg, 2.1 apg (9.0 ppg, 2.2 rpg, 2.1 apg in SEC)**  
Stringer had his 13th double figure game with 3 treys to give him 57 for the year ... Second in the SEC in 3-pt FG % (39.9, 57-of-143) ... Leads team in FT Percentage at 73.6 (39-53) ... Had a trey in 14 straight games.
- G 0 Charles Carmouche (Sr., 6-4, New Orleans, La.) 10.9 ppg, 4.1 rpg, 3.6 apg (11.6 ppg, 4.6 rpg, 3.4 apg in SEC)**  
Has had four straight 20-point games, the first time for an LSU player since Tasmin Mitchell in Dec. 2009 ... Includes all-college career high 26 vs. Ark (2/27) ... 20-pointers in 5-of-last-6 ... Last 4 games, 29-49 FG, 13-25 3FG ... Ranked in top 10 in SEC in steals and assists ... Third on the team in scoring ... Last 4 games, scoring average up 1.9 ppg.
- G 1 Anthony Hickey (So., Hopkinsville, Ky.) 11.8 pg, 3.5 rg, 3.9 ag, 3.2 sg (12.5 pg, 3.5 rg, 3.8 ag, 2.9 sg in SEC)**  
Nation, SEC leader steals average ... Best of 8 vs. A&M (1/23) ... 4 assts in A&M win (3/6) marks 10th game in last 11 with at least 4 assts ... With 82 steals, 5th best single season at LSU, closing in on LSU mark for total steals (93) and trying to be just fifth player in SEC to average 3.0 steals ... 19 gms scoring double figures ... 4th SEC asst average.
- F 2 Johnny O'Bryant III (So., 6-9, Cleveland, Miss.) 13.7 ppg, 8.7 rpg (14.6 ppg, 9.3 rpg in SEC)**  
Tied for league lead in double doubles with 13 ... Flirted with triple double vs. Miss. St. (2/16) with 10 pts, 11 rebs, 8 assts ... Career high 30 pts (13-19 FG) at USC (2/14) ... Played 51 minutes in 3 of vs. Alabama (2/23) ... 2 FT's won VU game (2/9) in final seconds ... 4th in rebs overall & 2nd in SEC games only ... 4th FG pct (49.1) ... 12th overall SEC scoring.
- C 55 Andrew Del Piero (Sr., 7-3, Austin, Texas) 4.4 ppg, 3.1 rpg (3.9 ppg, 3.2 rpg in SEC)**  
Former tuba player has 21 starts this season ... Featured on ESPN College Game Day last month ... 19 min. in A&M win (3/6), 4-of-6 FGs in 9 pt game ... Career best 13 vs. MSU (2/16) ... 51-88 FG ... Posted positive pts for LSU last 7 gms.

### STORYLINES

• After starting SEC season 0-4, LSU has won 9-of-13 games to stand at 9-8 entering the final week ... Six of LSU's SEC wins have come by 5, 4, 3 (twice) and back-to-back one-point decisions.

• 18 wins equals last year's total, giving LSU second consecutive winning year ... Also, the nine conference wins, marks just the seventh time since the start of the 1993-94 season that LSU is assured of a break-even season in league play (2000, 03, 04, 05, 06, 09).

• A win in the final game gives LSU a winning conference record, something that has happened just four other times since the start of the 1993-94 season (2000, 2005, 2006, 2009).

• LSU enters Saturday's game with a 14-2 mark at the Maravich Center, the 11th time in 42 seasons in the building that LSU has won 14

games in a season at home ... Only seven teams have won a 15th game in a season.

• LSU's win Wednesday over Texas A&M was its third on the road in league play.

• JOB III's 30-points at USC (2/14) was 1st time LSU player had 30 since Tasmin Mitchell had 38 at home vs. Auburn (1-20-10) ... It was the first LSU 30-point game on the road since Mitchell had 41 at Miss. State (2-11-09).

• JOB III, with his effort last night is tied for the league lead with 13 double double.

• Charles Carmouche has scored 20-plus points in 4 straight games, marking the first time since Dec. 2009 that an LSU player (Tasmin Mitchell) has had four straight 20-point games ... The senior from NOLA, who was LSWA POW Monday,

has had 20 in 5-of-last-6 games and upped scoring average 1.9 points..

• LSU continues to lead the league in steals at 9.3 a game ... Soph. Anthony Hickey continues to lead the nation in steals at 3.2 a game.

• LSU has scored 70 points or more in 17 games this year ... LSU did that 9 times last season. .

• LSU needs 7 treys to tie and 8 to break the school mark for treys in a season of 215, set in 2003 ... Five attempts will make this LSU team just the third to take 600 3-pt FG attempts.

• LSU & Ole Miss meet only once this year, first time since 1945 when they didn't play ... LSU leads series, 117-85 ... Teams split last year & Ole Miss has won 6-of-last-10 ... LSU leads, 75-29, in games in Baton Rouge.

### BREAKDOWN

#### LSU

Record	18-10, 9-8
Ranking	N/A
Last Game	W, at Texas A&M, 68-57, 3/6/13
Head Coach	Johnny Jones
Career Record	223-172 (13th season)
LSU Record	18-10 (1st season)
vs. Ole Miss:	First meeting

#### Ole Miss

Record:	22-8, 11-6
Ranking:	N/A
Last Game:	W, vs. Alabama, 87-83, 3/5/13
Head Coach:	Andy Kennedy
Career Record:	168-99 (8th season)
OM Record:	147-86 (7th season)
vs. LSU:	9-5

# Upcoming LSU Basketball Media Calendar

**11****MONDAY**

10 a.m. -- SEC Teleconference (Coach J at 10:28 a.m.)

2 p.m. -- MEDIA SESSION

**12****TUESDAY**

Team leaves for SEC Tournament in Nashville.

**13****WEDNESDAY**

Practice and Press Conference TBA in afternoon at Bridgestone Arena in Nashville

SEC Tournament First Round Games Begin, 6:30 p.m.

**14****THURSDAY**

Second Round of the SEC Tournament ... Sessions at Noon and 6:30 p.m. (LSU time TBA) TV: SEC Network; Radio: LSU Sports Radio Network

**15****FRIDAY**

SEC Quarterfinals, Sessions Noon and 6:30 p.m. TV ESPNU in afternoon; SEC Network, ESPNU in evening.

**9****SATURDAY**

Game 29 -- Ole Miss at LSU, 12:30 p.m. CST (TV: SEC Network, Radio: LSU Sports Radio Network).

Senior Day ceremonies before the game.

**10****SUNDAY**

Final edition of Inside LSU Basketball (LSU Sports Television Network, WBRZ-TV in BR, 10:35 p.m. locally.)

## LSU Media Services

### Media Availability

Coach Johnny Jones is available in his office for early morning appointments and phone interviews. Please contact Basketball SID Kent Lowe (225-578-1864, [clowe@lsu.edu](mailto:clowe@lsu.edu)) at least 24 hours in advance.

### SEC Teleconference

The 14 SEC coaches are featured on a teleconference each Monday, beginning with the start of conference play. The conference starts at 10 a.m. (CST). Coach Jones is on at 10:28 a.m. CST. To access the media only number contact Kent Lowe or the SEC Media Relations Office (205-458-3010).

### Media Sessions

Coach Jones meets, when travel schedules permit, usually one or two days prior to games in non-conference play and usually on Mondays and Thursdays during the SEC season. The sessions take place in the practice facility meeting room. Times are announced based on practice plans with requested players brought first, followed by Coach Jones. Some travel and scheduling issues may change the time and day so media should contact the Sports Information Office to confirm start time ... Player requests need to be in to Kent Lowe at [clowe@lsu.edu](mailto:clowe@lsu.edu) no later than 24 hours in advance.

### The Johnny Jones Show

Presented by Capital One Bank

The weekly call-in show takes place primarily on Mondays at 7 p.m. from T.J. Ribs on Acadian Thruway ... The show airs in Baton Rouge on local flagship Eagle 98.1 FM, on the Internet at [www.LSUsports.net](http://www.LSUsports.net) and on many LSU Sports Radio

Network affiliates.

Former LSU basketball player Ricky Blanton will host the show for the third straight year.

### Inside LSU Basketball

Presented by Academy Sports and Outdoors

Coach Jones' weekly TV show is on a state-wide and regional network ... WBRZ-TV, Channel 2, airs the show at 10:35 p.m. Sundays. Television affiliates for the show are listed online at [LSUsports.net/tvaffiliates](http://LSUsports.net/tvaffiliates).

The first TV show is set for Dec. 9 and will air weekly once conference play begins through the end of the regular season.

### Post Game

Coach Jones will be in the media room of the practice facility after the game and the NCAA cooling off period ... Requested players will be brought to the practice facility media room as well. ... THE LSU DRESSING ROOM IS CLOSED ... To reach the media room, take the Northwest Corridor portal (where the LSU team enters the floor) ... When reaching the multi-purpose room and the glass doors, turn right ... Before reaching the steps, turn left and then take a right down the first hallway to the double wood doors and enter the media room. LSU marshalls will help direct you to the area ... The visiting coach has an interview area (where the pre-game meal is served) that he can use for his post-game media obligations if he wishes.

### WHO TO CONTACT

#### Sports Information Office

(225) 578-8226

**Michael Bonnette** - [mbonnet@lsu.edu](mailto:mbonnet@lsu.edu)

Assoc. AD/Sports Information Director

**C. Kent Lowe** - [clowe@lsu.edu](mailto:clowe@lsu.edu)

Sr. Assoc. Sports Information Director (Basketball Contact)

**Matt Dunaway** - [mdunaway@lsu.edu](mailto:mdunaway@lsu.edu)

Assoc. Sports Information Director (Asst. Bkb Contact)

**Jake Terry** - [jterry9@lsu.edu](mailto:jterry9@lsu.edu)

Associate Sports Information Director (Social Media)

#### LSU Television

Kevin Wagner - [jwagne2@lsu.edu](mailto:jwagne2@lsu.edu)

#### LSU Radio

Jim Hawthorne - [lsuradio@lsu.edu](mailto:lsuradio@lsu.edu)

#### LSU Sports Information Mailing Address

Athletics Adm. Building, Baton Rouge, La. 70803

### ON THE INTERNET

#### [www.LSUsports.net/media](http://www.LSUsports.net/media)

The Official Website of LSU Athletics is home to all the basketball information you need. Schedules, results, rosters, bios, statistics and game notes can be found and are always up to date.

#### <http://media.lsusports.net>

Media can access images for all LSU athletic teams, including action shots, heads shots, logos, etc. To gain access to the high-resolution pictures, email Michael Bonnette. You will be assigned a login and password that will enable you to retrieve pictures. This service is for the media use only.

#### [LSUsports.net/media](http://LSUsports.net/media)

Request credentials online, go to the men's basketball link.



### LSU Basketball on Twitter & Facebook

[facebook.com/lsubasketball](https://www.facebook.com/lsubasketball)

[twitter.com/lsubasketball](https://twitter.com/lsubasketball)

[twitter.com/lsumediaalerts](https://twitter.com/lsumediaalerts)

[LSUsports.net/connect](http://LSUsports.net/connect)

# Johnny Jones

Head Coach • 1st year at LSU (13th year as head coach)

He dreamed of this position. He hoped for this chance.

Johnny Jones was doing exactly what he wanted to do -- he was a successful head coach in major Division I college basketball. But in the back of his mind there was one thing he wanted. He wanted the chance to be the head coach of his alma mater at LSU. This was one time a Friday the 13th was special to Coach Jones and long-time LSU basketball fans. Vice-Chancellor and Director of Athletics Joe Alleva on the afternoon of April 13 made the call to Jones to offer him the job that made a dream now a reality -- he would become the 21st men's head basketball coach at LSU.

Jones, 51, a player on an LSU NCAA Final Four team and an assistant coach on another LSU NCAA Final Four team, returns to Baton Rouge after serving the last 11 years as the head men's basketball coach at the University of North Texas.

He becomes just the fifth alum of LSU to become the head men's basketball coach and the third to have played and served as the head coach at the school.

Since his return to Baton Rouge and his opening media session when he called it "a dream come true" and saying that he was "home", Jones has hit the ground running. First came the hiring of a veteran staff with strengths in coaching and recruiting that are known throughout the college basketball landscape. Then, while beginning to initiate his new players about his style of play, Jones and the staff had to recruit for this coming season and also get on the road to look for the players that will establish the new foundation of LSU basketball in the future.

He has also embraced all aspects of the community, traveling throughout the state on the LSU Tiger Tour, speaking to civic groups and youth organizations while expressing how much he wants people to embrace LSU basketball. He has reintroduced himself to the high school coaches in the state and reorganized LSU's booster group into a new "Tipoff Club" to offer support to the program.

Jones played four years at LSU and was a member as a freshman of the 1981 NCAA Final Four team under Coach Brown. He served 13 years on Brown's coaching staff at LSU, and was on the staff when the Tigers became at that time the first 11-seed to advance to the NCAA Final Four in 1986.

This is Jones' third career head coaching position as he served as the interim head coach at the University of Memphis during the 1999-2000 season and began his run as the head coach at the University of North Texas prior to the 2001-02 season. The Mean Green advanced to four of the last six Sun Belt

Conference Tournament championship games, including each of the last three seasons.

North Texas averaged just five wins per season in the four years prior to his arrival. Under Jones, the Mean Green averaged 21 wins per year over the last six seasons, including a school record 24 wins in 2010 and a pair of Sun Belt Conference titles and NCAA Tournament trips.

Jones won more games than any other Sun Belt coach over the last six years and he has coached five of the nine 20-win seasons in North Texas history. Jones is responsible for the third best single-season attendance mark in school history in 2012, which marks a 121 percent attendance increase over his tenure.

In 11 seasons in Denton, Jones recorded a 190-146 record, making him the second winningest coach in school history. His overall career head coaching record is 205-162.

When Johnny Jones suited up for his first game as an LSU Tiger against Colgate in the Great Alaskan Shootout in Nov. 28, 1980, it would mark the first of 121 games that he would play for LSU. Then, the player would turn coach and be on the bench assisting Coach Dale Brown for another 407 contests.

Jones served as an assistant coach in 1986 and 1987 and administrative assistant in 1988 before returning to the assistant coach position beginning with the 1988-89 season. Prior to the 1994-95 season, Jones was promoted to Associate Coach of the Tigers. Jones is the only person in LSU history to both play and coach in an NCAA Final Four.

After Coach Brown's retirement following the 1996-97 season, Jones moved to another set of Tigers in Memphis, serving as Associate Head Coach for the program in 1998 and 1999. In his first year in Memphis, Jones also helped accumulate a JUCO recruiting class that was ranked No. 1 nationally and was the cornerstone of an overall class that was ranked seventh.

At Memphis in 1998, Jones helped coach the Tigers to the Conference USA National Division championship. Jones was named the interim head coach at Memphis just prior to the 1999-2000 season. The Tigers won six of their final seven games and finished just one game below .500 with a team that had just one starter back from the previous year.

Jones would then spend one season as an assistant coach in the SEC, as an assistant with the Alabama Crimson Tide (2000-01) before being named the head coach at North Texas on April 16, 2001.

Jones and his wife, Kelli, have two children, John, and Jillian.



## The Jones File

**NAME:** Johnny Jones

**BIRTH DATE:** March 30, 1961

**AGE:** 51

**BIRTHPLACE:** DeRidder, La.

**WIFE:** Kelli

**CHILDREN:** John, Jillian

**COLLEGE:** LSU, BA, 1985

## PLAYING EXPERIENCE

### LSU

Was a freshman on the 1981 NCAA Final Four team in 1981 ... Played in 121 games, starting 54 career games ... Led LSU in assists (124) as a junior and was ranked among top five in the SEC that year ... Remains ranked 11th in career assists with 271 and is just one of 28 players in the history of the program to have dished out 200 assists or more ... His 136 career steals ranked 14th all-time on a list of 21 LSU Tigers that have recorded 100 career stats

## COACHING EXPERIENCE

**1984-85** - Student Assistant, LSU

**1985-87** - Assistant Coach, LSU

**1987-88** - Admin. Assistant, LSU

**1988-94** - Assistant Coach, LSU

**1994-97** - Associate Coach, LSU

**1997-99** - Associate Coach, Memphis

**1999-2000** -- Interim HC, Memphis

**2000-01** -- Asst. Coach, Alabama

**2001-12** -- Head Coach, North Texas

**April 13, 2012** -- Named the 21st head coach at LSU

## The Johnny Jones Record

YEAR	SCHOOL	[---OVERALL---]		[---CONF.---]		FINISH
		W-L	PCT.	W-L	PCT.	
1999-00	Memphis	15-16	.434	7-9	.437	
2001-02	North Texas	15-14	.517	8-7	.533	
2002-03	North Texas	7-21	.250	2-13	.133	
2003-04	North Texas	13-15	.464	8-8	.500	
2004-05	North Texas	14-14	.500	6-9	.400	
2005-06	North Texas	14-14	.500	6-9	.400	
2006-07	North Texas	23-11	.676	10-8	.555	NCAA First Round
2007-08	North Texas	20-11	.645	10-8	.555	
2008-09	North Texas	20-12	.625	11-7	.611	
2009-10	North Texas	24-9	.727	13-5	.722	NCAA First Round
2010-11	North Texas	22-11	.667	8-8	.500	
2011-12	North Texas	18-14	.562	9-8	.529	
<b>2012-13</b>	<b>LSU</b>	<b>18-10</b>	<b>.642</b>	<b>9-8</b>	<b>.529</b>	
<b>Totals</b>	<b>13 Years</b>	<b>223-172</b>	<b>.564</b>	<b>107-107</b>	<b>.500</b>	
<b>Memphis</b>	<b>1 Years</b>	<b>15-16</b>	<b>.434</b>	<b>7-9</b>	<b>.437</b>	
<b>North Texas</b>	<b>11 Years</b>	<b>190-146</b>	<b>.565</b>	<b>91-90</b>	<b>.503</b>	
<b>LSU</b>	<b>1 Year</b>	<b>18-10</b>	<b>.642</b>	<b>9-8</b>	<b>.529</b>	

## CAREER SPECIALTY NUMBERS

### CAREER DOUBLE-FIGURE GAMES

Andre Stringer 48  
 Anthony Hickey 35  
 Johnny O'Bryant III 32  
 Shavon Coleman 15  
 Charles Carmouche 11  
 Eddie Ludwig 4  
 Malik Morgan 3  
 Shane Hammink 2  
 Corban Collins 2  
 Jalen Courtney 2  
 Andrew Del Piero 2

### CAREER DOUBLE-FIGURE REBOUNDS

Johnny O'Bryant III 18  
 Shavon Coleman 5  
 Charles Carmouche 1

### CAREER DOUBLE-FIGURE ASSISTS

Charles Carmouche 1

### CAREER DOUBLE-DOUBLES

Johnny O'Bryant III 15  
 Shavon Coleman 5  
 Charles Carmouche 2

### CAREER THREE-POINTERS

Andre Stringer 158  
 Anthony Hickey 100  
 Charles Carmouche 44  
 Malik Morgan 23  
 Jalen Courtney 12  
 Corban Collins 10  
 Shavon Coleman 8  
 Eddie Ludwig 7  
 Shane Hammink 5  
 Johnny O'Bryant III 5

### CAREER ASSISTS

Anthony Hickey 226  
 Andre Stringer 221  
 Charles Carmouche 96  
 Eddie Ludwig 56  
 Johnny O'Bryant III 54  
 Malik Morgan 39  
 Shavon Coleman 23  
 Shane Hammink 20  
 Corban Collins 15  
 Jalen Courtney 6  
 Andrew Del Piero 4

### CAREER BLOCKS

Johnny O'Bryant III 39  
 Andrew Del Piero 33  
 Shavon Coleman 27  
 Eddie Ludwig 13  
 Malik Morgan 10  
 Anthony Hickey 9  
 Jalen Courtney 8  
 Andre Stringer 6  
 Charles Carmouche 3  
 Shane Hammink 2  
 Corban Collins 2

### CAREER STEALS

Anthony Hickey 151  
 Andre Stringer 93  
 Charles Carmouche 50  
 Eddie Ludwig 45  
 Malik Morgan 38  
 Shavon Coleman 38  
 Johnny O'Bryant III 26  
 Corbin Collins 4  
 Shane Hammink 3  
 Andrew Del Piero 5  
 Jalen Courtney 2  
 Mychal Williams 1

# 2012-13 LSU Men's Basketball Roster

NO.	NAME	CL.	POS.	HT.	WT.	EXP.	HOMETOWN/LAST SCHOOL
0	Charles Carmouche	G	6-4	187	Sr.	TR	New Orleans, La. (Memphis)
1	Anthony Hickey	G	5-11	182	So.	1L	Hopkinsville, Ky. (Christian County HS)
2	Johnny O'Bryant III	F	6-9	262	So.	1L	Cleveland, Miss. (East Side HS)
3	Jalen Courtney	F	6-8	228	Jr.	2L	Jackson, Miss. (Provine HS)
4	Corban Collins	G	6-3	192	Fr.	HS	High Point, N.C. (Massanutten Academy)
5	Shavon Coleman	F	6-5	195	Jr.	JC	Thibodaux, La. (Howard College)
10	Andre Stringer	G	5-9	178	Jr.	2L	Jackson, Miss. (Forest Hill HS)
11	Shane Hammink	F	6-7	208	Fr.	HS	Netherlands (Oakley College)
13	Eddie Ludwig	F	6-9	210	Sr.	3L	Metairie, La. (Metairie Park Country Day)
24	Malik Morgan	G	6-4	188	Fr.	HS	River Ridge, La. (John Curtis HS)
45	Mychal Williams	G	6-3	207	Jr.	RS	Bossier City, La. (Airline HS)
51	Joshua Badeaux	G	6-1	195	So.	RS	Galliano, La. (BRCC)
55	Andrew Del Piero	C	7-3	254	Sr.	SQ	Austin, Texas (Westlake HS)

**Head Coach:** Johnny Jones (LSU '85), 1st year at LSU

**Assistant Coach:** Robert Kirby (Texas-Pan American, '83), 1st year at LSU

**Assistant Coach:** Charlie Leonard (Christian Brothers, '75), 1st year at LSU

**Assistant Coach:** David Patrick (Louisiana-Lafayette, '12), 1st year at LSU

**Director of Operations:** Tom Kelsey (Lipscomb, '86), 1st year at LSU

**Video Coordinator:** Zach Kendrick (LSU, 11), 2nd year at LSU

### Transactions

On Oct. 31, LSU added three walk-ons to its roster -- Dave Jackson, Mychal Williams, Joshua Badeaux (Jackson would later leave to concentrate on academics) ... Johnny O'Bryant injured left lower leg in opener (11/9) ... Missed McNeese (11/13) ... Jalen Courtney missed Northwestern State (11/20), unspecified injury ... Point guard Anthony Hickey suspended indefinitely on Dec. 7 by Coach Jones for "violation of athletic department and university policies" ... Missed one game and practices until Dec. 13 ... Returned in second half at Boise (Dec. 14) ... Houston Baptist game (12/28) -- Anthony Hickey "disciplined" by Coach Jones, DNP; Johnny O'Bryant III does not play minor injury suffered during game at Marquette (12/22) ... Both return for Bethune Cookman game (1/5); ... Charles Carmouche did not play at Georgia (1/19) because of knee issue ... Corbin Collins returned at Miss. State (2/2) after falling and hitting his head late in the UGA game ... Suffered severe cut about eyebrows ... **Eddie Ludwig head injury at practice 1/11; remains out until further notice.**

### The Numbers Game

Here are some of the important numbers with the LSU basketball program.

**105** -- This is the 105th season of basketball at LSU.

**44-5** -- LSU record since the start of the 2005-06 season when scoring at least 80 points.

**2005** -- Year LSU last scored 100 points before the 11/20 game against Northwestern State (102-95) ... Last 100 point game was Nicholls State, 11/21/05

**2008** -- Last time an LSU player (Garrett Temple) had double figure assists in a game (Charles Carmouche -- 10 assists at Marquette, 12/22)

**2009** -- Last time LSU player had 6 treys in a game prior to this season (Andre Stringer -- 6 at Marquette, 12/22; Anthony Hickey -- 6 at Missouri, 3/2)

**1** -- No. of triple overtime games played in the Maravich Center (first 2/23/13 vs. Alabama)

**4** -- No. of times LSU has been under 50 percent in a game at the free throw line.

**10** -- No. of games LSU has hit at least 9 treys in a game this season

**17** -- No. of games LSU has scored 70 or more points (5 more than last season)

**17** -- Winning streak when LSU shoots at least 50 percent from the field.

**6-0** -- When LSU makes 30 field goals this season.

**11-3** -- LSU record when it has three-point percentage of 36.8% or better

**7-1** -- LSU record when opponents record 20 or fewer field goals made (UA, 2/9, first loss).

**6-2** -- LSU record when Anthony Hickey has four steals or more.

**9-0** -- LSU record when Anthony Hickey has five assists or more.

**6-1** -- LSU record when making 15 or more free throws.

**19** -- Steals vs. Texas A&M (1/23).

**7** -- Number of wins by 5 or fewer pts this season (since 2007, LSU 27-24 in "close games of 5 or fewer)

**3** -- Number of wins for LSU this season when trailing by 13 or more points (Seton Hall -16; Texas A&M -13; at Miss. State -17).

### Last Time Out: LSU 68, Texas A&M 57 (March 6, College Station, Texas)

The Tigers posted its third road win in league play and fourth overall this year with a strong second half at home against the Aggies. LSU began to take control of the game late in the first half, building a seven-point advantage, but gave five-points back in one elongated possession and led by just 27-25 at the half.

But in the second half, after three ties in the game, LSU began to pull away with an 11-2 run that gave LSU a 42-33 advantage. The lead eventually went to 14 points on a Charles Carmouche dunk at the 11:36 mark, 49-35. The Aggies made one run that cut the game to three points on two occasions after the 8-minute media time out, but the Tiger put the ball in the hands of Carmouche who helped the Tigers take the lead out to the final margin of 11.

Carmouche had his fourth straight game of 20 or more points with 20 on 9-of-15 shooting with five assists and one turnovers (10 assists and 1 turnover in last two games), while Johnny O'Bryant III had his 13th double double with 11 points and 10 rebounds ... Andre Stringer found his shooting touch, hitting three treys in a 10-point night.

LSU shot 48.2 percent from the floor (27-56) and 6-of-18 from the arc ... A&M out rebounded LSU, 35-31, but the Tiger press again caused turnover problems for A&M, forcing them into 18 turnovers and the Tigers held a 14-6 advantage in points off turnovers for the night.

#### Thinking SEC Tournament Scenario

The win and other results clarified LSU's SEC Tournament seeding scenarios and the two possibilities for game times for LSU's first game of the tournament on Thursday of next week at the Bridgestone Arena.

Through play on Thursday night, LSU, Arkansas and Georgia are tied for seventh at 9-8 and the Tigers will be the 7, 8 or 9 seed for the event. The 7 seed will play the 6:30 p.m. game on Thursday against the 10th seed, while the 8-9 seeds play each other in the opening game at noon. In head-to-head scenarios, if Arkansas and LSU tie for position, LSU has the tiebreaker and if LSU and UGA tie, UGA has the tiebreaker over LSU ... LSU hosts Ole Miss, Arkansas hosts A&M, and Georgia must go to Alabama on Saturday.

If the three teams remain tied for seventh (at 10-8 or 9-9), the three teams are 1-1 against each other, but Arkansas has a win over Florida and would get the seventh seed ... Georgia's win over LSU would give it the eighth seed.

As far as final positioning in the league standings, LSU could still finish in a tie for sixth with a win and a Tennessee loss at home versus Missouri.

There could be as much as a four-way tie for sixth and LSU could play UT, Vandy, Arkansas, Georgia or Texas A&M in the Thursday game.

#### The Record

The team predicted in the pre-season to finish 11th won its 18th game Wednesday night at A&M, equaling the number of wins from a year ago ... It is the ninth winning record in the last 20 seasons (since the start of the 1993-94 campaign) ... LSU's nine SEC wins means that LSU will have a break-ever record for just the 7th time in the last 20 years (2000 - 12-4; 2003 - 8-8; 2004 - 8-8; 2005 - 12-4; 2006 - 14-2; 2009 - 13-3; 2013 -- ?) ... If LSU wins, on Saturday, the 10-8 mark in league play would mark just the fifth winning record in league play in the last 20 years as LSU looks to secure a second straight post-season berth.

#### Four Seniors For Saturday's Senior Afternoon

In all, four players will be honored Saturday afternoon at the 12:30 p.m. Senior Day game with Ole Miss.

Three are the scholarship players - **Charles Carmouche**, who has been with LSU for one year; **Andrew Del Piero**, who has been at LSU five years (two with the Golden Band From Tigerland and three with the LSU basketball team); and, **Eddie Ludwig** (four-year letterman who has been sidelined by injury since mid-January).

Carmouche has been one of the main catalysts for the Tigers success, scoring 20 points or more in 5-of-the-last-six games, while Del Piero's story of Tuba player in the band to scholarship starting basketball player has been well documented by outlets such as the New York Times and ESPN. Ludwig has been sidelined by a head injury since the day before the Florida game in the first week of league play. But the four-year letterman played 99 games in his career and made some big contributions.

Although just a junior in athletic eligibility, walk-on **Mychael Williams** is a senior academically and will be honored as well during the ceremonies ... Williams was a big assist to the coaching staff helping with scouting reports for the players in pre-game practices.

The ceremonies will begin at 12:25 p.m.

#### Let's Review What LSU Has Gained Since Last Season

When this season started, LSU found itself losing a lot in point production and rebounds, but returned a good bit of the assist production from last year.

Here are the numbers: LSU entered the year trying to find a replacement for 32.8 points of a team that averaged 65.4 points a game or 50.1 percent of last year's points ... LSU lost an average of 21 rebounds a game from a team that averaged 36.9 a year ago or 56.9 percent ... Thanks to the return of Hickey and Stringer, LSU was able to keep 54.7 percent of its assists, but did lose players that recorded 33 and 49 assists.

Now this year, the six players who returned who averaged a combined 32.6 points a year ago, are averaging 45.3 points a game this year and the first-year LSU players have contributed 26.2 a game. When it comes to rebounds, the returning players this year are averaging 22.2 a game, compared with 15.9 a year ago. On the boards, the LSU newcomers have added 16.6 to get LSU's average of 37.8 ... The returnees have dished out 215 assists of LSU's 408 total, the one stat that is similar to last year.

LSU's point average is up 6.1 over last year, while rebounding is up 0.9 in average this season ... The team has made 34 more three-pointers and the shooting percentage is 22 points better than last year while the overall field goal percentage is 26 points above last season (.432 to .406).

Last season, the freshman and sophomore classes both scored 28.9 percent of the points, while the junior class scored 22.6 percent and the seniors 19.5. This season so far, the numbers are like this: Freshman 13.0%; sophomores 32.6%; juniors 31.9%; seniors 22.4%.

#### Time For A Records Watch

Some of the important season and career records watch are on page 12 of the notes, but a couple of important ones are the team season three-point mark and the steals quest of Anthony Hickey.

### CAREER DOUBLE-DOUBLES

#### JOHNNY O'BRYANT III (15)

Game	Date	Pts	Reb
<b>2011-12 (2)</b>			
at N. Texas	12-22-11	11	10
vs. Arkansas	3-8-12	18	11

#### 2012-13 (13)

vs. MVSU	11-24-12	11	10
vs. SHU	11-29-12	13	11
vs. UTC	12-11-12	18	10
at UGA	1-19-13	16	14
vs. A&M	1-23-13	14	10
at UK	1-26-13	21	12
vs. Missouri	1-30-13	14	11
at Miss. St.	2-2-13	12	12
at Alabama	2-9-13	22	11
at Carolina	2-14-13	30	10
at Miss. St.	2-16-13	10	11
Alabama	2-13-13	24	10
at Tex. A&M	3-6-13	11	10

#### SHAVON COLEMAN (5)

Game	Date	Pts	Reb
<b>2012-13</b>			
vs. McNeese	11-13-12	25	10
vs. MVSU	11-24-12	16	11
at UCI	12-18-12	13	11
vs. HBU	12-28-12	11	13
vs. BCU	1-5-13	14	12

#### CHARLES CARMOUCHE (2)

Game	Date	Pts	Ast.
<b>2012-13</b>			
at Marquette	12-22-12	15	10
Alabama	2-23-13	20	11

#### LSU Scoring Runs

7-0	13
8-0	15
9-0	7
10-0	6 (UCSB, MV, UCI, MU, A&M, UA)
11-0	5 (McN, UTC 2, BC, Mo.)
12-0	1 (UF)
13-0	4 (NW St., SHU, HB, Ark.)
14-0	
15-0	
16-0	1 (VU)

#### Opp. Scoring Runs

7-0	13
8-0	14
9-0	12
10-0	1 (UF)
11-0	2 (at BSU, at MU)
12-0	2 (BC, Mo)
13-0	
14-0	
15-0	1 (at Marquette)

## LSU STATISTICAL NUMBERS

<b>Overall</b>	<b>LSU</b>	<b>OM</b>
Scoring Average	71.5	79.1
Opp. Scoring Average	68.4	68.1
Scoring Margin	+3.1	+11.0
FG Percentage	43.2	43.6
Opp. FG Percentage	41.9	41.3
3 PT FG Pct.	34.8	33.6
Opp. 3 PT FG Pct.	30.3	31.4
3FGs per Game	7.4	7.1
FT Percentage	63.7	69.6
Opp. FT Percentage	68.7	66.6
FT Made Per Game	12.4	17.3
Rebound Avg	37.8	38.9
Opp. Rebound Avg.	36.9	37.8
Rebound Margin	+0.9	+1.1
Assists Average	14.6	12.9
Turnover Average	14.8	13.4
Blocks Average	3.8	5.4
Steals Average	9.3	8.5
<b>SEC GAMES</b>	<b>LSU</b>	<b>OM</b>
Scoring Average	67.8	76.1
Opp. Scoring Average	68.8	71.2
Scoring Margin	-1.1	+4.8
FG Percentage	41.9	42.5
Opp. FG Percentage	43.7	43.7
3 PT FG Pct.	33.7	34.9
Opp. 3 PT FG Pct.	28.9	34.3
3FGs per Game	7.0	6.9
FT Percentage	66.1	71.0
Opp. FT Percentage	67.6	65.8
FT Made Per Game	11.7	17.7
Rebound Avg	35.6	37.1
Opp. Rebound Avg.	36.8	38.1
Rebound Margin	-1.2	-0.9
Assists Average	13.5	12.2
Turnover Average	13.6	11.1
Blocks Average	2.9	4.8
Steals Average	8.1	7.4

The six treys by LSU Wednesday put the Tigers at 207 treys for the season, the third best single season at LSU ... The Tigers need eight to tie the all-time school best single season of 215 ... Here are the numbers:

### LSU Team Season 3-Point FG Made

<b>1. 215</b>	<b>2002-03</b>
<b>2. 213</b>	<b>2008-09</b>
<b>3. 207</b>	<b>2012-13</b>

Also, LSU has attempted 595 treys and only two teams have attempted more at LSU – the 1995-96 team attempted 614 and the 2007-08 team attempted 624.

Hickey is at 82 steals and that number bumped him past a big group into fifth place in the single season race at LSU as he tries to get to the school record mark of 93:

### Single Season Total Steals

<b>1. Darryl Joe</b>	<b>1986-87</b>	<b>93</b>
<b>2. Clarence Ceasar</b>	<b>1991-92</b>	<b>90</b>
<b>3. Derrick Taylor</b>	<b>1985-86</b>	<b>86</b>
<b>4. Ethan Martin</b>	<b>1980-81</b>	<b>83</b>
<b>5. Anthony Hickey</b>	<b>2012-13</b>	<b>82</b>

The chance is also very much alive for him to bet the fifth player in the SEC (six times) to average 3.0 steals per game or better is still very much alive. Here are the others:

**Gerald Glass, Ole Miss (3.0) – 1989**

**Chuck Evans, Miss. State (3.0) – 1992**

**Clarence Ceasar, LSU (3.0) – 1994, 1995**

**Devan Downey, South Carolina (3.2) -- 2008**

### League Leading Doubles

Johnny O'Bryant III kept himself in the middle of the double double race in the league with his 13th of the year Wednesday at Texas A&M, tied with Jarnell Stokes of Tennessee ... Ten of JOB III's double ups have come in SEC play, including a string of five straight ... His five straight double doubles earlier in SEC play topped a mark of four consecutive by Storm Warren that stood since December 2009 ... Here are his double doubles (six of which have come on the road):

**Mississippi Valley (11/24) – 11 points, 10 rebounds**

**Seton Hall (11/29) – 13 points, 11 rebounds**

**UTC (12/11) – 18 points, 10 rebounds**

**At Georgia (1/19) – 16 points, 14 rebounds**

**Texas A&M (1/23) – 14 points, 10 rebounds**

**At Kentucky (1/26) – 21 points, 12 rebounds**

**Missouri (1/30) – 14 points, 11 rebounds**

**At Miss. State (2/2) – 12 points, 12 rebounds**

**At Alabama (2/9) – 22 points, 11 rebounds**

**At South Carolina (2/14) – 30 points, 10 rebounds**

**Miss. State (2/16) – 10 points, 11 rebounds**

**Alabama (2/23) – 24 points, 10 rebounds**

**At Texas A&M (3/6) – 11 points, 10 rebounds**

### A Memorable Triple (2/23)

Some leftover notes from the 97-94 triple overtime win over Alabama:

While this was the first triple overtime game at the Maravich Center, it wasn't the longest game in LSU history ... LSU played two other triple overtime games, ironically, the last was in February 1999 at Alabama, which Alabama won 72-71 ... The other came during the 1960-61 seasons when Furman beat LSU, 56-55, in triple overtime in Greenville, S.C. ... But the longest game in LSU history is a four overtime affair against, believe it or not, Alabama, in Tuscaloosa in the 1972 season ... Alabama won that game by a score of 103-99.

At least in the three overtime games, Charles Carmouche tied Maurice Carter for most minutes played with 54 ... The Tigers overall are 35-49 in overtime games, 6-6 in multiple OT games (1-2 in three-overtime games) ... LSU is 22-19 in overtime games in Baton Rouge.

### State, Vandy Games Just Third Time Since 1972 To Win Back-to-Back One-Pointers

When LSU won 69-68 at Mississippi State (2/2) and 57-56 versus Vandy (2/6) at home, if marked just the third time since 1972 that LSU has won back-to-back one-point games:

**2013**

**Feb. 2 – At Miss. State – LSU 69-68; Feb. 6 – At Baton Rouge – LSU 57, Vanderbilt 56**

**1982**

**Jan. 16 – At Georgia – LSU, 54-53; Jan. 20 – At Baton Rouge – LSU 69, Auburn 68**

1972

Jan. 31 – At Tennessee – LSU, 63-62; Feb. 5 – At Baton Rouge – LSU 67, Ole Miss 66

LSU has seven wins this season by five points or less, including SEC wins by 5, 4, 3 (twice) and twice by 1 ... LSU is 27-24 in games of five points or less since the start of the 2007 season ... Besides the two listed above, LSU also beat Seton Hall, 72-67; Texas A&M, 58-54; Missouri, 73-70, and, Alabama, 97-94 (3ot) all at the PMAC ... Overall this season, LSU is 7-4 in games decided by 5 points or less.

**Comebacks Galore**

It wasn't as big a comeback in the Alabama game (2/23), but the Tigers needed one of their signature rallies to force the game into what would be three overtimes ... LSU was down 10, 69-59, with 3-plus minutes remaining and LSU outscored the Tide, 10-0, the rest of the way to force overtime.

The 17-point comeback by LSU at Mississippi State (2/2) to win equals the biggest since last year's 17-point comeback to win, also against State ... The pair of games is the biggest comebacks to win for LSU in the last five seasons ... It is the third double digit lead LSU has overcome to score victories this season ... The games:

**Vs. Seton Hall (11/29), down 16, LSU wins 72-67** -- The comeback from 16 down, 48-32, with 16:39 to play actually started innocently when Coach Jones in a time out diagrammed a press that would allow LSU to play helter skelter in the back court ... With the score 52-39, LSU would score 13 straight points to tie the game at 52-52 with 8:55 left ... Seton Hall would take the lead twice more, 57-52 and 64-63 (3:43 to play), but a Shavon Coleman jumper and 5-of-6 at the FT line gave LSU a six-point lead in the final 19 seconds.

**Vs. Texas A&M (1/23), down 14, LSU wins 54-50** – LSU was down 19-5 and 21-7 (9:48) to go in the half before LSU rallied to within one, 28-27, on a 20-7 run at the half.

**At Mississippi State (2/16), down 17, LSU wins, 69-68** – LSU was down 17 with 3:20 in the first half before LSU rallied to win by one. LSU was behind, 36-19, with 3:20 to go in the first half (It should be noted LSU was still down 16 with 59 seconds to go in the half.) ... Anthony Hickey would score LSU's final seven points – a three with 49 seconds left to cut State's lead to 66-65; a jumper with 20 seconds left that gave LSU a brief 67-66 lead and then the final floater in the lane that would be the game winner at 69-68.

Here are some of the LSU comebacks for wins of recent years:

**2-2-13 – Miss. State up 17, 3:20 1st half, LSU wins 69-68**

**1-23-13 – Texas A&M up 14, 9:48 1st half, LSU wins 58-54**

**11-29-12 -- Seton Hall up 16, 16:39 2nd half, LSU wins 72-67**

**2-14-12 -- Miss. State up 17, 6:19 1st half, LSU wins 69-67 (OT)**

**12-11-10 -- C. Mich. up 11, 13:55 2nd half, LSU wins, 59-55**

**2-28-09 -- Kentucky up 10, 11:03 2nd half, LSU wins, 73-70**

**3-2-08 -- Georgia up 16, 10:27 1st half, LSU wins, 71-64**

LSU was down 21 at Marquette in December and came back to at first tie and later take a lead in the second half before falling, 84-80.

So Could "The Hustlers" Be Back For A Second Run?

When Dale Brown took the job as LSU men's basketball coach, no one expected much of his team. But they shocked teams with their quickness and willingness to dive on the floor and to rally from what seemed impossible situations to make playing the Tigers one of the toughest games of the year. LSU put out a poster of the group back during that 1972-73 season that called them "The Hustlers." They finished that season 14-10 and 9-9 in league play.

Fast forward 40 years and Johnny Jones' first LSU team was picked to finish 11th in the new 14-team league. Quickness, strong play inside, a helter-skelter press that has wreaked havoc in the league and the willingness to continue to battle even when down double figures has caused some of the older media members to invoke the name of "The Hustlers" again on this 2013 club.

LSU has rallied from four double digit deficits to win, has survived triple overtime and won six SEC games by no more than five points.

The Press, The Steals

The two seem to be going hand in hand as since that Seton Hall comeback, the press has become a part of LSU's defensive arsenal. Even league leader Florida found trouble with it in a short segment when LSU cut a 25-point deficit to 13 with a 12-0 run earlier in January.

LSU had 19 steals against A&M (1/23), one of 11 games this season LSU has been in double figures for steals ... LSU had 16 steals against both UC Santa Barbara (11/9) and Seton Hall (11/29) earlier in the year ... The 19 steals was the fourth best for LSU in a single game:

23 –vs. Tennessee, Feb. 23, 1991

20 – vs. Southeastern Louisiana, Nov. 26, 1990

20 – vs. Nicholls State, Dec. 29, 1990

19 – vs. Texas A&M, Jan. 23, 2013

LSU remains in the lead in the SEC in steals at 9.3 a game ... The Tigers have had 12 games with double digit steals this season. .

Sophomore Anthony Hickey continues to keep the league and nation's lead 3.15 a game ... His league game average is 2.9.

Hickey has had six games of five steals or more ... His eight steals versus A&M (1/23) marked the first time an LSU player has had eight since Clarence Ceasar stole eight against Auburn on Jan. 8, 1994 ...

**TIGER TRENDS**

LSU RECORD...	12-13	11-12
In November	5-0	4-3
In December	3-2	6-0
In January	3-5	2-6
In February	6-2	5-3
In March	1-1	1-3
In April		

**LSU vs. AP Ranked Opponents**

At home	1-1	1-2
On the road		0-3
Neutral		0-1

**LSU's Record in Games...**

Decided by 5 pts or less	7-4	3-4
Decided by 10 pts or less	9-7	12-8
Decided by 11 pts or more	9-3	6-7
At night	14-6	11-10
During the day	4-4	7-5
Decided in Overtime		2-2
Televised	15-9	17-14

**LSU's Record When Scoring...**

Less than 60 points	2-3	3-6
60-69 points	5-1	10-5
70-79 points	7-5	3-3
80-89 points	2-1	1-1
90-99 points	1-0	1-0
100 or more points	1-0	

**LSU's Record When Allowing...**

Less than 60 points	7-0	15-1
60-69 points	8-3	2-3
70-79 points	1-2	1-9
80-89 points	0-5	0-1
90-99 points	2-0	0-1
100 or more points		

**LSU's Record When...**

Leading at the half	14-1	12-3
Losing at the half	3-10	4-10
Tied at the half		2-2
Lead 10 minutes left	14-0	13-3
Losing 10 minutes left	4-8	3-12
Tied 10 minutes left	0-2	2-0
Lead 5 minutes left	15-0	16-2
Losing 5 minutes left	3-10	1-13
Tied 5 minutes left		1-0

**LSU's Record When Shooting...**

50% or higher	4-0	3-0
Less than 50%	14-10	15-15
Better than opponent	13-1	13-1
Worse than opponent	5-9	5-14
Even Shooting		
More 3PT FGs than opp.	12-7	8-6

**LSU's Record When...**

Outrebounding opp.	11-4	15-4
Outrebounded by opp.	7-6	3-10
Equal rebounds		0-1

**LSU's Record When Committing...**

Fewer TO than opp.	6-4	12-8
More TO than opp.	9-4	4-6
Equal TO	3-2	2-1
15 or fewer TO	9-7	12-10

## MISCELLANEOUS STATS

### **Anthony Hickey -- Gms 5 or more Assists (22)**

**2011-12**

11/12 -- Nicholls -- 5  
11/23 -- South Alabama -- 6  
12/3 -- At Rutgers -- 5  
12/10 -- Bosie State -- 5  
12/19 -- Marquette -- 6  
12/29 -- Grambling -- 5  
1/7 -- Ole Miss -- 7  
1/17 -- Auburn -- 6  
1/25 -- At Miss. State -- 6  
1/28 -- Kentucky -- 5  
2/11 -- Alabama -- 5  
2/18 -- At South Carolina -- 7  
3/8 -- Arkansas (SECT) -- 7

**2012-13**

11/9 -- UCSB -- 6  
11/13 -- McNeese -- 6  
11/20 -- Northwestern State -- 6  
11/24 -- MVSU -- 6  
2/6 -- Vanderbilt -- 5  
2/14 -- South Carolina -- 5  
2/16 -- Miss. State -- 6  
2/23 -- Alabama -- 7  
2/27 -- Arkansas -- 5  
---

### **Andre Stringer -- Gms 5 or more Assists (7)**

**2010-11**

11/12 -- Northwestern State -- 5  
12/16 -- McNeese State -- 5  
1/12 -- Arkansas -- 7  
1/22 -- At Ole Miss -- 5

**2011-12**

2/8 -- At Vanderbilt -- 5  
2/14 -- Miss. State -- 5  
3/13 -- At Oregon (NIT) -- 6  
---

### **Charles Carmouche -- Gms 5 or more Assists (11)**

**2012-13**

11/29 -- Vs. Seton Hall -- 7  
12/14 -- At Boise State -- 5  
12.22 -- At Marquette -- 10  
1/5 -- Vs. Bethune Cookman -- 5  
1/9 -- At Auburn -- 7  
1/16 -- vs. S. Carolina -- 5  
1/26 -- at Kentucky -- 7  
2/14 -- at South Carolina -- 5  
2/16 -- Miss. State -- 8  
3/2 -- at Missouri -- 5  
3/6 -- at Texas A&M -- 5  
---

### **Corban Collins -- Gms 5 or more Assists (1)**

**2012-13**

12/28 -- Vs. Houston Baptist -- 5  
---

### **Malik Morgan -- Gms 5 or more Assists (1)**

**2012-13**

2/16 -- Miss. State -- 5  
---

### **Anthony Hickey -- Gms 5 or more Steals (6)**

**2011-12**

3/9 -- vs. Kentucky (SEC) -- 5

**2012-13**

11/9 -- UCSB -- 7  
11/29 -- Seton Hall -- 6  
1/19 -- Georgia -- 5  
1/23 -- Texas A&M -- 8  
2/23 -- Alabama -- 5  
---

### **Malik Morgan -- Gms 5 or more Steals**

**2012-13**

11/20 -- Northwestern State -- 5  
---

Hickey now has 82 steals and is 12 steals away from topping the total season mark of 93 by Darryl Joe in 1987. Even closer is the season average of 3.0 that Clarence Ceasar set for the Tigers in 1994 and 1995.

### **About Ole Miss**

Ole Miss is now in four-way tie for second at 11-6 entering Saturday's game with Kentucky, Missouri and Alabama after Ole Miss defeated Alabama, 87-83, on Tuesday night in Oxford.

Ole Miss has won 4-of-its-last-6 and is 22-8 overall ... The Rebels are 3-5 in the league away from home ... Andy Kennedy is in his 7th season as the head coach.

### **Tigers Have Won 17 Straight When Shooting 50 Percent or Better**

LSU posted a field goal percentage of 54.5 percent against Mississippi State (30-of-55) and with the win it marked the fourth time this season and 17 straight wins for LSU win making 50 percent or better since the start of the 2008-09 season ... LSU's last loss shooting 50 percent or better came in the final game of the 2007-08 season when LSU shot 50 percent from the field and lost to South Carolina in an SEC Tournament game.

For the season, the Tigers are shooting at a 43.2 percent clip (724-1676, 8th in the SEC) ... LSU is shooting 41.9 percent in league play, 7th in the SEC.

### **Jones A Rare LSU Alum To Head The Program**

Johnny Jones becomes just the fifth alum of LSU to take the basketball helm of the Tigers ... The other four LSU alums to become head coach:

**R. E. Edmonds – head coach 1918-19 (1 season, 1-0 record)**

**Dale Morey – head coach 1942-44 (2 seasons, 28-19 record)**

**Jessee Fatheree – head coach 1944-45 (1 season, 11-7 record)**

**A.L. Swanson – head coach 1944-45 (1 season, 4-2 record)**

**Johnny Jones – head coach 2012–(in first season, 17-10)**

Only Morey, Fatheree and Jones played for LSU and were later named the head coach of the Tigers.

Jones played on the 1981 NCAA Final Four team as a freshman and then was an assistant coach under Dale Brown on the 1986 NCAA Final Four team. Jones played in 121 games at LSU and then was on the LSU bench for another 407 contests before leaving LSU when Coach Brown retired following the 1997 season.

### **Jones Has Second Most Wins Of Any LSU First-Year Coach Since 1950**

With his 17 wins, Johnny Jones has the second most wins of a first-year coach at LSU since 1950, behind only the 27 that Trent Johnson had in 2009:

**Trent Johnson, 2008-09 – 27**

**Johnny Jones, 2012-13 – 18**

**Dale Brown, 1972-73 – 14**

**John Brady, 1997-98 – 9**

**Jay McCreary, 1957-58 -- 7**

**Frank Truitt, 1965-66 -- 6**

**Press Maravich, 1966-67 -- 3**

### **Season 42 At The PMAC**

It was the 1971-72 season that the first game was played in the then LSU Assembly Center, opening the building on Jan. 3, 1972 against Vanderbilt, an 80-73 loss. The Tigers got their first win in the building on Jan. 6, 1972 against Georgetown, 90-71.

LSU got back to a winning record in the building last season, winning 11-of-15 contests after taking just 8-of-18 during the 2010-11 season ... LSU in 42 years of play is 486-170 (74.1), including a 226-132 (63.1%) record in conference games.

Johnny Jones as a player was 47-10 in the building and in his 13 years on the LSU bench, the Tigers won 153 games at the PMAC.

LSU is 14-2 this year in the building with the home finale set for Saturday ... In the years at the PMAC, 11 teams including this year has won 14 home games in a season.

### **On The Road**

The win over A&M (3/6) gave LSU three league wins and equaled last year's total victories on the road of four ... LSU won league games at Mississippi State, South Carolina and A&M along with UC-Irvine in the non-conference schedule ... LSU now has an all-time road record of 412-615 (40.1 percent).

### **Versus Nationally Ranked Teams**

LSU is 1-1 this year against nationally-ranked teams (L, vs. Florida; W, vs. Missouri) and 61-233 all-time against teams ranked in the AP poll ... LSU's last win prior to the Missouri win (1/30) against a ranked team was a year ago when LSU defeated No. 10 Marquette in the PMAC ... LSU's last SEC win against a ranked team was against No. 3 Florida at the PMAC in Feb. 2007.

### **A Bucket, An Assist Or An Assist, A Bucket**

LSU appeared to be having assists with almost every basket against Mississippi State (2/16) as LSU had 24 assists for the 30 buckets (80 percent) ... The 24 assists was the most for LSU since the Tigers had 24 assists on Dec. 13, 2008 against Grambling State ... The last time LSU had 24 assists against another SEC team was Jan. 25, 2006 against Georgia.

For the season, LSU has had assists on 56.3 percent of its baskets this year.



LSU enters the weekend third in the league averaging 14.6 assists a game, almost two assists better than the Tigers averaged a year ago.

Individually the top guards have good assist-to-turnover numbers as Anthony Hickey has 101 assists to 48 turnovers and Charles Carmouche has 96 assists to 52 turnovers ... Off guard Malik Morgan has 39 assists to 24 turnovers and Andre Stringer has 60 assists and 49 turnovers.

Hickey is fourth in assists average overall in the SEC at 3.9 and Carmouche is eighth at 3.6 a game ... In league games, Hickey is averaging 3.8 assists (tied for sixth), while Carmouche is averaging 3.4 a game (seventh).

As far as assist-to-turnover ratio, Hickey is fifth with a ratio of 2.1 overall and Carmouche is ninth at 1.8.

### Strong Numbers From The Arc

The 12 treys that LSU hit at Missouri (3/2) equaled the season high of 12 set against Mississippi State (2/16) ... No LSU team has hit more than 12 treys since LSU set the school record of 17 at Tennessee on March 1, 2003.

Three other times this year LSU has hit double figures from the arc: 10 vs. UCSB (11/9); 10 at Boise State (12/14); and, 10 at Marquette (12.22).

LSU hit double figure treys twice last year.

LSU has hit an average of 7.4 a game, third in the league ... LSU is 207-of-595 (34.8 percent), 6th in the league ... Last year, LSU hit 32.6 percent from the arc and made just 5.2 a game.

Andre Stringer leads LSU with 57 treys, while Anthony Hickey has 56 and Charles Carmouche 44. Malik Morgan had 23 and Corban Collins with 10 are the players in double figures at the arc ... Stringer is 57-of-143 for the year, Hickey 56-of-169 and Carmouche 44-of-119 ... Eight players have made three pointers ... Stringer is at 39.9 percent and second in the SEC, while Carmouche has made 37 percent ... Hickey averaged 2.2 treys a game, Andre Stringer 2.0

The Tigers three-point field goal defense continues to be near the top of the league, now second at 30.3 percent (149-of-492) ... LSU has made 58 more treys than the opponents.

### Tigers And The Free Throw Battles

It started the wrong direction from the beginning with LSU going 7-of-20 from the free throw line against UCSB (11-9) ... In LSU's first two SEC games, LSU was 4-of-10 in each game from the charity stripe and then 5-of-12 in the win over A&M (1/23).

For the season, LSU is 346-of-543 (63.7 percent), 13th in the league ... Opponents have made 69 more free throws ... In the last five minutes of games, LSU is shooting 68.8 percent at the line.

On the individual positive side, Johnny O'Bryant III made two free throws that won the game versus Vanderbilt (2/6) and despite his 62.2 percent season total at the stripe, he is hitting 66.3 percent in SEC games ... Andre Stringer has made 39-of-53 at the line for 73.6 percent, while Shavon Coleman is at 72.3 percent (73-of-101).

### Line-Ups

The Tigers have used 12 different lineups this season including in the Alabama game (2/23) ... Here are the lineups so far (Listed as FF, GGG or FFF, GG or FC,GGG):

**UCSB -- O'Bryant III, Ludwig, Carmouche, Collins, Morgan**  
**McNeese -- Coleman, Ludwig, Carmouche, Hickey, Morgan**  
**Northwestern St. -- O'Bryant III, Ludwig, Carmouche, Hickey, Morgan**  
**Miss. Valley -- O'Bryant III, Ludwig, Hammink, Carmouche, Collins**  
**Seton Hall -- O'Bryant III, Del Piero, Hammink, Carmouche, Hickey**  
**UTC, Boise -- O'Bryant III, Del Piero, Carmouche, Stringer, Morgan (1-1)**  
**UCI, Marquette -- O'Bryant III, Del Piero, Carmouche, Stringer, Collins (1-1)**  
**Houston Baptist. Bethune Cookman -- Coleman, Del Piero, Carmouche, Stringer, Collins**

### SEC Lineups

**Aub, UF, SC (1), UK, MO (1&2), AR, A&M (2) -- O'Bryant III, Del Piero, Carmouche, Stringer, Hickey (3-5)**  
**Georgia, A&M (1), SC (2), Miss. State (2), UT -- O'Bryant III, Del Piero, Morgan, Stringer, Hickey (3-2)**  
**Miss. State (1), Vandy, Ala (1) -- O'Bryant III, Coleman, Morgan Stringer, Hickey (2-1)**  
**Alabama (2) -- O'Bryant III, Del Piero, Carmouche, Morgan, Hickey (1-0).**

### Johnny O'Bryant III

#### LSWA POW 2/18, 2/25

JOB III earned Louisiana Sports Writers Association state player honors on back-to-back weeks, earning POW No. 2 after Bryant III had 24 points against both Tennessee (2/19) and Alabama (2/23) ... Bryant III against Alabama, played 51 minutes in the triple overtime win, getting 10 boards and three assists.

O'Bryant had a strong month of February that saw him have a five-game stretch of averaging 22 points a contest while shooting 45-of-74 (60.8 percent).

Against USC (2/14) Bryant III became the first player with a 30-point game at LSU since Tasmin Mitchell had 38 at the Maravich Center vs. Auburn, Jan. 20, 2010 ... It was the first 30-point game for an LSU player on the road since Mitchell scored 41 at Mississippi State, Feb. 11, 2009.

The double doubles versus South Carolina (2/14) and Mississippi State (2/16) earned him his first Louisiana Sports Writers Association state POW honor.

At the same time he had the five double doubles in SEC play, he also became the first player to have double digit rebounds in five consecutive games since Tasmin Mitchell did it in five straight games in Jan-Feb. 2010 and had an 11-game double figure scoring streak that was stopped in late February.

## SCORING BREAKDOWN

CLASS	PTS	PCT.			
Freshmen	261	13.0			
Sophomores	652	32.6			
Juniors	639	31.9			
Seniors	449	22.4			
SCORING	PTS	PCT.			
Starters	1382	69.1			
Bench	619	30.9			
POINTS IN PAINT	PTS	APG			
LSU	848	30.3			
Opponents	782	27.9			
POINTS OFF TO	PTS	APG			
LSU	466	16.6			
Opponents	454	16.2			
SECOND CHANCE POINTS	PTS	APG			
LSU	336	12.0			
Opponents	331	11.8			
BENCH SCORING	PTS	APG			
LSU	619	22.1			
Opponents	498	17.8			
FT% LAST 5 MINUTES		PCT			
LSU	106-154	68.8			
Opponents	121-172	70.3			
FG% LAST 5 MINUTES		PCT			
LSU	101-216	46.8			
Opponents	95-231	41.1			
3FG% LAST 5 MINUTES		PCT			
LSU	24-77	31.2			
Opponents	25-76	32.9			
LSU RECORD OF STARTING LINEUPS (FF,GGG or FFF, GG)					
1-0 -- O'Bryant III, Ludwig, Carmouche, Collins, Morgan					
1-0 -- Coleman, Ludwig, Carmouche, Hickey, Morgan					
1-0 -- O'Bryant III, Ludwig, Carmouche, Hickey, Morgan					
1-0 -- O'Bryant III, Ludwig, Hammink, Carmouche, Collins					
1-0 -- O'Bryant III, Del Piero, Hammink, Carmouche, Hickey					
2-0 -- Coleman, Del Piero, Carmouche, Stringer, Collins					
1-1 -- O'Bryant III, Del Piero, Carmouche, Stringer, Morgan					
1-1 -- O'Bryant III, Del Piero, Carmouche, Stringer, Collins					
3-5 -- O'Bryant III, Del Piero, Carmouche, Stringer, Hickey					
3-2 -- O'Bryant III, Del Piero, Morgan, Stringer, Hickey					
2-1 -- O'Bryant III, Coleman, Morgan Stringer, Hicke					
1-0 -- O'Bryant III, Del Piero, Morgan, Carmouche, Hickey					
LEADING SCORERS --	Coleman 6, Stringer 4, Carmouche 6, O'Bryant III 9, Collins 1, Courtney 1, Hickey 6				
LEADING REB. --	Coleman 8, O'Bryant III 17, Hickey 4, Ludwig 1, Carmouche 2				
LEADING ASSISTS --	Hickey 14, Carmouche 13, Stringer 1, Hammink 1, Collins 1, O'Bryant III 2.				
TOTAL DUNKS --	O'Bryant III 19, Coleman 2, Del Piero 9, Carmouche 6, Hammink 1, Morgan 2, Courtney 2				
DOUBLE FIGURE SCORING GAMES --	Coleman 16, O'Bryant III 20, Stringer 13, Hickey 19, Carmouche 12, Hammink 2, Collins 2, Morgan 3, Courtney 1, Del Piero 2				
DOUBLE DOUBLE --	O'Bryant III 13 (pts-reb), Coleman 5 (pts-reb), Carmouche 2 (pts-ast; reb)				
PLAYERS SCORING IN DOUBLE FIGURES BY GAME					
0	1	2	3	4	5 or more
	1	6	12	6	3

## STREAKING...

### Consecutive Games in Double Figures...

Charles Carmouche 4  
Johnny O'Bryant III 2  
Andre Stringer 1

### Consecutive Games Without Fouling Out...

Andre Stringer 74  
Jalen Courtney 58  
Eddie Ludwig 56  
Anthony Hickey 39  
Andrew Del Piero 32  
Shane Hammink 25  
Corban Collins 24  
Shavon Coleman 7  
Joshua Badeaux 5  
Mychal Williams 4  
Johnny O'Bryant III 4  
Malik Morgan 4  
Charles Carmouche 3

### Consecutive Gms. 3PT FG

Andre Stringer 14  
Anthony Hickey 6  
Charles Carmouche 4  
Malik Morgan 1

### Consecutive Games Scored in

Andre Stringer 88  
Anthony Hickey 47  
Johnny O'Bryant III 41  
Shavon Coleman 27  
Andrew Del Piero 7  
Charles Carmouche 4  
Eddie Ludwig 2  
Shane Hammink 2  
Malik Morgan 1

O'Bryant III is averaging 13.7 points (first on the team and 12th in the league) and 8.7 rebounds per game (fourth in the league) ... He is also fourth in field goal percentage at 49.1 percent (142-of-289) ... In SEC games, his numbers are 14.6 points per contest (7th in the league) and 9.3 rebounds a league game (second in the SEC standings).

### **Anthony Hickey** **LSWA POW (2/4)**

Hickey earned the POW honors in the state for his last second heroics at Mississippi State (2/2) and his 20-point effort in the upset of No. 17 Missouri (1/30).

Hickey became the second player to have 6 treys in a game on in the rematch against Mizzou (3/2), posting another 20-point game as he scored a career high 22 points on 8-of-19 shooting, including 6-of-14 from the arc.

Hickey has done what he has hoped to do in Coach Jones' new offense (and what he was being asked to do) -- score, initiate the offense and make steals to get the offense back to LSU ... He is second on the team in scoring at 11.8 points a game and in SEC play, he is a 12.5 a game ... He has had double figure scoring in 16-of-the-last 19 games.

In the first meeting with Missouri (1/30), he posted 20 points with 9-of-17 field goals, four assists and two steals.

In the triple overtime vs. Alabama (2/23), he had 13 points, 7 assists and 5 steals in 42 minutes of play ... Hickey has become one of the iron men of the LSU team, averaging 32.8 for the season, sixth in the league ... He's averaging 35.8 minutes per game in league play, third best.

Hickey has had at least four assists in nine-of-the-past 10 games ... Hickey averages 3.9 assist overall. See the team steal note for Hickey's national lead information on steals average.

### **Andre Stringer** **LSWA POW (12/24)**

Andre Stringer was named the Louisiana Sports Writers Association Player of the Week after two road games of outstanding play in December.

In the win at UCI (12/18), Stringer hit for 19 points with two assists and no turnovers. He was 7-of-14 from the field with three treys.

At Marquette (12/22), Stringer scored 20 points, equaling the second highest game of his career, with two assists, three steals ... He was 6-of-12 overall from the field and 6-10 from the three-point arc ... It marked the first time an LSU player has gone for six treys since Marcus Thornton went for six in a February game in 2009 (a feat now equaled by Anthony Hickey last Saturday at Mizzou (3/2)).

Stringer was a big factor in the win at Texas A&M (3/6) hitting three treys in a 10-point effort, his 13th double figure scoring game of the season.

Stringer played 33 minutes of the triple overtime game with Alabama (2/23), but most of that action came after halftime as the junior played just five first half minutes after coming into the game with a minor foot injury. He didn't get involved with the scoring offense of the game until the overtime period when he was three-of-three from the arc and finished with 10 points and four assists.

He is second in the SEC in 3-point shooting at 39.9 percent (57-of-143) ... With the new LSU offense, Stringer's three-point percentage has increased dramatically from 29.5 percent as a freshman (57-193), 31.7 percent last year (44-139) and up to this year's mark.

He passed the 2,500 minute mark in the first Alabama game (2/9) and he has started 76 of a career 88 games ... He is averaging 10.1 points (fifth on the team) and 2.1 assists ... The Jackson, Miss., product is in ninth place all-time in three-point makes at LSU (158) and his 221 assists makes him 24th on the list of LSU players to have 200 career assists.

### **Charles Carmouche** **LSWA POW, 3/4**

For the first time since Tasmin Mitchell in Dec. 2009, an LSU player hit for 20 or more in four straight games as Charles Carmouche hit 20 points and had 5 assists at A&M Wednesday ... The stat lines from Carmouche's last four games:

**Vs. Alabama - 54 minutes, 5-11 FG, 4-7 3FG, 6-8 FT, 20 pts, 11 reb., 3 asst**  
**Vs. Arkansas - 35 minutes, 9-11 FG, 3-5 3FG, 5-7 FT, 26 pts, 5 reb., 2 asst.**  
**At Mizzou - 40 minutes, 6-12 FG, 5-8 3 FG, 4-5 FT, 21 pts, 1 reb., 5 asst.**  
**At A&M - 38 minutes, 9-15 FG, 1-5 3FG, 1-2 FT, 20 pts, 5 reb., 5 asst.**  
**Totals - 167 minutes, 29-49 FG, 13-25 3 FG, 15-22 FT, 87 pts, 22 reb, 15 asst.**

Carmouche has totaled 20 in five-of-the-last-six games as he had 21 in the win at home over Mississippi State.

The New Orleans senior had his first double double as a Tiger at Marquette (12/22) going the points-assists route with 15 points and 10 assists. It was the first 10 assist game since Garrett Temple had 10 in 2008 ... He posted 7 assists and just one turnover at Kentucky (1/26) ... He came off the bench at State (2/2) to score 10 points on 4-of-8 shooting with 7 rebounds and 3 assists and played 21 minutes off the bench vs. Vandy (2/6) with nine points and 2-of-2 from the arc ... He has started 19 of the 26 games he has played in.

Against USC (2/14), he again had another big assist night with 8 assists (10th game of 5 or more) and a career-best nine boards. Carmouche is averaging 10.9 points per game, 4.1 rebounds and 3.6 assists, 7th in the SEC.

## Malik Morgan

Morgan, who led John Curtis to the 2A State Championship last year, has started 14 games this year, and at UT (2/19) in a starting role got his third double figure scoring game of 12 points on 4-of-7 shooting with two treys in 20 minutes.

It was his second double figure game of SEC play as he had 11 in the Georgia game when he started for an injured Charles Carmouche.

Although he didn't start the Seton Hall game (11/29), he came off the bench to hit two crucial treys to help LSU rally from 16 down to the get the win. He had seven points and eight rebounds against UTC (12/11) and hit two threes with three assists at Boise (12/14) ... He was one of the players scoring nine points against Houston Baptist, hitting two treys.

He had some good moments in South Carolina game (1/16) with Hickey and JOB III both on the bench in foul trouble, playing 27 minutes, hitting 3-of-7 field goals including a trey with four assists and no turnovers in a 7-point night ... Morgan got the Tigers going in the first half against Vanderbilt (2/6), scoring nine points with two assists, a block and a steal.

Morgan in the Mississippi State game (2/16) he had five assists, five points and seven rebounds ... For the season, Morgan is averaging 5.5 points per game (5.9 in the league).

## Shavon Coleman

### SEC Player Of The Week, Dec. 3

Junior Shavon Coleman earned the vote of the conference office for his play in the Seton Hall game (11/29) and was named the Southeastern Conference Player of the Week as announced on Dec. 3 ... Coleman had 14-of-his-18 points in the second half as he hit 8-of-14 field goals, 1 assist, 2 blocks and 3 steals in 32 minutes to go with 6 rebounds.

Coleman posted his fifth double figure game of SEC play versus Alabama (2/23) in the triple overtime win when he scored 17 points off the bench in 36 minutes. Coleman hit 6-of-11 from the field, while making 5-of-8 from the free throw line with eight rebounds, 1 assist and two blocks.

Coleman has Louisiana roots, but went the junior college route before coming back to the state ... He has topped 20 points in two games, the McNeese game (11/13) as a starter, the Northwestern State game (11/20) off the bench ... Against McNeese, Coleman had 23 first half points and 25 for the game ... Against Northwestern State, Coleman hit 8-of-12 field goals in a 22-point effort ... Coleman came off the bench against Mississippi Valley (11/24) and had his second double double of 16 points ... He posted his third double us against UCI (12/18), again off the bench with 13 points, 11 rebounds and had his best rebounding night against Houston Baptist (12/28), pulling down 13 rebounds to go with 11 points for his fourth double double of the season.

He made it back-to-back doubles in the first game of 2013 against Bethune Cookman as he scored 14 points with 12 rebounds and most of his work that night came at the free throw line as he made 8-of-8, while going 3-of-6 from the field.

He had 17 points to lead LSU in the win versus Texas A&M (12/23) and led the team in scoring average until the end of January ... Presently, he is averaging 10.5 points per game (fourth on the team) and he is also averaging 6.3 rebounds a game ... He has six total starts, including three in SEC play ... He is one of just four players to have played in all 28 games to date.

## Andrew Del Piero

He started as a band member, became a basketball walk-on, now a scholarship player for his senior season ... Andrew Del Piero has become more than a 7-3 novelty who comes in for a couple of minutes in games already decided ... This coaching staff has worked hard to turn him into a contributor and he has certain become someone that Coach Johnny Jones had no problem starting, as he has for 21 games.

The Vandy game (2/6) showed the ability and improvement that has led Coach Jones to call him the "most improved" player he has seen in his many years as a coach ... With Johnny O'Bryant III in early foul trouble, Del Piero came in to play 12 minutes, scored six points on 2-of-3 at the field (including a dunk over a player) and 2-of-2 free throws with three rebounds and an assist.

Against USC (2/14), Del Piero returned to the starting lineup and had six points on 3-of-3 shooting and a career best seven boards in 18 minutes of play.

Then against State (2/16), Del Piero played 25 minutes, hit 5-of-6 free throws for a career best 13 points ... He has points for LSU in each of the last seven games, including an important role in the A&M win (3/6) when he scored nine points ... In these seven games, hitting 15-of-27 from the field with 41 points and 21 rebounds.

Earlier Del Piero scored nine points against Houston Baptist (12/28) and then posted his first double figure scoring game of 10 points against Bethune Cookman (1/5) on 5-of-10 shooting ... He showed his growing stamina and conditioning by playing a season long 33 minutes against Florida as he scored seven points with five rebounds ... For the season, he is 51-of-88 shooting or 58.0 percent. He has 32 blocks (including 4 vs. Houston Baptist, 3 vs. Miss. State-2/16) ... His scoring average for the season is 4.4 ppg and 3.1 rpg.

Del Piero's great story of hard work was featured earlier in a New York Times story written by Brett Michael Dykes and ESPN College Game Day came to Baton Rouge for a special feature that aired last month.

## Like Father, Like Son

Shane Hammink got his first start at LSU against Mississippi Valley (11/24) and responded with a 12 points, 3 assist, 4 rebound game in 25 minutes for the Tigers ... Hammink, a 6-7 forward from the Netherlands, is the son of 7-0 center Geert Hammink, who played four years for LSU during the five-year period from 1989-1993.

The Hamminks become the fifth father-son combination at LSU in the last 40-plus years - The Sanders (Al "Apple", 1945-47; Al "Little Apple", 1969-72); The Maravichs (Pete, 1967-70; Josh 2002-05); The

## MORE LSU TOP 10 LISTS

### Career Three-Pointers Made

1. Darrel Mitchell	2002-06	258
2. Torris Bright	2000-03	237
3. Ronnie Henderson	1993-96	189
---		
8. Marcus Thornton	2007-09	168
<b>9. Andre Stringer</b>	<b>active</b>	<b>158</b>

### Single Season Total Steals

1. Darryl Joe	1986-87	93
2. Clarence Ceasar	1991-92	90
3. Derrick Taylor	1985-86	86
4. Ethan Martin	1980-81	83
<b>5. Anthony Hickey</b>	<b>2012-13</b>	<b>82</b>

### Single Season Steals Average update

<b>1. Anthony Hickey</b>	<b>2012-13</b>	<b>3.15</b>
2. Clarence Ceasar	1994-95	3.0
3. Clarence Ceasar	1993-94	3.0
4. Clarence Ceasar	1991-92	2.9
5. Shawn Griggs	1990-91	2.8
5. Jerry Reynolds	1983-84	2.8

### LSU Team Season 3-Point FG Made

1. 215	2002-03
2. 213	2008-09
<b>3. 207</b>	<b>2012-13</b>

### LSU Team Season 3-Point FG Attempts

1. 624	2007-08
2. 614	1995-96
<b>3. 595</b>	<b>2012-13</b>

### LSU Team Season Steals

1. 352	1986-87
2. 316	1990-91
2. 316	1992-93
--	
9. 280	2001-02
10. 275	1983-84
--	
<b>** 259</b>	<b>2012-13</b>

### Career Steals Leaders (100 or more)

1. Clarence Ceasar	1991-95	310
2. Ethan Martin	1977-81	279
---		
8. Tasmin Mitchell	2005-10	190
9. Darryl Joe	1986-88	169
10. Jermaine Williams	1988-92	154
11. Leonard Mitchell	1980-84	151
<b>11. Anthony Hickey</b>	<b>active</b>	<b>151</b>
---		
22. Shaquille O'Neal	1989-92	108
23. Ronnie Henderson	1993-96	104
---		
<b>** Andre Stringer</b>	<b>active</b>	<b>93</b>
---		

### Career Assists Leaders (200 or more)

1. Kenny Higgs	1974-78	646
2. Ethan Martin	1977-81	638
---		
20. Jermaine Williams	1999-02	233
21. Chris Jackson	1988-90	232
<b>22. Anthony Hickey</b>	<b>active</b>	<b>226</b>
23. Howard Carter	1979-83	225
<b>24. Andre Stringer</b>	<b>active</b>	<b>221</b>

## LSU BASKETBALL SIGNEES

### LSU Signed Four In The Fall For Men's Basketball

Three signed National Letters of Intent – **5-star forward Jarell Martin of Madison Prep in Baton Rouge; 4-star forward Jordan Mickey (Prime Prep) of Arlington, Texas; and, 4-star guard Tim Quarterman of Johnson High in Savannah, Ga.**

Signing a Southeastern Conference Aid Agreement was **center John Odo of Nigeria**, who finished in December Hill Junior College. Odo is now enrolled at LSU and practicing with the team.

The signing class is receiving national raves from the recruiting experts with 247sports pushing LSU to fifth on its national recruiting rankings, with Rivals.com having the Tigers coming in at No. 6 and ESPN.com putting LSU at No. 10.

**MARTIN** -- The McDonald's All-American brings a Baton Rouge presence to the LSU team, is a consensus five-star selection and was ranked as the No. 12 overall prospect and the fifth-best power forward in the class of 2013. ESPN ranked him as the 15th top player in the nation and the seven and the seventh-ranked power forward, while Rivals.com has him ranked third in the country at his position. The 6-8, 218-pound Martin averaged 19.4 points, 12.9 rebounds and 3.0 blocks while leading Madison Prep to a 34-8 record a year ago.

**MICKEY** -- a 6-7, 190-pound forward, is a consensus four-star selection and is ranked the No. 9 power forward and the 20th ranked player in the Class of 2013 by Rivals.com. ESPN.com has him listed at No. 13 power forward and the 47th-ranked player, while Scout.com lists him as the No. 11 at his position. He attends Prime Prep presently after leading Grace Prep of Arlington, Texas, to the state championship a year ago. He is also the brother of LSU wide receiver James Wright.

**QUARTERMAN** -- Another four-star selection, he is a multi-purpose athlete who can play anywhere on the perimeter. He is listed as the No. 18 small forward by Scout.com, while Rivals.com put him as the No. 12 point guard. ESPN.com lists him as the 17th-ranked point guard and the 67th best player in the Class of 2013. Quarterman is 6-5, 185-pounds, averaged 17.3 points, 3.8 rebounds and 2.4 assists.

**ODO** -- a 6-10, 230-pounder, graduated from Hill College (Texas) in December, where he earned honorable mention junior college All-American honors after averaging 12.4 points and 14.2 rebounds a contest. He will have two years of eligibility remaining for LSU beginning with the 2013-14 season.

Wolferts (Rick, 1972-75; Paul, 2002-05); and, The Temples (Collis, Jr., 1971-74; Collis III 1999-03; Garrett, 2005-09).

Through 25 games, Shane Hammink is averaging 2.1 points and 1.6 rebounds a game.

### Geert Hammink To Represent LSU As Legend At Tournament

All-Southeastern Conference center Geert Hammink will represent LSU as part of the 2013 Allstate SEC Basketball Legends that will be honored at the SEC Men's Basketball Tournament March 13-17 at Bridgestone Arena in Nashville, Tenn. ... The 2013 class includes Wimp Sanderson, Alabama; Jerry Carlton, Arkansas; Ronnie Battle, Auburn; Bill Koss, Florida; Tim Bassett, Georgia; Jamal Mashburn, Kentucky; Geert Hammink, LSU; Rahim Lockhart, Ole Miss; Horatio Webster, Mississippi State; Norm Stewart, Missouri; Eddie Fogler, South Carolina; Len Kosmalski, Tennessee; John Beasley, Texas A&M; Mike Rhoades, Vanderbilt.

Hammink played the 1988-89 season at LSU; redshirted in 1990 and then played 1991-93. The 7-footer from the Netherlands took over the starting center position as a senior after Shaquille O'Neal left for the NBA. Hammink averaged a double double (15.2 ppg, 10.2 rpg) and earned consensus first-team All-SEC honors. Hammink also led the team in field goals made (190) and free throws made (108).

### Corban Collins

Collins returned in the Mississippi State game (2/2) for the first time since taking a nasty fall late in the game at Georgia (1/19) that saw him leave the floor bleeding with a gash above and between his eyes.

Collins has shown his scoring ability for the Tigers as well as his ability to run the team at point guard ... In the home game against UTC (12/11) and at Boise (12/14), Collins tallied 30 combined points on 10-of-21 field goals, including 7-of-12 from three-point range ... Collins had 11 points against UTC, with two treys and three assists, while he was 6-of-11 with 5 treys against Boise in a 19-point effort ... That moved him into the starting lineup for the UIC game (12/18) where he tallied six points on two treys ... He is averaging 2.6 points per game and 1.2 rpg ... He is 10-of-23 from the arc.

### Jalen Courtney

The junior made a big impression at South Carolina (2/14), getting six points and four rebounds in nine minutes of play in the win ... One of his better games came right before conference play against Houston Baptist (12/28) with a limited JOB III and Eddie Ludwig out, Courtney responded with 11 points and second rebounds ... He is averaging 2.0 points and 2.1 rebounds a game.

### Eddie Ludwig

Ludwig started four games early in the season, but had one of his most productive games of the season against Houston Baptist (12/28) when he scored nine points and had four rebounds ... Ludwig, who has not played since a practice head injury suffered the day before the game against Florida (1/12), has averages of 3.3 ppg and 2.9 rpg.

### LSU With Seven NBA Players

**Brandon Bass, Boston Celtics – 2nd season with Boston, 8th in NBA**  
**Glen Davis, Orlando Magic – 2nd season with Orlando, 6th in NBA (out with broken foot)**  
**Chris Johnson, Minnesota Timberwolves – 1st season with Minnesota, 3rd in NBA**  
**Anthony Randolph, Denver – 1st season with Denver, 5th season in the NBA**  
**Garrett Temple, Washington – 1st season with Washington, 4th season to appear in NBA**  
**Tyrus Thomas, Charlotte – 3rd full season with Charlotte, 7th in NBA**  
**Marcus Thornton, Sacramento – 2nd full season with Sacramento, 4th in NBA**

### The Walk-Ons

#### JOSHUA BADEAUX -- 6-1, Sophomore, Galliano, La. (South Lafourche HS/BRCC)

Badeaux, an honor student at South Lafourche, won three letters in basketball at the school as guard and strong forward, while earning one letter playing for the football team – QB, WR, Safety ... Badeaux earned first team All-District and first-team All-Region honors and honorable mention all-state ... He was an academic all-state selection ... He was a football team second team All-District ... Parents are Gee and Debra Garza and Norbert and Gilda Badeaux ... Seven siblings ... Business major ... Hobbies include playing guitar and hunting ... Favorite food is steak and favorite basketball player is Kobe Bryant ... Born on Oct. 11, 1991.

#### MYCHAL WILLIAMS – 6-3, Junior (Senior Academically), Bossier City, La. (Airline High School)

Originally from Torrance, Calif., Williams attended Airline High School, where he lettered for two years under Coach Chris White ... Also was on the track and field team ... Was named first-team All-District and All-City along with Honorable Mention Academic All-State ... Parents are Clarence and April Williams with one sister, Alexis ... Major at LSU is sports administration ... Likes to listen to music and read to relax ... Hobbies include traveling and music ... Favorite food is pasta ... Favorite pro basketball player is LeBron James.

### Signee Earns McDonald's All-American Honors; Wins State Title

For the second time in three years, an LSU men's basketball signee, Jarell Martin, has been named a McDonald's All-American and will play in the annual game April 3 in Chicago's United Center. Present sophomore Johnny O'Bryant III played in the 2011 all-star game. Martin becomes the 15th McDonald's all-star from LSU ... Martin is a 6-9, 220 pound five-star signee from Madison Prep Academy in Baton Rouge and is one of 24 nationally selected for the honor.

He is the first Baton Rouge native since Glen Davis who was selected in 2004 with Tasmin Mitchell of Denham Springs selected the next year in 2005. The last Louisiana native to be selected for the game prior to Martin was in 2008 ... Martin is presently averaging 25.3 points, 14.3 rebounds and 5 assists and earlier in the week his team won the Class B State Championship.



# Charles Carmouche

Guard \* 6-4 \* 187 \* Senior \* New Orleans, La. \* McMain HS/UNO/Memphis

# O

### LSU's Top Performances

**Points**  
 Season: 26, vs. Arkansas, 02/27/13  
 Career: 26, vs. Arkansas, 02/27/13

**Rebounds**  
 Season: 11, vs. Alabama, 02/23/13  
 Career: 11, vs. Alabama, 02/23/13

**Field Goals Made**  
 Season: 9, twice  
 Career: 9, twice

**3 PT FG Made**  
 Season: 5, twice  
 Career: 5, twice

**Free Throws Made**  
 Season: 11, vs. NW State, 11/20/12  
 Career: 11, vs. NW State, 11/20/12

**Assists**  
 Season: 10, at Marquette, 12/22/12  
 Career: 10, at Marquette, 12/22/12

**Blocks**  
 Season: 1, three times  
 Career: 1, three times

**Steals**  
 Season: 4, twice  
 Career: 4, twice

**Minutes Played**  
 Season: 54, vs. Alabama, 02/23/13  
 Career: 54, vs. Alabama, 02/23/13

- Top Career Scoring Games**
- 26 vs. Arkansas, 02/27/13
  - 21 at Missouri, 03/02/13
  - 21 vs. Mississippi State, 02/16/13
  - 20 at Texas A&M, 03/06/13
  - 20 vs. Alabama, 02/23/13
  - 19 vs. Northwestern State, 11/20/12
  - 17 vs. Bethune-Cookman, 01/05/13
  - 16 vs. UC Santa Barbara, 11/09/12
  - 15 at Auburn, 01/09/13
  - 15 at Marquette, 12/22/12

### Senior Season (2012-13)


Started the first 14 games for the Tigers (11/09-01/16) and provided valuable experience as a fifth-year senior in the backcourt ... Checked in with 27 appearances only missing the Georgia game (01/19) and has started LSU's last four games (02/23-03/06) ... Ripped off 16 points, hitting 6-of-10 field goals over 23 minutes during season opening win over UCSB (11/09) ... Secured a career-high 19 points fueled by an 11-15 mark at the foul line versus Northwestern State (11/20) ... Picked up eight points to go along with career-bests seven assists, four rebounds and four steals during comeback win over Seton Hall (11/29) ... Added nine points on 3-of-4 shooting against Chattanooga (12/11) ... Notched seven points and three assists at UC Irvine (12/18) ... Had the first double figure assist game since 2002 for LSU with 10 to go with 15 points at Marquette (12/22) ... Most field goals (6) since opener, fourth double figure game scoring with 17 versus Bethune Cookman (1/05) ... Tacked on 15 points, seven assists and six rebounds at Auburn (01/09) ... Second double figure SEC game with 13 points vs. South Carolina (1/16) ... Unable to play at Georgia (1/19) with knee issue ... Returned to play against Texas A&M (1/23), playing 23 minutes ... Another big assist day with 7 and just one turnover at Kentucky, 1/26 ... 10 points, all in second half off bench, as LSU rallied to win at Mississippi State (02/02) ... Grabbed a career-best nine rebounds to go along with eight assists at South Carolina (02/14) ... hit career high 8 FG, including 5 treys for season best 21 points vs. Miss. State (2/16) ... First non-scoring game of season against Tennessee (2/19) ... But comes back and plays 54 minutes in triple overtime win over Alabama (2/23), scoring 20 pts, 2nd double double ... Makes it two 20-pointers in a row and three of four with a career-high in any college game with 26 points in win vs. Arkansas (65-60) ... Five treys and secured 21 points at Missouri (03/02) ... Connected his fourth straight 20-point effort and poured in 15 of his game-leading 20 points during second half at Texas A&M (03.06) ... First player at LSU since Tasmin Mitchell to have four consecutive 20-point games since Dec. 2009.

### Carmouche's Game-by-Game Statistics

2012-13	OPONENT	MIN	FG	3FG	FT	REB	PF/D	A	TO	BLK	STL	PTS
UC Santa Barbara	23	6-10	2-5	2-2	4	2-0	1	1	1	2	16	
McNeese State	19	1-6	1-3	0-0	2	1-0	1	1	0	2	3	
Northwestern State	29	3-5	2-4	11-15	3	1-0	4	2	0	3	19	
Miss. Valley State	14	0-0	0-0	2-4	1	4-0	0	3	0	1	2	
Seton Hall	25	2-6	0-4	4-4	4	4-0	7	3	0	4	8	
Chattanooga	14	3-4	1-1	2-3	3	2-0	3	3	0	2	9	
At Boise State	20	1-6	0-4	1-2	2	1-0	5	1	1	3	3	
At UC Irvine	29	2-11	1-7	2-4	3	3-0	3	2	0	0	7	
At Marquette	32	3-8	1-3	8-9	4	2-0	10	4	0	3	15	
Houston Baptist	14	4-6	1-2	0-0	4	2-0	2	1	1	2	9	
Bethune-Cookman	25	6-10	3-7	2-2	7	4-0	5	4	0	4	17	
At Auburn	32	5-16	4-11	1-3	6	3-0	7	3	0	1	15	
Florida	28	1-6	1-5	0-0	6	4-0	2	1	0	0	3	
South Carolina	37	3-6	3-5	4-4	1	4-0	5	2	0	2	13	
At Georgia	DNP	-- injury										
Texas A&M	23	2-8	1-6	0-4	1	2-0	5	3	0	0	5	
At Kentucky	25	2-7	0-3	3-4	4	1-0	7	1	0	3	7	
Missouri	23	3-5	1-2	0-0	0	2-0	1	1	0	3	7	
At Miss. State	26	4-8	0-4	2-2	7	1-0	3	2	0	3	10	
Vanderbilt	21	3-5	2-2	1-2	4	0-0	0	0	0	1	9	
At Alabama	23	1-6	1-2	0-0	7	3-0	2	3	0	0	3	
At South Carolina	32	2-10	1-6	0-2	9	3-0	8	4	0	2	5	
Miss. State	23	8-11	5-8	0-0	5	3-0	1	2	0	0	21	
At Tennessee	3	0-0	0-0	0-0	1	0-0	1	1	0	0	0	
Alabama	54	5-11	4-7	6-8	11	5-1	3	1	0	2	20	
Arkansas	35	9-11	3-5	5-7	5	1-0	2	4	0	2	26	
At Missouri	40	6-12	5-8	4-5	1	4-0	5	0	0	1	21	
At Texas A&M	38	9-15	1-5	1-2	5	1-0	5	1	0	1	20	
Ole Miss												
SEC Tournament												

### Charles Carmouche's Career Stats

YEAR	GP-GS	MIN/AVG	FG-FGA	PCT.	3FG-FGA	PCT.	FT-FTA	PCT.	REB.-AVG	PF-FO	AST	TO	BLK	STL	PTS-AVG.
12-13	27-20	707-26.2	94-209	.450	44-119	.370	61-88	.693	110-4.1	63-1	96	52	3	50	293-10.9
<b>Totals</b>	<b>27-20</b>	<b>707-26.2</b>	<b>94-209</b>	<b>.450</b>	<b>44-119</b>	<b>.370</b>	<b>61-88</b>	<b>.693</b>	<b>110-4.1</b>	<b>63-1</b>	<b>96</b>	<b>52</b>	<b>3</b>	<b>50</b>	<b>293-10.9</b>



# Anthony Hickey

Guard \* 5-11 \* 178 \* Sophomore \* Hopkinsville, Ky. \* Christian County HS

# 1

## Top Performances

**Points**  
 Season: 22, at Missouri, 03/02/13  
 Career: 22, at Missouri, 03/02/13

**Rebounds**  
 Season: 7, four times  
 Career: 7, six times

**Field Goals Made**  
 Season: 9, vs. Missouri, 01/30/13  
 Career: 9, vs. Missouri, 01/30/13

**3 PT FG Made**  
 Season: 6, at Missouri, 03/02/13  
 Career: 6, at Missouri, 03/02/13

**Free Throws Made**  
 Season: 8, vs. NW State, 11/20/12  
 Career: 8, vs. NW State, 11/20/12

**Assists**  
 Season: 7, vs. Alabama, 02/23/13  
 Career: 7, four times

**Blocks**  
 Season: 1, twice  
 Career: 2, vs. Marquette, 12/19/11

**Steals**  
 Season: 8, vs. Texas A&M, 01/23/13  
 Career: 8, vs. Texas A&M, 01/23/13

**Minutes Played**  
 Season: 42, vs. Alabama, 02/23/13  
 Career: 42, vs. Alabama, 02/23/13

## Top Career Scoring Games

1. 22 at Missouri, 3/2/13
2. 21 vs. Northwestern State, 11/20/12
3. 20 vs. Missouri, 01/30/13
3. 20 vs. Georgia Tech, 11/20/11
5. 18 vs. South Carolina, 01/16/13
5. 18 at Marquette, 12/22/12
5. 18 vs. Auburn, 01/17/12
8. 17 vs. Western Kentucky, 11/18/11
9. 16 at Mississippi State, 01/25/12
10. 15 at Kentucky, 01/26/13
10. 15 vs. Florida, 01/12/13

## Sophomore Season (2012-13)


Played in 26 games with 20 starts ... Handed out six assists during the first four games of the season (11/09-11/24) ... Collected a career-best seven steals off the bench in season opening win over UCSB (11/09) ... Poured in a career-high 21 points aided by an 8-for-10 effort at the foul line versus Northwestern State (11/20) ... Secured 10 points, six steals and five rebounds in comeback win over Seton Hall (11/29) ... Suspended indefinitely on Dec. 7 by the program for "violation of athletic department and university policies" ... Returned to play at the 17 minute mark of the second half at Boise (12/14) where he logged three points, two assists and two steals over 13 minutes ... Registered double figures in his last four outings (12/18-01/09) ... Added 10 points on 4-of-7 shooting at UC Irvine (12/18) ... Second best scoring game of season with 18 at Marquette (12/22), career equaling 7 rebounds and 8 field goals ... Returned to play vs. Bethune Cookman (01/05) after sitting out Houston Baptist game, playing 28 minutes with 14 points and four steals ... Collected 13 points, five rebounds and four assists at Auburn (01/09) ... Vs. Florida (1/12) Hickey had good game against nationally-ranked team with 15 points 4 assts, no turnovers 4 steals ... 18 vs. S. Carolina (1/16) ... 19 FG, 8 treys in first 3 SEC games ... Had 12 points, 5 steals in the loss at Georgia (1/19) ... Eight steals (first time for an LSU player since 1994) in win over Texas A&M (1/23) ... Almost pulled LSU through in rally at Kentucky, playing before family and friends, 15 points, 4 treys, no turnovers, 3 steals (1/26) ... Equaled second best scoring game of 20 points in win over Missouri (1/30) ... Scored LSU's last seven points, including a floater with 1.5 to play that was the difference in LSU's 69-68 rallying win at Miss. State (2/2) ... For third time this year and seventh in career had four three-pointers in Vandy win ... Double figure scoring streak of 12 straight outings ended at Alabama (02/09) ... Held to a season's low three points at South Carolina (02/14) ... 7 assists, 5 steals in the Alabama win (2/23) ... Career-high of 22 points and best of six treys at Missouri (03/02) ... Secured his second straight season of over 100 assists and handed out four helpers at Texas A&M (03/06).

## Hickey's Game-by-Game Statistics

2012-13	OPPONENT	MIN	FG	3FG	FT	REB	PF/D	A	TO	BLK	STL	PTS
	UC Santa Barbara	28	2-7	2-5	0-0	1	1-0	6	0	0	7	6
	McNeese State	23	3-7	3-7	0-0	4	1-0	6	1	0	1	9
	Northwestern State	34	5-13	3-7	8-10	7	3-0	6	4	0	5	21
	Miss. Valley State	28	2-4	1-3	0-0	3	0-0	6	4	1	3	5
	Seton Hall	38	3-12	1-6	3-5	5	3-0	2	1	0	6	10
	Chattanooga	DNP -- Suspended										
	At Boise State	13	1-6	1-4	0-0	0	2-0	2	1	0	2	3
	At UC Irvine	21	4-7	2-5	0-1	3	2-0	2	0	0	2	10
	At Marquette	32	8-18	2-8	0-0	7	4-0	3	1	0	2	18
	Houston Baptist	DNP -- Coach's Decision										
	Bethune-Cookman	28	6-11	2-7	0-2	2	2-0	3	1	0	4	14
	At Auburn	37	6-13	1-4	0-1	5	4-0	4	1	0	3	13
	Florida	29	6-12	3-8	0-0	3	3-0	4	0	1	4	15
	South Carolina	35	7-17	4-11	0-0	7	4-0	4	5	0	2	18
	At Georgia	37	4-15	3-10	1-3	6	3-0	2	2	0	5	12
	Texas A&M	37	4-16	1-6	1-1	3	4-0	2	0	1	8	10
	At Kentucky	30	5-10	4-7	1-3	0	4-0	1	0	0	3	15
	Missouri	38	9-17	1-7	1-2	2	3-0	4	3	0	2	20
	At Miss. State	29	5-14	2-9	0-1	3	4-0	4	3	0	1	12
	Vanderbilt	38	5-14	4-8	0-0	7	2-0	5	5	1	1	14
	At Alabama	39	4-11	0-4	0-0	4	2-0	4	1	0	3	8
	At South Carolina	33	1-6	0-2	1-4	1	2-0	5	2	0	3	3
	Miss. State	33	3-8	3-6	1-2	2	3-0	6	1	0	2	10
	At Tennessee	38	5-15	3-9	1-2	1	3-0	4	2	0	2	14
	Alabama	42	6-13	1-4	0-2	5	3-0	7	5	0	5	13
	Arkansas	39	4-8	2-4	0-0	3	2-0	5	3	0	2	10
	At Missouri	39	8-19	6-14	0-0	3	3-0	0	1	0	2	22
	At Texas A&M	35	1-4	1-4	0-2	4	3-0	4	1	1	2	3
	Ole Miss											
	SEC Tournament											

## Anthony Hickey's Career Stats

YEAR	GP-GS	MIN/AVG	FG-FGA	PCT.	3FG-FGA	PCT.	FT-FTA	PCT.	REB-AVG	PF-FO	AST	TO	BLK	STL	PTS-AVG
11-12	33-31	1030/31.2	112-292	.384	44-140	.314	26-47	.553	119-3.6	79-2	125	63	5	69	294-8.9
12-13	26-20	853/32.8	117-297	.394	56-169	.331	18-41	.439	91-3.5	70-0	101	48	5	82	308-11.8
<b>Totals</b>	<b>59-51</b>	<b>1883/31.9</b>	<b>229-589</b>	<b>.389</b>	<b>100-309</b>	<b>.324</b>	<b>44-88</b>	<b>.500</b>	<b>210-3.6</b>	<b>149-2</b>	<b>226</b>	<b>11</b>	<b>10</b>	<b>151</b>	<b>602-10.2</b>



# Johnny O'Bryant III

Forward \* 6-9 \* 256 \* Sophomore \* Cleveland, Miss. \* East Side HS

# 2

## Top Performances

**Points**  
 Season: 30, at South Carolina, 02/14/13  
 Career: 30, at South Carolina, 02/14/13

**Rebounds**  
 Season: 14, at Georgia, 01/19/13  
 Career: 14, at Georgia, 01/19/13

**Field Goals Made**  
 Season: 13, at South Carolina, 02/14/13  
 Career: 13, at South Carolina, 02/14/13

**3 PT FG Made**  
 Season: 1, three times  
 Career: 1, five times

**Free Throws Made**  
 Season: 6, four times  
 Career: 10, vs. Arkansas (SECT), 3/8/12

**Assists**  
 Season: 8, vs. Miss. State, 02/16/13  
 Career: 8, vs. Miss. State, 02/16/13

**Blocks**  
 Season: 3, vs. Chattanooga, 12/11/12  
 Career: 3, vs. Chattanooga, 12/11/12

**Steals**  
 Season: 2, twice  
 Career: 2, three times

**Minutes Played**  
 Season: 51, vs. Alabama, 02/23/13  
 Career: 51, vs. Alabama, 02/23/13

## Top Career Scoring Games

- 30 at South Carolina, 02/14/13
- 24 vs. Alabama, 2/23/13
- 24 at Tennessee, 2/19/13
- 22 at Alabama, 02/09/13
- 21 at Kentucky, 01/26/13
- 21 vs. Northwestern, 11/17/11
- 18 at Missouri, 3/2/13
- 18 vs. Chattanooga, 12/11/12
- 18 vs. Arkansas (SECT), 03/08/12
- 17 vs. Alabama, 02/11/12

## Sophomore Season (2012-13)


Started 25 of 26 games missing the McNeese State (11/13) and Houston Baptist (12/28) games due to injury ... Picked up a SEC-leading 13 double-doubles on the season and has come away with a double dip in 10 of his last 14 outings (01/19-03/06) ... Came out strong in the opener against UCSB (11/9), hitting 6-of-10 field goals and grabbing eight rebounds with 13 points in 11 minutes ... JOB III returned for Northwestern State game (11/20) playing 19 minutes and scoring 13 points ... Made it three straight double-doubles after he collected 13 points and 11 rebounds against Seton Hall (11/29) followed by a then season's best 18 points and 10 rebounds versus Chattanooga (12/11) ... Registered 15 points on 6-of-8 shooting at Boise State (12/14) ... Picked up a career-high 13 rebounds at UC Irvine (12/18) ... After injury at Marquette and missing Houston Baptist game (1/5), was inserted for five minutes in the first half against Bethune Cookman (01/05) ... Logged 25 minutes with six points and seven rebounds at Auburn (01/09) playing through foul trouble a majority of the game ... Career-high 14 rebounds at Georgia as he recorded double double with 16 points (1/19) ... Second consecutive double double with 14 points and 10 rebounds versus Texas A&M (1/23) ... Equaled a then career-high in points (21) at Kentucky (01/25) and collected 12 rebounds for third straight double double ... Notched 14 points and 11 rebounds in upset win over Missouri (01/30) ... Made it five straight double dips with 12 points and 12 rebounds in comeback win at Mississippi State (02/02) ... Last LSU player to string together five straight double-doubles was Glen Davis during the 2005-06 season ... Set a then career-best with 22 points on 9-of-17 shooting and tacked on 11 rebounds at Alabama (02/09) ... Erupted for a career-high 30 points on 13-of-19 from the floor ... Last LSU player to score 30 points in a game was Tasmin Mitchell versus Auburn on January 20, 2010 ... JOB III puts another double double on the board vs. Miss. State (2/16) and flirts with a triple double with 8 assists ... JOB III scores 24 at Tennessee (2/19) and over a four-game stretch averaged 21.5 points and 10.0 rebounds ... 12th double double in triple overtime win vs. Alabama (2/23) ... Tallied 11 points and 10 rebounds at Texas A&M (03/06).

## O'Bryant III's Game-by-Game Statistics

2012-13	MIN	FG	3FG	FT	REB	PF/D	A	TO	BLK	STL	PTS
UC Santa Barbara	11	6-10	1-3	0-1	8	1-0	0	1	0	1	13
McNeese State	DNP--injury										
Northwestern State	19	6-11	0-1	1-3	6	5-1	1	2	0	0	13
Miss. Valley State	24	4-6	0-0	3-7	10	3-0	1	4	0	1	11
Seton Hall	33	5-11	0-0	3-5	11	2-0	1	2	1	0	13
Chattanooga	28	7-14	1-1	3-6	10	2-0	1	4	3	1	18
At Boise State	22	6-8	0-0	3-4	5	5-1	0	6	1	0	15
At UC Irvine	34	4-12	0-1	1-2	13	2-0	2	4	1	0	9
At Marquette	32	7-17	0-0	0-0	5	5-1	3	1	0	0	14
Houston Baptist	DNP--injury										
Bethune-Cookman	5	1-3	0-0	0-0	0	1-0	0	1	0	0	2
At Auburn	25	3-8	0-1	0-0	7	4-0	0	4	1	0	6
Florida	14	1-8	0-1	0-0	5	2-0	1	1	0	0	2
South Carolina	23	4-9	0-1	1-2	6	5-1	0	4	1	1	9
At Georgia	34	5-8	0-0	6-8	14	2-0	2	5	1	0	16
Texas A&M	35	6-10	0-0	2-5	10	1-0	2	5	0	2	14
At Kentucky	39	9-22	1-1	2-2	12	3-0	2	4	0	0	21
Missouri	38	4-9	0-0	6-11	11	3-0	3	3	1	1	14
At Miss. State	32	4-9	0-0	4-4	12	5-1	2	3	2	2	12
Vanderbilt	26	3-11	0-0	4-6	5	3-0	2	1	0	0	10
At Alabama	35	9-17	0-0	4-6	11	3-0	2	5	0	0	22
At South Carolina	34	13-19	0-0	4-6	10	4-0	1	4	1	0	30
Miss. State	36	5-7	0-0	0-0	11	2-0	8	2	1	0	10
At Tennessee	31	9-16	0-0	6-8	8	5-1	1	4	1	2	24
Alabama	51	9-15	0-1	6-9	10	2-0	3	4	1	0	24
Arkansas	21	1-5	0-0	3-6	8	4-0	2	3	1	0	5
At Missouri	36	7-14	0-0	4-6	8	2-0	1	3	0	0	18
At Texas A&M	31	4-10	0-0	3-4	10	4-0	2	5	1	0	11
Ole Miss											
SEC Tournament											

## Johnny O'Bryant III's Career Stats

YEAR	GP-GS	MIN/AVG	FG-FGA	PCT.	3FG-FGA	PCT.	FT-FTA	PCT.	REB-AVG	PF-FO	AST	TO	BLK	STL	PTS-AVG
11-12	28-17	600-21.4	91-228	.399	2-12	.167	55-88	.625	187-6.7	58-2	11	66	21	15	239-8.5
12-13	26-25	749-28.8	142-289	.491	3-11	.273	69-111	.622	226-8.7	80-6	43	85	18	11	356-13.7
<b>Totals</b>	<b>54-42</b>	<b>1349-25.0</b>	<b>233-517</b>	<b>.451</b>	<b>5-23</b>	<b>.217</b>	<b>129-199</b>	<b>.623</b>	<b>413-7.6</b>	<b>138-8</b>	<b>54</b>	<b>151</b>	<b>39</b>	<b>26</b>	<b>595-11.0</b>



# Jalen Courtney

Forward \* 6-8 \* 227 \* Junior \* Jackson, Miss. \* Provine HS

# 3

### Top Performances

**Points**  
 Season: 11, vs. Houston Bapt., 12/28/12  
 Career: 14, vs. Grambling, 12/29/11

**Rebounds**  
 Season: 7, two times  
 Career: 7, two times

**Field Goals Made**  
 Season: 5, vs. Houston Bapt., 12/28/12  
 Career: 5, twice

**3 PT FG Made**  
 Season:  
 Career: 4, vs. Grambling, 12/29/11

**Free Throws Made**  
 Season: 3, twice  
 Career: 3, twice

**Assists**  
 Season: 1, twice  
 Career: 2, vs. UC Irvine, 12/15/11

**Blocks**  
 Season: 2, vs. Houston Bapt., 12/28/12  
 Career: 2, vs. Houston Bapt. 12/28/12

**Steals**  
 Season: 1, vs. B-Cookman, 01/05/13  
 Career: 2, vs. Nicholls State, 11/12/11

**Minutes Played**  
 Season: 23, vs. Houston Bapt., 12/28/12  
 Career: 23, vs. Houston Bapt., 12/28/12

### Top Career Scoring Games

1. 14 vs. Grambling, 12/29/11
2. 11 vs. Houston Baptist, 12/28/12
3. 6 at South Carolina, 02/14/13
4. 5 vs. Miss. State, 2/16/13
4. 5 vs. Bethune-Cookman, 01/05/13
4. 5 vs. McNeese State, 11/13/12
4. 5 vs. UC Irvine, 12/15/11
4. 5 vs. Western Kentucky, 11/18/11
9. 4 at Arkansas, 01/14/12
10. 3 eight times

### Junior Season (2012-13)

Garnered 23 appearances, all coming off the bench ... Logged double figure minutes during eight of those outings highlighted by 23 minutes versus Houston Baptist (12/28) and 17 minutes against McNeese State (11/13) and South Carolina (01/16) ... Collected two points and five rebounds versus UCSB (11/09) ... Hauled down a career-high seven rebounds to go along with season's best five points against McNeese State (11/13) ... Season high of 11 points vs. Houston Baptist (12/28) and career equaling rebounds of 7 ... Had a three-game run (12/28-01/09) going 8-for-14 from the floor to go along with 12 rebounds ... Added four points and a rebound during comeback win at Mississippi State (02/02) ... Notched six points on 3-of-4 shooting and secured four rebounds in nine minutes at South Carolina (02/14) ... Secured five points and three rebounds versus Mississippi State (02/16).

### Courtney's Game-by-Game Statistics


#### 2012-13

OPPONENT	MIN	FG	3FG	FT	REB	PF/D	A	TO	BLK	STL	PTS
UC Santa Barbara	12	1-4	0-1	0-0	5	3-0	0	1	0	0	2
McNeese State	17	1-1	0-0	3-3	7	2-0	1	3	0	0	5
Northwestern State	DNP-injury										
Miss. Valley State	3	0-0	0-0	0-0	0	0-0	0	1	0	0	0
Seton Hall	5	0-1	0-0	0-0	0	1-0	0	0	0	0	0
Chattanooga	6	0-1	0-0	0-0	1	1-0	0	0	0	0	0
At Boise State	2	0-1	0-0	0-0	0	1-0	0	0	0	0	0
At UC Irvine	DNP										
At Marquette	DNP										
Houston Baptist	23	5-9	0-0	1-2	7	4-0	0	0	2	0	11
Bethune-Cookman	14	2-3	0-0	1-3	3	0-0	1	0	1	1	5
At Auburn	11	1-2	0-0	1-2	2	1-0	0	1	0	0	3
Florida	11	0-1	0-0	1-2	2	1-0	0	1	0	0	1
South Carolina	17	1-2	0-0	0-0	4	2-0	0	3	0	0	2
At Georgia	6	0-1	0-0	0-0	1	3-0	0	0	0	0	0
Texas A&M	4	0-2	0-0	0-0	2	1-0	0	0	0	0	0
At Kentucky	4	0-1	0-0	0-0	0	1-0	0	0	0	0	0
Missouri	DNP										
At Miss. State	9	2-2	0-0	0-0	1	1-0	0	0	0	0	4
Vanderbilt	10	0-1	0-1	0-0	2	2-0	0	0	1	0	0
At Alabama	2	0-1	0-0	0-0	1	0-0	0	0	0	0	2
At South Carolina	9	3-4	0-0	0-0	4	1-0	0	0	0	0	6
Miss. State	6	1-2	0-0	0-0	3	0-0	0	0	0	0	5
At Tennessee	7	1-2	0-0	0-0	2	0-0	0	1	0	0	2
Alabama	9	0-1	0-0	3-4	0	0-0	0	1	0	0	3
Arkansas	9	0-2	0-0	0-0	0	1-0	0	0	0	0	0
At Missouri	DNP										
At Texas A&M	2	0-0	0-0	0-0	1	0-0	0	0	0	0	0
Ole Miss											
SEC Tournament											

### Jalen Courtney's Career Stats

YEAR	GP-GS	MIN/AVG	FG-FGA	PCT.	3FG-FGA	PCT.	FT-FTA	PCT.	REB-AVG	PF-FO	AST	TO	BLK	STL	PTS-AVG.
10-11	15-0	72-4.8	5-12	.417	2-4	.500	4-6	.667	8-0.5	7-0	0	2	1	0	16-1.1
11-12	20-0	139-7.0	17-48	.354	10-27	.370	2-2	1.000	24-1.2	15-0	4	2	2	1	46-2.3
12-13	23-0	198-8.6	18-44	.409	0-2	.000	10-16	.625	48-2.1	26-0	2	11	5	1	46-2.0
<b>Totals</b>	<b>58-0</b>	<b>409-7.1</b>	<b>40-104</b>	<b>.385</b>	<b>12-33</b>	<b>.364</b>	<b>16-24</b>	<b>.667</b>	<b>80-1.4</b>	<b>48-0</b>	<b>6</b>	<b>15</b>	<b>8</b>	<b>2</b>	<b>108-1.9</b>





# Corban Collins

Guard \* 6-3 \* 192 \* Freshman \* High Point, N.C. \* Massanutten Military Academy

# 4

### Top Performances

**Points**  
 Season: 19, at Boise State, 12/14/12  
 Career: 19, at Boise State, 12/14/12

**Rebounds**  
 Season: 5, vs. Houston Bapt., 12/28/12  
 Career: 5, vs. Houston Bapt., 12/28/12

**Field Goals Made**  
 Season: 6, at Boise State, 12/14/12  
 Career: 6, at Boise State, 12/14/12

**3 PT FG Made**  
 Season: 6, at Boise State, 12/14/12  
 Career: 6, at Boise State, 12/14/12

**Free Throws Made**  
 Season: 3, at Georgia, 01/19/13  
 Career: 3, at Georgia, 01/19/13

**Assists**  
 Season: 5, vs. Houston Bapt., 12/28/12  
 Career: 5, vs. Houston Bapt., 12/28/12

**Blocks**  
 Season: 1, vs. Miss. State, 02/16/13  
 Career: 1, vs. Miss. State, 02/16/13

**Steals**  
 Season: 1, three times  
 Career: 1, three times

**Minutes Played**  
 Season: 29, vs. Houston Bapt., 12/28/12  
 Career: 29, vs. Houston Bapt., 12/28/12

### Top Career Scoring Games

- 19 at Boise State, 12/14/12
- 11 vs. Chattanooga, 12/11/12
- 6 at UC Irvine, 12/18/12
- 5 vs. Houston Baptist, 12/28/12
- 4 vs. Mississippi Valley State, 11/24/12
- 4 vs. McNeese State, 11/13/12
- 3 at Georgia, 01/19/13
- 3 vs. Northwestern State, 11/20/12
- 2 three times

### Freshman Season (2012-13)


Totaled 24 appearances along with six starts at point guard ... Logged 11 minutes as starter during season opener against UCSB (11/09) ... Tacked on four points and three rebounds versus McNeese State (11/13) ... Reached double figures for first time of his career during Chattanooga game (12/11) where he provided a solid all-around effort with 11 points, three assists and three rebounds ... Canned five treys en route to a career-high 19 points at Boise State (12/14) ... Returned to the starting lineup and added six points at UC Irvine (12/18) ... Added five points to go along with a career-best five rebounds against Houston Baptist (12/28) ... Suffered gash above eyes late at Georgia (01/19) ... Returned from injury during comeback win at Mississippi State (02/02) ... Hauled in three rebounds at South Carolina (02/14) ... Tacked on two points and two rebounds during triple OT win over Alabama (02/23).

### Collins' Game-by-Game Statistics

2012-13	MIN	FG	3FG	FT	REB	PF/D	A	TO	BLK	STL	PTS
UC Santa Barbara	11	0-0	0-0	0-0	1	1-0	0	1	0	0	0
McNeese State	17	2-7	0-1	0-0	3	1-0	1	4	0	1	4
Northwestern State	6	1-1	0-0	1-2	0	2-0	1	0	0	0	3
Miss. Valley State	12	2-2	0-0	0-0	2	1-0	1	1	0	0	4
Seton Hall	3	0-1	0-0	0-0	0	0-0	0	1	0	0	0
Chattanooga	24	4-10	2-4	1-2	3	0-0	3	1	0	0	11
At Boise State	19	6-11	5-8	2-2	1	1-0	1	2	0	0	19
At UC Irvine	18	2-5	2-2	0-0	1	0-0	0	0	0	0	6
At Marquette	8	0-0	0-0	0-0	0	0-0	0	1	0	1	0
Houston Baptist	29	1-6	1-4	2-2	5	2-0	5	3	1	1	5
Bethune-Cookman	12	0-1	0-0	1-2	3	1-0	2	2	0	0	1
At Auburn	DNP										
Florida	4	0-0	0-0	1-2	1	0-0	0	0	0	0	1
South Carolina	7	1-2	0-0	0-0	0	0-0	0	4	0	0	2
At Georgia	15	0-1	0-0	3-3	2	2-0	0	4	0	0	3
Texas A&M	DNP -- injury										
At Kentucky	DNP -- injury										
Missouri	DNP -- injury										
At Miss. State	4	1-2	0-1	0-0	0	0-0	0	1	0	1	2
Vanderbilt	2	0-0	0-0	0-0	0	0-0	0	0	0	0	0
At Alabama	1	0-0	0-0	0-0	0	0-0	0	0	0	0	0
At South Carolina	7	0-1	0-0	0-0	3	0-0	0	2	0	0	0
Miss. State	6	0-0	0-0	0-1	0	1-0	1	1	1	0	0
At Tennessee	6	0-1	0-1	0-0	0	3-0	0	1	0	0	0
Alabama	14	1-4	0-1	0-0	2	1-0	0	0	0	0	2
Arkansas	1	0-0	0-0	0-0	1	0-0	0	1	0	0	0
At Missouri	1	0-1	0-1	0-0	0	0-0	0	0	0	0	0
At Texas A&M	3	0-0	0-0	0-0	0	0-0	0	0	0	0	0
Ole Miss											
SEC Tournament											

### Corbin Collins' Career Stats

YEAR	GP-GS	MIN/AVG	FG-FGA	PCT.	3FG-FGA	PCT.	FT-FTA	PCT.	REB.-AVG	PF-FO	AST	TO	BLK	STL	PTS-AVG.
12-13	24-6	230-9.6	21-56	.375	10-23	.435	11-16	.688	28-1.2	16-0	15	30	2	4	63-2.6
<b>Totals</b>	<b>24-6</b>	<b>230-9.6</b>	<b>21-56</b>	<b>.375</b>	<b>10-23</b>	<b>.435</b>	<b>11-16</b>	<b>.688</b>	<b>28-1.2</b>	<b>16-0</b>	<b>15</b>	<b>30</b>	<b>2</b>	<b>4</b>	<b>63-2.6</b>



# Shavon Coleman

Forward \* 6-5 \* 185 \* Junior \* Thibodaux, La. \* Thibodaux HS/Howard College

# 5

### Top Performances

**Points**  
 Season: 25, vs. McNeese State, 11/13/12  
 Career: 25, vs. McNeese State, 11/13/12

**Rebounds**  
 Season: 13, vs. Houston Bapt., 12/28/12  
 Career: 13, vs. Houston Bapt., 12/28/12

**Field Goals Made**  
 Season: 10, vs. McNeese State, 11/13/12  
 Career: 10, vs. McNeese State, 11/13/12

**3 PT FG Made**  
 Season: 2, twice  
 Career: 2, twice

**Free Throws Made**  
 Season: 8, vs. B-Cookman, 01/05/13  
 Career: 8, vs. B-Cookman, 01/05/13

**Assists**  
 Season: 3, at Auburn, 01/09/13  
 Career: 3, at Auburn, 01/09/13

**Blocks**  
 Season: 4, vs. Houston Bapt., 12/28/12  
 Career: 4, vs. Houston Bapt., 12/28/12

**Steals**  
 Season: 4, at UC Irvine, 12/18/12  
 Career: 4, at UC Irvine, 12/18/12

**Minutes Played**  
 Season: 37, at Marquette, 12/22/12  
 Career: 37, at Marquette, 12/22/12

- Top Career Scoring Games**
- 25 vs. McNeese State, 11/13/12
  - 22 vs. NW State, 11/20/12
  - 18 vs. Seton Hall, 11/29/12
  - 17 vs. Alabama, 2/23/13
  - 17 vs. Texas A&M, 01/23/13
  - 16 vs. Miss. Valley, 11/24/12
  - 14 vs. Bethune Cookman, 01/05/13
  - 13 at UC Irvine, 12/18/12
  - 11 six times

### Junior Season (2012-13)


Been valuable sixth man for the Tigers and made 22 of his 28 appearances from the bench ... Secured double figures in 10 of 12 games (11/13-01/12) ... Racked up 23 of his season-high 25 points during the first half of his first career start against McNeese State (11/13) ... First player to score 20-plus first half points since Tasmin Mitchell in 2010 ... Added 10 rebounds during McNeese game for his first career double-double ... Provided back-to-back 20-plus efforts and garnered 22 points on 8-of-12 shooting versus Northwestern State (11/20) ... Compiled his second double-double, 16 points and 11 rebounds, against Mississippi Valley State (11/24) ... Tallied 18 points, six rebounds and three steals during the Seton Hall comeback win (11/29) ... Recorded 13 points and pulled down 11 rebounds at UC Irvine (12/18) ... Season's best of 13 rebounds and four blocks coupled with 11 points in fourth double-double effort versus Houston Baptist (12/28 ... Five consecutive double figure games with 14 points, 12 rebounds against Bethune Cookman (01/05) ... Held to a then season-low four points at Auburn (01/09) ... Best scoring game since late November came versus Texas A&M (01/23) with 17 points on 8-of-16 shooting ... Totaled 11 points and seven rebounds in comeback win at Mississippi State (02/02) ... Added 11 points at Alabama (02/09) ... A strong 17 points in the rematch in Baton Rouge against Alabama (2/23) ... Turned in solid all-around effort with eight points, six rebounds, three blocks and three steals at Texas A&M (03/06).

### Coleman's Game-by-Game Statistics

2012-13	OPONENT	MIN	FG	3FG	FT	REB	PF/D	A	TO	BLK	STL	PTS
UC Santa Barbara	28	3-8	0-0	0-4	4	1-0	2	1	2	3	6	
McNeese State	31	10-16	2-3	3-6	10	3-0	1	2	2	1	25	
Northwestern State	28	8-12	2-3	4-8	7	4-0	0	2	0	0	22	
Miss. Valley State	33	6-12	0-1	4-5	11	2-0	1	3	2	2	16	
Seton Hall	32	8-14	0-1	2-4	6	1-0	1	3	2	3	18	
Chattanooga	25	3-7	0-0	2-2	8	1-0	1	1	1	1	8	
At Boise State	30	5-9	1-3	0-0	7	3-0	0	2	0	0	11	
At UC Irvine	32	6-15	0-2	1-2	11	2-0	2	1	0	4	13	
At Marquette	37	4-8	1-3	2-2	6	4-0	0	3	2	1	11	
Houston Baptist	19	3-10	0-1	5-6	13	0-0	2	0	4	3	11	
Bethune-Cookman	36	3-6	0-0	8-8	12	3-0	1	2	0	1	14	
At Auburn	33	2-9	0-2	0-2	9	2-0	3	3	0	2	4	
Florida	23	5-13	1-4	0-0	5	0-0	1	1	2	0	11	
South Carolina	21	2-5	0-0	2-2	7	4-0	0	1	1	0	6	
At Georgia	25	2-6	0-1	1-2	4	5-1	1	3	0	3	5	
Texas A&M	36	8-16	1-3	0-0	4	3-0	0	2	0	3	17	
At Kentucky	33	2-9	0-3	4-4	2	4-0	1	2	1	1	8	
Missouri	37	4-4	0-0	1-4	4	2-0	0	2	0	0	9	
At Miss. State	32	3-9	0-1	5-7	7	5-1	1	2	1	1	11	
Vanderbilt	32	0-1	0-0	2-2	6	3-0	1	3	1	1	2	
At Alabama	26	3-6	0-0	5-6	4	5-1	0	0	0	0	11	
At South Carolina	19	0-4	0-0	2-2	6	4-0	0	2	1	0	2	
Miss. State	13	2-7	1-2	2-2	1	2-0	1	0	0	1	7	
At Tennessee	23	2-5	0-0	3-3	3	1-0	1	2	0	1	7	
Alabama	36	6-11	0-1	5-8	8	0-0	1	2	2	1	17	
Arkansas	25	2-9	0-1	4-4	2	1-0	0	1	0	2	8	
At Missouri	19	1-3	0-0	4-4	3	2-0	1	1	0	0	6	
At Texas A&M	28	3-7	0-1	2-2	6	1-0	0	2	3	3	8	
Ole Miss												
SEC Tournament												

### Shavon Coleman's Career Stats

YEAR	GP-GS	MIN/AVG	FG-FGA	PCT.	3FG-FGA	PCT.	FT-FTA	PCT.	REB.-AVG	PF-FD	AST	TO	BLK	STL	PTS-AVG.
12-13	28-6	792/28.3	106-241	.440	9-36	.250	73-101	.723	176-6.3	68-3	23	49	27	38	294-10.5
<b>Totals</b>	<b>28-6</b>	<b>792/28.3</b>	<b>106-241</b>	<b>.440</b>	<b>9-36</b>	<b>.250</b>	<b>73-101</b>	<b>.723</b>	<b>176-6.3</b>	<b>68-3</b>	<b>23</b>	<b>49</b>	<b>27</b>	<b>38</b>	<b>294-10.5</b>



# Andre Stringer

Guard \* 5-10 \* 178 \* Junior \* Jackson, Miss. \* Forest Hill HS

# 10

## Top Performances

### Points

Season: 20, at Marquette, 12/22/12  
 Career: 21, twice

### Rebounds

Season: 7, at Missouri, 03/02/13  
 Career: 7, at Missouri, 03/02/13

### Field Goals Made

Season: 7, twice  
 Career: 7, three times

### 3 PT FG Made

Season: 6, at Marquette, 12/22/12  
 Career: 6, at Marquette, 12/22/12

### Free Throws Made

Season: 6, vs. Missouri, 01/30/13  
 Career: 11, vs. Houston, 11/30/10

### Assists

Season: 4, four times  
 Career: 7, vs. Arkansas, 01/12/11

### Blocks

Season: 1, vs. McNeese State, 11/13/12  
 Career: 2, vs. McNeese State, 12/16/10

### Steals

Season: 3, twice  
 Career: 4, twice

### Minutes Played

Season: 39, twice  
 Career: 39, four times

## Top Career Scoring Games

1. 21 at South Alabama, 11/28/10
1. 21 vs. NW State, 11/12/10
3. 20 at Marquette, 12/22/12
3. 20 vs. South Alabama, 11/23/11
5. 19 at UC Irvine, 12/18/12
5. 19 vs. South Carolina, 02/02/11
5. 19 vs. Rice, 12/29/10
8. 18 vs. Missouri, 01/30/13
8. 18 vs. Chattanooga, 12/11/12
8. 18 vs. Georgia, 02/22/12
8. 18 vs. Wichita State, 12/18/10

## Junior Season (2012-13)

Had started LSU's last 21 of 22 games (12/11-03/06) after making his first five appearances off the bench ... Reached double figures 48 times for his career ... Ripped off 10 or more points in six of seven games (11/24-12/28) ... Tallied 14 points on 4-of-6 shooting against Mississippi Valley State (11/24) ... Chipped in 10 points during second half comeback victory over Seton Hall (11/29) ... Made first start of the season and poured in 18 points, hitting 4 three-pointers against Chattanooga (12/11) ... Provided season's best 19 points and nailed 7-of-14 from the floor at UC Irvine (12/18) ... Scored 20 and was first player with 6 treys since 2009 at Marquette (12/22) ... Stringer hits 5-10 field goals for 11 points versus Houston Baptist (12/28) ... Collected 13 points on 5-of-11 shooting at Auburn (01/09) ... After hitting 3 treys at Kentucky (1/26), hits 4-of-5 treys and 6-6 at the free throw line to score 18 vs. Missouri (1/30) ... Totaled 12 points, all in the second half, at South Carolina (02/14) ... Grabbed a career-high seven rebounds at Missouri (03/02).


## Stringer's Game-by-Game Statistics

### 2012-13

OPPONENT	MIN	FG	3FG	FT	REB	PF/D	A	TO	BLK	STL	PTS
UC Santa Barbara	13	3-8	2-6	1-1	1	0-0	2	1	0	0	9
McNeese State	18	2-6	2-5	0-0	0	4-0	1	1	1	0	6
Northwestern State	20	3-7	2-4	1-4	3	1-0	1	2	0	1	9
Miss. Valley State	29	4-6	3-5	3-4	1	1-0	2	1	0	1	14
Seton Hall	34	2-10	1-6	5-6	2	1-0	2	2	0	2	10
Chattanooga	33	7-14	4-8	0-0	2	3-0	4	3	0	3	18
At Boise State	31	1-10	1-6	2-2	1	3-0	4	3	0	1	5
At UC Irvine	32	7-14	3-8	2-3	0	0-0	2	0	0	0	19
At Marquette	34	6-12	6-10	2-2	2	3-0	2	2	0	3	20
Houston Baptist	31	5-10	1-3	0-0	2	2-0	2	3	0	1	11
Bethune-Cookman	34	3-6	2-3	0-0	3	2-0	3	5	0	0	8
At Auburn	33	5-11	3-6	0-0	1	2-0	0	0	0	1	13
Florida	31	3-9	0-2	0-0	2	3-0	3	3	0	0	6
South Carolina	29	4-13	0-5	1-1	2	4-0	1	1	0	1	9
At Georgia	32	3-9	2-4	1-2	1	1-0	1	3	0	0	9
Texas A&M	28	1-4	1-4	2-2	1	2-0	1	2	0	0	5
At Kentucky	30	5-7	3-4	0-0	1	2-0	1	2	0	0	13
Missouri	39	4-6	4-5	6-6	5	3-0	2	2	0	0	18
At Miss. State	33	2-8	1-5	4-4	0	2-0	3	4	0	1	9
Vanderbilt	29	2-8	1-5	2-5	2	1-0	2	1	0	0	7
At Alabama	32	2-8	2-7	0-0	2	2-0	2	1	0	0	6
At South Carolina	35	4-11	2-4	2-2	2	0-0	2	0	0	2	12
Miss. State	34	4-9	2-4	0-0	3	1-0	2	0	0	1	10
At Tennessee	39	3-7	1-4	1-2	1	0-0	3	2	0	1	8
Alabama	33	3-5	3-3	1-1	4	2-0	4	1	0	0	10
Arkansas	25	1-7	1-5	2-3	2	3-0	1	2	0	0	5
At Missouri	36	1-8	1-5	0-1	7	2-0	4	2	0	2	3
At Texas A&M	21	3-9	3-7	1-2	1	2-0	2	3	0	1	10
Ole Miss											
SEC Tournament											

## Andre Stringer's Career Stats

YEAR	GP-GS	MIN/AVG	FG-FGA	PCT.	3FG-FGA	PCT.	FT-FTA	PCT.	REB.-AVG	PF-FD	AST	TO	BLK	STL	PTS-AVG.
10-11	32-30	981-30.7	101-302	.334	57-193	.295	98-127	.772	76-2.4	63-1	85	82	4	34	357-11.2
11-12	28-24	903-32.2	90-258	.349	44-139	.317	60-73	.822	57-2.0	56-0	76	49	0	37	284-10.1
12-13	28-22	848-30.3	93-242	.384	57-143	.399	39-53	.736	54-1.9	52-0	60	49	2	22	282-10.1
<b>Totals</b>	<b>88-76</b>	<b>2732-31.0</b>	<b>284-802</b>	<b>.354</b>	<b>158-475</b>	<b>.333</b>	<b>197-253</b>	<b>.779</b>	<b>187-2.1</b>	<b>171-1</b>	<b>221</b>	<b>180</b>	<b>6</b>	<b>93</b>	<b>923-10.5</b>



# Shane Hammink

Forward \* 6-7 \* 208 \* Freshman \* Millingen aan de Rijn, Netherlands \* Oakley College

# 11

### Top Performances

**Points**

Season:	12, vs. Miss. Valley, 11/24/12
Career:	12, vs. Miss. Valley, 11/24/12

**Rebounds**

Season:	4, three times
Career:	4, three times

**Field Goals Made**

Season:	4, twice
Career:	4, twice

**3 PT FG Made**

Season:	2, twice
Career:	2, twice

**Free Throws Made**

Season:	2, three times
Career:	2, three times

**Assists**

Season:	4, vs. Chattanooga, 12/11/12
Career:	4, vs. Chattanooga, 12/11/12

**Blocks**

Season:	1, twice
Career:	1, twice

**Steals**

Season:	1, three times
Career:	1, three times

**Minutes Played**

Season:	25, vs. Miss. Valley, 11/24/12
Career:	25, vs. Miss. Valley, 11/24/12

### Top Career Scoring Games

- 12 vs. Mississippi Valley State, 11/24/12
- 10 vs. UC Santa Barbara, 11/09/12
- 6 vs. McNeese State, 11/13/12
- 3 vs. Seton Hall, 11/29/12
- 2 nine times

### Freshman Season (2012-13)

Checks in with 25 appearances and has notched two starts ... Logged double figure minutes in 15 of 25 appearances ... Ripped off 10 points over 20 minutes off the bench during season opener versus UC Santa Barbara (11/09) ... Added six points and four rebounds against McNeese State (11/24) ... First career start came against Mississippi Valley State (11/24) where he exploded for a career-high 12 points on 4-of-7 shooting to go along with four rebounds and three assists ... Distributed a career-best four assists and hauled a career-high four rebounds versus Chattanooga (12/11) ... Tacked on two points and three rebounds at Auburn (01/09) ... Compiled two points, one rebound and an assist at Kentucky (01/26) ... Has added two points in four of his last five outings (02/16-03/06).

### Hammink's Game-by-Game Statistics

2012-13	MIN	FG	3FG	FT	REB	PF/D	A	TO	BLK	STL	PTS
UC Santa Barbara	20	4-8	2-3	0-1	1	2-0	1	1	0	0	10
McNeese State	19	2-3	1-2	1-2	4	1-0	2	0	0	0	6
Northwestern State	15	0-3	0-2	1-2	3	2-0	1	2	0	0	1
Miss. Valley State	25	4-7	2-3	2-2	4	0-0	3	3	1	0	12
Seton Hall	6	1-2	0-1	1-3	2	0-0	0	1	0	0	3
Chattanooga	17	0-2	0-1	0-0	4	3-0	4	1	0	1	0
At Boise State	19	1-2	0-1	0-0	3	3-0	1	3	0	1	2
At UC Irvine	10	1-3	0-2	0-0	3	2-0	1	1	0	0	2
At Marquette	11	0-2	0-1	0-0	1	0-0	0	1	0	1	0
Houston Baptist	13	0-0	0-0	1-2	3	2-0	3	2	0	0	1
Bethune-Cookman	16	1-3	0-1	0-0	1	1-0	2	1	1	0	2
At Auburn	10	0-2	0-2	2-2	3	3-0	0	0	0	0	2
Florida	2	0-1	0-0	0-0	0	0-0	0	0	0	0	0
South Carolina	DNP										
At Georgia	6	0-1	0-0	0-0	1	1-0	0	1	0	0	0
Texas A&M	DNP										
At Kentucky	10	1-1	0-0	0-0	1	1-0	1	1	0	0	2
Missouri	6	0-1	0-1	0-0	0	1-0	0	0	0	0	0
At Miss. State	8	1-2	0-1	0-0	0	0-0	0	1	0	0	2
Vanderbilt	3	0-0	0-0	0-0	0	0-0	0	0	0	0	0
At Alabama	11	0-2	0-0	0-0	0	1-0	0	0	0	0	0
At South Carolina	3	0-0	0-0	0-0	0	0-0	0	0	0	0	0
Miss. State	2	0-0	0-0	2-2	0	0-0	0	0	0	0	2
At Tennessee	14	0-2	0-1	0-0	0	2-0	1	0	0	0	0
Alabama	DNP										
Arkansas	8	1-2	0-0	0-1	4	1-0	0	1	0	0	2
At Missouri	12	1-1	0-0	0-0	2	0-0	0	0	0	0	2
At Texas A&M	6	1-2	0-0	0-0	0	1-0	0	0	0	0	2
Ole Miss											
SEC Tournament											

### Shane Hammink's Career Stats

YEAR	GP-GS	MIN/AVG	FG-FGA	PCT.	3FG-FGA	PCT.	FT-FTA	PCT.	REB.-AVG	PF-FD	AST	TO	BLK	STL	PTS-AVG.
12-13	25-2	272-10.9	19-52	.365	5-22	.227	10-17	.588	40-1.6	27-0	20	20	2	3	53-2.1
<b>Totals</b>	<b>25-2</b>	<b>272-10.9</b>	<b>19-52</b>	<b>.365</b>	<b>5-22</b>	<b>.227</b>	<b>10-17</b>	<b>.588</b>	<b>40-1.6</b>	<b>27-0</b>	<b>20</b>	<b>20</b>	<b>2</b>	<b>3</b>	<b>53-2.1</b>



# Eddie Ludwig

Forward \* 6-9 \* 209 \* Senior \* Metairie, La. \* Metairie Park Country Day

# 13

### Top Performances

#### Points

Season: 9, vs. Houston Bapt., 12/22/12  
 Career: 12, three times

#### Rebounds

Season: 7, twice  
 Career: 9, vs. Boise State, 12/10/11

#### Field Goals Made

Season: 3, twice  
 Career: 4, four times

#### 3 PT FG Made

Season:  
 Career: 2, vs. UC Irvine, 12/15/11

#### Free Throws Made

Season: 3, twice  
 Career: 5, twice

#### Assists

Season: 2, vs. McNeese State, 11/13/12  
 Career: 5, at Arkansas, 02/10/10

#### Blocks

Season:  
 Career: 1, 10 times

#### Steals

Season: 2, vs. McNeese, 11/13/12  
 Career: 4, vs. Georgia, 03/06/10

#### Minutes Played

Season: 26, vs. UCSB, 11/09/12  
 Career: 33, vs. Boise State, 12/10/11

### Top Career Scoring Games

1. 12 vs. Arkansas, 02/04/12
1. 12 vs. UC Irvine, 12/15/11
1. 12 at Tennessee, 01/26/11
4. 10 vs. Vanderbilt (SECT), 03/10/11
5. 9 vs. Houston Baptist, 12/28/12
5. 9 at Ole Miss, 03/04/10
5. 9 vs. Rice, 12/19/09
8. 8 vs. Memphis, 11/21/10
8. 8 vs. Tennessee (SECT), 03/11/10
10. 7 four times

### Senior Season (2012-13)

Garnered nine appearances and started LSU's first four games of the season (11/09-11/24) ... Registered season-highs with five points and seven rebounds versus UCSB (11/09) ... Tacked on four points, two assists and two steals against McNeese State (11/24) ... Came away with four points and equaled a season's best seven rebounds versus Northwestern State (11/20) ... Produced best scoring effort of the season with nine points over 22 minutes against Houston Baptist (12/28) ... Made all three of his field goal attempts en route to six points in four minutes during the Bethune-Cookman game (01/05) ... Has missed all 17 of LSU's SEC games due to injury (01/09-03/06).

### Ludwig's Game-by-Game Statistics

#### 2012-13

OPPONENT	MIN	FG	3FG	FT	REB	PF/D	A	TO	BLK	STL	PTS
UC Santa Barbara	26	1-5	0-0	3-9	7	3-0	1	3	0	0	5
McNeese State	19	1-2	0-0	2-4	3	3-0	2	2	0	2	4
Northwestern State	22	1-3	0-0	2-4	7	4-0	0	5	0	0	4
Miss. Valley State	6	0-5	0-0	0-0	2	1-0	0	0	0	0	0
Seton Hall	DNP										
Chattanooga	6	1-1	0-0	0-0	1	1-0	1	0	0	0	2
At Boise State	DNP										
At UC Irvine	5	0-0	0-0	0-0	1	1-0	0	0	0	0	0
At Marquette	2	0-0	0-0	0-0	0	2-0	0	1	0	0	0
Houston Baptist	22	3-7	0-0	3-5	4	2-0	1	3	0	1	9
Bethune-Cookman	4	3-3	0-0	0-0	1	0-0	0	0	0	0	6
At Auburn	DNP-injury										
Florida	DNP-injury										
South Carolina	DNP-injury										
At Georgia	DNP-injury										
Texas A&M	DNP-injury										
At Kentucky	DNP-injury										
Missouri	DNP-injury										
At Miss. State	DNP-injury										
Vanderbilt	DNP-injury										
At Alabama	DNP-injury										
At South Carolina	DNP-injury										
Miss. State	DNP-injury										
At Tennessee	DNP-injury										
Alabama	DNP-injury										
Arkansas	DNP-injury										
At Missouri	DNP-injury										
At Texas A&M	DNP-injury										
Ole Miss											
SEC Tournament											

### Eddie Ludwig's Career Stats

YEAR	GP-GS	MIN/AVG	FG-FGA	PCT.	3FG-FGA	PCT.	FT-FTA	PCT.	REB.-AVG	PF-FO	AST	TO	BLK	STL	PTS-AVG.
09-10	30-1	383/12.8	22-64	.344	0-8	.000	26-30	.867	74-2.5	47-0	19	19	3	14	70-2.3
10-11	32-6	496/15.5	34-77	.442	2-7	.286	50-66	.758	100-3.1	59-2	21	31	2	22	120-3.8
11-12	29-8	291/10.0	19-53	.358	5-19	.263	15-18	.833	55-1.9	3-0	11	14	8	6	58-2.0
12-13	9-4	112/12.4	10-26	.385	0-0	.000	10-22	.455	26-2.9	17-0	5	14	0	3	30-3.3
<b>Totals</b>	<b>99-19</b>	<b>1273-12.9</b>	<b>84-218</b>	<b>.385</b>	<b>7-34</b>	<b>.206</b>	<b>101-136</b>	<b>.743</b>	<b>253-2.6</b>	<b>158-2</b>	<b>56</b>	<b>78</b>	<b>13</b>	<b>45</b>	<b>276-2.8</b>



# Malik Morgan

Guard \* 6-4 \* 188 \* Freshman \* River Ridge, La. \* John Curtis HS

# 24

## Top Performances

### Points

Season:	12, at Tennessee, 02/19/13
Career:	12, at Tennessee, 02/19/13

### Rebounds

Season:	8, vs. Chattanooga, 12/11/12
Career:	8, vs. Chattanooga, 12/11/12

### Field Goals Made

Season:	4, twice
Career:	4, twice

### 3 PT FG Made

Season:	2, five times
Career:	2, five times

### Free Throws Made

Season:	4, twice
Career:	4, twice

### Assists

Season:	5, vs. Miss. State, 02/16/13
Career:	5, vs. Miss. State, 02/16/13

### Blocks

Season:	2, vs. Florida, 01/12/13
Career:	2, vs. Florida, 01/12/13

### Steals

Season:	5, vs. NW State, 11/20/12
Career:	5, vs. NW State, 11/20/12

### Minutes Played

Season:	32, vs. Texas A&M, 01/23/13
Career:	32, vs. Texas A&M, 01/23/13

## Top Career Scoring Games

1.	12	at Tennessee, 2/19/13
2.	11	at Georgia, 01/19/13
3.	10	vs. UCSB, 11/19/12
4.	9	vs. Vanderbilt, 02/06/13
4.	9	vs. Houston Baptist, 12/28/12
6.	8	vs. Seton Hall, 11/29/12
7.	7	six times

## Freshman Season (2012-13)

Made appearances in all 28 games and has garnered 14 starts ... Started first three games of the season (11/09-11/20) ... Registered eight points on 3-of-3 shooting against Seton Hall (11/29), hitting two late threes to help rally the Tigers from a 16-point second half deficit ... Made his fourth start against Chattanooga (12/11) where he chipped in seven points to go along with a career-best eight rebounds over 20 minutes ... Provided six points and three assists at Boise State (12/14) ... Season's best of nine points against Houston Baptist (12/28) ... 7 points with season high 4 assists vs. S. Carolina (1/16) ... Moved into the starting lineup in place of Carmouche at UGA (1/19) and recorded second double figure game of career with 11 points and 3 steals ... 7 points and 7 rebounds in A&M win (1/23) ... Started Mississippi State (2/3) and Vanderbilt games (2/6) and had third best scoring game of season with nine versus the Commodores ... Career best 5 assists vs. Mississippi State (02/16) ... Poured in a career-best 12 points on 4-of-7 from the floor at Tennessee (02/19) ... Totaled seven points, three assists and three rebounds versus Arkansas (02/27) ... Added five points and two assists at Texas A&M (03/06).

## Morgan's Game-by-Game Statistics

### 2012-13

OPPONENT	MIN	FG	3FG	FT	REB	PF/D	A	TO	BLK	STL	PTS
UC Santa Barbara	23	4-7	1-3	1-2	6	3-0	2	1	1	3	10
McNeese State	20	2-4	0-1	0-1	5	2-0	3	2	1	0	4
Northwestern State	21	3-9	0-4	0-3	4	2-0	2	1	0	5	6
Miss. Valley State	11	1-3	1-3	0-0	1	3-0	2	1	0	2	3
Seton Hall	16	3-4	2-2	0-0	2	2-0	0	1	0	1	8
Chattanooga	29	2-7	1-4	2-4	8	2-0	2	1	0	4	7
At Boise State	21	2-3	2-3	0-0	1	4-0	3	1	1	1	6
At UC Irvine	9	0-3	0-1	0-0	1	2-0	2	1	0	0	0
At Marquette	4	0-1	0-1	0-0	0	0-0	0	0	0	0	0
Houston Baptist	29	2-6	2-3	3-4	4	1-0	0	1	1	1	9
Bethune-Cookman	5	0-1	0-1	0-0	0	2-0	1	0	1	0	0
At Auburn	6	1-2	1-1	0-0	1	0-0	0	0	0	0	3
Florida	25	2-8	1-4	1-3	5	2-0	0	0	2	3	6
South Carolina	27	3-7	1-5	0-0	5	2-0	4	0	1	2	7
At Georgia	30	3-5	1-2	4-6	4	5-1	0	1	0	3	11
Texas A&M	32	3-7	1-4	0-0	7	2-0	2	1	0	3	7
At Kentucky	25	1-4	0-2	2-2	3	4-0	0	0	0	0	4
Missouri	15	1-3	0-2	3-3	2	3-0	0	1	0	1	5
At Miss. State	23	3-8	1-4	0-0	4	3-0	1	0	0	2	7
Vanderbilt	27	3-7	2-5	1-2	3	2-0	2	1	1	2	9
At Alabama	25	2-5	1-2	2-2	2	5-1	1	0	0	0	7
At South Carolina	10	0-1	0-1	0-0	1	2-0	0	3	0	0	2
Miss. State	20	2-5	1-2	0-0	7	1-0	5	2	0	1	5
At Tennessee	20	4-7	2-3	2-2	2	5-1	1	0	0	0	12
Alabama	22	1-5	0-3	4-5	1	3-0	1	1	1	1	6
Arkansas	20	3-5	1-3	0-1	3	1-0	3	3	0	2	7
At Missouri	4	0-0	0-0	0-0	0	3-0	0	0	0	0	0
At Texas A&M	17	2-3	1-1	0-0	2	2-0	2	1	0	1	5
Ole Miss											
SEC Tournament											

## Malik Morgan's Career Stats

YEAR	GP-GS	MIN/AVG	FG-FGA	PCT.	3FG-FGA	PCT.	FT-FTA	PCT.	REB.-AVG	PF-FO	AST	TO	BLK	STL	PTS-AVG.
12-13	28-14	536-19.1	53-130	.408	23-70	.329	25-40	.625	84-3.0	68-3	39	24	10	38	154-5.5
<b>Totals</b>	<b>28-14</b>	<b>536-19.1</b>	<b>53-130</b>	<b>.408</b>	<b>23-70</b>	<b>.329</b>	<b>25-40</b>	<b>.625</b>	<b>84-3.0</b>	<b>68-3</b>	<b>39</b>	<b>24</b>	<b>10</b>	<b>38</b>	<b>154-5.5</b>



# Mychal Williams

Guard \* 6-3 \* 207 \* Junior \* Bossier City, La. \* Bossier City, La.

# 45

### Top Performances

#### Points

Season:

Career:

#### Rebounds

Season: 1, vs. Houston Bapt., 12/28/12

Career: 1, vs. Houston Bapt., 12/28/12

#### Field Goals Made

Season:

Career:

#### 3 PT FG Made

Season:

Career:

#### Free Throws Made

Season:

Career:

#### Assists

Season:

Career:

#### Blocks

Season:

Career:

#### Steals

Season: 1, vs. McNeese State, 11/13/12

Career: 1, vs. McNeese State, 11/13/12

#### Minutes Played

Season: 3, vs. McNeese State, 11/13/12

Career: 3, vs. McNeese State, 11/13/12

### Top Career Scoring Games

1.

### Junior Season (2012-13)


One of three walk-ons added to the roster on 10/31 ... Has logged minutes in three games ... Recorded a steal against McNeese State (11/24) and a rebound versus Houston Baptist (12/28).

### Williams' Game-by-Game Statistics

2012-13	MIN	FG	3FG	FT	REB	PF/D	A	TO	BLK	STL	PTS
UC Santa Barbara	1	0-0	0-0	0-0	0	0-0	0	0	0	0	0
McNeese State	3	0-0	0-0	0-0	0	0-0	0	1	0	1	0
Northwestern State	DNP										
Miss. Valley State	DNP										
Seton Hall	DNP										
Chattanooga	DNP										
At Boise State	DNP										
At UC Irvine	DNP										
At Marquette	DNP										
Houston Baptist	2	0-1	0-0	0-0	1	1-0	0	0	0	0	0
Bethune-Cookman	DNP										
At Auburn	DNP										
Florida	DNP										
South Carolina	DNP										
At Georgia	DNP										
Texas A&M	DNP										
At Kentucky	DNP										
Missouri	DNP										
At Miss. State	DNP										
Vanderbilt	DNP										
At Alabama	DNP										
At South Carolina	DNP										
Miss. State	1	0-0	0-0	0-0	0	0-0	0	0	0	0	0
At Tennessee	DNP										
Alabama	DNP										
Arkansas	DNP										
At Missouri	DNP										
At Texas A&M	DNP										
Ole Miss											
SEC Tournament											

### Mychal Williams's Career Stats

YEAR	GP-GS	MIN/AVG	FG-FGA	PCT.	3FG-FGA	PCT.	FT-FTA	PCT.	REB.-AVG	PF-FO	AST	TO	BLK	STL	PTS-AVG.
12-13	4-0	7-1.7	0-1	.000	0-0	.000	0-0	.000	1-0.2	1-0	0	1	0	1	0-0.0
<b>Totals</b>	<b>4-0</b>	<b>7-1.7</b>	<b>0-1</b>	<b>.000</b>	<b>0-0</b>	<b>.000</b>	<b>0-0</b>	<b>.000</b>	<b>1-0.2</b>	<b>1-0</b>	<b>0</b>	<b>1</b>	<b>0</b>	<b>1</b>	<b>0-0.0</b>



# Joshua Badeaux

Guard \* 6-1 \* 195 \* Sophomore \* Galliano, La. (South Lafourche HS/BRCC)

# 51

### Top Performances

#### Points

Season:

Career:

#### Rebounds

Season: 1, vs. McNeese State, 11/13/12

Career: 1, vs. McNeese State, 11/13/12

#### Field Goals Made

Season:

Career:

#### 3 PT FG Made

Season:

Career:

#### Free Throws Made

Season:

Career:

#### Assists

Season:

Career:

#### Blocks

Season:

Career:

#### Steals

Season:

Career:

#### Minutes Played

Season: 3, vs. McNeese, 11/13/12

Career: 3, vs. McNeese, 11/13/12

### Top Career Scoring Games

1.

### Sophomore Season (2012-13)

One of three walk-ons added to the roster on 10/31 ... Has seen action in four games and recorded a rebound against McNeese State (11/13).

### Badeaux's Game-by-Game Statistics

#### 2012-13

OPPONENT	MIN	FG	3FG	FT	REB	PF/D	A	TO	BLK	STL	PTS
UC Santa Barbara	1	0-0	0-0	0-0	0	0-0	0	0	0	0	0
McNeese State	3	0-1	0-0	0-0	1	1-0	0	0	0	0	0
Northwestern State	DNP										
Miss. Valley State	DNP										
Seton Hall	DNP										
Chattanooga	1	0-0	0-0	0-0	0	0-0	0	0	0	0	0
At Boise State	DNP										
At UC Irvine	DNP										
At Marquette	DNP										
Houston Baptist	2	0-0	0-0	0-0	0	0-0	0	0	0	0	0
Bethune-Cookman	DNP										
At Auburn	DNP										
Florida	DNP										
South Carolina	DNP										
At Georgia	DNP										
Texas A&M	DNP										
At Kentucky	DNP										
Missouri	DNP										
At Miss. State	DNP										
Vanderbilt	DNP										
At Alabama	DNP										
At South Carolina	DNP										
Miss. State	1	0-0	0-0	0-0	0	0-0	0	1	0	0	0
At Tennessee	DNP										
Alabama	DNP										
Arkansas	DNP										
At Missouri	DNP										
At Texas A&M	DNP										
Ole Miss											
SEC Tournament											

### Joshua Badeaux's Career Stats

YEAR	GP-GS	MIN/AVG	FG-FGA	PCT.	3FG-FGA	PCT.	FT-FTA	PCT.	REB.-AVG	PF-FO	AST	TO	BLK	STL	PTS-AVG.
12-13	5-0	8-1.6	0-1	.000	0-0	.000	0-0	.000	1-0.2	1-0	0	1	0	0	0-0.0
<b>Totals</b>	<b>5-0</b>	<b>8-1.6</b>	<b>0-1</b>	<b>.000</b>	<b>0-0</b>	<b>.000</b>	<b>0-0</b>	<b>.000</b>	<b>1-0.2</b>	<b>1-0</b>	<b>0</b>	<b>1</b>	<b>0</b>	<b>0</b>	<b>0-0.0</b>





# Andrew Del Piero

Center \* 7-3 \* 254 \* Senior \* Austin, Texas \* Westlake HS

# 55

### Top Performances

**Points**  
 Season: 13, vs. Miss. State, 02/16/13  
 Career: 13, vs. Miss. State, 02/16/13

**Rebounds**  
 Season: 7, at South Carolina, 02/14/13  
 Career: 7, at South Carolina, 02/14/13

**Field Goals Made**  
 Season 5, twice  
 Career: 5, twice

**3 PT FG Made**  
 Season:  
 Career:

**Free Throws Made**  
 Season 5, vs. South Carolina, 01/16/13  
 Career: 5, vs. South Carolina, 01/16/13

**Assists**  
 Season: 1, four times  
 Career: 1, four times

**Blocks**  
 Season: 4, vs. Houston Bapt., 12/28/12  
 Career: 4, vs. Houston Bapt., 12/28/12

**Steals**  
 Season: 1, three times  
 Career: 1, three times

**Minutes Played**  
 Season: 33, vs. Florida, 1/12/13  
 Career: 33, vs. Florida, 1/12/13

### Top Career Scoring Games

1. 13 vs. Mississippi State, 02/16/13
2. 10 vs. Bethune Cookman, 01/05/13
3. 9 at Texas A&M, 03/06/13
3. 9 vs. Houston Baptist, 12/28/12
5. 8 vs. Mississippi Valley State, 11/24/12
6. 7 vs. South Carolina, 01/16/13
6. 7 vs. Florida, 01/12/13
6. 7 vs. Chattanooga, 12/11/12
6. 7 vs. McNeese State, 11/13/12
10. 6 three times

### Senior Season (2012-13)

Totaled 28 appearances which includes 21 starts ... Notched 14 consecutive starts (11/29-01/30) and has returned to the starting five for LSU's last seven games (02/14-03/06) ... Scored seven points over eight minutes against McNeese State (11/13) ... Played his first minutes in the first half of a game against Northwestern State (11/20), scoring 4 first-half points with a block ... Came in six minutes into Mississippi Valley game (11/24) and turned in career-highs at the time of points (8), rebounds (5), blocks (3) and minutes (15) ... Made first career start versus Seton Hall (11/29) ... Made all three field goal attempts in second start and had three blocks for second time against Chattanooga (12/11) ... Second straight game to make all three field goal attempts at Boise State (12/14) ... Posted nine points and four blocks during the Houston Baptist game (12/28) ... First double figure game came against Bethune Cookman (01/05) with 10 points on a 5-of-10 shooting effort ... Hauled down a career-high six rebounds to go along with four points at Auburn (01/09) ... Most minutes played (33) vs. Florida (01/12), scoring 7 ... Against Vanderbilt (02/06), came off bench in first half after JOB III went to bench with four trouble and Del Piero played 12 minutes hitting 2-of-3 and 2-2 at the line, 6 pts, 3 rebounds ... Returned to the starting lineup at South Carolina (02/14) where he posted six points on 3-of-3 shooting and grabbed a career-best seven rebounds ... Had his second scoring double figure game with 13 vs. Miss. State (02/16) ... Tallied nine points of 4-of-6 shooting at Texas A&M (03/06)

### Del Piero's Game-by-Game Statistics

2012-13	MIN	FG	3FG	FT	REB	PF/D	A	TO	BLK	STL	PTS
UC Santa Barbara	2	0-0	0-0	0-0	0	1-0	0	1	0	0	0
McNeese State	8	2-6	0-0	3-6	4	1-0	0	2	1	1	7
Northwestern State	6	2-2	0-0	0-0	2	4-0	0	1	1	0	4
Miss. Valley State	15	4-4	0-0	0-1	5	0-0	0	1	3	0	8
Seton Hall	8	1-2	0-0	0-0	2	0-0	0	1	1	0	2
Chattanooga	16	3-3	0-0	1-3	4	1-0	0	3	3	0	7
At Boise State	23	3-3	0-0	0-1	5	3-0	0	1	2	0	6
At UC Irvine	10	0-0	0-0	0-0	3	0-0	0	1	2	0	0
At Marquette	8	1-2	0-0	0-0	3	1-0	0	0	0	0	2
Houston Baptist	16	3-5	0-0	3-5	2	1-0	0	2	4	0	9
Bethune-Cookman	21	5-10	0-0	0-0	3	1-0	0	0	2	0	10
At Auburn	13	2-4	0-0	0-0	6	1-0	1	0	2	0	4
Florida	33	3-7	0-0	1-3	5	2-0	0	0	0	0	7
South Carolina	29	1-3	0-0	5-7	5	1-0	1	1	0	1	7
At Georgia	15	1-4	0-0	0-0	2	1-0	0	2	1	0	2
Texas A&M	5	0-0	0-0	0-0	1	0-0	0	0	0	0	0
At Kentucky	4	0-2	0-0	0-0	0	1-0	0	0	1	0	0
Missouri	4	0-0	0-0	0-2	0	1-0	0	0	0	0	0
At Miss. State	4	0-1	0-0	0-0	2	0-0	1	0	0	0	0
Vanderbilt	12	2-3	0-0	2-2	3	1-0	1	0	0	0	6
At Alabama	6	0-0	0-0	0-0	3	2-0	0	1	0	0	0
At South Carolina	18	3-3	0-0	0-0	7	2-0	0	0	1	0	6
Miss. State	25	5-6	0-0	3-5	4	2-0	0	1	3	0	13
At Tennessee	19	2-2	0-0	1-1	6	1-0	0	1	1	1	5
Alabama	14	1-3	0-0	0-0	2	3-0	0	1	0	0	2
Arkansas	17	1-3	0-0	0-0	3	4-0	0	0	2	2	2
At Missouri	13	2-4	0-0	0-0	4	1-0	0	2	1	0	4
At Texas A&M	19	4-6	0-0	0-0	2	2-0	0	0	1	0	9
Ole Miss											
SEC Tournament											

### Andrew Del Piero's Career Stats

YEAR	GP-GS	MIN/AVG	FG-FGA	PCT.	3FG-FGA	PCT.	FT-FTA	PCT.	REB.-AVG	PF-FO	AST	TO	BLK	STL	PTS-AVG.
11-12	4-0	12-3.0	1-6	.167	0-0	.000	1-4	.250	2-0.5	1-0	0	2	1	0	3-0.8
12-13	28-21	383-13.7	51-88	.580	0-0	.000	20-38	.526	88-3.1	38-0	4	22	32	5	122-4.4
<b>Totals</b>	<b>32-21</b>	<b>395-12.3</b>	<b>52-94</b>	<b>.553</b>	<b>0-0</b>	<b>.000</b>	<b>21-42</b>	<b>.500</b>	<b>90-2.8</b>	<b>39-0</b>	<b>4</b>	<b>24</b>	<b>33</b>	<b>5</b>	<b>125-3.9</b>

# The Last Time LSU ...

## ALL GAMES

### Scoring

Less Than 50 points	48 -- at Ole Miss (48-72), 2/25/12
70 or more points	76 -- at Missouri (76-89), 3/2/13
80 or more points	97 -- vs. Alabama (97-94, 3ot), 2/23/13
90 or more points	97 -- vs. Alabama (97-94, 3ot), 2/23/13
100 or more points	102 -- vs. Northwestern St. (102-95), 11/20/12

### Opponents Scoring

Less than 50 points	46 -- by South Carolina (46-64), 2/14/13
70 or more points	89 -- by Missouri (76-89), 3/2/13
80 or more points	89 -- by Missouri (76-89), 3/2/13
90 or more points	94 -- by Alabama (94-97, 3ot), 2/23/13
100 or more points	101 -- by Ohio State (101-113), 1-15-05

### Field Goal Percentage

Shot 30 percent or less	29.4 -- vs. Kentucky (20-68), 3/9/12
Shot 40 percent or more	48.2 -- at Texas A&M (27-56), 3/6/13
Shot 50 percent or more	54.5 -- vs. Miss. State (30-55), 2/16/13
Shot 60 percent or more	60.0 -- vs. NW State (24-40), 11/12/10
Shot 70 percent or more	70.3 -- vs. Centenary (45-64), 1-15-03

### Opponents Field Goal Percentage

Shot 30 percent or less	28.1 -- by South Carolina (18-64), 2/14/13
Shot 40 percent or more	42.6 -- by Texas A&M (23-54), 3/6/13
Shot 50 percent or more	58.1 -- by Missouri (36-62), 3/2/13
Shot 60 percent or more	62.2 -- by Ole Miss (28-45), 1/22/11

### Three-Point FG Percentage

Shot less than 10 pct	9.1 -- at North Texas (1-11), 12/22/11
Shot 30 percent or more	33.3 -- at Texas A&M (6-18), 3/6/13
Shot 40 percent or more	42.9 -- at Missouri (12-28), 3/2/13
Shot 50 percent or more	50.0 -- vs. Arkansas (6-12), 3/8/12
Shot 60 percent or more	63.6 -- vs. Marquette (7-11), 12/19/11

### Opponents Three-Point FG Percentage

Shot less than 10 pct	0.0 -- by Houston Baptist (0-8), 12/28/12
Shot 30 percent or more	31.3 -- by Missouri (5-16), 3/2/13
Shot 40 percent or more	66.7 -- by Tennessee (10-15), 2/19/13
Shot 50 percent or more	66.7 -- by Tennessee (10-15), 2/19/13
Shot 60 percent or more	66.7 -- by Tennessee (10-15), 2/19/13

### Free Throw Percentage

Shot less than 50 pct	41.7 -- vs. Texas A&M (5-12), 1/23/13
Shot 60 percent or more	75.0 -- at Missouri (12-16), 3/2/13
Shot 70 percent or more	75.0 -- at Missouri (12-16), 3/2/13
Shot 80 percent or more	83.3 -- at Mississippi State (15-18), 2/2/13
Shot 90 percent or more	92.3 -- at Marquette (12-13), 12/22/12
Shot 100 percent	100.0 -- at Vanderbilt (10-10), 2/8/12

### Rebounds

Had less than 20 rebounds	19 -- vs. Ole Miss, 1/22/11
Had 30 or more rebounds	31 -- at Texas A&M, 3/6/13
Had 40 or more rebounds	47 -- vs. Alabama, 2/23/13
Had 50 or more rebounds	50 -- vs. McNeese, 11/13/12
Had 60 or more rebounds	60 -- vs. Troy State, 12-22-98

### Opponent Rebounds

Less than 20 rebounds	17 -- by Nicholls State, 12/17/08
Had 30 or more rebounds	35 -- by Texas A&M, 3/6/13
Had 40 or more rebounds	42 -- by Arkansas, 2/27/13
Had 50 or more rebounds	53 -- by Florida, 1/12/13

### Assists

Less than 5 assists	4 -- vs. Alabama, 1-27-10
10 assists or more	16 -- at Texas A&M, 3/6/13
15 assists or more	16 -- at Texas A&M, 3/6/13
20 assists or more	24 -- vs. Miss. State, 2/16/13
25 assists or more	26 -- vs. Troy, 11/30/08
30 or more assists	33 -- vs. Georgia State, 12-28-94

### Opponent Assists

Less than 5 assists	4 -- by Bethune-Cookman, 1/5/13
10 assists or more	10 -- by Missouri, 3/2/13
15 assists or more	16 -- by Georgia, 1/19/13
20 assists or more	20 -- by Oregon, 3/13/12
25 assists or more	28 -- by Fresno State, 11/26/99
30 assists or more	33 -- by Kentucky, 1-16-96

### Blocks

0 blocks	0 -- at Alabama, 2/9/13
5 or more blocks	7 -- at Texas A&M, 3/6/13
10 or more blocks	13 -- vs. Houston Baptist, 12/28/12
15 or more blocks	16 -- vs. Alcorn State, 11/20/08

### Opponent Blocks

0 blocks	0 -- by Marquette, 12/22/12
5 or more blocks	5 -- by Texas A&M, 3/6/13
10 or more blocks	11 -- by UConn, 1/6/07

### Steals

0 steals	0 -- vs. Georgia Tech, 3-17-90
5 or more steals	8 -- vs. Texas A&M, 3/6/13
10 or more steals	10 -- vs. Arkansas, 2/27/13
15 or more steals	19 -- vs. Texas A&M, 1/23/13

### Opponent Steals

0 steals	0 -- by Washington State, 12/27/08
5 or more steals	10 -- by Arkansas, 2/27/13
10 or more steals	10 -- by Arkansas, 2/27/13
15 or more steals	16 -- by Rutgers, 12/3/11

# The Last Time An LSU Player...

## ALL GAMES

Scored 20 or more points .....	20	Charles Carmouche, at Texas A&M, 3/6/13
Scored 25 or more points.....	26	Charles Carmouche, vs. Arkansas, 2/27/13
Scored 30 or more points .....	30	Johnny O'Bryant III at South Carolina, 2/14/13
Scored 35 or more points.....	38	Tasmin Mitchell, vs. Auburn, 1/20/10
Scored 40 or more points .....	41	Tasmin Mitchell, at Miss State, 2/11/09
Scored 45 or more points .....	46	Chris Jackson, vs. Vanderbilt, 2-18-90
Scored 50 or more points .....	51	Chris Jackson, vs. Texas, 1-2-90
Scored 55 or more points .....	55	Chris Jackson, vs. Ole Miss, 3-4-89
Scored 60 or more .....	64	Pete Maravich, vs. Kentucky, 2-21-70
Scored double figures in 5 straight games.....	5	Anthony Hickey, 2/16/13 to 3/2/13
Scored double figures in 10 straight games .....	11	Johnny O'Bryant III, 1/16/13 to 2/19/13
Scored double figures in 15 straight games .....	15	Tasmin Mitchell, 11/27/09 to 1/23/10
Scored double figures in 20 straight games.....	48	Glen Davis, 3/5/05 to 12/17/06
Scored double figures in 25 straight games.....	48	Glen Davis, 3/5/05 to 12/17/06
Scored double figures in 30 straight games.....	48	Glen Davis, 3/5/05 to 12/17/06
Scored double figures in 35 straight games.....	48	Glen Davis, 3/5/05 to 12/17/06
Scored double figures in 40 straight games .....	48	Glen Davis, 3/5/05 to 12/17/06
Scored double figures in 45 or more straight game .....	48	Glen Davis, 3/5/05 to 12/17/06
Scored 20 points or more in 2 straight games .....	2	Charles Carmouche, 21 at Missouri (3/2/13); 20 at Texas A&M, (3/6/13)
Scored 20 points or more in 3 straight games .....	3	Charles Carmouche, 26 vs. Arkansas (2/27/13); 21, at Missouri, (3/2/13); 20 at Texas A&M (3/6/13).
.....		
Scored 20 points or more in 4 straight games .....	4	Charles Carmouche, 20 vs. Alabama (2/23/13); 26 vs. Arkansas (2/27/13); 21 at Missouri, (3/2/13); 20 at Texas A&M (3/6/13)
.....		
Scored 20 points or more in 5 straight games .....	6	Marcus Thornton, 25 at Ole Miss (1/12/08); 27 vs. Auburn (1/16/08); 27 at Vandy (1/19/08); 20 vs. Arkansas (1/26/08); 38 at Auburn (1/30/08); 22 vs. Alabama (2/2/08)
.....		
Scored 30 points or more in consecutive games.....	2	Marcus Thornton, 31 vs. Miss. State (1/21/09); 30 vs. Xavier (1/24/09)
.....		
Made 10-14 field goals in a game .....	13	Johnny O'Bryant III, at South Carolina, 2/14/13
Made 15 or more field goals in a game.....	15	Tasmin Mitchell, vs. Auburn, 1/20/10
Attempted 15-19 field goals in a game .....	15	Charles Carmouche, at Texas A&M, 3/6/13
Attempted 20-24 field goals in a game .....	22	Johnny O'Bryant III, at Kentucky, 1/26/13
Attempted 25-29 field goals in a game .....	27	Marcus Thornton, at Miss. State, 3/8/08
Attempted 30 or more field goals in a game .....	34	Ronnie Henderson, vs. Oklahoma State, 12-20-94
Made 5 three pointers in a game .....	5	Charles Carmouche, at Missouri, 3/2/13
.....	6	Anthony Hickey, at Missouri, 3/2/13
Made 6-9 three pointers in a game.....	6	Charles Carmouche, at Missouri, 3/2/13
Made 10 or more three pointers in a game.....	10	Chris Jackson, vs. Tennessee, 2-10-90
Attempted 7 three pointers in a game.....	7	Andre Stringer, at Texas A&M, 3/6/13
Attempted 8-10 three pointers in a game .....	14	Anthony Hickey, at Missouri, 3/2/13
Attempted 11 or more three pointers in a game .....	14	Anthony Hickey, at Missouri, 3/2/13

# The Last Time An LSU Player...

## ALL GAMES

Had 10 or more rebounds .....	10	Johnny O'Bryant III, at Texas A&M, 3/6/13
Had 15 or more rebounds.....	16	Justin Hamilton, vs. Ole Miss, 1/7/12
Had 20 or more rebounds.....	21	Jaime Lloreda, vs. McNeese State, 11-24-03
Had 10 or more rebounds in 2 straight games .....	2	Johnny O'Bryant III, 10 at South Carolina, 2/14/13; 11 vs. Miss. State, 2/16/13
Had 10 or more rebounds in 3 straight games .....	3	Johnny O'Bryant III, 11 at Alabama, 2/9/13; 10 at South Carolina, 2/14/13; 11 vs. Miss. State, 2/16/13
Had 10 or more rebounds in 4 straight games .....	4	Johnny O'Bryant III, 14 at Georgia, 1/19/13; 10 vs. Texas A&M, 1/23/13; 12 at Kentucky, 1/26/13; 11 vs. Missouri, 1/30/13; 12 at Miss. State, 2/2/13
Had 10 or more rebounds in 5 straight games .....	5	Johnny O'Bryant III, 14 at Georgia, 1/19/13; 10 vs. Texas A&M, 1/23/13; 12 at Kentucky, 1/26/13; 11 vs. Missouri, 1/30/13; 12 at Miss. State, 2/2/13
Had 10 or more rebounds in 6 or more games.....	8	Glen Davis, 11 at Alabama, 2/4/06; 16 vs. Arkansas, 2/8/06; 15 at Florida, 2/11/06; 13 vs. Miss. State, 2/15/06; 11 at Auburn, 2/18/06; 11 at Vandy, 2/22/06; 15 vs. Kentucky, 2/25/06; 10 at S. Carolina, 2/28/06
Had 9 offensive rebounds in a game.....	9	Malcolm White, vs. UT-Martin, 11/18/10
Had 10 defensive rebounds in a game.....	10	Johnny O'Bryant III, vs. Missouri, 1/30/13
Had 5 or more assists.....	5	Charles Carmouche, at Texas A&M, 3/6/13
Had 8 or more assists.....	8	Johnny O'Bryant III, vs. Miss. State, 2/16/13
Had 10 or more assists .....	10	Charles Carmouche, at Marquette, 12/22/12
Had 15 or more assists .....	18	Randy Livingston, vs. George Mason, 12-3-94
Had 3 or more blocks in a game .....	3	Shavon Coleman, at Texas A&M, 3/6/13
Had 5 or more blocks in a game .....	6	Malcolm White, at Alabama, 1/29/11
Had 8 or more blocks in a game.....	9	Tyrus Thomas, vs. Tennessee, 1/14/06
Had 10 or more blocks in a game.....	11	Stromile Swift, vs. Alabama, 2-10-99
Had 3 or more steals in a game.....	3	Shavon Coleman, at Texas A&M, 3/6/13
Had 5 or more steals in a game.....	5	Anthony Hickey, vs. Alabama, 2/23/13
Had 8 or more steals in a game .....	8	Anthony Hickey, vs. Texas A&M, 1/23/13
Had 10 or more steals in a game.....	10	Shawn Griggs, vs. Tennessee, 2-23-91
Had a double-double .....		Johnny O'Bryant III, at Texas A&M, 3/6/13
Had a double-double in 2 or more straight games.....	3	Johnny O'Bryant III, at Alabama, 22 pts-11 reb, 2/9/13; at South Carolina, 30 pts-10 reb., 2/14/13; vs. Miss. State, 10 pts-11 reb., 2/16/13
Had a double-double in 4 or more straight games .....	5	Johnny O'Bryant III, at Georgia, 16 pts-14 reb., 1/19/13; vs. Texas A&M, 14 pts-10 reb., 1/23/13; at Kentucky, 21 pts-12 reb., 1/26/13; vs. Missouri, 14 pts-11 reb., 1/30/13; at Miss. State, 12 pts-12 reb., 2/2/13
Had a triple-double .....		Shaquille O'Neal, 26 pts-13 reb-11 blks, vs. BYU, 3-19-92
Played 40 minutes in a game.....	40	Charles Carmouche, at Missouri, 3/2/13
Played 41 or more in a game .....	54	Charles Carmouche, vs. Alabama, 2/23/13
.....	51	Johnny O'Bryant III, vs. Alabama, 2/23/13
.....	42	Anthony Hickey, vs. Alabama, 2/23/13
Played 50 or more minutes in a game .....	54	Charles Carmouche, vs. Alabama, 2/23/13
.....	51	Johnny O'Bryant III, vs. Alabama, 2/23/13

**LSU MEN'S BASKETBALL**  
**LSU Combined Team Statistics (as of Mar 06, 2013)**  
**All games**

<b>RECORD:</b>	<b>OVERALL</b>	<b>HOME</b>	<b>AWAY</b>	<b>NEUTRAL</b>
ALL GAMES	18-10	14-2	4-8	0-0
CONFERENCE	9-8	6-2	3-6	0-0
NON-CONFERENCE	9-2	8-0	1-2	0-0

##	Player	gp-gs	min	avg	Total		3-Point		F-Throw		Rebounds				pf	dq	a	to	blk	stl	pts	avg
					fg-fga	fg%	3fg-fga	3fg%	ft-fga	ft%	off	def	tot	avg								
02	O'BRYANT III, Johnny	26-25	749	28.8	142-289	.491	3-11	.273	69-111	.622	82	144	226	8.7	80	6	43	85	18	11	356	13.7
01	HICKEY, Anthony	26-20	853	32.8	117-297	.394	56-169	.331	18-41	.439	19	72	91	3.5	70	0	101	48	5	82	308	11.8
00	CARMOUCHE, Charle	27-20	707	26.2	94-209	.450	44-119	.370	61-88	.693	27	83	110	4.1	63	1	96	52	3	50	293	10.9
05	COLEMAN, Shavon	28-6	792	28.3	106-241	.440	9-36	.250	73-101	.723	78	98	176	6.3	68	3	23	49	27	38	294	10.5
10	STRINGER, Andre	28-22	848	30.3	93-242	.384	57-143	.399	39-53	.736	10	44	54	1.9	52	0	60	49	2	22	282	10.1
24	MORGAN, Malik	28-14	536	19.1	53-130	.408	23-70	.329	25-40	.625	24	60	84	3.0	68	3	39	24	10	38	154	5.5
55	DEL PIERO, Andrew	28-21	383	13.7	51-88	.580	0-0	.000	20-38	.526	36	52	88	3.1	38	0	4	22	32	5	122	4.4
13	LUDWIG, Eddie	9-4	112	12.4	10-26	.385	0-0	.000	10-22	.455	14	12	26	2.9	17	0	5	14	0	3	30	3.3
04	COLLINS, Corban	24-6	230	9.6	21-56	.375	10-23	.435	11-16	.688	4	24	28	1.2	16	0	15	30	2	4	63	2.6
11	HAMMINK, Shane	25-2	272	10.9	19-52	.365	5-22	.227	10-17	.588	21	19	40	1.6	27	0	20	20	2	3	53	2.1
03	COURTNEY, Jalen	23-0	198	8.6	18-44	.409	0-2	.000	10-16	.625	18	30	48	2.1	26	0	2	11	5	1	46	2.0
45	WILLIAMS, Mychal	4-0	7	1.8	0-1	.000	0-0	.000	0-0	.000	0	1	1	0.3	1	0	0	1	0	1	0	0.0
51	BADEAUX, Joshua	5-0	8	1.6	0-1	.000	0-0	.000	0-0	.000	1	0	1	0.2	1	0	0	1	0	0	0	0.0
20	JACKSON, Dave	3-0	5	1.7	0-0	.000	0-0	.000	0-0	.000	0	0	0	0.0	2	0	0	1	0	1	0	0.0
Team											37	48	85				8					
Total.....		28	5700		724-1676	.432	207-595	.348	346-543	.637	371	687	1058	37.8	529	13	408	415	106	259	2001	71.5
Opponents.....		28	5700		675-1610	.419	149-492	.303	415-604	.687	351	683	1034	36.9	500	-	291	432	118	215	1914	68.4

<b>TEAM STATISTICS</b>	<b>LS</b>	<b>OPP</b>	<b>Date</b>	<b>Opponent</b>	<b>Score</b>	<b>Att.</b>
SCORING	2001	1914	11/09/12	UC SANTA BARBARA	w 77-63	6966
Points per game	71.5	68.4	11/13/12	MCNEESE ST.	w 73-48	6776
Scoring margin	+3.1	-	11/20/12	NORTHWESTERN STATE	w 102-95	7018
FIELD GOALS-ATT	724-1676	675-1610	11/24/12	MISSISSIPPI VALLEY STATE	w 75-50	6237
Field goal pct	.432	.419	11/29/12	SETON HALL	w 72-67	7295
3 POINT FG-ATT	207-595	149-492	12/11/12	CHATTANOOGA	w 80-67	6760
3-point FG pct	.348	.303	12/14/12	at Boise State	L 70-89	11210
3-pt FG made per game	7.4	5.3	12/18/12	at UC Irvine	w 66-60	1536
FREE THROWS-ATT	346-543	415-604	12/22/12	at Marquette	L 80-84	14309
Free throw pct	.637	.687	12/28/12	HOUSTON BAPTIST	w 75-58	7032
F-Throws made per game	12.4	14.8	01/05/13	BETHUNE-COOKMAN	w 79-63	6462
REBOUNDS	1058	1034	* 01-09-13	at Auburn	L 63-68	6355
Rebounds per game	37.8	36.9	* 01/12/13	FLORIDA	L 52-74	9964
Rebounding margin	+0.9	-	* 01/16/13	SOUTH CAROLINA	Lot 73-82	6654
ASSISTS	408	291	* 01/19/13	at Georgia	L 58-67	5779
Assists per game	14.6	10.4	* 01/23/13	TEXAS A&M	w 58-54	7064
TURNOVERS	415	432	* 1/26/13	at Kentucky	L 70-75	24248
Turnovers per game	14.8	15.4	* 01/30/13	MISSOURI	w 73-70	8804
Turnover margin	+0.6	-	* 02-02-13	at Mississippi State	w 69-68	7667
Assist/turnover ratio	1.0	0.7	* 02/06/13	VANDERBILT	w 57-56	7075
STEALS	259	215	* 2/9/13	at Alabama	L 57-60	13511
Steals per game	9.3	7.7	* 2/14/13	at South Carolina	w 64-46	7486
BLOCKS	106	118	* 02/16/13	MISSISSIPPI STATE	w 80-68	9720
Blocks per game	3.8	4.2	* 02/19/13	at Tennessee	L 72-82	15086
ATTENDANCE	119918	127939	* 02/23/13	ALABAMA	Wo3 97-94	8200
Home games-Avg/Game	16-7495	12-10662	* 02/27/13	ARKANSAS	w 65-60	7891
Neutral site-Avg/Game	-	0-0	* 3-2-13	at Missouri	L 76-89	14212
			* 03/06/13	at Texas A&M	w 68-57	6540

<b>Score by Periods</b>	<b>1st</b>	<b>2nd</b>	<b>OT</b>	<b>OT2</b>	<b>OT3</b>	<b>Totals</b>
LSU	928	1041	11	12	9	2001
Opponents	882	994	20	12	6	1914

\* - Conference game

**LSU MEN'S BASKETBALL**  
**LSU Combined Team Statistics (as of Mar 06, 2013)**  
**Conference games**

<b>RECORD:</b>	<b>OVERALL</b>	<b>HOME</b>	<b>AWAY</b>	<b>NEUTRAL</b>
ALL GAMES	9-8	6-2	3-6	0-0
CONFERENCE	9-8	6-2	3-6	0-0
NON-CONFERENCE	0-0	0-0	0-0	0-0

##	Player	gp-gs	min	avg	Total		3-Point		F-Throw		Rebounds				pf	dq	a	to	blk	stl	pts	avg			
					fg-fga	fg%	3fg-fga	3fg%	ft-fa	ft%	off	def	tot	avg											
02	O'BRYANT III, Johnny	17-17	541	31.8	96-197	.487	1-5	.200	55-83	.663	55	103	158	9.3	54	3	34	60	12	8	248	14.6			
01	HICKEY, Anthony	17-17	608	35.8	83-212	.392	39-117	.333	7-23	.304	12	47	59	3.5	52	0	65	35	4	50	212	12.5			
00	CARMOUCHE, Charle	16-9	463	28.9	63-137	.460	32-79	.405	27-43	.628	19	54	73	4.6	37	1	55	27	0	24	185	11.6			
10	STRINGER, Andre	17-16	539	31.7	50-139	.360	30-79	.380	23-31	.742	6	31	37	2.2	32	0	35	26	1	10	153	9.0			
05	COLEMAN, Shavon	17-3	461	27.1	47-124	.379	3-19	.158	42-54	.778	40	41	81	4.8	44	3	12	29	12	19	139	8.2			
24	MORGAN, Malik	17-9	348	20.5	34-82	.415	14-44	.318	19-26	.731	13	39	52	3.1	45	3	22	14	5	21	101	5.9			
55	DEL PIERO, Andrew	17-14	250	14.7	27-51	.529	0-0	.000	13-22	.591	22	33	55	3.2	25	0	4	9	13	4	67	3.9			
03	COURTNEY, Jalen	15-0	116	7.7	9-24	.375	0-1	.000	5-8	.625	9	16	25	1.7	14	0	0	6	2	0	23	1.5			
11	HAMMINK, Shane	14-0	101	7.2	5-17	.294	0-5	.000	4-5	.800	5	6	11	0.8	11	0	2	4	0	0	14	1.0			
04	COLLINS, Corban	13-0	71	5.5	3-12	.250	0-4	.000	4-6	.667	2	7	9	0.7	7	0	1	14	1	1	10	0.8			
51	BADEAUX, Joshua	1-0	1	1.0	0-0	.000	0-0	.000	0-0	.000	0	0	0	0.0	0	0	0	1	0	0	0	0.0			
45	WILLIAMS, Mychal	1-0	1	1.0	0-0	.000	0-0	.000	0-0	.000	0	0	0	0.0	0	0	0	0	0	0	0	0.0			
Team											21	24	45												6
Total.....		17	3500		417-995	.419	119-353	.337	199-301	.661	204	401	605	35.6	321	10	230	231	50	137	1152	67.8			
Opponents.....		17	3500		418-956	.437	86-298	.289	248-367	.676	201	424	625	36.8	287	-	185	235	75	112	1170	68.8			

<b>TEAM STATISTICS</b>	<b>LS</b>	<b>OPP</b>	<b>Date</b>	<b>Opponent</b>	<b>Score</b>	<b>Att.</b>
SCORING	1152	1170	* 01-09-13	at Auburn	L 63-68	6355
Points per game	67.8	68.8	* 01/12/13	FLORIDA	L 52-74	9964
Scoring margin	-1.1	-	* 01/16/13	SOUTH CAROLINA	Lot 73-82	6654
FIELD GOALS-ATT	417-995	418-956	* 01/19/13	at Georgia	L 58-67	5779
Field goal pct	.419	.437	* 01/23/13	TEXAS A&M	W 58-54	7064
3 POINT FG-ATT	119-353	86-298	* 1/26/13	at Kentucky	L 70-75	24248
3-point FG pct	.337	.289	* 01/30/13	MISSOURI	W 73-70	8804
3-pt FG made per game	7.0	5.1	* 02-02-13	at Mississippi State	W 69-68	7667
FREE THROWS-ATT	199-301	248-367	* 02/06/13	VANDERBILT	W 57-56	7075
Free throw pct	.661	.676	* 2/9/13	at Alabama	L 57-60	13511
F-Throws made per game	11.7	14.6	* 2/14/13	at South Carolina	W 64-46	7486
REBOUNDS	605	625	* 02/16/13	MISSISSIPPI STATE	W 80-68	9720
Rebounds per game	35.6	36.8	* 02/19/13	at Tennessee	L 72-82	15086
Rebounding margin	-1.2	-	* 02/23/13	ALABAMA	Wo3 97-94	8200
ASSISTS	230	185	* 02/27/13	ARKANSAS	W 65-60	7891
Assists per game	13.5	10.9	* 3-2-13	at Missouri	L 76-89	14212
TURNOVERS	231	235	* 03/06/13	at Texas A&M	W 68-57	6540
Turnovers per game	13.6	13.8	* - Conference game			
Turnover margin	+0.2	-				
Assist/turnover ratio	1.0	0.8				
STEALS	137	112				
Steals per game	8.1	6.6				
BLOCKS	50	75				
Blocks per game	2.9	4.4				
ATTENDANCE	65372	100884				
Home games-Avg/Game	8-8172	9-11209				
Neutral site-Avg/Game	-	0-0				

<b>Score by Periods</b>	<b>1st</b>	<b>2nd</b>	<b>OT</b>	<b>OT2</b>	<b>OT3</b>	<b>Totals</b>
LSU	524	596	11	12	9	1152
Opponents	533	599	20	12	6	1170

**LSU MEN'S BASKETBALL**  
**LSU Category Leaders (as of Mar 06, 2013)**  
**All games**

<b>Points</b>	<b>G</b>	<b>Pts</b>	<b>Pts/G</b>
O'BRYANT III, Johnny	26	356	13.7
HICKEY, Anthony	26	308	11.8
COLEMAN, Shavon	28	294	10.5
CARMOUCHE, Charles	27	293	10.9
STRINGER, Andre	28	282	10.1
MORGAN, Malik	28	154	5.5
DEL PIERO, Andrew	28	122	4.4
COLLINS, Corban	24	63	2.6
HAMMINK, Shane	25	53	2.1
COURTNEY, Jalen	23	46	2.0
LUDWIG, Eddie	9	30	3.3

<b>Scoring Average</b>	<b>G</b>	<b>Pts</b>	<b>Avg/G</b>
O'BRYANT III, Johnny	26	356	13.7
HICKEY, Anthony	26	308	11.8
CARMOUCHE, Charles	27	293	10.9
COLEMAN, Shavon	28	294	10.5
STRINGER, Andre	28	282	10.1
MORGAN, Malik	28	154	5.5
DEL PIERO, Andrew	28	122	4.4
LUDWIG, Eddie	9	30	3.3
COLLINS, Corban	24	63	2.6
HAMMINK, Shane	25	53	2.1
COURTNEY, Jalen	23	46	2.0
JACKSON, Dave	3	0	0.0
BADEAUX, Joshua	5	0	0.0
WILLIAMS, Mychal	4	0	0.0

<b>FG Percentage</b>	<b>FG</b>	<b>Att</b>	<b>Pct</b>
DEL PIERO, Andrew	51	88	.580
O'BRYANT III, Johnny	142	289	.491
CARMOUCHE, Charles	94	209	.450
COLEMAN, Shavon	106	241	.440
COURTNEY, Jalen	18	44	.409
MORGAN, Malik	53	130	.408
HICKEY, Anthony	117	297	.394
LUDWIG, Eddie	10	26	.385
STRINGER, Andre	93	242	.384
COLLINS, Corban	21	56	.375
HAMMINK, Shane	19	52	.365
WILLIAMS, Mychal	0	1	.000
BADEAUX, Joshua	0	1	.000

<b>Field Goal Attempts</b>	<b>G</b>	<b>Att</b>	<b>Att/G</b>
HICKEY, Anthony	26	297	11.4
O'BRYANT III, Johnny	26	289	11.1
STRINGER, Andre	28	242	8.6
COLEMAN, Shavon	28	241	8.6
CARMOUCHE, Charles	27	209	7.7

<b>Field Goals Made</b>	<b>G</b>	<b>Made</b>	<b>Made/G</b>
O'BRYANT III, Johnny	26	142	5.5
HICKEY, Anthony	26	117	4.5
COLEMAN, Shavon	28	106	3.8
CARMOUCHE, Charles	27	94	3.5
STRINGER, Andre	28	93	3.3

<b>3-Point Percentage</b>	<b>3FG</b>	<b>Att</b>	<b>Pct</b>
COLLINS, Corban	10	23	.435
STRINGER, Andre	57	143	.399
CARMOUCHE, Charles	44	119	.370
HICKEY, Anthony	56	169	.331
MORGAN, Malik	23	70	.329
O'BRYANT III, Johnny	3	11	.273
COLEMAN, Shavon	9	36	.250
HAMMINK, Shane	5	22	.227
COURTNEY, Jalen	0	2	.000

<b>3-Point FG Attempts</b>	<b>G</b>	<b>Att</b>	<b>Att/G</b>
HICKEY, Anthony	26	169	6.5
STRINGER, Andre	28	143	5.1
CARMOUCHE, Charles	27	119	4.4
MORGAN, Malik	28	70	2.5
COLEMAN, Shavon	28	36	1.3

<b>3-Point FG Made</b>	<b>G</b>	<b>Made</b>	<b>Made/G</b>
STRINGER, Andre	28	57	2.0
HICKEY, Anthony	26	56	2.2
CARMOUCHE, Charles	27	44	1.6
MORGAN, Malik	28	23	0.8
COLLINS, Corban	24	10	0.4

<b>Free Throw Percent</b>	<b>FG</b>	<b>Att</b>	<b>Pct</b>
STRINGER, Andre	39	53	.736
COLEMAN, Shavon	73	101	.723
CARMOUCHE, Charles	61	88	.693
COLLINS, Corban	11	16	.688
COURTNEY, Jalen	10	16	.625
MORGAN, Malik	25	40	.625
O'BRYANT III, Johnny	69	111	.622
HAMMINK, Shane	10	17	.588
DEL PIERO, Andrew	20	38	.526
LUDWIG, Eddie	10	22	.455
HICKEY, Anthony	18	41	.439

<b>Free Throw Attempts</b>	<b>G</b>	<b>Att</b>	<b>Att/G</b>
O'BRYANT III, Johnny	26	111	4.3
COLEMAN, Shavon	28	101	3.6
CARMOUCHE, Charles	27	88	3.3
STRINGER, Andre	28	53	1.9
HICKEY, Anthony	26	41	1.6

<b>Free Throws Made</b>	<b>G</b>	<b>Made</b>	<b>Made/G</b>
COLEMAN, Shavon	28	73	2.6
O'BRYANT III, Johnny	26	69	2.7
CARMOUCHE, Charles	27	61	2.3
STRINGER, Andre	28	39	1.4
MORGAN, Malik	28	25	0.9

**LSU MEN'S BASKETBALL**  
**LSU Category Leaders (as of Mar 06, 2013)**  
**All games**

<b>Rebounds</b>	<b>G</b>	<b>Reb</b>	<b>Reb/G</b>
O'BRYANT III, Johnny	26	226	8.7
COLEMAN, Shavon	28	176	6.3
CARMOUCHE, Charles	27	110	4.1
HICKEY, Anthony	26	91	3.5
DEL PIERO, Andrew	28	88	3.1

<b>Assists</b>	<b>G</b>	<b>No.</b>	<b>Ast/G</b>
HICKEY, Anthony	26	101	3.9
CARMOUCHE, Charles	27	96	3.6
STRINGER, Andre	28	60	2.1
O'BRYANT III, Johnny	26	43	1.7
MORGAN, Malik	28	39	1.4

<b>Rebound Average</b>	<b>G</b>	<b>Reb</b>	<b>Avg/G</b>
O'BRYANT III, Johnny	26	226	8.7
COLEMAN, Shavon	28	176	6.3
CARMOUCHE, Charles	27	110	4.1
HICKEY, Anthony	26	91	3.5
DEL PIERO, Andrew	28	88	3.1

<b>Steals</b>	<b>G</b>	<b>No.</b>	<b>Stl/G</b>
HICKEY, Anthony	26	82	3.2
CARMOUCHE, Charles	27	50	1.9
MORGAN, Malik	28	38	1.4
COLEMAN, Shavon	28	38	1.4
STRINGER, Andre	28	22	0.8

<b>Offensive Rebounds</b>	<b>G</b>	<b>No.</b>	<b>Avg/G</b>
O'BRYANT III, Johnny	26	82	3.2
COLEMAN, Shavon	28	78	2.8
DEL PIERO, Andrew	28	36	1.3
CARMOUCHE, Charles	27	27	1.0
MORGAN, Malik	28	24	0.9

<b>Blocked Shots</b>	<b>G</b>	<b>No.</b>	<b>Blk/G</b>
DEL PIERO, Andrew	28	32	1.1
COLEMAN, Shavon	28	27	1.0
O'BRYANT III, Johnny	26	18	0.7
MORGAN, Malik	28	10	0.4
COURTNEY, Jalen	23	5	0.2
HICKEY, Anthony	26	5	0.2

<b>Defensive Rebounds</b>	<b>G</b>	<b>No.</b>	<b>Avg/G</b>
O'BRYANT III, Johnny	26	144	5.5
COLEMAN, Shavon	28	98	3.5
CARMOUCHE, Charles	27	83	3.1
HICKEY, Anthony	26	72	2.8
MORGAN, Malik	28	60	2.1

<b>Minutes</b>	<b>G</b>	<b>No.</b>	<b>Min/G</b>
HICKEY, Anthony	26	853	32.8
STRINGER, Andre	28	848	30.3
COLEMAN, Shavon	28	792	28.3
O'BRYANT III, Johnny	26	749	28.8
CARMOUCHE, Charles	27	707	26.2

<b>Fouls</b>	<b>G</b>	<b>No.</b>	<b>Per/G</b>
O'BRYANT III, Johnny	26	80	3.1
HICKEY, Anthony	26	70	2.7
COLEMAN, Shavon	28	68	2.4
MORGAN, Malik	28	68	2.4
CARMOUCHE, Charles	27	63	2.3

<b>Turnovers</b>	<b>G</b>	<b>No.</b>	<b>TO/G</b>
O'BRYANT III, Johnny	26	85	3.3
CARMOUCHE, Charles	27	52	1.9
COLEMAN, Shavon	28	49	1.8
STRINGER, Andre	28	49	1.8
HICKEY, Anthony	26	48	1.8

<b>Foulsouts</b>	<b>G</b>	<b>No.</b>
O'BRYANT III, Johnny	26	6
COLEMAN, Shavon	28	3
MORGAN, Malik	28	3
CARMOUCHE, Charles	27	1



**LSU MEN'S BASKETBALL**  
**LSU Team Game-by-Game (as of Mar 06, 2013)**  
**All games**

**TEAM STATISTICS**

Opponent	Date	Score		Total		3-Pointers		Free throws		Rebounds				pf	a	t/o	blk	stl	pts	avg
				fg-fga	pct	3fg-fga	pct	ft-fta	pct	off	def	tot	avg							
UC SANTA BARBARA	11/09/12	77-63	W	30-67	.448	10-26	.385	7-20	.350	18	22	40	40.0	20	15	13	4	16	77	77.0
MCNEESE ST.	11/13/12	73-48	W	26-59	.441	9-22	.409	12-22	.545	20	30	50	45.0	20	18	19	5	10	73	75.0
NORTHWESTERN STATE	11/20/12	102-95	W	32-66	.485	9-25	.360	29-51	.569	24	24	48	46.0	28	16	21	1	14	102	84.0
MISSISSIPPI VALLEY STA	11/24/12	75-50	W	27-49	.551	7-15	.467	14-23	.609	11	33	44	45.5	15	16	22	7	10	75	81.8
SETON HALL	11/29/12	72-67	W	25-63	.397	4-20	.200	18-27	.667	19	18	37	43.8	14	13	15	4	16	72	79.8
CHATTANOOGA	12/11/12	80-67	W	30-63	.476	9-19	.474	11-20	.550	15	31	46	44.2	16	19	18	7	12	80	79.8
at Boise State	12/14/12	70-89	L	26-59	.441	10-29	.345	8-11	.727	10	17	27	41.7	26	16	20	5	8	70	78.4
at UC Irvine	12/18/12	66-60	W	26-70	.371	8-28	.286	6-12	.500	14	29	43	41.9	14	14	11	3	6	66	76.9
at Marquette	12/22/12	80-84	L	29-68	.426	10-26	.385	12-13	.923	13	19	32	40.8	21	18	14	2	11	80	77.2
HOUSTON BAPTIST	12/28/12	75-58	W	26-60	.433	5-13	.385	18-26	.692	13	35	48	41.5	17	15	15	13	9	75	77.0
BETHUNE-COOKMAN	01/05/13	79-63	W	30-57	.526	7-19	.368	12-17	.706	10	28	38	41.2	17	18	16	5	10	79	77.2
at Auburn	01-09-13	63-68	L	25-67	.373	9-27	.333	4-10	.400	14	26	40	41.1	20	15	12	3	7	63	76.0
FLORIDA	01/12/13	52-74	L	21-65	.323	6-24	.250	4-10	.400	11	23	34	40.5	17	11	8	5	7	52	74.2
SOUTH CAROLINA	01/16/13	73-82	Lot	26-64	.406	8-27	.296	13-16	.813	15	25	40	40.5	26	15	22	3	9	73	74.1
at Georgia	01/19/13	58-67	L	18-50	.360	6-17	.353	16-24	.667	14	24	38	40.3	23	6	21	2	11	58	73.0
TEXAS A&M	01/23/13	58-54	W	24-63	.381	5-23	.217	5-12	.417	15	17	32	39.8	15	10	11	1	19	58	72.1
at Kentucky	1/26/13	70-75	L	25-63	.397	8-20	.400	12-15	.800	11	15	26	39.0	21	13	10	2	7	70	71.9
MISSOURI	01/30/13	73-70	W	25-45	.556	6-17	.353	17-28	.607	3	23	26	38.3	18	10	12	1	7	73	72.0
at Mississippi State	02-02-13	69-68	W	25-63	.397	4-25	.160	15-18	.833	15	24	39	38.3	21	15	17	3	11	69	71.8
VANDERBILT	02/06/13	57-56	W	18-50	.360	9-21	.429	12-19	.632	8	29	37	38.2	14	13	11	4	5	57	71.1
at Alabama	2/9/13	57-60	L	21-56	.375	4-15	.267	11-14	.786	9	27	36	38.1	23	11	12	0	3	57	70.4
at South Carolina	2/14/13	64-46	W	26-59	.441	3-13	.231	9-16	.563	15	34	49	38.6	18	16	17	3	7	64	70.1
MISSISSIPPI STATE	02/16/13	80-68	W	30-55	.545	12-22	.545	8-12	.667	11	25	36	38.5	15	24	10	5	5	80	70.6
at Tennessee	02/19/13	72-82	L	26-57	.456	6-18	.333	14-18	.778	15	14	29	38.1	20	12	13	3	7	72	70.6
ALABAMA	02/23/13	97-94	Wot	32-68	.471	8-20	.400	25-37	.676	13	34	47	38.5	19	19	16	4	9	97	71.7
ARKANSAS	02/27/13	65-60	W	22-52	.423	7-18	.389	14-22	.636	9	26	35	38.3	18	13	18	3	10	65	71.4
at Missouri	3-2-13	76-89	L	26-62	.419	12-28	.429	12-16	.750	14	16	30	38.0	17	11	10	1	5	76	71.6
at Texas A&M	03/06/13	68-57	W	27-56	.482	6-18	.333	8-14	.571	12	19	31	37.8	16	16	11	7	8	68	71.5
LSU		2001		724-1676	.432	207-595	.348	346-543	.637	371	687	1058	37.8	529	408	415	106	259	2001	71.5
Opponents		1914		675-1610	.419	149-492	.303	415-604	.687	351	683	1034	36.9	500	291	432	118	215	1914	68.4

Games played: 28  
Points/game: 71.5  
FG Pct: 43.2  
3FG Pct: 34.8  
FT Pct: 63.7

Rebounds/game: 37.8  
Assists/game: 14.6  
Turnovers/game: 14.8  
Assist/turnover ratio: 1.0  
Steals/game: 9.3  
Blocks/game: 3.8

**LSU MEN'S BASKETBALL**  
**LSU Opponent Game-by-Game (as of Mar 06, 2013)**  
**All games**

**OPPONENT STATISTICS**

Opponent	Date	Score		Total		3-Pointers		Free throws		Rebounds				pf	a	t/o	blk	stl	pts	avg
				fg-fga	pct	3fg-fga	pct	ft-fta	pct	off	def	tot	avg							
UC SANTA BARBARA	11/09/12	77-63	W	19-51	.373	5-19	.263	20-29	.690	15	26	41	41.0	19	7	23	4	6	63	63.0
MCNEESE ST.	11/13/12	73-48	W	16-54	.296	0-12	.000	16-23	.696	13	18	31	36.0	19	1	18	8	14	48	55.5
NORTHWESTERN STATE	11/20/12	102-95	W	32-65	.492	6-16	.375	25-35	.714	16	19	35	35.7	34	11	21	3	12	95	68.7
MISSISSIPPI VALLEY STA	11/24/12	75-50	W	17-60	.283	10-25	.400	6-15	.400	14	15	29	34.0	18	7	17	1	10	50	64.0
SETON HALL	11/29/12	72-67	W	24-49	.490	10-21	.476	9-14	.643	10	25	35	34.2	21	11	26	3	10	67	64.6
CHATTANOOGA	12/11/12	80-67	W	25-67	.373	9-24	.375	8-13	.615	13	26	39	35.0	17	11	15	4	8	67	65.0
at Boise State	12/14/12	70-89	L	29-63	.460	8-19	.421	23-31	.742	20	24	44	36.3	15	13	17	2	13	89	68.4
at UC Irvine	12/18/12	66-60	W	25-67	.373	5-15	.333	5-9	.556	16	34	50	38.0	15	17	17	4	5	60	67.4
at Marquette	12/22/12	80-84	L	27-55	.491	6-22	.273	24-25	.960	8	25	33	37.4	16	15	16	0	9	84	69.2
HOUSTON BAPTIST	12/28/12	75-58	W	22-66	.333	0-8	.000	14-19	.737	12	27	39	37.6	21	9	12	7	4	58	68.1
BETHUNE-COOKMAN	01/05/13	79-63	W	21-57	.368	4-13	.308	17-24	.708	13	20	33	37.2	18	4	15	7	12	63	67.6
at Auburn	01-09-13	63-68	L	25-54	.463	6-18	.333	12-22	.545	7	31	38	37.2	15	15	12	4	6	68	67.7
FLORIDA	01/12/13	52-74	L	28-63	.444	8-23	.348	10-17	.588	17	36	53	38.5	15	13	11	1	4	74	68.2
SOUTH CAROLINA	01/16/13	73-82	Lot	26-58	.448	2-14	.143	28-37	.757	11	25	36	38.3	16	9	15	2	6	82	69.1
at Georgia	01/19/13	58-67	L	22-47	.468	4-12	.333	19-26	.731	7	22	29	37.7	15	16	16	1	12	67	69.0
TEXAS A&M	01/23/13	58-54	W	20-44	.455	5-13	.385	9-13	.692	9	29	38	37.7	16	13	24	4	7	54	68.1
at Kentucky	1/26/13	70-75	L	27-52	.519	2-11	.182	19-28	.679	13	26	39	37.8	15	7	16	6	4	75	68.5
MISSOURI	01/30/13	73-70	W	23-61	.377	7-25	.280	17-22	.773	16	23	39	37.8	19	7	8	2	8	70	68.6
at Mississippi State	02-02-13	69-68	W	26-54	.481	3-12	.250	13-27	.481	12	25	37	37.8	17	13	17	6	11	68	68.5
VANDERBILT	02/06/13	57-56	W	17-54	.315	8-27	.296	14-19	.737	11	27	38	37.8	19	11	11	6	5	56	67.9
at Alabama	2/9/13	57-60	L	19-54	.352	2-18	.111	20-33	.606	15	28	43	38.0	16	9	10	9	6	60	67.5
at South Carolina	2/14/13	64-46	W	18-64	.281	3-19	.158	7-13	.538	14	20	34	37.9	16	8	12	8	7	46	66.5
MISSISSIPPI STATE	02/16/13	80-68	W	26-56	.464	4-17	.235	12-19	.632	9	15	24	37.3	14	9	9	7	6	68	66.6
at Tennessee	02/19/13	72-82	L	27-47	.574	10-15	.667	18-21	.857	8	19	27	36.8	18	14	13	2	7	82	67.2
ALABAMA	02/23/13	97-94	Wot	35-76	.461	8-21	.381	16-19	.842	10	28	38	36.9	27	9	13	2	7	94	68.3
ARKANSAS	02/27/13	65-60	W	20-56	.357	6-25	.240	14-23	.609	15	27	42	37.1	21	8	19	6	10	60	68.0
at Missouri	3-2-13	76-89	L	36-62	.581	5-16	.313	12-17	.706	13	22	35	37.0	15	17	11	4	3	89	68.8
at Texas A&M	03/06/13	68-57	W	23-54	.426	3-12	.250	8-11	.727	14	21	35	36.9	13	7	18	5	3	57	68.4
Opponents		1914		675-1610	.419	149-492	.303	415-604	.687	351	683	1034	36.9	500	291	432	118	215	1914	68.4
LSU		2001		724-1676	.432	207-595	.348	346-543	.637	371	687	1058	37.8	529	408	415	106	259	2001	71.5

Games played: 28  
Points/game: 68.4  
FG Pct: 41.9  
3FG Pct: 30.3  
FT Pct: 68.7

Rebounds/game: 36.9  
Assists/game: 10.4  
Turnovers/game: 15.4  
Assist/turnover ratio: 0.7  
Steals/game: 7.7  
Blocks/game: 4.2

**LSU MEN'S BASKETBALL**  
**LSU Points-Rebounds-Assists (as of Mar 06, 2013)**  
**All games**

Opponent	Date	Score		00	01	02	03	04	05	10
				CARMOUCHE,	HICKEY,ANT	O'BRYANT I	COURTNEY,J	COLLINS,CO	COLEMAN,SH	STRINGER,A
UC SANTA BARBARA	11/09/12	77-63	w	16-4-1	6-1-6	13-8-0	2-5-0	0-1-0	6-4-2	9-1-2
MCNEESE ST.	11/13/12	73-48	w	3-2-1	9-4-6	DNP	5-7-1	4-3-1	25-10-1	6-0-1
NORTHWESTERN STATE	11/20/12	102-95	w	19-3-4	21-7-6	13-6-1	DNP	3-0-1	22-7-0	9-3-1
MISSISSIPPI VALLEY STAT	11/24/12	75-50	w	2-1-0	5-3-6	11-10-1	0-0-0	4-2-1	16-11-1	14-1-2
SETON HALL	11/29/12	72-67	w	8-4-7	10-5-2	13-11-1	0-0-0	0-0-0	18-6-1	10-2-2
CHATTANOOGA	12/11/12	80-67	w	9-3-3	DNP	18-10-1	0-1-0	11-3-3	8-8-1	18-2-4
at Boise State	12/14/12	70-89	L	3-2-5	3-0-2	15-5-0	0-0-0	19-1-1	11-7-0	5-1-4
at UC Irvine	12/18/12	66-60	w	7-3-3	10-3-2	9-13-2	DNP	6-1-0	13-11-2	19-0-2
at Marquette	12/22/12	80-84	L	15-4-10	18-7-3	14-5-3	DNP	0-0-0	11-6-0	20-2-2
HOUSTON BAPTIST	12/28/12	75-58	w	9-4-2	DNP	DNP	11-7-0	5-5-5	11-13-2	11-2-2
BETHUNE-COOKMAN	01/05/13	79-63	w	17-7-5	14-2-3	2-0-0	5-3-1	1-3-2	14-12-1	8-3-3
at Auburn	01-09-13	63-68	L	15-6-7	13-5-4	6-7-0	3-2-0	DNP	4-9-3	13-1-0
FLORIDA	01/12/13	52-74	L	3-6-2	15-3-4	2-5-1	1-2-0	1-1-0	11-5-1	6-2-3
SOUTH CAROLINA	01/16/13	73-82	L	13-1-5	18-7-4	9-6-0	2-4-0	2-0-0	6-7-0	9-2-1
at Georgia	01/19/13	58-67	L	DNP	12-6-2	16-14-2	0-1-0	3-2-0	5-4-1	9-1-1
TEXAS A&M	01/23/13	58-54	w	5-1-3	10-3-2	14-10-2	0-2-0	DNP	17-4-0	5-1-1
at Kentucky	1/26/13	70-75	L	7-4-7	15-0-1	21-12-2	0-0-0	DNP	8-2-1	13-1-1
MISSOURI	01/30/13	73-70	w	7-0-1	20-2-4	14-11-3	DNP	DNP	9-4-0	18-5-2
at Mississippi State	02-02-13	69-68	w	10-7-3	12-3-4	12-12-2	4-1-0	2-0-0	11-7-1	9-0-3
VANDERBILT	02/06/13	57-56	w	9-4-0	14-7-5	10-5-2	0-2-0	0-0-0	2-6-1	7-2-2
at Alabama	2/9/13	57-60	L	3-7-2	8-4-4	22-11-2	0-1-0	0-0-0	11-4-0	6-2-2
at South Carolina	2/14/13	64-46	w	5-9-8	3-1-5	30-10-1	6-4-0	0-3-0	2-6-0	12-2-2
MISSISSIPPI STATE	02/16/13	80-68	w	21-5-1	10-2-6	10-11-8	2-3-0	0-0-1	7-1-1	10-3-2
at Tennessee	02/19/13	72-82	L	0-1-1	14-1-4	24-8-1	2-2-0	0-0-0	7-3-1	8-1-3
ALABAMA	02/23/13	97-94	w	20-11-3	13-5-7	24-10-3	3-0-0	2-2-0	17-8-1	10-4-4
ARKANSAS	02/27/13	65-60	w	26-5-2	10-3-5	5-8-2	0-0-0	0-1-0	8-2-0	5-2-1
at Missouri	3-2-13	76-89	L	21-1-5	22-3-0	18-8-1	DNP	0-0-0	6-3-1	3-7-4
at Texas A&M	03/06/13	68-57	w	20-5-5	3-4-4	11-10-2	0-1-0	0-0-0	8-6-0	10-1-3

Opponent	Date	Score		11	13	20	24	45	51	55
				HAMMINK,SH	LUDWIG,EDD	JACKSON,DA	MORGAN,MAL	WILLIAMS,M	BADEAUX,JO	DEL PIERO,
UC SANTA BARBARA	11/09/12	77-63	w	10-1-1	5-7-1	0-0-0	10-6-2	0-0-0	0-0-0	0-0-0
MCNEESE ST.	11/13/12	73-48	w	6-4-2	4-3-2	0-0-0	4-5-3	0-0-0	0-1-0	7-4-0
NORTHWESTERN STATE	11/20/12	102-95	w	1-3-1	4-7-0	DNP	6-4-2	DNP	DNP	4-2-0
MISSISSIPPI VALLEY STAT	11/24/12	75-50	w	12-4-3	0-2-0	DNP	3-1-2	DNP	DNP	8-5-0
SETON HALL	11/29/12	72-67	w	3-2-0	DNP	DNP	8-2-0	DNP	DNP	2-2-0
CHATTANOOGA	12/11/12	80-67	w	0-4-4	2-1-1	0-0-0	7-8-2	DNP	0-0-0	7-4-0
at Boise State	12/14/12	70-89	L	2-3-1	DNP	DNP	6-1-3	DNP	DNP	6-5-0
at UC Irvine	12/18/12	66-60	w	2-3-1	0-1-0	DNP	0-1-2	DNP	DNP	0-3-0
at Marquette	12/22/12	80-84	L	0-1-0	0-0-0	DNP	0-0-0	DNP	DNP	2-3-0
HOUSTON BAPTIST	12/28/12	75-58	w	1-3-3	9-4-1	DNP	9-4-0	0-1-0	0-0-0	9-2-0
BETHUNE-COOKMAN	01/05/13	79-63	w	2-1-2	6-1-0	DNP	0-0-1	DNP	DNP	10-3-0
at Auburn	01-09-13	63-68	L	2-3-0	DNP	DNP	3-1-0	DNP	DNP	4-6-1
FLORIDA	01/12/13	52-74	L	0-0-0	DNP	DNP	6-5-0	DNP	DNP	7-5-0
SOUTH CAROLINA	01/16/13	73-82	L	DNP	DNP	DNP	7-5-4	DNP	DNP	7-5-1
at Georgia	01/19/13	58-67	L	0-1-0	DNP	DNP	11-4-0	DNP	DNP	2-2-0
TEXAS A&M	01/23/13	58-54	w	DNP	DNP	DNP	7-7-2	DNP	DNP	0-1-0
at Kentucky	1/26/13	70-75	L	2-1-1	DNP	DNP	4-3-0	DNP	DNP	0-0-0
MISSOURI	01/30/13	73-70	w	0-0-0	DNP	DNP	5-2-0	DNP	DNP	0-0-0
at Mississippi State	02-02-13	69-68	w	2-0-0	DNP	DNP	7-4-1	DNP	DNP	0-2-1
VANDERBILT	02/06/13	57-56	w	0-0-0	DNP	DNP	9-3-2	DNP	DNP	6-3-1
at Alabama	2/9/13	57-60	L	0-0-0	DNP	DNP	7-2-1	DNP	DNP	0-3-0
at South Carolina	2/14/13	64-46	w	0-0-0	DNP	DNP	0-1-0	DNP	DNP	6-7-0
MISSISSIPPI STATE	02/16/13	80-68	w	2-0-0	DNP	DNP	5-7-5	0-0-0	0-0-0	13-4-0
at Tennessee	02/19/13	72-82	L	0-0-1	DNP	DNP	12-2-1	DNP	DNP	5-6-0
ALABAMA	02/23/13	97-94	w	DNP	DNP	DNP	6-1-1	DNP	DNP	2-2-0
ARKANSAS	02/27/13	65-60	w	2-4-0	DNP	DNP	7-3-3	DNP	DNP	2-3-0
at Missouri	3-2-13	76-89	L	2-2-0	DNP	DNP	0-0-0	DNP	DNP	4-4-0
at Texas A&M	03/06/13	68-57	w	2-0-0	DNP	DNP	5-2-2	DNP	DNP	9-2-0

**LSU MEN'S BASKETBALL**  
**LSU Team High/Low Analysis (as of Mar 06, 2013)**  
**All games**

**LSU - TEAM GAME HIGHS**

POINTS	102		NORTHWESTERN STATE (11/20/12)
	97		ALABAMA (02/23/13)
	80		MISSISSIPPI STATE (02/16/13)
	80		at Marquette (12/22/12)
	80		CHATTANOOGA (12/11/12)
FIELD GOALS MADE	32		ALABAMA (02/23/13)
	32		NORTHWESTERN STATE (11/20/12)
	30		MISSISSIPPI STATE (02/16/13)
	30		BETHUNE-COOKMAN (01/05/13)
	30		CHATTANOOGA (12/11/12)
	30		UC SANTA BARBARA (11/09/12)
FIELD GOAL ATTEMPTS	70		at UC Irvine (12/18/12)
	68		ALABAMA (02/23/13)
	68		at Marquette (12/22/12)
FIELD GOAL PERCENTAGE	.556	(25-45)	MISSOURI (01/30/13)
	.551	(27-49)	MISSISSIPPI VALLEY STATE (11/24/12)
	.545	(30-55)	MISSISSIPPI STATE (02/16/13)
	.526	(30-57)	BETHUNE-COOKMAN (01/05/13)
3 PT FIELD GOALS MADE	12		at Missouri (3-2-13)
	12		MISSISSIPPI STATE (02/16/13)
	10		at Marquette (12/22/12)
	10		at Boise State (12/14/12)
	10		UC SANTA BARBARA (11/09/12)
3 PT FG ATTEMPTS	29		at Boise State (12/14/12)
	28		at Missouri (3-2-13)
	28		at UC Irvine (12/18/12)
3 PT FG PERCENTAGE	.545	(12-22)	MISSISSIPPI STATE (02/16/13)
	.474	(9-19)	CHATTANOOGA (12/11/12)
	.467	(7-15)	MISSISSIPPI VALLEY STATE (11/24/12)
	.429	(12-28)	at Missouri (3-2-13)
	.429	(9-21)	VANDERBILT (02/06/13)
FREE THROWS MADE	29		NORTHWESTERN STATE (11/20/12)
	25		ALABAMA (02/23/13)
	18		HOUSTON BAPTIST (12/28/12)
	18		SETON HALL (11/29/12)
FREE THROW ATTEMPTS	51		NORTHWESTERN STATE (11/20/12)
	37		ALABAMA (02/23/13)
	28		MISSOURI (01/30/13)
FREE THROW PERCENTAGE	.923	(12-13)	at Marquette (12/22/12)
	.833	(15-18)	at Mississippi State (02-02-13)
	.813	(13-16)	SOUTH CAROLINA (01/16/13)
	.800	(12-15)	at Kentucky (1/26/13)
REBOUNDS	50		MCNEESE ST. (11/13/12)
	49		at South Carolina (2/14/13)
	48		HOUSTON BAPTIST (12/28/12)
	48		NORTHWESTERN STATE (11/20/12)
ASSISTS	24		MISSISSIPPI STATE (02/16/13)
	19		ALABAMA (02/23/13)
	19		CHATTANOOGA (12/11/12)
	18		BETHUNE-COOKMAN (01/05/13)
	18		at Marquette (12/22/12)
	18		MCNEESE ST. (11/13/12)
STEALS	19		TEXAS A&M (01/23/13)
	16		SETON HALL (11/29/12)
	16		UC SANTA BARBARA (11/09/12)
	14		NORTHWESTERN STATE (11/20/12)
BLOCKED SHOTS	13		HOUSTON BAPTIST (12/28/12)

**LSU MEN'S BASKETBALL**  
**LSU High/Low Analysis (as of Mar 06, 2013)**  
**All games**

**Opponent - GAME HIGHS**

POINTS	95		NORTHWESTERN STATE (11/20/12)
	94		ALABAMA (02/23/13)
	89		at Missouri (3-2-13)
	89		at Boise State (12/14/12)
FIELD GOALS MADE	84		at Marquette (12/22/12)
	36		at Missouri (3-2-13)
	35		ALABAMA (02/23/13)
	32		NORTHWESTERN STATE (11/20/12)
FIELD GOAL ATTEMPTS	29		at Boise State (12/14/12)
	76		ALABAMA (02/23/13)
	67		at UC Irvine (12/18/12)
	67		CHATTANOOGA (12/11/12)
FIELD GOAL PERCENTAGE	.581	(36-62)	at Missouri (3-2-13)
	.574	(27-47)	at Tennessee (02/19/13)
	.519	(27-52)	at Kentucky (1/26/13)
	.492	(32-65)	NORTHWESTERN STATE (11/20/12)
3 PT FIELD GOALS MADE	10		at Tennessee (02/19/13)
	10		SETON HALL (11/29/12)
	10		MISSISSIPPI VALLEY STATE (11/24/12)
	9		CHATTANOOGA (12/11/12)
3 PT FG ATTEMPTS	27		VANDERBILT (02/06/13)
	25		ARKANSAS (02/27/13)
	25		MISSOURI (01/30/13)
	25		MISSISSIPPI VALLEY STATE (11/24/12)
3 PT FG PERCENTAGE	.667	(10-15)	at Tennessee (02/19/13)
	.476	(10-21)	SETON HALL (11/29/12)
	.421	(8-19)	at Boise State (12/14/12)
	.400	(10-25)	MISSISSIPPI VALLEY STATE (11/24/12)
FREE THROWS MADE	28		SOUTH CAROLINA (01/16/13)
	25		NORTHWESTERN STATE (11/20/12)
	24		at Marquette (12/22/12)
	23		at Boise State (12/14/12)
FREE THROW ATTEMPTS	37		SOUTH CAROLINA (01/16/13)
	35		NORTHWESTERN STATE (11/20/12)
	33		at Alabama (2/9/13)
	.960	(24-25)	at Marquette (12/22/12)
FREE THROW PERCENTAGE	.857	(18-21)	at Tennessee (02/19/13)
	.842	(16-19)	ALABAMA (02/23/13)
	.773	(17-22)	MISSOURI (01/30/13)
	REBOUNDS	53	
50			at UC Irvine (12/18/12)
44			at Boise State (12/14/12)
43			at Alabama (2/9/13)
ASSISTS	17		at Missouri (3-2-13)
	17		at UC Irvine (12/18/12)
	16		at Georgia (01/19/13)
	15		at Auburn (01-09-13)
STEALS	15		at Marquette (12/22/12)
	14		MCNEESE ST. (11/13/12)
	13		at Boise State (12/14/12)
	12		at Georgia (01/19/13)
BLOCKED SHOTS	12		BETHUNE-COOKMAN (01/05/13)
	12		NORTHWESTERN STATE (11/20/12)
	9		at Alabama (2/9/13)
	8		at South Carolina (2/14/13)
	8		MCNEESE ST. (11/13/12)

**LSU MEN'S BASKETBALL**  
**LSU High/Low Analysis (as of Mar 06, 2013)**  
**All games**

**LSU - GAME LOWS**

POINTS	52		FLORIDA (01/12/13)
	57		VANDERBILT (02/06/13)
	57		at Alabama (2/9/13)
	58		at Georgia (01/19/13)
	58		TEXAS A&M (01/23/13)
FIELD GOALS MADE	18		at Georgia (01/19/13)
	18		VANDERBILT (02/06/13)
	21		FLORIDA (01/12/13)
	21		at Alabama (2/9/13)
FIELD GOAL ATTEMPTS	45		MISSOURI (01/30/13)
	49		MISSISSIPPI VALLEY STATE (11/24/12)
	50		at Georgia (01/19/13)
	50		VANDERBILT (02/06/13)
FIELD GOAL PERCENTAGE	.323	(21-65)	FLORIDA (01/12/13)
	.360	(18-50)	at Georgia (01/19/13)
	.360	(18-50)	VANDERBILT (02/06/13)
	.371	(26-70)	at UC Irvine (12/18/12)
3 PT FIELD GOALS MADE	3		at South Carolina (2/14/13)
	4		SETON HALL (11/29/12)
	4		at Mississippi State (02-02-13)
	4		at Alabama (2/9/13)
3 PT FG ATTEMPTS	13		HOUSTON BAPTIST (12/28/12)
	13		at South Carolina (2/14/13)
	15		MISSISSIPPI VALLEY STATE (11/24/12)
	15		at Alabama (2/9/13)
3 PT FG PERCENTAGE	.160	(4-25)	at Mississippi State (02-02-13)
	.200	(4-20)	SETON HALL (11/29/12)
	.217	(5-23)	TEXAS A&M (01/23/13)
	.231	(3-13)	at South Carolina (2/14/13)
FREE THROWS MADE	4		at Auburn (01-09-13)
	4		FLORIDA (01/12/13)
	5		TEXAS A&M (01/23/13)
	6		at UC Irvine (12/18/12)
FREE THROW ATTEMPTS	10		at Auburn (01-09-13)
	10		FLORIDA (01/12/13)
	11		at Boise State (12/14/12)
FREE THROW PERCENTAGE	.350	(7-20)	UC SANTA BARBARA (11/09/12)
	.400	(4-10)	at Auburn (01-09-13)
	.400	(4-10)	FLORIDA (01/12/13)
	.417	(5-12)	TEXAS A&M (01/23/13)
REBOUNDS	26		at Kentucky (1/26/13)
	26		MISSOURI (01/30/13)
	27		at Boise State (12/14/12)
	29		at Tennessee (02/19/13)
ASSISTS	6		at Georgia (01/19/13)
	10		TEXAS A&M (01/23/13)
	10		MISSOURI (01/30/13)
	11		FLORIDA (01/12/13)
	11		at Alabama (2/9/13)
	11		at Missouri (3-2-13)
STEALS	3		at Alabama (2/9/13)
	5		VANDERBILT (02/06/13)
	5		MISSISSIPPI STATE (02/16/13)
	5		at Missouri (3-2-13)
BLOCKED SHOTS	0		at Alabama (2/9/13)
	1		NORTHWESTERN STATE (11/20/12)

**LSU MEN'S BASKETBALL**  
**LSU High/Low Analysis (as of Mar 06, 2013)**  
**All games**

**Opponent - GAME LOWS**

POINTS	46		at South Carolina (2/14/13)
	48		MCNEESE ST. (11/13/12)
	50		MISSISSIPPI VALLEY STATE (11/24/12)
	54		TEXAS A&M (01/23/13)
	56		VANDERBILT (02/06/13)
FIELD GOALS MADE	16		MCNEESE ST. (11/13/12)
	17		MISSISSIPPI VALLEY STATE (11/24/12)
	17		VANDERBILT (02/06/13)
FIELD GOAL ATTEMPTS	18		at South Carolina (2/14/13)
	44		TEXAS A&M (01/23/13)
	47		at Georgia (01/19/13)
FIELD GOAL PERCENTAGE	47		at Tennessee (02/19/13)
	.281	(18-64)	at South Carolina (2/14/13)
	.283	(17-60)	MISSISSIPPI VALLEY STATE (11/24/12)
3 PT FIELD GOALS MADE	.296	(16-54)	MCNEESE ST. (11/13/12)
	.315	(17-54)	VANDERBILT (02/06/13)
	0		MCNEESE ST. (11/13/12)
	0		HOUSTON BAPTIST (12/28/12)
3 PT FG ATTEMPTS	2		SOUTH CAROLINA (01/16/13)
	2		at Kentucky (1/26/13)
	2		at Alabama (2/9/13)
	8		HOUSTON BAPTIST (12/28/12)
	11		at Kentucky (1/26/13)
3 PT FG PERCENTAGE	12		MCNEESE ST. (11/13/12)
	12		at Georgia (01/19/13)
	12		at Mississippi State (02-02-13)
	12		at Texas A&M (03/06/13)
	.000	(0-12)	MCNEESE ST. (11/13/12)
FREE THROWS MADE	.000	(0-8)	HOUSTON BAPTIST (12/28/12)
	.111	(2-18)	at Alabama (2/9/13)
	.143	(2-14)	SOUTH CAROLINA (01/16/13)
FREE THROW ATTEMPTS	5		at UC Irvine (12/18/12)
	6		MISSISSIPPI VALLEY STATE (11/24/12)
	7		at South Carolina (2/14/13)
	8		CHATTANOOGA (12/11/12)
FREE THROW PERCENTAGE	8		at Texas A&M (03/06/13)
	9		at UC Irvine (12/18/12)
	11		at Texas A&M (03/06/13)
	13		CHATTANOOGA (12/11/12)
REBOUNDS	13		TEXAS A&M (01/23/13)
	13		at South Carolina (2/14/13)
	.400	(6-15)	MISSISSIPPI VALLEY STATE (11/24/12)
	.481	(13-27)	at Mississippi State (02-02-13)
ASSISTS	.538	(7-13)	at South Carolina (2/14/13)
	.545	(12-22)	at Auburn (01-09-13)
	24		MISSISSIPPI STATE (02/16/13)
	27		at Tennessee (02/19/13)
ASSISTS	29		MISSISSIPPI VALLEY STATE (11/24/12)
	29		at Georgia (01/19/13)
	1		MCNEESE ST. (11/13/12)
	4		BETHUNE-COOKMAN (01/05/13)
	7		UC SANTA BARBARA (11/09/12)
	7		MISSISSIPPI VALLEY STATE (11/24/12)
	7		at Kentucky (1/26/13)
7		MISSOURI (01/30/13)	
7		at Texas A&M (03/06/13)	

**LSU MEN'S BASKETBALL**  
**LSU Player High/Low Analysis (as of Mar 06, 2013)**  
**All games**

**LSU - INDIVIDUAL GAME HIGHS**

Points	30		O'BRYANT III, Johnny at South Carolina (2/14/13)
	26		CARMOUCHE, Charles vs Arkansas (02/27/13)
	25		COLEMAN, Shavon vs McNeese St. (11/13/12)
	24		O'BRYANT III, Johnny vs Alabama (02/23/13)
	24		O'BRYANT III, Johnny at Tennessee (02/19/13)
Field Goals Made	13		O'BRYANT III, Johnny at South Carolina (2/14/13)
	10		COLEMAN, Shavon vs McNeese St. (11/13/12)
	9		CARMOUCHE, Charles at Texas A&M (03/06/13)
	9		CARMOUCHE, Charles vs Arkansas (02/27/13)
	9		O'BRYANT III, Johnny vs Alabama (02/23/13)
	9		O'BRYANT III, Johnny at Tennessee (02/19/13)
	9		O'BRYANT III, Johnny at Alabama (2/9/13)
	9		HICKEY, Anthony vs Missouri (01/30/13)
	9		O'BRYANT III, Johnny at Kentucky (1/26/13)
Field Goal Att.	22		O'BRYANT III, Johnny at Kentucky (1/26/13)
	19		HICKEY, Anthony at Missouri (3-2-13)
	19		O'BRYANT III, Johnny at South Carolina (2/14/13)
FG Pct (min 7 made)	.818	(9-11)	CARMOUCHE, Charles vs Arkansas (02/27/13)
	.727	(8-11)	CARMOUCHE, Charles vs Mississippi State (02/16/13)
	.684	(13-19)	O'BRYANT III, Johnny at South Carolina (2/14/13)
	.667	(8-12)	COLEMAN, Shavon vs Northwestern State (11/20/12)
3-Point FG Made	6		HICKEY, Anthony at Missouri (3-2-13)
	6		STRINGER, Andre at Marquette (12/22/12)
	5		CARMOUCHE, Charles at Missouri (3-2-13)
	5		CARMOUCHE, Charles vs Mississippi State (02/16/13)
	5		COLLINS, Corban at Boise State (12/14/12)
3-Point FG Att.	14		HICKEY, Anthony at Missouri (3-2-13)
	11		HICKEY, Anthony vs South Carolina (01/16/13)
	11		CARMOUCHE, Charles at Auburn (01-09-13)
3-Pt FG Pct (min 3 made)	1.000	(3-3)	STRINGER, Andre vs Alabama (02/23/13)
	.800	(4-5)	STRINGER, Andre vs Missouri (01/30/13)
	.750	(3-4)	STRINGER, Andre at Kentucky (1/26/13)
	.625	(5-8)	CARMOUCHE, Charles at Missouri (3-2-13)
	.625	(5-8)	CARMOUCHE, Charles vs Mississippi State (02/16/13)
	.625	(5-8)	COLLINS, Corban at Boise State (12/14/12)
Free Throws Made	11		CARMOUCHE, Charles vs Northwestern State (11/20/12)
	8		COLEMAN, Shavon vs Bethune-Cookman (01/05/13)
	8		CARMOUCHE, Charles at Marquette (12/22/12)
	8		HICKEY, Anthony vs Northwestern State (11/20/12)
Free Throw Att.	15		CARMOUCHE, Charles vs Northwestern State (11/20/12)
	11		O'BRYANT III, Johnny vs Missouri (01/30/13)
	10		HICKEY, Anthony vs Northwestern State (11/20/12)
FT Pct (min 5 made)	1.000	(8-8)	COLEMAN, Shavon vs Bethune-Cookman (01/05/13)
	1.000	(6-6)	STRINGER, Andre vs Missouri (01/30/13)
	.889	(8-9)	CARMOUCHE, Charles at Marquette (12/22/12)
	.833	(5-6)	COLEMAN, Shavon at Alabama (2/9/13)
	.833	(5-6)	COLEMAN, Shavon vs Houston Baptist (12/28/12)
	.833	(5-6)	STRINGER, Andre vs Seton Hall (11/29/12)
Rebounds	14		O'BRYANT III, Johnny at Georgia (01/19/13)
	13		COLEMAN, Shavon vs Houston Baptist (12/28/12)
	13		O'BRYANT III, Johnny at UC Irvine (12/18/12)
	12		O'BRYANT III, Johnny at Mississippi State (02-02-13)
	12		O'BRYANT III, Johnny at Kentucky (1/26/13)



	12	COLEMAN, Shavon vs Bethune-Cookman (01/05/13)
Assists	10	CARMOUCHE, Charles at Marquette (12/22/12)
	8	O'BRYANT III, Johnny vs Mississippi State (02/16/13)
	8	CARMOUCHE, Charles at South Carolina (2/14/13)
	7	HICKEY, Anthony vs Alabama (02/23/13)
	7	CARMOUCHE, Charles at Kentucky (1/26/13)
	7	CARMOUCHE, Charles at Auburn (01-09-13)
	7	CARMOUCHE, Charles vs Seton Hall (11/29/12)
Steals	8	HICKEY, Anthony vs Texas A&M (01/23/13)
	7	HICKEY, Anthony vs UC Santa Barbara (11/09/12)
	6	HICKEY, Anthony vs Seton Hall (11/29/12)
	5	HICKEY, Anthony vs Alabama (02/23/13)
	5	HICKEY, Anthony at Georgia (01/19/13)
	5	MORGAN, Malik vs Northwestern State (11/20/12)
	5	HICKEY, Anthony vs Northwestern State (11/20/12)
Blocked Shots	4	COLEMAN, Shavon vs Houston Baptist (12/28/12)
	4	DEL PIERO, Andrew vs Houston Baptist (12/28/12)
	3	COLEMAN, Shavon at Texas A&M (03/06/13)
	3	DEL PIERO, Andrew vs Mississippi State (02/16/13)
	3	DEL PIERO, Andrew vs Chattanooga (12/11/12)
	3	O'BRYANT III, Johnny vs Chattanooga (12/11/12)
	3	DEL PIERO, Andrew vs Mississippi Valley State (11/24/12)
Turnovers	6	O'BRYANT III, Johnny at Boise State (12/14/12)
	5	O'BRYANT III, Johnny at Texas A&M (03/06/13)
	5	HICKEY, Anthony vs Alabama (02/23/13)
	5	O'BRYANT III, Johnny at Alabama (2/9/13)
	5	HICKEY, Anthony vs Vanderbilt (02/06/13)
	5	O'BRYANT III, Johnny vs Texas A&M (01/23/13)
	5	O'BRYANT III, Johnny at Georgia (01/19/13)
	5	HICKEY, Anthony vs South Carolina (01/16/13)
	5	STRINGER, Andre vs Bethune-Cookman (01/05/13)
	5	LUDWIG, Eddie vs Northwestern State (11/20/12)
Fouls	5	CARMOUCHE, Charles vs Alabama (02/23/13)
	5	MORGAN, Malik at Tennessee (02/19/13)
	5	O'BRYANT III, Johnny at Tennessee (02/19/13)
	5	MORGAN, Malik at Alabama (2/9/13)
	5	COLEMAN, Shavon at Alabama (2/9/13)
	5	O'BRYANT III, Johnny at Mississippi State (02-02-13)
	5	COLEMAN, Shavon at Mississippi State (02-02-13)
	5	COLEMAN, Shavon at Georgia (01/19/13)
	5	MORGAN, Malik at Georgia (01/19/13)
	5	O'BRYANT III, Johnny vs South Carolina (01/16/13)
	5	O'BRYANT III, Johnny at Marquette (12/22/12)
	5	O'BRYANT III, Johnny at Boise State (12/14/12)
	5	O'BRYANT III, Johnny vs Northwestern State (11/20/12)

## 2012-13 LSU Men's Basketball Game Boxscores

### Game 1 -- LSU 77, UCSB 63

11/09/12 -- at Maravich Center (Baton Rouge, La.)

UCSB	FG-A	3FG-A	FT-A	REB	PF	PTS	A	TO	BLK	STL	MIN
WILLIAMS, Alan F	5-8	0-0	4-6	6	4	14	0	4	2	1	21
BROWN, Taran F	1-10	0-5	1-2	1	1	3	2	5	1	1	27
GARTH, Nate G	0-2	0-0	2-2	3	0	2	0	1	0	1	17
BOSWELL, Kyle G	6-9	3-6	2-4	1	2	17	0	1	0	0	27
THOMAS, Lewis G	1-3	0-1	0-0	6	3	2	1	6	0	0	19
DUNKLIN, Dalante	1-4	0-1	4-6	3	1	6	0	1	0	0	15
WALKER, Amahd	1-4	0-0	1-1	1	0	3	0	0	0	1	6
TAYLOR, T. J.	0-0	0-0	0-0	1	0	0	1	1	0	0	11
BREWE, Mitch	0-1	0-0	2-2	2	0	2	2	0	0	0	7
BRYSON, Michael	4-8	2-6	0-0	4	4	10	0	2	1	0	20
MOORE, Shawn	0-0	0-0	1-2	1	0	1	1	1	0	0	7
DaRe, Duke	0-0	0-0	2-2	4	3	2	0	1	0	0	12
BEELER, Sam	0-2	0-0	1-2	3	1	1	0	0	0	2	11
TEAM				5							
Totals	19-51	5-19	20-29	41	19	63	7	23	4	6	200

FG% 1st half	10-27	37.0%	2nd half:	9-24	37.5%	Game:	37.3%	DB
3FG% 1st half	4-13	30.8%	2nd half:	1-6	16.7%	Game:	26.3%	REB
FT% 1st half	8-12	66.7%	2nd half:	12-17	70.6%	Game:	69.0%	4

LSU	FG-A	3FG-A	FT-A	REB	PF	PTS	A	TO	BLK	STL	MIN
O'BRYANT III, J. F	6-10	1-3	0-1	8	1	13	0	1	0	1	11
LUDWIG, Eddie F	1-5	0-0	3-9	7	3	5	1	3	0	0	26
CARMOUCHE, C. G	6-10	2-5	2-2	4	2	16	1	1	1	2	23
COLLINS, Corban G	0-0	0-0	0-0	1	1	0	0	1	0	0	11
MORGAN, Malik G	4-7	1-3	1-2	6	3	10	2	1	1	3	23
HICKEY, Anthony	2-7	2-5	0-0	1	1	6	6	0	0	7	28
COURTNEY, Jalen	1-4	0-1	0-0	5	3	2	0	1	0	0	12
COLEMAN, Savon	3-8	0-0	0-4	4	1	6	2	1	2	3	28
STRINGER, Andre	3-8	2-6	1-1	1	0	9	2	1	0	0	13
HAMMINK, Shane	4-8	2-3	0-1	1	2	10	1	1	0	0	20
JACKSON, Dave	0-0	0-0	0-0	0	2	0	0	1	0	0	1
WILLIAMS, Mychal	0-0	0-0	0-0	0	0	0	0	0	0	0	1
BADEAUX, Joshua	0-0	0-0	0-0	0	0	0	0	0	0	0	1
DEL PIERO, Andrew	0-0	0-0	0-0	0	1	0	0	1	0	0	2
TEAM				2							
Totals	30-67	10-26	7-20	40	20	77	15	13	4	16	200

FG% 1st half	17-34	50.0%	2nd half:	13-33	39.4%	Game:	44.8%	DB
3FG% 1st half	5-12	41.7%	2nd half:	5-14	35.7%	Game:	38.5%	REB
FT% 1st half	2-11	18.2%	2nd half:	5-9	55.6%	Game:	35.0%	6

Officials: Tony Greene, Tony Henderson, Vladimir Voyard-Tadal  
Attendance: 6,966

UC Santa Barbara	32	31	63
LSU	41	36	77

### Game 2 -- LSU 73, McNeese State 48

11/13/12 -- at Maravich Center (Baton Rouge, La.)

MCNEESE	FG-A	3FG-A	FT-A	REB	PF	PTS	A	TO	BLK	STL	MIN
FIELDS, Adrian F	0-7	0-4	2-2	4	4	2	0	2	0	1	22
GUIDRY, Desharick F	2-9	0-1	3-3	6	3	7	0	4	1	3	21
MITCHELL, Jeremie G	0-6	0-3	4-6	1	2	4	0	2	0	2	29
CANNON, Dontae G	4-10	0-1	0-2	1	0	8	0	1	0	1	31
HARDY, Kevin G	7-13	0-1	4-5	4	3	18	1	3	4	3	35
JOHNSON, Shaun	0-1	0-1	0-0	1	1	0	0	0	0	1	10
WELLS, Jordan	1-4	0-1	3-3	1	3	5	0	2	1	0	18
REGIS, Brandon	0-0	0-0	0-0	2	0	0	0	1	0	2	6
LEWIS, Austin	2-4	0-0	0-0	3	2	4	0	1	2	1	16
KPAN, Pete	0-0	0-0	0-2	2	1	0	0	2	0	0	12
TEAM				6							
Totals	16-54	0-12	16-23	31	19	48	1	18	8	14	200

FG% 1st half	8-24	33.3%	2nd half:	8-30	26.7%	Game:	29.6%	DB
3FG% 1st half	0-4	0.0%	2nd half:	0-8	0.0%	Game:	0.0%	REB
FT% 1st half	6-9	66.7%	2nd half:	10-14	71.4%	Game:	69.6%	2

LSU	FG-A	3FG-A	FT-A	REB	PF	PTS	A	TO	BLK	STL	MIN
COLEMAN, Savon F	10-16	2-3	3-6	10	3	25	1	2	2	1	31
LUDWIG, Eddie F	1-2	0-0	2-4	3	3	4	2	2	0	2	19
CARMOUCHE, C. G	1-6	1-3	0-0	2	1	3	1	1	0	2	19
HICKEY, Anthony G	3-7	3-7	0-0	4	1	9	6	1	0	1	23
MORGAN, Malik G	2-4	0-1	0-1	5	2	4	3	2	1	0	20
COURTNEY, Jalen	1-1	0-0	3-3	7	2	5	1	3	0	0	17
COLLINS, Corban	2-7	0-1	0-0	3	1	4	1	4	0	1	17
STRINGER, Andre	2-6	2-5	0-0	0	4	6	1	1	1	0	18
HAMMINK, Shane	2-3	1-2	1-2	4	1	6	2	0	0	0	19
JACKSON, Dave	0-0	0-0	0-0	0	0	0	0	0	0	1	3
WILLIAMS, Mychal	0-0	0-0	0-0	0	0	0	0	0	0	1	3
BADEAUX, Joshua	0-1	0-0	0-0	1	1	0	0	0	0	0	3
DEL PIERO, Andrew	2-6	0-0	3-6	4	1	7	0	2	1	1	8
TEAM				7							
Totals	26-59	9-22	12-22	50	20	73	18	19	5	10	200

FG% 1st half	16-33	48.5%	2nd half:	10-26	38.5%	Game:	44.1%	DB
3FG% 1st half	5-15	33.3%	2nd half:	4-7	57.1%	Game:	40.9%	REB
FT% 1st half	1-6	16.7%	2nd half:	11-16	68.8%	Game:	54.5%	5

Officials: Anthony Jordan, Ron Groover, Keith Kimble  
Attendance: 6776

McNeese	22	26	48
LSU	38	35	73

### Game 3 -- LSU 102, Northwestern State 95

11/20/12 -- at Maravich Center (Baton Rouge, La.)

NORTHWESTERN ST.	FG-A	3FG-A	FT-A	REB	PF	PTS	A	TO	BLK	STL	MIN
HULBIN, James F	9-12	3-4	8-12	6	4	29	1	2	0	1	27
FRAZIER, Marvin C	0-4	0-1	0-0	3	4	0	0	0	2	0	12
DAVIS, Shamir G	2-7	0-2	3-4	2	5	7	1	4	0	3	28
WEST, Jalen G	3-9	2-4	6-6	6	5	14	2	4	0	3	26
ROBERSON, Gary G	2-3	0-1	0-0	1	2	4	1	2	0	0	17
ROBINSON, Patrick	0-1	0-0	0-0	1	5	0	0	1	0	1	14
KILLIAN, Matt	0-0	0-0	0-0	0	1	0	0	0	0	0	0+
WHITE, Brison	3-7	1-2	1-2	1	2	8	4	0	1	2	22
HICKS, DeQuan	12-18	0-0	4-5	7	4	28	1	4	0	2	27
EVANS, O. J.	1-2	0-0	1-2	4	0	3	0	3	0	0	12
STEWART, Gary	0-2	0-2	2-4	2	2	2	1	1	0	0	15
TEAM				2							
Totals	32-65	6-16	25-35	35	34	95	11	21	3	12	200

FG% 1st half	11-27	40.7%	2nd half:	21-38	55.3%	Game:	49.2%	DB
3FG% 1st half	1-4	25.0%	2nd half:	5-12	41.7%	Game:	37.5%	REB
FT% 1st half	15-21	71.4%	2nd half:	10-14	71.4%	Game:	25.35%	3

LSU	FG-A	3FG-A	FT-A	REB	PF	PTS	A	TO	BLK	STL	MIN
O'BRYANT III, J. F	6-11	0-1	1-3	6	5	13	1	2	0	0	19
LUDWIG, Eddie F	1-3	0-0	2-4	7	4	4	0	5	0	0	22
CARMOUCHE, C. G	3-5	2-4	11-15	3	1	19	4	2	0	3	29
HICKEY, Anthony G	5-13	3-7	8-10	7	3	21	6	4	0	5	34
MORGAN, Malik G	3-9	0-4	0-3	4	2	6	2	1	0	5	21
COLLINS, Corban	1-1	0-0	1-2	0	2	3	1	0	0	0	6
COLEMAN, Savon	8-12	2-3	4-8	7	4	22	0	2	0	0	28
STRINGER, Andre	3-7	2-4	1-4	3	1	9	1	2	0	1	20
HAMMINK, Shane	0-3	0-2	1-2	3	2	1	1	2	0	0	15
DEL PIERO, Andrew	2-2	0-0	0-0	2	4	4	0	1	1	0	6
TEAM				6							
Totals	32-66	9-25	29-51	48	28	102	16	21	1	14	200

FG% 1st half	19-38	50.0%	2nd half:	13-28	46.4%	Game:	48.5%	DB
3FG% 1st half	7-16	43.8%	2nd half:	2-9	22.2%	Game:	36.0%	REB
FT% 1st half	7-13	53.8%	2nd half:	22-38	57.9%	Game:	56.9%	1,3

Officials: Antinio Petty, Lee Cassell, Earnie Pheal  
Attendance: 7018

Northwestern	38	57	95
LSU	52	50	102

### Game 4 -- LSU 75, Mississippi Valley State 50

11/24/12 -- at Maravich Center (Baton Rouge, La.)

MISSISSIPPI VALLEY	FG-A	3FG-A	FT-A	REB	PF	PTS	A	TO	BLK	STL	MIN
RALLING, Blake F	5-12	5-9	0-0	5	3	15	1	2	0	2	36
FRANCIS, Julius C	4-10	1-1	0-0	3	3	9	1	3	0	0	25
USHER, Davon G	6-17	3-7	1-5	6	0	16	0	3	0	2	36
SMITH, Matt G	0-2	0-0	2-4	6	3	2	1	1	1	1	21
MARSHALL, Darryl G	0-9	0-4	0-0	1	2	0	1	4	0	1	26
DOBBS, Cameron	1-4	1-3	1-2	0	3	4	0	0	0	0	18
SAMPLES, Cordarius	0-0	0-0	0-0	0	0	0	0	0	0	0	2
BRANDT, Nate	1-2	0-0	0-0	1	1	2	0	0	0	0	3
FRAMERY, Arthur	0-0	0-0	0-0	0	0	0	0	0	0	0	0
TOMLIN, Darius	0-4	0-1	2-4	2	1	2	3	4	0	2	23
HOLLEY, Montreal	0-0	0-0	0-0	1	2	0	0	0	0	2	9
TEAM				4							
Totals	17-60	10-25	6-15	29	18	50	7	17	1	10	200

FG% 1st half	9-30	30.0%	2nd half:	8-30	26.7%	Game:	28.3%	DB
3FG% 1st half	3-9	33.3%	2nd half:	7-16	43.8%			

### Game 5 -- LSU 72, Seton Hall 67

11/29/12 -- at Maravich Center (Baton Rouge, La.)

SETON HALL	FG-A	3FG-A	FT-A	REB	PF	PTS	A	TO	BLK	STL	MIN
TEAGUE, Eugene C	5-10	0-0	4-6	6	2	14	0	5	1	0	36
MAAYAN, Tom G	0-0	0-0	0-1	4	2	0	4	5	0	2	26
COSBY, Aaron G	5-10	2-6	1-1	4	4	13	4	6	0	2	30
OLIVER, Brian G	4-8	3-6	2-2	7	3	13	0	5	0	0	22
EDWIN, Fuquan G	3-5	1-1	0-0	6	5	7	3	3	0	2	28
MOBLEY, Brandon	6-13	3-5	2-2	5	3	17	0	2	1	1	23
SMYTH, Kyle	1-2	1-2	0-0	1	1	3	0	0	1	2	23
KARLIS, Harals	0-1	0-1	0-0	0	0	0	0	0	0	0	8
GERAMIPOOR, Aaron	0-0	0-0	0-2	0	1	0	0	0	0	1	4
TEAM				2							
Totals	24-49	10-21	9-14	35	21	67	11	26	3	10	200

FG% 1st half	13-28	46.4%	2nd half:	11-21	52.4%	Game:	49.0%	DB
3FG% 1st half	4-10	40.0%	2nd half:	6-11	54.5%	Game:	47.6%	REB
FT% 1st half	5-5	100.0%	2nd half:	4-9	44.4%	Game:	64.3%	2

LSU	FG-A	3FG-A	FT-A	REB	PF	PTS	A	TO	BLK	STL	MIN
O'BRYANT III, J. F	5-11	0-0	3-5	11	2	13	1	2	1	0	33
HAMMINK, Shane F	1-2	0-1	1-3	2	0	3	0	1	0	0	6
DEL PIERO, Andre C	1-2	0-0	0-0	2	0	2	0	1	1	0	8
CARMOUCHE, C. G	2-6	0-4	4-4	4	4	8	7	3	0	4	25
HICKEY, Anthony G	3-12	1-6	3-5	5	3	10	2	1	0	6	38
COURTNEY, Jalen	0-1	0-0	0-0	0	1	0	0	0	0	0	5
COLLINS, Corban	0-1	0-0	0-0	0	0	0	0	1	0	0	3
COLEMAN, Shavon	8-14	0-1	2-4	6	1	18	1	3	2	3	32
STRINGER, Andre	2-10	1-6	5-6	2	1	10	2	2	0	2	34
MORGAN, Malik	3-4	2-2	0-0	2	2	8	0	1	0	1	16
TEAM				3							
Totals	25-63	4-20	18-27	37	14	72	13	15	4	16	200

FG% 1st half	11-34	32.4%	2nd half:	14-29	48.3%	Game:	39.7%	DB
3FG% 1st half	1-11	9.1%	2nd half:	3-9	33.3%	Game:	20.0%	REB
FT% 1st half	4-8	50.0%	2nd half:	14-19	73.7%	Game:	66.7%	3

Officials: Doug Shows, Joe Lindsay, Michael Stephens  
Attendance: 7295

Seton Hall	35	32	67
LSU	27	45	72

### Game 6 -- LSU 80, Chattanooga 67

12/11/12 -- at Maravich Center (Baton Rouge, La.)

CHATTANOOGA	FG-A	3FG-A	FT-A	REB	PF	PTS	A	TO	BLK	STL	MIN
ZLOVARIC, Drazen F	1-7	0-0	0-0	3	4	2	1	0	0	0	21
MASON, Z.	8-14	3-6	3-4	6	1	22	2	0	1	1	29
WHITE, Ronrico G	6-12	3-5	2-2	2	1	17	1	2	0	1	28
MCGHEE, Gee G	3-9	3-5	1-4	3	0	10	5	4	0	1	28
JONES, Casey G	1-4	0-0	0-0	5	1	2	0	3	1	2	23
WATSON, Sam	0-0	0-0	0-0	4	3	0	0	1	1	0	14
BAREIKA, Martynas	2-4	0-0	0-1	1	1	4	0	1	0	1	11
BRAN, Alex	0-0	0-0	0-0	0	0	0	0	0	0	0	1
ROBERTSON, Eric	1-4	0-2	0-0	2	4	2	0	1	1	1	11
COBB, Farad	2-9	0-6	0-0	6	1	4	2	2	0	1	23
BRYANT, Jared	1-4	0-0	2-2	1	1	4	0	1	0	0	11
TEAM				6							
Totals	25-67	9-24	8-13	39	17	67	11	15	4	8	200

FG% 1st half	11-34	32.4%	2nd half:	14-33	42.4%	Game:	37.3%	DB
3FG% 1st half	5-13	38.5%	2nd half:	4-11	36.4%	Game:	37.5%	REB
FT% 1st half	3-4	75.0%	2nd half:	5-9	55.6%	Game:	61.5%	2

LSU	FG-A	3FG-A	FT-A	REB	PF	PTS	A	TO	BLK	STL	MIN
O'BRYANT III, J. F	7-14	1-1	3-6	10	2	18	1	4	3	1	28
DEL PIERO, Andre C	3-3	0-0	1-3	4	1	7	0	3	3	0	16
CARMOUCHE, C. G	3-4	1-1	2-3	3	2	9	3	3	0	2	14
STRINGER, Andre G	7-14	4-8	0-0	2	3	18	4	3	0	3	33
MORGAN, Malik G	2-7	1-4	2-4	8	2	7	2	1	0	4	29
COURTNEY, Jalen	0-1	0-0	0-0	1	1	0	0	0	0	0	6
COLLINS, Corban	4-10	2-4	1-2	3	0	11	3	1	0	0	24
COLEMAN, Shavon	3-7	0-0	2-2	8	1	8	1	1	1	1	25
HAMMINK, Shane	0-2	0-1	0-0	4	3	0	4	1	0	1	17
LUDWIG, Eddie	1-1	0-0	0-0	1	1	2	1	0	0	0	6
JACKSON, Dave	0-0	0-0	0-0	0	0	0	0	0	0	0	1
BADEAUX, Joshua	0-0	0-0	0-0	0	0	0	0	0	0	0	1
TEAM				2							
Totals	30-63	9-19	11-20	46	16	80	19	18	7	12	200

FG% 1st half	16-32	50.0%	2nd half:	14-21	45.2%	Game:	47.6%	DB
3FG% 1st half	5-11	45.5%	2nd half:	4-8	50.0%	Game:	47.4%	REB
FT% 1st half	5-9	55.6%	2nd half:	6-11	54.5%	Game:	55.0%	1.1

Officials: Doug Shows, Ted Valentine, Doug Sirmons  
Attendance: 6760

Chattanooga	30	37	67
LSU	42	38	80

### Game 7 -- Boise State 89, LSU 70

12/14/12 -- at Boise, Idaho (Taco Bell Arena)

LSU	FG-A	3FG-A	FT-A	REB	PF	PTS	A	TO	BLK	STL	MIN
O'BRYANT III, J. F	6-8	0-0	3-4	5	5	15	0	6	1	0	22
DEL PIERO, Andre C	3-3	0-0	0-1	5	3	6	0	1	2	0	23
CARMOUCHE, C. G	1-6	0-4	1-2	2	1	3	5	1	1	3	20
STRINGER, Andre G	1-10	1-6	2-2	1	3	5	4	3	0	1	31
MORGAN, Malik G	2-3	2-3	0-0	1	4	6	3	1	1	1	21
HICKEY, Anthony	1-6	1-4	0-0	0	2	3	2	1	0	2	13
COURTNEY, Jalen	0-1	0-0	0-0	0	1	0	0	0	0	0	2
COLLINS, Corban	6-11	5-8	2-2	1	1	19	1	2	0	0	19
COLEMAN, Shavon	5-9	1-3	0-0	7	3	11	0	2	0	0	30
HAMMINK, Shane	1-2	0-1	0-0	3	3	2	1	3	0	1	19
TEAM				2							
Totals	26-59	10-29	8-11	27	26	70	16	20	5	8	200

FG% 1st half	12-28	42.9%	2nd half:	14-31	45.2%	Game:	44.1%	DB
3FG% 1st half	5-15	33.3%	2nd half:	5-14	35.7%	Game:	34.5%	REB
FT% 1st half	1-2	50.0%	2nd half:	7-9	77.8%	Game:	72.7%	2

BOISE STATE	FG-A	3FG-A	FT-A	REB	PF	PTS	A	TO	BLK	STL	MIN
WATKINS, Ryan F	5-11	0-0	2-2	17	3	12	0	1	0	2	29
MARKS, Derrick G	5-13	1-1	12-12	6	2	23	6	4	0	4	36
DRMIC, Anthony G	12-18	6-10	4-8	3	3	34	0	2	1	1	34
ELORRIAGA, Jeff G	2-6	1-5	1-2	4	2	6	2	1	0	4	36
HADZIOMEROVIC, I. G	2-4	0-1	1-4	6	3	5	5	4	0	1	34
THOMPSON, Mikey	0-2	0-0	0-0	2	0	0	0	2	0	0	9
HANSTAD, Joe	0-0	0-0	0-0	0	0	0	0	0	0	0	1
BROPLEH, Thomas	1-4	0-2	1-1	0	0	3	0	0	1	0	10
HAMILTON, Darrious	0-1	0-0	0-0	3	0	0	0	1	0	0	1
BUCKNER, Kenny	2-4	0-0	2-2	1	2	6	0	2	0	1	10
TEAM				2							
Totals	29-63	8-19	23-31	44	15	89	13	17	2	13	200

FG% 1st half	15-34	44.1%	2nd half:	14-29	48.3%	Game:	46.0%	DB
3FG% 1st half	4-10	40.0%	2nd half:	4-9	44.4%	Game:	42.1%	REB
FT% 1st half	9-11	81.8%	2nd half:	14-20	70.0%	Game:	74.2%	5

Officials: Scott Thornley, David Hall, Kelly Self  
Attendance: 11,210

LSU	30	40	70
Boise State	43	46	89

### Game 8 -- LSU 66, UCI 60

12/18/12 -- at Irvine, Calif. (Bren Events Center)

LSU	FG-A	3FG-A	FT-A	REB	PF	PTS	A	TO	BLK	STL	MIN
O'BRYANT III, J. F	4-12	0-1	1-2	13	2	9	2	4	1	0	34
DEL PIERO, Andre C	0-0	0-0	0-0	3	0	0	0	1	2	0	10
CARMOUCHE, C. G	2-11	1-7	2-4	3	3	7	3	2	0	0	29
STRINGER, Andre G	7-14	3-8	2-3	0	0	19	2	0	0	0	32
COLLINS, Corban G	2-5	2-2	0-0	1	0	6	0	0	0	0	18
HICKEY, Anthony	4-7	2-5	0-1	3	2	10	2	0	0	2	21
COLEMAN, Shavon	6-15	0-2	1-2	11	2	13	2	1	0	4	32
HAMMINK, Shane	1-3	0-2	0-0	3	2	2	1	1	0	0	10
LUDWIG, Eddie	0-0	0-0	0-0	1	1						

## Game 9 -- Marquette 84, LSU 80

12/22/12 -- at Milwaukee, Wisc. (BMO Harris Bradley Center)

LSU	FG-A	3FG-A	FT-A	REB	PF	PTS	A	TO	BLK	STL	MIN
O'BRYANT III, J. F	7-17	0-0	0-0	5	5	14	3	1	0	0	32
DEL PIERO, Andre C	1-2	0-0	0-0	3	1	2	0	0	0	0	8
CARMOUCHE, C. G	3-8	1-3	8-9	4	2	15	10	4	0	3	32
STRINGER, Andre G	6-12	6-10	2-2	2	3	20	2	2	0	3	34
COLLINS, Corban G	0-0	0-0	0-0	0	0	0	0	1	0	1	8
HICKEY, Anthony	8-18	2-8	0-0	7	4	18	3	1	0	2	32
COLEMAN, Shavon	4-8	1-3	2-2	6	4	11	0	3	2	1	37
HAMMINK, Shane	0-2	0-1	0-0	1	0	0	0	1	0	1	11
LUDWIG, Eddie	0-0	0-0	0-0	0	2	0	0	1	0	0	2
MOGAN, Malik	0-1	0-1	0-0	0	0	0	0	0	0	0	4
TEAM				4							
Totals	29-68	10-26	12-13	32	21	80	18	14	2	11	200

FG% 1st half	12-36	33.3%	2nd half:	17-32	53.1%	Game:	42.6%	DB
3FG% 1st half	5-16	31.3%	2nd half:	5-10	50.0%	Game:	38.5%	REB
FT% 1st half	4-4	100.0%	2nd half:	8-9	88.9%	Game:	92.3%	2

MARQUETTE	FG-A	3FG-A	FT-A	REB	PF	PTS	A	TO	BLK	STL	MIN
ANDERSON, Juan F	0-2	0-1	0-0	3	0	0	1	0	0	0	12
OTULE, Chris C	1-2	0-0	2-2	7	2	4	0	0	0	0	19
CADDOGAN, Junior G	5-10	1-4	4-4	4	2	17	6	4	0	0	32
BLUE, Vander G	6-11	1-4	4-5	2	2	17	2	4	0	0	32
LOCKETT, Trent G	2-4	1-4	4-5	2	2	17	2	4	0	0	32
WILSON, Jamil	4-10	2-4	1-1	5	3	11	1	2	0	0	27
MAYO, Todd	0-4	0-4	2-2	0	1	2	1	1	0	2	12
WILSON, Derrick	2-2	0-0	0-0	0	0	4	0	0	0	0	8
THOMAS, Jake	1-4	1-4	0-0	1	0	3	3	1	0	1	10
TAYLOR, JR., Steve	0-0	0-0	0-0	0	0	0	0	0	0	0	2
GARDNER, Davante	5-6	0-0	9-9	3	3	19	0	1	0	5	21
TEAM				2							
Totals	27-55	6-22	24-25	33	16	84	15	16	0	9	200

FG% 1st half	17-33	51.5%	2nd half:	10-22	45.5%	Game:	49.1%	DB
3FG% 1st half	2-12	16.7%	2nd half:	4-10	40.0%	Game:	27.3%	REB
FT% 1st half	9-9	100.0%	2nd half:	15-16	93.8%	Game:	96.0%	2

Officials: John Cahill, Michael Stephens, Tim Clougherty  
Attendance: 14,309

LSU	33	47	80
Marquette	45	39	84
---			

## Game 10 -- LSU 75, Houston Baptist 58

12/28/12 -- at Maravich Center (Baton Rouge, La.)

HOUSTON BAPTIST	FG-A	3FG-A	FT-A	REB	PF	PTS	A	TO	BLK	STL	MIN
BERNARDI, ART F	2-14	0-2	0-0	1	2	4	0	0	2	0	14
SMITH, Marcel G	1-5	0-1	0-0	1	1	2	0	0	1	2	22
RUSSELL, Tyler G	5-13	0-1	5-6	1	1	15	4	2	1	1	34
WOMACK, Dauson G	2-6	0-0	1-2	8	4	5	1	1	1	0	25
CRAYTON, Caleb G	5-8	0-0	1-2	8	2	11	0	2	0	1	28
HARPER, James	2-5	0-2	0-0	1	3	4	0	1	1	0	8
THOMAS, Lamar	2-3	0-0	0-0	0	2	4	0	1	0	0	10
HILL, Anthony	0-3	0-1	0-0	0	1	0	1	1	0	0	12
LEWIS, Rob	0-2	0-0	4-4	2	2	4	0	2	0	1	13
TURNER, Mike	0-1	0-1	0-0	0	0	0	0	0	0	0	2
BOWDEN Dewayne	0-0	0-0	0-0	0	0	0	0	0	0	0	1
GALES, Spenser	0-2	0-0	1-2	4	1	1	1	2	1	0	14
JOYCE, Cody	3-4	0-0	2-3	7	2	8	0	0	1	0	17
TEAM				6							
Totals	22-66	0-8	14-19	39	21	58	9	12	7	4	200

FG% 1st half	9-34	26.5%	2nd half:	13-32	40.6%	Game:	33.3%	DB
3FG% 1st half	0-3	0.0%	2nd half:	0-5	0.0%	Game:	0.0%	REB
FT% 1st half	7-12	58.3%	2nd half:	7-7	100.0%	Game:	73.7%	2

LSU	FG-A	3FG-A	FT-A	REB	PF	PTS	A	TO	BLK	STL	MIN
COLEMAN, Shavon F	3-10	0-1	5-6	13	0	11	2	0	4	3	19
DEL PIERO, Andrew C	3-5	0-0	3-5	2	1	9	0	2	4	0	16
CARMOUCHE, C. G	4-6	1-2	0-0	4	2	9	2	1	1	2	14
COLLINS, Corban G	1-6	1-4	2-2	5	2	5	5	3	1	1	29
STRINGER, Andre G	5-10	1-3	0-0	2	2	11	2	3	0	1	31
COURTNEY, Jalen	5-9	0-0	1-2	7	4	11	0	0	2	0	23
HAMMINK, Shane	0-0	0-0	1-2	3	2	1	3	2	0	0	13
LUDWIG, Eddie	3-7	0-0	3-5	4	2	9	1	3	0	1	22
MORGAN, Malik	2-6	2-3	3-4	4	1	9	0	1	1	1	29
WILLIAMS, Mychal	0-1	0-0	0-0	1	1	0	0	0	0	0	2
BADEAUX, Joshua	0-0	0-0	0-0	0	0	0	0	0	0	0	2
TEAM				3							
Totals	26-60	5-13	18-26	48	17	75	15	15	13	9	200

FG% 1st half	12-29	41.4%	2nd half:	14-31	45.2%	Game:	43.3%	DB
3FG% 1st half	4-8	50.0%	2nd half:	1-5	20.0%	Game:	38.5%	REB
FT% 1st half	8-13	61.5%	2nd half:	10-13	76.9%	Game:	69.2%	2

Officials: Michael Roberts, Ron Groover, Glenn Tuitt  
Attendance: 7032

Houston Baptist	25	33	58
LSU	36	39	75

## Game 11 -- LSU 79 Bethune Cookman 63

1/5/13 -- at Maravich Center (Baton Rouge, La.)

BETHUNE COOKMAN	FG-A	3FG-A	FT-A	REB	PF	PTS	A	TO	BLK	STL	MIN
COLEMAN, Adrien F	9-16	0-0	6-11	7	4	24	1	4	0	0	37
SMITH, Alex F	4-7	0-0	2-4	10	3	10	0	1	7	6	30
SCOTLAND, Paul G	3-7	1-2	2-2	6	1	9	1	1	0	1	30
JOHNSON, Ricky G	1-5	1-2	2-2	3	4	5	1	5	0	1	30
STEWART, Brandon G	0-3	0-1	0-0	1	1	0	0	1	0	0	11
JACKSON, Malik	0-0	0-0	0-0	0	0	0	0	0	0	0	1
BRYANT, Javoris	1-6	0-0	5-5	3	2	7	1	0	0	2	23
MACK, Marc	1-3	0-0	0-0	1	1	2	0	1	0	0	9
DUKES, Kevin	2-10	2-8	0-0	1	1	6	0	1	0	2	29
TEAM				1							
Totals	21-57	4-13	17-24	33	18	63	4	15	7	12	200

FG% 1st half	6-25	24.0%	2nd half:	15-32	46.9%	Game:	36.8%	DB
3FG% 1st half	1-3	33.3%	2nd half:	3-10	30.0%	Game:	30.8%	REB
FT% 1st half	17-19	89.5%	2nd half:	0-5	0.0%	Game:	70.8%	2

LSU	FG-A	3FG-A	FT-A	REB	PF	PTS	A	TO	BLK	STL	MIN
COLEMAN, Shavon F	3-6	0-0	8-8	12	3	14	1	2	0	1	36
DEL PIERO, Andrew C	5-10	0-0	0-0	3	1	10	0	0	2	0	21
CARMOUCHE, C. G	6-10	3-7	2-2	7	4	17	5	4	0	4	25
COLLINS, Corban G	0-1	0-0	1-2	3	1	1	2	2	0	0	12
STRINGER, Andre G	3-6	2-3	0-0	3	2	8	3	5	0	0	34
HICKEY, Anthony	6-11	2-7	0-2	2	2	14	3	1	0	4	28
O'BRYANT III, Johnny	1-3	0-0	0-0	0	1	2	0	1	0	0	5
COURTNEY, Jalen	2-3	0-0	1-3	3	0	5	1	0	1	1	14
HAMMINK, Shane	1-3	0-1	0-0	1	1	2	2	1	1	0	16
LUDWIG, Eddie	3-3	0-0	0-0	1	0	6	0	0	0	0	4
MORGAN, Malik	0-1	0-1	0-0	0	2	0	1	0	1	0	5
TEAM				3							
Totals	30-57	7-19	12-17	38	17	79	18	16	5	10	200

FG% 1st half	16-27	59.3%	2nd half:	14-30	46.7%	Game:	52.6%	DB
3FG% 1st half	3-8	37.5%	2nd half:	4-11	36.4%	Game:	36.8%	REB
FT% 1st half	3-5	60.0%	2nd half:	9-12	75.0%	Game:	70.6%	2

Officials: Mike Nance, Ron Groover, Lee Cassell  
Technical Fouls: BC -- Johnson, Stewart; TEAM. LSU -- Carmouche  
Attendance: 6462

Bethune Cookman	30	33	63
LSU	38	41	79
---			

## Game 12 -- Auburn 68, LSU 63

1/9/13 -- at Auburn Arena, Auburn, Ala.

LSU	FG-A	3FG-A	FT-A	REB	PF	PTS	A	TO	BLK	STL	MIN
O'BRYANT III, J. F	3-8	0-1	0-0	7	4	6	0	4	1	0	25
DEL PIERO, Andrew C	2-4	0-0	0-0	6	1	4	1	0	2	0	13
CARMOUCHE, C. G	5-16	4-11	1-3	6	3	15	7	3	0	1	32
STRINGER, Andre G	5-11	3-6	0-0	1	2	13	0	0	0	1	33
HICKEY, Anthony G	6-13	1-4	0-1	5	4	13	4	1	0	3	37

### Game 13 -- Florida 74, LSU 52

1/12/13 -- at Maravich Center (Baton Rouge, La.)

FLORIDA	FG-A	3FG-A	FT-A	REB	PF	PTS	A	TO	BLK	STL	MIN
PRATHER, Casey F	3-5	0-0	0-0	2	0	6	1	0	0	0	13
MURPHY, Erik F	5-13	2-7	0-0	7	5	12	3	2	1	1	24
YOUNG, Patric C	5-9	0-0	4-8	7	2	14	1	3	0	0	30
BOYNTON, Kenny G	7-13	4-8	2-4	7	3	20	2	1	0	1	35
WILBEKIN, Scottie G	3-10	1-3	0-0	5	1	7	3	2	0	2	36
GRAHAM, Dillon	0-2	0-1	0-0	1	0	0	0	0	0	0	6
YEGUETE, Will	4-6	0-1	2-3	13	1	10	0	2	0	0	25
FRAZIER II, Michael	1-5	1-3	2-2	7	3	5	3	1	0	0	31
TEAM				4							
Totals	28-63	8-23	10-17	53	15	74	13	11	1	4	200

FG% 1st half	12-33	36.4%	2nd half:	16-30	53.3%	Game:	44.4%	DB
3FG% 1st half	3-12	25.0%	2nd half:	5-11	45.5%	Game:	34.8%	REB
FT% 1st half	2-7	28.6%	2nd half:	8-10	80.0%	Game:	58.8%	2

LSU	FG-A	3FG-A	FT-A	REB	PF	PTS	A	TO	BLK	STL	MIN
O'BRYANT III, J. F	1-8	0-1	0-0	5	2	2	1	1	0	0	14
DEL PIERO, Andrew C	3-7	0-0	1-3	5	2	7	0	0	0	0	33
CARMOUCHE, C. G	1-6	1-5	0-0	6	4	3	2	1	0	0	28
HICKEY, Anthony G	6-12	3-8	0-0	3	3	15	4	0	1	4	29
STRINGER, Andre G	3-9	0-2	0-0	2	3	6	3	3	0	0	31
COURTNEY, Jalen	0-1	0-0	1-2	2	1	1	0	1	0	0	11
COLLINS, Corban	0-0	0-0	1-2	1	0	1	0	0	0	0	4
COLEMAN, Shavon	5-13	1-4	0-0	5	0	11	1	1	2	0	23
HAMMINK, Shane	0-1	0-0	0-0	0	0	0	0	0	0	0	2
MORGAN, Malik	2-8	1-4	1-3	5	2	6	0	0	2	3	25
TEAM				0							
Totals	21-65	6-24	4-10	34	17	52	11	8	5	7	200

FG% 1st half	8-27	29.6%	2nd half:	13-38	34.2%	Game:	32.3%	DB
3FG% 1st half	2-9	22.2%	2nd half:	4-15	26.7%	Game:	25.0%	REB
FT% 1st half	2-6	33.3%	2nd half:	2-4	50.0%	Game:	40.0%	3

Officials: Mike Kitts, John Hampton, Steven Anderson  
Attendance: 9964

Florida	29	45	74
LSU	20	32	52
---			

### Game 14 -- South Carolina 82, LSU 73 (OT)

1/16/13 -- at Maravich Center (Baton Rouge, La.)

SOUTH CAROLINA	FG-A	3FG-A	FT-A	REB	PF	PTS	A	TO	BLK	STL	MIN
CHATKEVICIUS, L. F	3-4	0-0	0-0	2	2	6	1	1	1	0	12
RICHARDSON, B. G	0-0	0-0	0-0	0	0	0	0	0	0	0	2
SMITH, Eric G	1-5	0-1	3-4	0	0	5	1	2	0	1	36
ELLINGTON, Bruce G	3-12	0-2	1-4	2	1	7	1	3	1	3	38
JACKSON, Lakeem G	5-6	0-0	1-2	11	0	11	4	1	0	1	38
WILLIAMS, Brenton	3-13	1-7	9-10	1	3	16	2	4	0	1	36
CARRERA, Michael	7-10	0-1	9-10	10	4	23	0	1	0	0	24
KACINAS, Mindaugas	1-3	0-2	1-2	2	2	3	0	1	0	0	16
LEONARD, Damien	0-1	0-0	0-0	0	0	0	0	0	0	0	2
SLAWSON, R. J.	3-4	1-1	4-5	5	4	11	0	1	0	0	21
TEAM				3							
Totals	26-58	2-14	28-37	36	16	82	9	15	2	6	225

FG% 1st half	12-28	42.9%	2nd half:	12-26	46.2%	OT: 2-4	50.0%	Gm: 44.4%	DB
3FG% 1st half	2-9	22.2%	2nd half:	0-4	0.0%	OT: 0-1	0.0%	Gm: 34.8%	REB
FT% 1st half	9-12	75.0%	2nd half:	10-15	66.7%	OT: 9-10	90.0%	Gm: 58.8%	2

LSU	FG-A	3FG-A	FT-A	REB	PF	PTS	A	TO	BLK	STL	MIN
O'BRYANT III, J. F	4-9	0-1	1-2	6	5	9	0	4	1	1	23
DEL PIERO, Andrew C	1-3	0-0	5-7	5	1	7	1	1	0	1	29
CARMOUCHE, C. G	3-6	3-5	4-4	1	4	13	5	2	0	2	37
HICKEY, Anthony G	7-17	4-11	0-0	7	4	18	4	5	0	2	35
STRINGER, Andre G	4-13	0-5	1-1	2	4	9	1	1	0	1	29
COURTNEY, Jalen	1-2	0-0	0-0	4	2	2	0	3	0	0	17
COLLINS, Corban	1-2	0-0	0-0	0	0	2	0	4	0	0	7
COLEMAN, Shavon	2-5	0-0	2-2	7	4	6	0	1	1	0	21
MORGAN, Malik	3-7	1-5	0-0	5	2	7	4	0	1	2	27
TEAM				3							
Totals	26-64	8-27	13-16	40	26	73	15	22	3	9	225

FG% 1st half	11-25	44.0%	2nd half:	13-30	43.3%	OT: 2-9	22.2%	Gm: 40.6%	DB
3FG% 1st half	2-7	28.6%	2nd half:	6-14	42.9%	OT: 0-6	0.0%	Gm: 29.6%	REB
FT% 1st half	9-12	75.0%	2nd half:	4-4	100.0%	OT: 0-0	0.0%	Gm: 81.3%	1

Officials: Anthony Jordan, Pat Adams, Patrick Evans  
Attendance: 6654

South Carolina	35	34	13	82
LSU	33	36	4	73
---				

### Game 15 -- Georgia 67, LSU 58

1/19/13 -- at Stegeman Coliseum (Athens, Ga.)

LSU	FG-A	3FG-A	FT-A	REB	PF	PTS	A	TO	BLK	STL	MIN
O'BRYANT III, J. F	5-8	0-0	6-8	14	2	16	2	5	1	0	34
DEL PIERO, Andrew C	1-4	0-0	0-0	2	1	2	0	2	1	0	15
MORGAN, Malik G	3-5	1-2	4-6	4	5	11	0	1	0	3	30
STRINGER, Andre G	3-9	2-4	1-2	1	1	9	1	3	0	0	32
HICKEY, Anthony G	4-15	3-10	1-3	6	3	12	2	2	0	5	37
COURTNEY, Jalen	0-1	0-0	0-0	1	3	0	0	0	0	0	6
COLLINS, Corban	0-1	0-0	3-3	2	2	3	0	4	0	0	15
COLEMAN, Shavon	2-6	0-1	1-2	4	5	5	1	3	0	3	25
HAMMINK, Shane	0-1	0-0	0-0	1	1	0	0	1	0	0	6
TEAM				3							
Totals	18-50	6-17	16-24	38	23	58	6	21	2	11	200

FG% 1st half	10-25	40.0%	2nd half:	8-25	32.0%	Game:	36.0%	DB
3FG% 1st half	3-10	30.0%	2nd half:	3-7	42.9%	Game:	35.3%	REB
FT% 1st half	6-7	85.7%	2nd half:	10-17	58.8%	Game:	66.7%	4

GEORGIA	FG-A	3FG-A	FT-A	REB	PF	PTS	A	TO	BLK	STL	MIN
CALDWELL-POPE, K	*7-14	2-6	6-6	3	2	22	5	4	0	6	35
MANN, Charles *	1-6	0-1	3-5	4	1	5	5	4	0	1	22
WILLIAMS, Donte *	6-8	0-0	2-2	5	3	14	0	1	1	1	34
MORRIS, Brandon *	2-5	0-0	1-1	3	3	5	1	0	0	1	22
FLORVEUS, John *	3-3	0-0	0-1	4	3	6	0	1	0	0	15
DIXON, Tim	0-0	0-0	0-0	0	0	0	0	0	0	0	3
WILLIAMS, Vincent	1-2	1-2	2-3	0	0	5	1	0	0	1	19
GAINES, Kenny	0-1	0-0	0-0	0	1	0	0	0	0	0	5
BRANTLEY, Sherrard	1-2	0-1	1-2	1	0	3	1	1	0	0	19
DJURISIC, Nemanja	1-6	1-2	4-6	8	2	7	3	3	0	2	26
TEAM				1							
Totals	22-47	4-12	19-26	29	15	67	16	16	1	12	200

FG% 1st half	12-27	44.4%	2nd half:	10-20	50.0%	Game:	46.8%	DB
3FG% 1st half	2-6	33.3%	2nd half:	2-6	33.3%	Game:	33.3%	REB
FT% 1st half	7-10	70.0%	2nd half:	12-16	75.0%	Game:	73.1%	1

Officials: Doug Shows, James Barker Tim Gattis  
Attendance: 5,779

LSU	29	29	58
Georgia	33	34	67
---			

### Game 16 -- LSU 58, Texas A&M 54

1/23/13 -- at Maravich Center (Baton Rouge, La.)

TEXAS A&M	FG-A	3FG-A	FT-A	REB	PF	PTS	A	TO	BLK	STL	MIN
ROBERSON, K. f	3-5	0-0	1-2	5	2	7	1	2	0	1	25
TURNER, Ray f	4-6	0-0	1-3	2	2	9	1	2	1	1	24
REESE, J'Mychal g	1-5	0-0	0-1	7	1	2	1	6	0	0	29
HARRIS, Fabyon g	7-12	2-3	3-3	4	2	19	2	2	0	3	33
TURNER, Elston g	1-7	1-6	2-2	3	3	5	2	1	0	1	25
YOUNG, Andrew	1-2	0-0	0-0	7	1	2	1	2	1	1	16
GREEN, Jordan	0-2	0-1	0-0	2	0	0	1	5	0	0	10
CARUSO, Alex	2-4	2-3	2-2	2	4	8	3	4	0	0	24
JAHSN, Jarod	1-1	0-0	0-0	2	1	2	1	0	2	0	14
TEAM				4							
Totals	20-44	5-13	9-13	38	16	54	13	24	4	7	200

FG% 1st half	12-25	48.0%	2nd half:	8-19	42.1%	Game:	45.5%	DB
3FG% 1st half	3-7	42.9%	2nd half:</					

## Game 17 -- Kentucky 75, LSU 70

1/26/13 -- at Rupp Arena (Lexington, Ky.)

LSU	FG-A	3FG-A	FT-A	REB	PF	PTS	A	TO	BLK	STL	MIN
O'BRYANT III, J. F	9-22	1-1	2-2	12	3	21	2	4	0	0	39
DEL PIERO, Andrew C	0-2	0-0	0-0	0	1	0	0	0	1	0	4
CARMOUCHE, C. G	2-7	0-3	3-4	4	1	7	7	1	0	3	25
STRINGER, Andre G	5-7	3-4	0-0	1	2	13	1	2	0	0	30
HICKEY, Anthony G	5-10	4-7	1-3	0	4	15	1	0	0	3	30
COURTNEY, Jalen	0-1	0-0	0-0	0	1	0	0	0	0	0	4
COLEMAN, Shavon	2-9	0-4	4-4	2	4	8	1	2	1	1	33
HAMMINK, Shane	1-1	0-0	0-0	1	1	2	1	1	0	0	10
MORGAN, Malik	1-4	0-2	2-2	3	4	4	0	0	0	0	25
TEAM				3							
Totals	25-63	8-20	12-15	26	21	70	13	10	2	7	200

FG% 1st half	12-34	35.3%	2nd half:	13-29	44.8%	Game:	39.7%	DB
3FG% 1st half	4-12	33.3%	2nd half:	4-8	50.0%	Game:	40.0%	REB
FT% 1st half	3-4	75.0%	2nd half:	9-11	81.8%	Game:	80.0%	3,1

KENTUCKY	FG-A	3FG-A	FT-A	REB	PF	PTS	A	TO	BLK	STL	MIN
NOEL, Nerlens F	4-5	0-0	2-3	8	1	10	2	4	6	1	38
POYTHRESS, Alex F	6-9	0-0	8-10	12	3	20	0	1	0	1	30
GOODWIN, Archie G	5-12	0-1	5-9	5	3	15	2	4	0	1	37
HARROW, Ryan G	5-11	0-3	1-2	1	0	11	1	2	0	0	24
MAYS, Julius G	3-6	2-4	1-2	4	4	9	1	2	0	0	33
HOOD, Jon	0-0	0-0	0-0	0	0	0	0	0	0	1	1
POLSON, Jarrod	1-1	0-0	0-0	1	3	2	0	1	0	0	14
WILTJER, Kyle	3-8	0-3	2-2	3	1	8	1	2	0	0	23
TEAM				5							
Totals	27-52	2-11	19-28	39	15	75	7	16	6	4	200

FG% 1st half	19-33	57.6%	2nd half:	8-19	42.1%	Game:	51.9%	DB
3FG% 1st half	1-7	14.3%	2nd half:	1-4	25.0%	Game:	18.2%	REB
FT% 1st half	3-7	42.9%	2nd half:	16-21	76.2%	Game:	67.9%	5,1

Officials: Antinio Petty, Lee Cassell, Forrest Sigler  
Attendance: 24,248

LSU	31	39	70
Kentucky	42	33	75
---			

## Game 18 -- LSU 73, Missouri 70

1/30/13 -- at Maravich Center (Baton Rouge, La.)

MISSOURI	FG-A	3FG-A	FT-A	REB	PF	PTS	A	TO	BLK	STL	MIN
BOWERS, Laurence F	4-9	0-1	2-2	6	2	10	0	1	1	0	32
ORIAKHI, Alex F	0-2	0-0	1-2	3	4	1	0	0	1	0	16
PRESSEY, Phil G	9-21	1-9	6-6	4	2	25	5	3	0	4	39
WEBSTER-CHAN, G	1-4	1-2	0-0	3	1	3	1	1	0	1	23
BROWN, Jabari G	5-13	4-10	5-8	7	4	19	1	1	0	1	39
CRISWELL, Tony	2-6	0-0	1-2	9	3	5	0	1	0	0	22
ROSS, Earnest	2-6	1-3	2-2	5	2	7	0	1	1	1	19
JANKOVIC, Stefan	0-0	0-0	0-0	0	1	0	0	0	0	0	1
ROSBURG, Ryan	0-0	0-0	0-0	1	0	0	0	0	0	0	9
TEAM				1							
Totals	23-61	7-25	17-22	39	19	70	7	8	2	8	200

FG% 1st half	7-26	26.9%	2nd half:	16-35	45.7%	Game:	37.7%	DB
3FG% 1st half	3-11	27.3%	2nd half:	4-14	28.6%	Game:	28.0%	REB
FT% 1st half	9-14	64.3%	2nd half:	8-8	100.0%	Game:	77.3%	4,1

LSU	FG-A	3FG-A	FT-A	REB	PF	PTS	A	TO	BLK	STL	MIN
O'BRYANT III, J. F	4-9	0-0	6-11	11	3	14	3	3	1	1	38
DEL PIERO, Andrew C	0-0	0-0	0-2	0	1	0	0	0	0	0	4
CARMOUCHE, C. G	3-5	1-2	0-0	0	2	7	1	1	0	3	23
HICKEY, Anthony G	9-17	1-7	1-2	2	3	20	4	3	0	2	38
STRINGER, Andre G	4-6	4-5	6-6	5	3	18	2	2	0	0	39
COLEMAN, Shavon	4-4	0-0	1-4	4	2	9	0	2	0	0	37
HAMMINK, Shane	0-1	0-1	0-0	0	1	0	0	0	0	0	6
MORGAN, Malik	1-3	0-2	3-3	2	3	5	0	1	0	1	15
TEAM				2							
Totals	25-45	6-17	17-28	26	18	73	10	12	1	7	200

FG% 1st half	14-25	56.0%	2nd half:	11-20	55.0%	Game:	55.6%	DB
3FG% 1st half	4-11	36.4%	2nd half:	2-6	33.3%	Game:	35.3%	REB
FT% 1st half	7-10	70.0%	2nd half:	10-18	55.6%	Game:	60.7%	4

Officials: Joe Lindsay, Pat Adams, Lee Cassell  
Attendance: 8804

Missouri	26	44	70
LSU	39	34	73
--			

## Game 19 -- LSU 69, Mississippi State 68

2/2/13 -- at Humphrey Coliseum (Starkville, Miss.)

LSU	FG-A	3FG-A	FT-A	REB	PF	PTS	A	TO	BLK	STL	MIN
O'BRYANT III, J. F	4-9	0-0	4-4	12	5	12	2	3	2	2	32
COLEMAN, Shavon F	3-9	0-1	5-7	7	5	11	1	2	1	1	32
MORGAN, Malik G	3-8	1-4	0-0	4	3	7	1	0	0	2	23
STRINGER, Andre G	2-8	1-5	4-4	0	2	9	3	4	0	1	33
HICKEY, Anthony G	5-14	2-9	0-1	3	4	12	4	3	0	1	29
CARMOUCHE, Charles	4-8	0-4	2-2	7	1	10	3	2	0	3	26
COURTNEY, Jalen	2-2	0-0	0-0	1	1	4	0	0	0	0	9
COLLINS, Corban	1-2	0-1	0-0	0	0	2	0	1	0	1	4
HAMMINK, Shane	1-2	0-1	0-0	0	0	2	0	1	0	0	8
DEL PIERO, Andrew	0-1	0-0	0-0	2	0	0	1	0	0	0	4
TEAM				3							
Totals	25-63	4-25	15-18	39	21	69	15	17	3	11	200

FG% 1st half	9-33	27.3%	2nd half:	16-30	53.3%	Game:	39.7%	DB
3FG% 1st half	2-14	14.3%	2nd half:	2-11	18.2%	Game:	16.0%	REB
FT% 1st half	6-8	75.0%	2nd half:	9-10	90.0%	Game:	83.3%	1

MISS. STATE	FG-A	3FG-A	FT-A	REB	PF	PTS	A	TO	BLK	STL	MIN
BORCHERT, Colin F	4-9	2-3	0-3	6	2	10	2	5	2	2	29
WARE, Gavin F	6-8	0-0	2-3	7	2	14	1	2	0	0	29
STEELE, Jalen G	1-8	1-4	0-0	2	1	3	2	1	0	0	32
BLOODMAN, T. G	3-6	0-1	6-6	6	2	12	3	3	0	2	26
SWORD, Craig G	5-9	0-1	1-6	2	1	11	1	1	0	2	26
THOMAS, Fred	3-9	0-3	2-3	4	5	8	1	2	2	3	24
CUNNINGHAM, Tyson	0-1	0-0	0-0	2	0	0	2	0	1	2	12
JOHNSON, Roquez	4-4	0-0	2-6	6	4	10	1	3	1	0	22
TEAM				2							
Totals	26-54	3-12	13-27	37	17	68	13	17	6	11	200

FG% 1st half	16-28	57.1%	2nd half:	10-26	38.5%	Game:	48.1%	DB
3FG% 1st half	3-7	42.9%	2nd half:	0-5	0.0%	Game:	25.0%	REB
FT% 1st half	5-7	71.4%	2nd half:	8-20	40.0%	Game:	48.1%	6

Officials: Mike Thibodeaux, Bruce Benedict, Chuck Jones  
Attendance: 7667

LSU	26	43	69
Miss. State	40	28	68
---			

## Game 20 -- LSU 57, Vanderbilt 56

2/6/13 -- at Maravich Center (Baton Rouge, La.)

VANDERBILT	FG-A	3FG-A	FT-A	REB	PF	PTS	A	TO	BLK	STL	MIN
ODOM, Rod F	5-11	3-5	7-9	5	3	20	1	2	1	1	30
HENDERSON, Josh C	0-1	0-0	0-1	5	5	0	0	2	1	1	26
JOHNSON, Kedren G	2-12	1-8	2-2	4	3	7	5	4	0	2	32
BRIGHT, Kevin G	3-11	2-8	0-0	2	2	8	0	1	1	0	32
PARKER, Dai-Jon G	3-8	2-4	3-4	9	1	11	4	1	1	0	37
FULLER, Kyle	1-3	0-1	0-0	0	1	2	0	0	0	1	13
JETER, Sheldon	2-6	0-1	2-2	7	2	6	1	0	2	0	16
MOATS, Shelby	0-0	0-0	0-0	1	2	2	0	0	0	0	5
SIKAKAM, James	1-2	0-0	0-1	1	0	2	0	0	0	0	9
TEAM				4							
Totals	17-54	8-27	14-19	38	19	56	11	11	6	5	200

FG% 1st half	4-21	19.0%	2nd half:	13-33	39.4%	Game:	31.5%	DB
3FG% 1st half	1-6	16.7%	2nd half:	7-21	33.3%	Game:	29.6%	REB
FT% 1st half	9-12	75.0%	2nd half:	5-7	71.4%	Game:	73.7%	2

LSU	FG-A	3FG-A	FT-A	REB	PF	PTS	A	TO	BLK	STL	MIN
O'BRYANT III, J. F	3-11	0-0	4-6	5	3	10	2	1	0	0	26
COLEMAN, Shavon F	0-1	0-0	2-2	6	3	2	1	3	1	1	32
MORGAN, Malik G	3-7	2-5	1-2	4							

### Game 21 -- Alabama 60, LSU 57

2/9/13 -- at Coleman Coliseum (Tuscaloosa, Ala.)

LSU	FG-A	3FG-A	FT-A	REB	PF	PTS	A	TO	BLK	STL	MIN
O'BRYANT III, J. F	9-17	0-0	4-6	11	3	22	2	5	0	0	35
COLEMAN, Shavon F	3-6	0-0	5-6	4	5	11	0	0	0	0	26
MORGAN, Malik G	2-5	1-2	2-2	2	5	7	1	0	0	0	25
STRINGER, Andre G	2-8	2-7	0-0	2	2	6	2	1	0	0	32
HICKEY, Anthony G	4-11	0-4	0-0	4	2	8	4	1	0	3	39
CARMOUCHE, Charles	1-6	1-2	0-0	7	3	3	2	3	0	0	23
COURTNEY, Jalen	0-1	0-0	0-0	1	0	0	0	0	0	0	2
COLLINS, Corban	0-0	0-0	0-0	0	0	0	0	0	0	0	1
HAMMINK, Shane	0-2	0-0	0-0	0	1	0	0	0	0	0	11
DEL PIERO, Andrew	0-0	0-0	0-0	3	2	0	0	1	0	0	6
TEAM				2				1			
Totals	21-56	4-15	11-14	36	23	57	11	12	0	3	200

FG% 1st half	8-26	30.8%	2nd half:	13-30	43.3%	Game:	37.5%	DB
3FG% 1st half	2-7	28.6%	2nd half:	2-8	25.0%	Game:	26.7%	REB
FT% 1st half	3-3	100.0%	2nd half:	8-11	72.7%	Game:	78.6%	1

ALABAMA	FG-A	3FG-A	FT-A	REB	PF	PTS	A	TO	BLK	STL	MIN
GUEYE, Moussa C	1-3	0-0	0-0	4	5	2	0	1	4	0	20
LACEY, Trevor G	2-7	0-4	3-6	7	2	7	0	2	1	2	31
RELEFORD, Trevor G	4-12	1-4	3-5	2	2	12	2	3	0	2	36
RANDOLPH, Levi G	3-9	0-3	4-6	4	1	10	1	0	0	0	24
COOPER, Rodney G	4-8	1-4	1-4	6	2	10	1	0	0	0	28
JACOBS, Nick	4-7	0-0	7-8	5	1	15	0	1	3	0	19
STEELE, Andrew	1-5	0-2	2-4	5	0	4	4	2	0	0	23
POLLARD, Devonta	0-1	0-1	0-0	2	1	0	0	1	0	0	7
OBASOZHAN, Robin	0-2	0-0	0-0	1	2	0	1	0	1	2	12
TEAM				7							
Totals	19-54	2-18	20-33	43	16	60	9	10	9	6	200

FG% 1st half	10-28	35.7%	2nd half:	9-26	34.6%	Game:	35.2%	DB
3FG% 1st half	2-10	20.0%	2nd half:	0-8	0.0%	Game:	11.1%	REB
FT% 1st half	5-9	55.6%	2nd half:	15-24	62.5%	Game:	60.6%	6

Officials: Leslie Jones, Terry Moore, James Barker  
Attendance: 13,511

LSU	21	36	57
Alabama	27	33	60

### Game 22 -- LSU 64, South Carolina 46

2/14/13 -- at Colonial Life Arena (Columbia, S.C.)

LSU	FG-A	3FG-A	FT-A	REB	PF	PTS	A	TO	BLK	STL	MIN
O'BRYANT III, J. F	13-19	0-0	4-6	10	4	30	1	4	1	0	34
DEL PIERO, Andrew C	3-3	0-0	0-0	7	2	6	0	0	1	0	18
MORGAN, Malik G	0-1	0-1	0-0	1	2	0	0	3	0	0	10
STRINGER, Andre G	4-11	2-4	2-2	2	0	12	2	0	0	2	35
HICKEY, Anthony G	1-6	0-2	1-4	1	2	3	5	2	0	3	33
CARMOUCHE, Charles	2-10	1-6	0-2	9	3	5	8	4	0	2	32
COURTNEY, Jalen	3-4	0-0	0-0	4	1	6	0	0	0	0	9
COLLINS, Corban	0-1	0-0	0-0	3	0	0	0	2	0	0	7
HAMMINK, Shane	0-0	0-0	0-0	0	0	0	0	0	0	0	3
COLEMAN, Shavon	0-4	0-0	2-2	6	4	2	0	2	1	0	19
TEAM				6							
Totals	26-59	3-13	9-16	49	18	64	16	17	3	7	200

FG% 1st half	11-31	35.5%	2nd half:	15-28	53.6%	Game:	44.1%	DB
3FG% 1st half	1-7	14.3%	2nd half:	2-6	33.3%	Game:	23.1%	REB
FT% 1st half	3-8	37.5%	2nd half:	6-8	75.0%	Game:	56.3%	4,1

SOUTH CAROLINA	FG-A	3FG-A	FT-A	REB	PF	PTS	A	TO	BLK	STL	MIN
CARRERA, Michael F	3-11	0-4	2-2	8	4	8	1	0	0	0	25
JACKSON, Lakeem F	5-9	0-0	0-4	7	1	10	3	0	2	3	35
ELLINGTON, Bruce G	4-14	0-2	1-2	6	2	9	2	2	2	2	36
LEONARD, Damien G	1-9	1-5	0-0	1	0	3	1	1	0	0	33
RICHARDSON, Brian G2-6	1-2	2-2	1	1	1	7	0	4	1	1	19
WILLIAMS, Brenton	1-3	1-2	0-0	0	0	3	0	0	0	0	3
SMITH, Eric	1-5	0-1	0-0	1	3	2	1	4	0	1	24
KACINAS, M.	0-0	0-0	0-0	0	1	0	0	0	0	0	3
SLAWSON, R. J.	1-7	0-3	2-3	5	4	4	0	1	3	0	22
TEAM				5							
Totals	18-64	3-19	7-13	34	16	46	8	12	8	7	200

FG% 1st half	9-32	28.1%	2nd half:	9-32	28.1%	Game:	28.1%	DB
3FG% 1st half	2-10	20.0%	2nd half:	1-9	11.1%	Game:	15.8%	REB
FT% 1st half	4-4	100.0%	2nd half:	3-9	33.3%	Game:	53.8%	3,1

Officials: Ted Valentine, Ed Corbett, Ron Groover  
Attendance: 7486

LSU	26	38	64
South Carolina	24	22	46

### Game 23 -- LSU 80, Mississippi State 68

2/16/13 -- at Maravich Center (Baton Rouge, La.)

MISS. STATE	FG-A	3FG-A	FT-A	REB	PF	PTS	A	TO	BLK	STL	MIN
BORCHERT, Colin F	5-12	1-7	0-0	4	2	11	2	2	3	4	30
WARE, Gavin F	5-8	0-0	0-2	7	4	10	1	0	1	0	25
THOMAS, Fred F	2-6	1-4	0-0	1	3	5	0	0	1	0	27
BLOODMAN, T. G	0-8	0-1	5-6	3	0	5	0	2	0	2	33
SWORD, Craig G	9-14	0-2	7-10	0	2	25	4	2	2	0	26
PRICE, Baxter	0-1	0-0	0-0	1	1	0	1	0	0	0	12
CUNNINGHAM, Tyson	2-4	2-3	0-0	1	0	6	0	1	0	0	22
JOHNSON, Roquez	3-3	0-0	0-1	3	2	6	1	2	0	0	25
TEAM				4							
Totals	26-56	4-17	12-19	24	14	68	9	9	7	6	200

FG% 1st half	12-30	40.0%	2nd half:	14-26	53.8%	Game:	46.4%	DB
3FG% 1st half	3-12	25.0%	2nd half:	1-5	20.0%	Game:	23.5%	REB
FT% 1st half	1-4	25.0%	2nd half:	11-15	73.3%	Game:	63.2%	2

LSU	FG-A	3FG-A	FT-A	REB	PF	PTS	A	TO	BLK	STL	MIN
O'BRYANT III, J. F	5-7	0-0	0-0	11	2	10	8	2	1	0	36
DEL PIERO, Andrew C	5-6	0-0	3-5	4	2	13	0	1	3	0	25
MORGAN, Malik G	2-5	1-2	0-0	7	1	5	5	2	0	1	20
HICKEY, Anthony G	3-8	3-6	1-2	2	3	10	6	1	0	2	33
STRINGER, Andre G	4-9	2-4	0-0	3	1	10	2	0	0	1	34
CARMOUCHE, Charles	8-11	5-8	0-0	5	3	21	1	2	0	0	23
COURTNEY, Jalen	1-2	0-0	0-0	3	0	2	0	0	0	0	6
COLLINS, Corban	0-0	0-0	0-1	0	1	0	1	1	1	0	6
COLEMAN, Shavon	2-7	1-2	2-2	1	2	7	1	0	0	1	13
HAMMINK, Shane	0-0	0-0	2-2	0	0	2	0	0	0	0	2
WILLIAMS, Mychal	0-0	0-0	0-0	0	0	0	0	0	0	0	1
BADEAUX, Joshua	0-0	0-0	0-0	0	0	0	0	1	0	0	1
TEAM				0							
Totals	30-55	12-22	8-12	36	15	80	24	10	5	5	200

FG% 1st half	17-29	58.6%	2nd half:	13-26	50.0%	Game:	54.5%	DB
3FG% 1st half	5-9	55.6%	2nd half:	7-13	53.8%	Game:	54.5%	REB
FT% 1st half	2-4	50.0%	2nd half:	6-8	75.0%	Game:	66.7%	3,1

Officials: Mike Thibodeaux, John Heatly, James Barker  
Attendance: 9720

Mississippi State	28	40	68
LSU	41	39	80

### Game 24 -- Tennessee 82, LSU 72

2/19/13 -- at Thompson-Boling Arena (Knoxville, Tenn.)

LSU	FG-A	3FG-A	FT-A	REB	PF	PTS	A	TO	BLK	STL	MIN
O'BRYANT III, J. F	9-16	0-0	6-8	8	5	24	1	4	1	2	31
DEL PIERO, Andrew C	2-2	0-0	1-1	6	1	5	0	1	1	1	19
MORGAN, Malik G	4-7	2-3	2-2	2	5	12	1	0	0	0	20
STRINGER, Andre G	3-7	1-4	1-2	1	0	8	3	2	0	1	39
HICKEY, Anthony G	5-15	3-9	1-2	1	3	14	4	2	0	2	38
CARMOUCHE, Charles	0-0	0-0	0-0	1	0	0	1	1	0	0	3
COURTNEY, Jalen	1-2	0-0	0-0	2	0	2	0	0	1	0	7
COLLINS, Corban	0-1	0-1	0-0	0	3	0	0	1	0	0	6
HAMMINK, Shane	0-2	0-1	0-0	0	2	0	1	0	0	0	14
COLEMAN, Shavon	2-5	0-0	3-3	3	1	7	1	2	0	1	23
TEAM				5							
Totals	26-57	6-18	14-28	29	20	72	12	13	3	7	200

FG% 1st half	13-28	46.4%	2nd half:	13-29	44
--------------	-------	-------	-----------	-------	----

### Game 25 -- LSU 97, Alabama 94 (3ot)

2/23/13 -- at Maravich Center (Baton Rouge, La.)

ALABAMA	FG-A	3FG-A	FT-A	REB	PF	PTS	A	TO	BLK	STL	MIN
GUEVE, Moussa C	1-1	0-0	0-0	3	5	2	0	1	1	1	17
LACEY, Trevor G	3-8	1-4	4-4	2	3	11	2	3	0	3	43
RELEFORD, Trevor G	14-18	4-4	4-5	5	4	36	3	1	0	3	50
RANDDLPH, Levi G	2-3	0-1	0-0	3	5	4	1	0	0	0	25
COOPER, Rodney G	7-22	2-8	2-4	9	4	18	2	1	0	0	42
JACOBS, Nick	5-13	0-0	0-0	5	1	10	0	3	0	0	38
STEELE, Andrew	1-4	1-3	2-2	1	3	5	1	1	1	0	36
POLLARD, Devonta	1-5	0-1	2-2	0	0	4	0	0	0	0	13
OBASOZHAN, Retin	1-2	0-0	2-2	2	2	4	0	3	0	0	11
TEAM				8							
Totals	35-76	8-21	16-19	38	27	94	9	13	2	7	275

FG% 1st half	13-28	46.4%	2nd half:	14-29	48.3%	1st OT:	1-2	50.0%	DB
3FG% 1st half	4-10	40.0%	2nd half:	3-9	33.3%	1st OT:	0-0	0.0%	REB
FT% 1st half	6-6	100.0%	2nd half:	2-3	66.7%	1st OT:	5-6	83.3	0

FG% 2nd OT:	5-8	62.5%	3rd OT:	2-9	22.2%	Game:	46.1%
3FG% 2nd OT:	1-1	100.0%	3rd OT:	0-1	0.0%	Game:	38.1%
FT% 2nd OT:	1-1	100.0%	3rd OT:	2-3	66.7%	Game:	84.2%

LSU	FG-A	3FG-A	FT-A	REB	PF	PTS	A	TO	BLK	STL	MIN
O'BRYANT III, J. F	9-15	0-1	6-9	10	2	24	3	4	1	0	51
DEL PIERO, Andrew C	1-3	0-0	0-0	2	3	2	0	1	0	0	14
MORGAN, Malik G	1-5	0-3	4-5	1	3	6	1	1	1	1	22
HICKEY, Anthony G	6-13	1-4	0-2	5	3	13	7	5	0	5	42
CARMOUCHE, Charles	5-11	4-7	6-8	11	5	20	3	1	0	2	54
COURTNEY, Jalen	0-1	0-0	3-4	0	0	3	0	1	0	0	9
COLLINS, Corban	1-4	0-1	0-0	2	1	2	0	0	0	0	14
COLEMAN, Shavon	6-11	0-1	5-8	8	0	17	1	2	2	1	36
STRINGER, Andre	3-5	3-3	1-1	4	2	10	4	1	0	0	33
TEAM				4							
Totals	32-68	8-20	25-37	47	19	97	19	16	4	9	275

FG% 1st half	12-29	41.4%	2nd half:	11-26	42.3%	1st OT:	3-4	75.0%	DB
3FG% 1st half	2-6	33.3%	2nd half:	2-8	25.0%	1st OT:	1-1	100.0%	REB
FT% 1st half	5-7	71.4%	2nd half:	14-21	66.7%	1st OT:	0-0	0.0%	5

FG% 2nd OT:	4-7	62.5%	3rd OT:	2-2	100.0%	Game:	47.1%
3FG% 2nd OT:	2-4	57.1%	3rd OT:	1-1	100.0%	Game:	40.0%
FT% 2nd OT:	2-2	100.0%	3rd OT:	3-5	60.0%	Game:	67.6%

Officials: Mike Kitts, Tim Gattis, James Barker

Attendance: 8200

Alabama	36	33	7	12	6	94
LSU	31	38	7	12	9	97

### Game 26 -- LSU 65, Arkansas 60

2/27/13 -- at Maravich Center (Baton Rouge, La.)

ARKANSAS	FG-A	3FG-A	FT-A	REB	PF	PTS	A	TO	BLK	STL	MIN
CLARKE, Coty	2-5	1-2	2-2	6	5	7	1	2	1	2	32
POWELL, Marshawn	5-14	0-4	7-13	8	3	17	1	4	0	3	33
WADE, Mardracus	4-8	3-7	4-5	3	2	15	2	1	0	4	32
SCOTT, Rickey	0-1	0-1	0-0	2	0	0	0	1	0	0	8
QUALLS, Michael	3-8	0-2	1-2	8	1	7	1	2	3	1	27
MADDEN, Rasha	0-0	0-0	0-0	2	3	0	0	0	0	0	9
BELL, Anthlon	0-1	0-1	0-0	0	0	0	0	0	0	0	3
YOUNG, BJ	2-11	0-4	0-1	6	4	4	1	6	0	0	28
HAYDAR, Kikko	3-5	2-4	0-0	2	1	8	1	1	0	0	13
MICKLENSON, Hunter	1-3	0-0	0-0	2	0	2	0	1	2	0	9
WILLIAMS, Jacorey	0-0	0-0	0-0	0	1	0	1	1	0	0	4
WAGNER, Dee	0-0	0-0	0-0	0	1	0	0	0	0	0	2
TEAM				3							
Totals	20-56	6-25	14-23	42	21	60	8	19	6	10	200

FG% 1st half	11-27	40.7%	2nd half:	9-29	31.0%	Game:	35.7%	DB
3FG% 1st half	4-13	30.8%	2nd half:	2-12	16.7%	Game:	24.0%	REB
FT% 1st half	6-13	46.2%	2nd half:	8-10	80.0%	Game:	60.9	3

LSU	FG-A	3FG-A	FT-A	REB	PF	PTS	A	TO	BLK	STL	MIN
O'BRYANT III, J. F	1-5	0-0	3-6	8	4	5	2	3	1	0	21
DEL PIERO, Andrew C	1-3	0-0	0-0	3	4	2	0	0	2	2	17
STRINGER, Andre G	1-7	1-5	2-3	2	3	5	1	2	0	0	25
HICKEY, Anthony G	4-8	2-4	0-0	3	2	10	5	3	0	2	39
CARMOUCHE, Charles	9-11	3-5	5-7	5	1	26	2	4	0	2	35
COURTNEY, Jalen	0-2	0-0	0-0	0	1	0	0	0	0	0	9
COLLINS, Corban	0-0	0-0	0-0	1	0	0	0	1	0	0	1
COLEMAN, Shavon	2-9	0-1	4-4	2	1	8	0	1	0	2	25
HAMMINK, Shane	1-2	0-0	0-1	4	1	2	0	1	0	0	8
MORGAN, Malik	3-5	1-3	0-1	3	1	7	3	3	0	2	20
TEAM				4							
Totals	22-52	7-18	14-22	35	18	65	13	18	3	10	200

FG% 1st half	17-35	48.6%	2nd half:	5-17	29.4%	Game:	42.3%	DB
3FG% 1st half	7-15	46.7%	2nd half:	0-3	0.0%	Game:	38.9%	REB
FT% 1st half	4-5	80.0%	2nd half:	10-17	58.8%	Game:	63.6%	2.1

Officials: Tony Greene, Pat Adams, John Hampton

Attendance: 7,891

Arkansas	32	28	60
LSU	45	20	65

### Game 27 -- Missouri 89, LSU 76

3/2/13 -- at Mizzou Arena (Columbia, Mo.)

LSU	FG-A	3FG-A	FT-A	REB	PF	PTS	A	TO	BLK	STL	MIN
O'BRYANT III, J. F	7-14	0-0	4-6	8	2	18	1	3	0	0	36
DEL PIERO, Andrew C	2-4	0-0	0-0	4	1	4	0	2	1	0	13
CARMOUCHE, C. G	6-12	5-8	4-5	1	4	21	5	0	0	1	40
STRINGER, Andre G	1-8	1-5	0-1	7	2	3	4	2	0	2	36
HICKEY, Anthony G	8-19	6-14	0-0	3	3	22	0	1	0	2	39
COLLINS, Corban	0-1	0-1	0-0	0	0	0	0	0	0	0	1
HAMMINK, Shane	1-1	0-0	0-0	2	0	2	0	0	0	0	12
COLEMAN, Shavon	1-3	0-0	4-4	3	2	6	1	1	0	0	19
MORGAN, Malik	0-0	0-0	0-0	0	3	0	0	0	0	0	4
TEAM				2							
Totals	26-62	12-28	12-16	30	17	76	11	10	1	5	200

FG% 1st half	13-33	39.4%	2nd half:	13-29	44.8%	Game:	41.9%	DB
3FG% 1st half	8-15	53.3%	2nd half:	4-13	30.8%	Game:	42.9%	REB
FT% 1st half	5-6	83.3%	2nd half:	7-10	70.0%	Game:	75.0%	3

Missouri	FG-A	3FG-A	FT-A	REB	PF	PTS	A	TO	BLK	STL	MIN
BOWERS, Laurence F	10-17	0-3	3-3	10	2	23	2	2	0	0	33
ORIAKHI, Alex C	9-11	0-0	0-2	10	4	18	1	2	4	1	31
PRESSEY, Phil G	5-11	2-5	3-5	5	2	15	8	2	0	2	36
BELL, Keion G	4-6	0-0	3-3	6	1	11	3	2	0	0	32
BROWN, Jabari G	2-5	0-2	0-1	2	3	4	2	0	0	0	26
CRISWELL, Tony	1-3	0-0	0-0	0	0	2	0	1	0	0	11
WEBSTER-CHAN, N.	1-2	1-2	0-0	0	2	3	0	0	0	0	7
ROSS, Earnest	4-7	2-4	3-3	1	1	13	1	2	0	0	24
TEAM				1							
Totals	36-62	5-16	12-17	35	15	89	17	11	4	3	200

FG% 1st half	18-33	54.5%	2nd half:	18-29	62.1%	Game:	58.1%	DB
3FG% 1st half	2-7	28.6%	2nd half:	3-9	33.3%	Game:	31.2%	REB
FT% 1st half	5-6	83.3%	2nd half:	7-11	63.6%	Game:	70.5%	2.1

Officials: Mike Nance, John Heatly, Brian Shey

Attendance: 14212

LSU	39	37	76
Missouri	43	46	89

### Game 28 -- LSU 68, Texas A&M 57

3/6/13 -- at Reed Arena (College Station, Texas)

LSU	FG-A	3FG-A	FT-A	REB	PF	PTS	A	TO	BLK	STL	MIN
O'BRYANT III, J. F	4-10	0-0	3-4	10	4	11	2	5	1	0	31
DEL PIERO, Andrew C	4-6	0-0	1-2	2	2	9	0	0	1	0	19
CARMOUCHE, C. G	9-15	1-5	1-2	5	1	20	5	1	0	1	38
STRINGER, Andre G	3-9	3-7	1-2	1	2	10	3	0	1	1	21
HICKEY, Anthony G	1-4	1-4	0-2	4	3	3	4	1	1	2	35
COURTNEY, Jalen	0-0	0-0	0-0	1	0	0	0	0	0	0	2
COLLINS, Cor											