

# LSU 2011 FOOTBALL

**NATIONAL CHAMPIONS**  
1958 • 2003 • 2007

**SEC CHAMPIONS**  
1935 • 1936 • 1958 • 1961 • 1970  
1986 • 1988 • 2001 • 2003 • 2007

11

## Ole Miss

November 19, 2011 • 6 p.m. CST • ESPN

Oxford, Miss. • Vaught Hemingway Stadium (60,580)



### #1 LSU (10-0, 6-0 SEC)

#### SEPTEMBER (4-0)

3	Cowboys Classic (ABC)	W, 40-27
	vs. #3 Oregon (in Arlington, Texas)	
10	Northwestern State (TigerVision PPV)	W, 49-3
15	* at #25 Mississippi State (ESPN)	W, 19-6
24	at #16 West Virginia (ABC)	W, 47-21

#### OCTOBER (4-0)

1	* Kentucky (SECN)	W, 35-7
8	* #17/18 Florida (CBS)	W, 41-11
15	* at Tennessee (CBS)	W, 38-7
22	* #19/23 Auburn (CBS)	W, 45-10

#### NOVEMBER (1-0)

5	* at #2 Alabama (CBS)	W, 9-6
12	Western Kentucky (ESPNU)	W, 42-9
19	* at Ole Miss (ESPN)	6 p.m.
25	* Arkansas (CBS)	1:30 p.m.

#### DECEMBER

3	SEC Championship Game (CBS)	3 p.m.
	Atlanta, Ga.	

### Ole Miss (2-8, 0-6 SEC)

#### SEPTEMBER (1-3)

3	BYU (ESPN)	L, 14-13
10	Southern Illinois	W, 42-24
17	* at Vanderbilt (SECN)	L, 30-7
24	* Georgia (SECN)	L, 27-13

#### OCTOBER (1-3)

1	at Fresno State (ESPN2)	W, 38-28
15	* Alabama (ESPN2)	L, 52-7
22	* Arkansas (SECN)	L, 29-24
29	* at Auburn (ESPNU)	L, 42-23

#### NOVEMBER (1-1)

5	* at Kentucky (ESPNU)	L, 30-13
12	Louisiana Tech (CSS)	L, 27-7
19	* #1 LSU	6 p.m.
26	* at Mississippi State	TBA

### On the Air

#### Radio • LSU Sports Radio Network

Jim Hawthorne, play-by-play  
Doug Moreau, analyst  
Gordy Rush, sideline



#### Television • ESPN

Bob Wischusen, play-by-play  
TBD, analyst  
Jeannine Edwards, sideline



#### Television • Cox Sports (delay)

Lyn Rollins, play-by-play  
Greg Bowser, analyst  
Jordy Hultberg, sideline



LSUsports.net  
f t LSUsports.net/connect

### NEXT UP

#### Top-Ranked LSU Looks For Win No. 11 As Tigers Face Ole Miss In Final SEC Road Game

LSU will go after win No. 11 on Saturday as the top-ranked Tigers travel to Oxford, Miss., to face Ole Miss at 6 p.m. on ESPN in a game dubbed as "The Magnolia Bowl". It's the fourth straight year that LSU and Ole Miss will play for the "Magnolia Bowl", which was a joint creation by the student government of both schools. Only one other time in school history (2003) have the Tigers reached 11 wins during the regular season. Overall, LSU has won at least 11 games six times in its history with **Les Miles** responsible for four of the six. LSU brings a 10-0 overall mark and a 6-0 league record into the contest following its 42-9 non-conference win over Western Kentucky. Six of LSU's 10 wins have come against teams ranked in the Top 25 at the time of the contest. LSU is one Top 25 win away from tying the school record for victories over a ranked opponent, which was set during the national championship season in 2007. LSU is playing its seventh straight game as the nation's No. 1 ranked team – the longest stretch since 1959. LSU is 20-3 all-time in games played as the nation's No. 1 ranked team, which includes an 8-2 mark under Les Miles. At 10-0, LSU is off to its best start since going 11-0 in 1958. LSU is a unanimous No. 1 in both the AP and USA Today Coaches polls this week and the Tigers continue to stand atop the BCS Standings. It's the fourth straight week that the Tigers have been ranked No. 1 in all of the major college polls – AP, USA Today Coaches, Harris and BCS. Ole Miss is coming off a 27-7 setback to Louisiana Tech and stands at 2-8 overall and 0-6 in league play. The game will be the final home game for Ole Miss coach Houston Nutt, who will step down at the conclusion of the season. Last week, Miles won his 100th overall game, and his 72nd at LSU, with the win over the Hilltoppers. In 11 seasons, Miles has compiled a 100-38 overall record, which includes a 72-17 mark with the Tigers. LSU brings one of the top defenses in the nation into the Ole Miss game as the Tigers are ranked in the top 5 nationally in four major categories – rush defense (3rd at 83.8), scoring defense (2nd at 10.7), total defense (2nd at 253.20), and pass efficiency defense (2nd with 96.76 rating). Offensively, LSU is second in the SEC in scoring with 36.5 points per game as the Tigers have scored 30 or more points in seven of their first nine games. LSU is averaging 369.0 total yards per game (195.1 rushing, 173.9 passing). QBs **Jarrett Lee** and **Jordan Jefferson** have combined to complete 123-of-200 passes for 1,647 yards, 17 touchdowns and just 3 interceptions. A trio of sophomores lead the Tigers in rushing – **Spencer Ware** (580 yards, 6 TDs), **Michael Ford** (575 yards, 6 TDs) and **Alfred Blue** (3712 yards, 6 TDs). **Rueben Randle** (38 catches, 733 yards, 8 TDs) and true freshman WR **Odell Beckham Jr.** (31 catches, 392 yards, 2 TDs) lead the Tigers in receiving. Defensively, LSU has allowed just four TDs in its six SEC games (1 each to Florida, Kentucky, Tennessee, and Auburn) and the Tigers have held their first six conference opponents to a combined 47 points. S **Eric Reid** and **Brandon Taylor** are tied for team-high honors in tackles with 57, while CB **Morris Claiborne** is tops on the team in interceptions with 4. CB **Tyrann Mathieu** continues to be LSU's top all-around defender with 54 tackles, 5.5 TFL, 6 PBUs, 4 forced fumbles, 3 fumble recoveries, 2 interceptions and 1.5 sacks. Other defensive standouts include DE **Sam Montgomery** (36 tackles, 10.0 TFL, 7.0 sacks), DT **Bennie Logan** (38 tackles, 5.0 TFL, 2.0 sacks) and DE **Barkevious Mingo** (29 tackles, 8.5 TFL, 5.0 sacks).

### STORYLINES

- LSU's 11-game winning streak leads the nation along with Okla. State. It's the longest streak for LSU since winning 13 consecutive games during the 2006-07 seasons.
- LSU is 50-4 in night games under **Les Miles**. LSU has won 18 consecutive night games, a streak that dates back to the 2009 season.
- LSU has allowed just 4 first half TDs all year (1 each to Oregon, West Virginia, Tennessee and Western Kentucky).

### BREAKDOWN

#### LSU

<b>Record</b>	10-0 (6-0 SEC)
<b>Ranking</b>	No. 1 Associated Press, Harris No. 1 USA Today/Coaches No. 1 BCS Standings
<b>Last Game</b>	Nov. 5 in Baton Rouge def. #2 Alabama, 9-6
<b>Head Coach</b>	Les Miles
<b>Career Record</b>	100-38/11th year
<b>LSU Record</b>	72-17/seventh year
<b>vs. UM</b>	4-3



#### Ole Miss

<b>Record</b>	2-8 (0-6 SEC)
<b>Ranking</b>	NR Associated Press NR USA Today/Coaches NR BCS Standings
<b>Last Game</b>	Nov. 19 in Oxford lost to Louisiana Tech, 27-7
<b>Head Coach</b>	Houston Nutt
<b>Career Record</b>	135-94/19th year
<b>UM Record</b>	24-24/fourth year
<b>vs. LSU</b>	6-7



# Arkansas Week

<b>21</b> <b>MONDAY</b> 11:30 a.m. - Athletic Building, 5th Floor  2 p.m. - Player Interviews (Indoor Facility)  <b>Practice</b> 4 p.m. - McClendon Practice Facility (Closed) 6:45 p.m. - Player Interviews	<b>22</b> <b>TUESDAY</b> <b>Practice</b> 4 p.m. - McClendon Practice Facility (Closed)  6:15 p.m. - Player Interviews (Indoor Facility)	<b>23</b> <b>WEDNESDAY</b> <b>SEC Teleconference</b> 10 a.m. Miles on call  <b>Practice</b> 4 p.m. - McClendon Practice Facility (Closed)  6:15 p.m. - Miles post practice interview (Team Room) <b>Miles Radio Show</b> 7 p.m. - TJ Ribs (Acadian)	<b>24</b> <b>THURSDAY</b> <b>Practice</b> 4 p.m. - McClendon Practice Facility (Closed)	<b>25</b> <b>FRIDAY</b> <b>Game Day</b> LSU vs. Arkansas Tiger Stadium 1:30 p.m. CT • CBS  <b>Post Game</b> Coach Miles is available following the game in the press conference room.  Players will immediately follow in press conf. room	<b>26</b> <b>SATURDAY</b>	<b>20</b> <b>SUNDAY</b> <b>TV Replay:</b> LSU at Ole Miss 7 p.m. Cox Sports Television (CST) (HD channel 737 and 37 in Baton Rouge)
--	--	---	--	--	------------------------------	--

## LSU Media Services

### Les Miles Interviews

#### Monday Press Luncheon

LSU coach Miles meets with the media each Monday of game week in the press conference room, which is located on the fifth floor of the LSU Athletic Administration Building. Lunch is served at 11:30 a.m. (CT) followed by comments from the Coach Miles at 12:15 p.m. (CT). Media members can park in Lot F on campus, which is located off of Nicholson Drive in front of the track stadium. A transcript of coach Miles' opening statement and as well as the question and answer session can be found on the Internet at [www.LSUports.net/media](http://www.LSUports.net/media).

#### Listen To Les Miles' Weekly Press Conference

Members of the media can access the audio portion of Coach Miles' Weekly Press Luncheon each Monday starting at 12:10 p.m. CT at [www.LSUports.net/live](http://www.LSUports.net/live) or over the radio in the Baton Rouge area on 104.5 FM.

#### SEC Teleconference

The 12 SEC coaches are featured on a weekly teleconference each Wednesday at 10 a.m. (CT) during the regular season, beginning Aug. 30. Coach Miles speaks for 10 minutes starting at 10 a.m. Contact the LSU Sports Information Department to obtain the phone number to access the call.

#### Wednesday Post Practice

Coach Miles meets with the media immediately after practice on Wednesday's during the regular-season in the Team Room of the LSU Operations Center. This interview takes place at approximately 6 p.m. each week.

### LSU Player Interviews

LSU players are available to the media three times during a typical game week - Mondays, Tuesdays and following the game on Saturday. Interview requests for the Monday and Tuesday media opportunities should be made at least 24 hours in advance and emailed to Michael Bonnette ([mbonnet@lsu.edu](mailto:mbonnet@lsu.edu)) and Bill Martin ([wmarti4@lsu.edu](mailto:wmarti4@lsu.edu)). Members of the media are not permitted to contact players on their cell phones under any circumstance.

#### Following the Press Luncheon

LSU players will be made available at 2 p.m. (CT) following head coach Les Miles' Press Luncheon each Monday afternoon at the Indoor Football Facility. Requests must be made on (or prior to) the Sunday following the game.

#### Post Practice

LSU players are available after practice on Monday and Tuesday by appointment at the Indoor Football Facility. These interviews are held at approximately 6:45 p.m. on Monday at 6:15 on Tuesday.

#### LSU Video Newsfeed

LSU will be distributing video interviews and other highlights via FTP during the 2011 season. A link to download the newsfeed each will be emailed to members of the media each Monday afternoon during the season. Email Michael Bonnette at [mbonnet@lsu.edu](mailto:mbonnet@lsu.edu) to be placed on the distribution list.

### WHO TO CONTACT

#### Sports Information Office

(225) 578-8226

Assoc. AD/Sports Information Director

**Michael Bonnette • Assoc. AD/Sports Information Dir.**

E-mail: [mbonnet@lsu.edu](mailto:mbonnet@lsu.edu) • Twitter: @LSUBonnette

**Bill Martin • Associate Sports Information Director**

E-mail: [wmarti4@lsu.edu](mailto:wmarti4@lsu.edu) • Twitter: @LSUBillMartin

**Jake Terry • Associate SID (Social Media)**

E-mail: [jterry9@lsu.edu](mailto:jterry9@lsu.edu) • Twitter: @LSUjake

#### LSU Television

Kevin Wagner - [jwagne2@lsu.edu](mailto:jwagne2@lsu.edu)

#### LSU Radio

Jim Hawthorne - [lsuradio@lsu.edu](mailto:lsuradio@lsu.edu)

#### LSU Sports Information Mailing Address

LSU Box 25095

Baton Rouge, LA 70803

### ON THE INTERNET

#### [www.LSUports.net/media](http://www.LSUports.net/media)

The Official Website of LSU Athletics is home to all the football information you need. Schedules, results, rosters, bios, statistics and game notes can be found and are always up to date. The GAMEDAY section, updated daily, has all relevant info for the upcoming game.

#### <http://media.lsuports.net>

Media can access images for all LSU athletic teams, including action shots, heads shots, logos, etc. To gain access to the high-resolution pictures, email Michael Bonnette. You will be assigned a login and password that will enable you to retrieve pictures. This service is for the media use only.

#### CollegePressBox.com

Collegepressbox.com is the official media website for SEC Football. Access and download weekly game notes, quotes, statistics, media guides, headshots, logos and more for the conference and each of its member schools. Login information will be distributed to accredited media or you can apply for a password by sending an e-mail to [password@collegepressbox.com](mailto:password@collegepressbox.com).

### LSU Football on Twitter & Facebook

[facebook.com/lsufootball](http://facebook.com/lsufootball)  
[twitter.com/lsufball](http://twitter.com/lsufball)  
[twitter.com/lsucoachmiles](http://twitter.com/lsucoachmiles)  
[twitter.com/lsumediaalerts](http://twitter.com/lsumediaalerts)  
[LSUports.net/connect](http://LSUports.net/connect)

**LSU-Ole Miss Twitter Hashtag: #LSUOM**





## THE LES MILES FILE

**Born:** Nov. 10, 1953

**Hometown:** Elyria, Ohio

**Wife:** Kathy

**Children:** Kathryn "Smacker", Leslie Matthew, "Manny", Benjamin, and Macy Grace

**College:** Michigan, '76

### Coaching Experience

1980-81	Assistant Coach	Michigan
1982-86	Assistant Coach	Colorado
1987-94	Assistant Coach	Michigan
1995-97	Assistant Coach	Oklahoma State
1998-00	Assistant Coach	Dallas Cowboys
2001-04	Head Coach	Oklahoma State
2005-	Head Coach	LSU

## LES MILES NOTABLES

<b>72-17</b>	Overall Record at LSU
<b>43-4</b>	Record vs. Unranked Teams
<b>42-6</b>	Record in Tiger Stadium
<b>39-15</b>	Record in SEC Regular Season Games
<b>29-13</b>	Record vs. Top 25 Teams
<b>24-9</b>	Record vs. SEC Western Division
<b>21-6</b>	Record in SEC Home Games
<b>18-9</b>	Record in SEC Road Games
<b>18</b>	Fourth Quarter/Overtime Comeback Wins For LSU Since 2005
<b>11-9</b>	Record vs. Top 10 Teams
<b>14</b>	Number of wins over coaches who have won a national title *
<b>5-1</b>	Record in Bowl Games
<b>2-0</b>	Record in BCS Bowl Games
<b>1</b>	BCS National Championship
<b>1</b>	SEC Championship

\* - Came against Philip Fulmer (twice), Urban Meyer (three times), Larry Coker, Steve Spurrier (twice), Nick Saban (three times), Gene Chizik and Jim Tressel.

# Les Miles

## HEAD COACH • SEVENTH SEASON

The driving force behind the LSU Tigers' continued dominance at the national level is head coach Les Miles. His steadfast approach expects excellence and dedication from his players, coaching staff and all who contribute to the success of LSU Football.

Since taking over as head coach at LSU in January of 2005, Miles has guided the Tigers to the 2007 BCS National Title and to three Top 5 rankings. Miles' seven-year record with the Tigers is 72-17, which also includes a Southeastern Conference title, two appearances in the SEC Championship Game and five bowl victories.

LSU's success under Miles hasn't been just on the playing field as the Tigers have also excelled in both the classroom as well as being active participants within the community. With an approach that demands his players strive for excellence and pursue an education while representing the University in first-class fashion, the response by the players has been overwhelming. In addition to averaging over 10 wins for the past six years, the Tigers have also had 104 players earn a spot on the SEC Academic Honor Roll with another 133 earning their college diploma. LSU has graduated 62 of its 80 seniors since the 2007 season.

The Tigers also played an instrumental role in the recovery efforts in 2005 following Hurricanes Katrina and Rita, two of the most devastating natural disasters to hit the Louisiana coast.

On the field, the Tigers have produced 37 NFL Draft picks over the past six years, including a school-record four first-round picks in the 2007 draft. In 2007, senior defensive tackle Glenn Dorsey became the most decorated defender in school history, winning four national awards – the Lombardi, Outland, Nagurski and Lott Trophies.

Cornerback Patrick Peterson claimed two national awards in 2010 - the Thorpe Award as the nation's top defensive back and the Bednarik Award as the country's top defender.

The foundation for LSU football is more stable than ever. After 72 wins over the past six years -- including 29 over foes ranked among the nation's top 25 -- and with six straight Top 10 recruiting classes, Miles and the Tigers have solidified LSU's standing as one of college football's premier programs.

One of Les Miles' most impressive qualities is his selfless desire to assist others. Each year, Miles and his wife Kathy host an event that raises nearly \$100,000 for the Children's Miracle Network. In addition, he is active in community service events such as the Mary Bird Perkins Cancer annual fundraiser, the Special Olympics and the Baton Rouge Children's Advocacy Center Celebrity Waiter Event.

Miles spent a week in June of 2006 taking part in the USO Tour, where the Tiger head coach visited American troops serving in Kuwait and Iraq. Miles was joined on the tour, which serves as a morale booster for the troops serving abroad, by former Notre Dame coach Lou Holtz and Tampa Bay Rays owner Vincent Naimoli.

The week-long trip saw Miles visit several U.S. bases in Kuwait before traveling to Iraq, where he met with hundreds of American troops and even flew over the city of Baghdad in a Black Hawk helicopter.

When Miles isn't overseeing his LSU football family, he can most likely be found in the bleachers supporting his wife and kids at their sporting events.

## BY THE NUMBERS: LES MILES AT LSU

	2005	2006	2007	2008	2009	2010	2011	TOTALS
vs. Unranked teams	6-0	8-0	5-1	6-2	8-1	6-0	4-0	43-4
vs. Top 25 teams	5-2	3-2	7-1	2-3	1-3	5-2	6-0	29-13
vs. Top 10 teams	2-1	2-2	3-0	1-2	0-3	1-1	2-0	11-9
SEC Regular Season	7-1	6-2	6-2	3-5	5-3	6-2	6-0	39-15
vs. SEC Western Division	5-0	4-1	4-1	2-3	3-2	3-2	3-0	24-9
vs. SEC Eastern Division	2-1	2-1	2-1	1-2	2-1	3-0	3-0	15-6
SEC home games	3-1	4-0	3-1	1-3	3-1	4-0	3-0	21-6
SEC road games	4-0	2-2	3-1	2-2	2-2	2-2	3-0	18-9
All home games	5-1	8-0	6-1	5-3	6-1	7-0	5-0	42-6
All road games	5-0	2-2	4-1	2-2	3-2	2-2	4-0	22-9
Neutral Site games	1-1	1-0	2-0	1-0	0-1	2-0	1-0	8-2
Bowl games	1-0	1-0	1-0	1-0	0-1	1-0	0-0	5-1

## THE LES MILES RECORD

YEAR	SCHOOL	OVERALL RECORD	CONF. RECORD	NOTES
2001	Oklahoma State	4-7	2-6	
2002	Oklahoma State	8-5	5-3	Houston Bowl Champions
2003	Oklahoma State	9-4	5-3	
2004	Oklahoma State	7-5	4-4	
2005	LSU	11-2	7-1	No. 5, SEC West Champions
2006	LSU	11-2	6-2	No. 3, Sugar Bowl Champions
2007	LSU *	12-2	6-2	National Champions, SEC Champs
2008	LSU	8-5	3-5	Chick-fil-A Bowl Champions
2009	LSU	9-4	5-3	No. 17, Capital One Bowl
2010	LSU	11-2	6-2	No. 8, Cotton Bowl Champions
2011	LSU	10-0	6-0	
<b>TOTALS (10th year)</b>		<b>100-38</b>	<b>55-31</b>	
<b>LSU Record (6th year)</b>		<b>72-17</b>	<b>39-15</b>	
<b>Oklahoma State Record (4 years)</b>		<b>28-21</b>	<b>16-16</b>	

## TRACKING THE TIGERS

WEEK	AP	COACHES	HARRIS	BCS
Preseason	4	4	--	--
Week 2: 9/6	2	3	--	--
Week 3: 9/11	3	3	--	--
Week 4: 9/18	2	3	--	--
Week 5: 9/25	1	t2	--	--
Week 6: 10/2	1	2	--	--
Week 7: 10/9	1	2	1	--
Week 8: 10/16	1	2	1	1
Week 9: 10/23	1	1	1	1
Week 10: 10/30	1	1	1	1
Week 11: 11/6	1	1	1	1
Week 12: 11/13	1	1	1	1

## ASSOCIATED PRESS POLL (NOV. 13)

RK.	TEAM	REC.	POINTS
1.	<b>LSU (60)</b>	<b>10-0</b>	<b>1,500</b>
2.	Oklahoma State	10-0	1,432
3.	Alabama	9-1	1,380
4.	Oregon	9-1	1,326
5.	Oklahoma	8-1	1,230
6.	Arkansas	9-1	1,217
7.	Clemson	9-1	1,075
8.	Stanford	9-1	1,071
9.	Virginia Tech	9-1	1,000
10.	Boise State	8-1	880
11.	Houston	10-0	867
12.	Michigan State	8-2	767
13.	Georgia	8-2	756
14.	South Carolina	8-2	706
15.	Wisconsin	8-2	676
16.	Kansas State	8-2	629
17.	Nebraska	8-2	583
18.	USC	8-2	564
19.	TCU	8-2	402
20.	Michigan	8-2	381
21.	Penn State	8-2	320
22.	Southern Miss	9-1	250
23.	Florida State	7-3	107
24.	Notre Dame	7-3	93
25.	Baylor	6-3	68

## USA TODAY COACHES POLL (NOV. 13)

RK.	TEAM	REC.	POINTS
1.	<b>LSU (59)</b>	<b>10-0</b>	<b>1,475</b>
2.	Oklahoma State	10-0	1,410
3.	Alabama	9-1	1,340
4.	Oregon	9-1	1,300
5.	Oklahoma	8-1	1,228
6.	Arkansas	9-1	1,170
7.	Virginia Tech	9-1	1,045
8.	Clemson	9-1	1,042
9.	Stanford	9-1	1,024
10.	Houston	10-0	927
11.	Boise State	8-1	831
12.	Michigan State	8-2	791
13.	Wisconsin	8-2	745
14.	South Carolina	8-2	727
15.	Georgia	8-2	698
16.	Nebraska	8-2	615
17.	Kansas State	8-2	501
18.	Michigan	8-2	477
19.	TCU	8-2	392
20.	Southern Miss	9-1	386
21.	Penn State	8-2	361
22.	Florida State	7-3	189
t23.	Georgia Tech	7-3	87
t23.	West Virginia	7-3	87
25.	Notre Dame	7-3	86

## GAME CENTER: LSU VS. OLE MISS

**Date/Time:** Saturday, Nov. 19 at 6 p.m CT

**Location:** Oxford, Miss. - Vaught-Hemingway Stadium (60,580)

**Television:** ESPN (cable ch. 35 or HD ch. 1035 in Baton Rouge  
CST (delay on Sunday/Wednesday nights) – cable ch. 37 or HD ch. 1037 in Baton Rouge

**Radio:** LSU Sports Radio Network - 98.1 FM in Baton Rouge  
Sirius Satellite Radio - ch. 85; XM Radio – ch. 85

**Series Record:** LSU leads 56-39-4

**Series Notes:**

LSU and Ole Miss meet for the 100th time with the Tigers holding a 56-39-4 lead in the series that dates back to 1894 ... LSU snapped Ole Miss' two-game winning streak in the series with a 43-36 victory last year in Tiger Stadium ... Ole Miss won the last meeting between the teams in Oxford by a 25-23 count in 2009 ... LSU last won in Oxford in 2007 with a 41-24 victory ... LSU is 8-6-1 all-time in games played in Oxford ... Last two games between teams were decided by a total of nine points ... LSU goes into the Ole Miss game ranked in the Top 25 for the 10th straight year ... LSU coach Les Miles is 4-3 vs. Ole Miss, which includes a 4-2 record with the Tigers.

## LAST TIME OUT: #1 LSU 42, Western Kentucky 9 • BATON ROUGE, LA.

**Alfred Blue** rushed for a career-high 119 yards and two touchdowns as LSU overcame a sluggish first half to beat Western Kentucky, 42-9, for Homecoming in Tiger Stadium. **Jordan Jefferson** started at quarterback for the first time this year and he responded with 168 yards passing and one score. The Tigers took a 7-0 lead midway through the first quarter when Jefferson connected with **Rueben Randle** on a 59-yard TD pass. The Hilltoppers responded with a 10-play drive to tie the game at 7-7 at the 1:26 mark in the first quarter. LSU regained the lead at 14-7 just before halftime when **Kenny Hilliard** scored the first of his two TDs on a 1-yard run. The Tigers opened the second half by scoring TDs on four of their first five possessions. Hilliard stretched the lead to 21-7 with another 1-yard run at the 8:58 mark in the third quarter. Following a Western Kentucky safety that got the Hilltoppers to within 21-9, LSU put the game out of reach at 35-9 on a pair of rushing scores by Blue – one going for 45 yards and the other from 4-yards out. **Jarrett Lee** hit **Kadron Boone** with a 5-yard TD pass to close out the scoring for the Tigers. Despite allowing a TD in the first quarter for the first time all season, LSU's defense still managed to hold Western Kentucky to 248 total yards (129 rushing, 97 passing). **Kevin Minter** led the Tigers on defense with a career-high 11 tackles, while **Ryan Baker** added nine stops. **Barkevious Mingo**, **Sam Montgomery** and **Ron Brooks** all had sacks for LSU, while **Tahj Jones** picked off the first pass of his career.

## NOTEBOOK

### Additional Storylines

- LSU goes after its seventh SEC win against Ole Miss. LSU has never been 7-0 in SEC action.
- In 40 quarters, LSU has trailed at the conclusion of just 2 quarters (1st quarter vs. Oregon, 6-3; 3rd vs. Alabama, 6-3).
- In 40 quarters of action, LSU's defense has held opponents without a TD in 31 quarters.
- LSU has allowed only 47 points in six SEC games, the fewest since the 1962 team allowed just 25 points over that span.
- LSU allowed a TD in the first quarter for the first time all season last week against Western Kentucky.
- LSU has won 17 straight games when winning the turnover battle. Under Les Miles, LSU is 33-4 when forcing more turnovers than they give up.
- LSU has forced 21 turnovers this year and the Tigers have scored points either on the turnover or on the ensuing drive 13 times (10 TDs, 3 FG).
- LSU QBs **Jordan Jefferson** and **Jarrett Lee** are the only quarterbacks in the SEC who have each thrown for 30 TD passes in their career. Lee (32) and Jefferson (31) are both in the top 10 in school history in that category.
- Jefferson and Lee rank Nos. 1-2 in the SEC in terms of wins by an active QB. Jefferson has won 21 games, while Lee has 14 victories to his credit.

### A Win Over Ole Miss Would....

- Make LSU 11-0 for the first time since 1958
- Give LSU 11 wins during the regular season for just the second time in school history (other came in 2003).
- \* Allow LSU to join Alabama as the only schools in SEC history to win at least 11 games five times in a 7-year span. Alabama won 11 games six times during a 7-year span twice - 1971-77 and 1973-79. LSU will have done it from 2005-11.
- Give LSU coach Les Miles 11 wins in a season for the 5th time in seven years.
- Run LSU's overall winning streak to 12 straight, the longest since winning 13 in a row from 2006-07.

### LSU and Ole Miss To Play In "Magnolia Bowl" For Fourth Straight Year

For the fourth straight year, LSU and Ole Miss will play in what is called the "Magnolia Bowl". The "Magnolia Bowl" was created in a joint effort between the student governments of both schools in the spring of 2008. The purpose of the Magnolia Bowl is to enhance the spirit of the LSU-Ole Miss football rivalry. The Magnolia Bowl Trophy will be presented to the winner of Saturday's game and will remain in possession of that school until next year's meeting. Next week, LSU will face Arkansas in the Battle for the Boot.



## Tigers Hold Top Spot In BCS Standings For Fifth Straight Week

Undefeated LSU held onto the top spot in the BCS Standings for the fifth straight week following the win over Western Kentucky. The BCS formula is consisted of three parts – USA Today Coaches poll, Harris Interactive, and computer polls. LSU stands atop the BCS standings this week with a .9933 rating. Oklahoma State is second in the BCS with a .9642 rating, followed by Alabama (.9099), Oregon (.8755) and Oklahoma (.8400). Other SEC teams in the BCS standings include: Arkansas at No. 6, South Carolina at No. 12, Georgia at No. 14, and Auburn at No. 24.

## LSU's No. 1 In AP Poll For Eighth Straight Week; Longest Streak For Tigers Since 1959

LSU remained No. 1 in the nation for the eighth straight week on Sunday as the Tigers held onto the top spot in the Associated Press poll following their 42-9 win over Western Kentucky. LSU has been ranked No. 1 in the AP poll since the day after beating West Virginia on Sept. 24. LSU is also ranked No. 1 in the Harris Interactive Poll for the sixth straight week and they are No. 1 in the USA Today Coaches Poll for the fourth straight week. LSU will play its seventh straight game as the nation's top-ranked team on Saturday against Ole Miss. LSU hasn't played seven straight games as the nation's No. 1 ranked team since 1959 when the Tigers played their first seven games of the year ranked No. 1. LSU is ranked No. 1 during the regular season for the first time since 2007. Les Miles has guided LSU to No. 1 rankings during the regular season on three different occasions (twice in 2007 and now this year). Miles and Paul Dietzel in 1958 and 1959 are the only two coaches in school history to have teams ranked No. 1 in the nation in two different seasons. LSU first appeared at No. 1 in the AP Poll on Oct. 28, 1958 following a 10-7 win over Florida. LSU remained No. 1 in the AP Poll for the remainder of the year on its way to claiming the national title in 1958.

## LSU Is 20-3 In Games Played As No. 1 Ranked Team

LSU goes into the Ole Miss game with a 20-3 record in games played as the nation's No. 1 ranked team. LSU was 5-0 as the No. 1-ranked team in 1958, followed by a 7-1 record at the top spot in 1959. LSU was 2-2 as the No. 1-ranked team in 2007 and they are 6-0 this year. LSU is 8-2 under **Les Miles** in games as the nation's top-ranked team.

## LSU's 11-game Win Streak Leads Nation; Fourth-Longest Streak In School History

LSU's 11-game winning streak ties with Oklahoma State as the longest in the nation and it ranks as the fourth-longest in school history. LSU won a school-record 18 straight games over the 1958-59 seasons. The second-longest winning streak came from 1907-09 when the Tigers won 15 in a row. LSU also won 13 straight from 2006-07, which ranks third in school history. In addition to the current 11-game streak, LSU also won 11 straight games on two other occasions – 1972-73 and 1961-62.

## Claiborne 1 Of 5 Finalist For Nagurski Award As Nation's To Defender

LSU CB Morris Claiborne has been named as one of five finalist for the Nagurski Award, which goes to the top defender in college football. Joining Claiborne on the list of finalist include: Alabama DB Mark Barron, Boston College LB Luke Kuechly, Illinois DE Whitney Mercilus and Penn State DT Devon Still. The Bronko Nagurski Trophy will be awarded during the annual Bronko Nagurski Awards Banquet presented by ACN scheduled for Monday, December 12th at The Westin Hotel in Charlotte, N.C. In 10 games, Claiborne has been a key component for an LSU defense that ranks among the top 5 in the nation four categories. Claiborne has 38 tackles, 4 interceptions and 5 pass breakups for the top-ranked Tigers. Former Tiger Glenn Dorsey won the 2007 Nagurski Trophy.

## You're My Boy (Alfred) Blue!

**Alfred Blue** had the best game of his career against Western Kentucky, rushing for a career-best 119 yards and two scores in the 42-9 LSU win. Blue averaged 13.2 yards on 11 carries. He scored on runs of 45 and 4 yards during the second half as the Tigers overcame a sluggish start to outscore the Hilltoppers, 28-2, in the second half. For the year, Blue has rushed for 371 yards and 6 TDs on 66 carries. The 6 TDs tie with **Spencer Ware** and **Michael Ford** for team-high honors. Blue is averaging 5.6 yards per carry, second among all LSU running backs.

## Tigers On Verge Of Having 3 Running Backs With 500 Yards In Same Season

For the first time since 1997, LSU is on the cusp of having three running backs top the 500-yard mark for rushing yards this year. **Spencer Ware** and **Michael Ford** have already reached the mark with 580 and 575 yards respectively. **Alfred Blue**, following his 119-yard effort vs. Western Kentucky, is up to 371 yards for the season. The last time the Tigers had three running backs reach the 500-yard mark in the same season came in 1997 when Kevin Faulk (1,144 yards), Rondell Mealey (664), and Cecil Collins (596) did it.

## Reid Earns Spot On Academic All-District Team

Safety **Eric Reid** picked up a third honor for the week on last Friday as the sophomore was named to the Capital One Academic All-District team, the College Sports Information Directors of America announced. On Monday, Reid was named the Southeastern Conference Defensive Player of the Week as well as being named the Bronko Nagurski National Defensive Player of the Week for his performance in LSU's 9-6 overtime win over second-ranked Alabama. Reid maintains a 3.33 grade point average in business administration. By placement on the Academic All-District team, Reid is now eligible for the Capital One Academic All-America honors. To be eligible for Academic All-America honors, student-athletes must have at least a 3.3 grade point average and be a key contributor for his team.

## HARRIS INTERACTIVE POLL (NOV. 13)

RK.	TEAM	REC.	POINTS
1.	LSU (115)	10-0	2,875
2.	Oklahoma State	10-0	2,750
3.	Alabama	9-1	2,620
4.	Oregon	9-1	2,545
5.	Oklahoma	8-1	2,379
6.	Arkansas	9-1	2,297
7.	Stanford	9-1	2,041
8.	Clemson	9-1	2,024
9.	Virginia Tech	9-1	1,949
10.	Houston	10-0	1,792
11.	Boise State	8-1	1,766
12.	Michigan State	8-2	1,471
13.	Wisconsin	8-2	1,390
14.	Georgia	8-2	1,366
15.	South Carolina	8-2	1,324
16.	Nebraska	8-2	1,260
17.	Kansas State	8-2	1,092
18.	Michigan	8-2	896
19.	Penn State	8-2	765
20.	Southern Miss	9-1	699
21.	TCU	8-2	692
22.	West Virginia	7-3	264
23.	Florida State	7-3	261
24.	Georgia Tech	7-3	214
25.	Baylor	6-3	145

## BCS STANDINGS (NOV. 13)

RK.	TEAM	REC.	AVG.
1.	LSU	10-0	.9933
2.	Oklahoma State	10-0	.9642
3.	Alabama	9-1	.9099
4.	Oregon	9-1	.8755
5.	Oklahoma	8-1	.8400
6.	Arkansas	9-1	.7974
7.	Clemson	9-1	.6935
8.	Virginia Tech	9-1	.6755
9.	Stanford	9-1	.6747
10.	Boise State	8-1	.5959
11.	Houston	10-0	.5673
12.	South Carolina	8-2	.5278
13.	Kansas State	8-2	.4965
14.	Georgia	8-2	.4528
15.	Michigan State	8-2	.4393
16.	Nebraska	8-2	.3817
17.	Wisconsin	8-2	.3329
18.	Michigan	8-2	.2950
19.	TCU	8-2	.2522
20.	Southern Miss	9-1	.2449
21.	Penn State	8-2	.2303
22.	Baylor	6-3	.1361
23.	Texas	6-3	.1196
24.	Auburn	6-4	.0785
25.	Florida State	7-3	.0730

## TIGER TRENDS

	2011	Miles
August	0-0	2-0
September	4-0	24-2
October	4-0	20-6
November	2-0	20-7
December-January	0-0	6-2

### LSU's Conference Record...

at home	3-0	21-6
on the road	3-0	18-9
neutral	0-0	0-0

### LSU's Non-Conference Record...

at home	2-0	21-0
on the road	1-0	4-0
neutral	1-0	7-1

### LSU vs. Ranked Opponents...

at home	2-0	10-4
on the road	3-0	11-7
neutral	1-0	8-2

### LSU's Record in Games...

decided by 7 pts or less	0-0	23-8
decided by 3 pts or less	1-0	8-5
Away during the day	1-0	11-7
Away at night	3-0	12-1
Home during the day	3-0	11-5
Home at night	2-0	31-2

### LSU's Record When Scoring...

less than 20 points	2-0	5-8
20+ points	0-0	57-9
25+ points	8-0	56-5

### LSU's Record When Allowing...

14 or fewer points	8-0	43-2
24 or fewer points	1-0	55-6
25+ points	1-0	10-10

### LSU's Record When...

Leading after the 1st qtr	5-0	50-4
Trailing after the 1st qtr	1-0	9-10
Leading at halftime	9-0	57-6
Trailing at halftime	0-0	13-9
Leading after the 3rd qtr	9-0	58-5
Trailing after the 3rd qtr	1-0	11-11
Tied going into the 4th qtr	0-0	5-3

### LSU's Record With...

less than 300 yards	2-0	9-10
400+ yards total offense	3-0	29-3
500+ yards total offense	0-0	6-0
600+ yards total offense	0-0	0-0
less than 100 yards rush	0-0	4-10
100+ yards rushing	2-0	58-6
150+ yards rushing	5-0	47-4
200+ yards rushing	1-0	22-3
250+ yards rushing	2-0	10-1
less than 200 yards pass	7-0	32-10
300+ yards passing	0-0	7-1
350+ yards passing	0-0	2-0
400+ yards passing	0-0	0-0
450+ yards passing	0-0	0-0

### LSU's Record When Allowing...

less than 200 total yards	3-0	18-1
less than 300 total yards	5-0	46-4
less than 400 total yards	1-0	53-9
400+ yards total offense	1-0	7-8
less than 100 yards rush	7-0	41-3
100+ yards rush	3-0	28-15
less than 200 yards pass	8-0	51-6
less than 250 yards pass	1-0	55-10
less than 300 yards pass	0-0	57-12
300+ yards pass	1-0	5-2

## Wing Named One Of 10 Semifinalist For Ray Guy Award

LSU's **Brad Wing** has been named as one of 10 semifinalists for the Ray Guy Award, which recognizes the most outstanding punter in college football, the Augusta Sports Council announced on Friday. Wing, a redshirt freshman from Melbourne, Australia, is one of two players from the SEC on the list. He's joined by Auburn punter Steven Clark. Wing is the only freshman on the list of semifinalist. Ryan Allen of Louisiana Tech also made the list that consists of six juniors, three sophomores and a freshman. For the year, Wing is averaging 42.9 yards on 39 punts. He's had 20 of his punts downed inside the 20-yard line and 12 have traveled at least 50 yards. LSU currently leads the SEC and ranks No. 7 in the nation in net punting with a 40.4 average. Wing and the Tiger punt coverage unit have allowed just seven punt return yards this year. Wing has twice been named the SEC Special Teams Player of the Week this season. The candidates were evaluated on their overall statistics and contribution to the team. Particular emphasis was placed on the punter's net average, percentage of total punts inside the 20-yard line and percentage of punts not returned. A national voting body of Football Bowl Subdivision (FBS) coaches, sports information directors, national media and former Ray Guy Award winners will decide the three award finalists, who will be announced on November 21. Voters will then cast a second round of ballots to decide the winner.

## Saturday Night Special – Tigers Are 50-4 In Night Games Under Miles

LSU football loves a night game and with the results that the Tigers have had under **Les Miles**, it's hard to argue. The Tigers are 50-4 in night games under Miles compared to a 22-13 mark in games played during the day. LSU is 12-1 in away night games under Miles with the only loss coming at Florida in 2008 by a 51-21 count. LSU is 31-2 in night games in Tiger Stadium under Miles and they are 43-3 in Saturday Night Games during the Miles era no matter the location. The only two home losses at night for the Tigers under Miles have come in 2005 on a Monday night against Tennessee by a 30-27 count in overtime and a 13-3 loss to No. 1-ranked Florida in 2009. The following is a breakdown of LSU's night game results under Miles:

Year	Overall Night Record	Home Night	Away Night	Neutral Night	Saturday Night	Day
2005	7-2	3-1	3-0	1-1	6-1	4-0
2006	8-0	7-0	0-0	1-0	7-0	3-2
2007	7-0	5-0	1-0	1-0	5-0	5-2
2008	7-1	4-0	2-1	1-0	6-1	1-4
2009	7-1	6-1	1-0	0-0	7-1	2-3
2010	8-0	4-0	2-0	2-0	7-0	3-2
2011	6-0	2-0	3-0	1-0	5-0	4-0
<b>Totals</b>	<b>50-4</b>	<b>31-2</b>	<b>12-1</b>	<b>7-1</b>	<b>43-3</b>	<b>22-13</b>

## At 10-0, LSU Off To Best Start Since 1958; Tigers Reach Double-Digits In Wins For 12th Time In School History

With a 10-0 overall record, LSU is off to its best start since 1958 when the Tigers won all 11 of their games during the national championship season. LSU also won all 10 of its games in 1908. With 10 wins this year, LSU has now reached double-digits in victories 12 times in school history. LSU coach **Les Miles** has reached double-digit victories five times in his seven years with the Tigers. LSU's other seasons with double-figure wins came in 1908 (10-0), 1958 (11-0), 1961 (10-1), 1987 (10-1-1), 1996 (10-2), 2001 (10-3), 2003 (13-1), 2005 (11-2), 2006 (11-2), 2007 (12-2), 2010 (11-2).

## LSU's 6-0 In League Play For First Time Since 1961

LSU's 6-0 start in SEC action is the first time since 1961 that the Tigers have won their first six SEC games. LSU is a victory over Ole Miss away from being 7-0 in SEC play for the first time in school history. LSU has won seven SEC games during the regular season twice as they went 7-1 in both 2003 and 2005.

## LSU Runs Nation's Longest Non-Conference Regular-Season Winning Streak To 37 Straight

LSU ran the nation's longest non-conference regular season winning streak to 37 in a row after beating Western Kentucky, 42-9. The Tigers haven't lost a non-conference regular-season game since falling to Virginia Tech, 26-8, in the 2002 season opener in Blacksburg, Va. Wisconsin is second on the list with 31 straight non-conference regular-season wins. Les Miles has accounted for 27 of the 37 wins during the streak. The 37-game non-conference regular season win streak is the second-longest such winning streak in the FBS era (since 1978) and is just two wins shy of tying Kansas State from 1993-2003 for the longest streak (39). The West Virginia win marked the sixth ranked team LSU has defeated during the streak. Kansas State defeated just one ranked team during its run, and Miami defeated 12 teams ranked in the AP poll during its streak.

## LSU's Won First Eight Games By Double-Digits – A First In School History

LSU's streak of wins by double-figures to start a season came to an end against Alabama. Still, the eight wins to open the year by double-figures is a school record. Dating back to last year, LSU had won nine consecutive games by double-figures, which tied the school record set in 1936. Prior to this year, LSU's longest streak to open a season with double-digit victories was five, which has been done three times in the SEC era (1933-presnet): 1958, 1959, and 2007. LSU won the national title in both 1958 and 2007.

## Tigers Bowl Eligible For Record 12th Straight Year

The win over Florida on Oct. 8 gave the Tigers their sixth win this year, thus making LSU bowl eligible for a school-record 12th straight season. Since the start of the 2000 season, LSU has played in the BCS National Championship twice (2003, 2007), Chick-fil-A Peach Bowl (2000, 2005, 2008), Sugar Bowl (2001, 2003, 2006), Cotton Bowl (2002, 2010)) and Capital One Bowl (2004, 2009) in consecutive years.

## LSU's Trailed At Conclusion Of Just Two Quarters All Season

LSU's streak of minutes without trailing in a game came to a halt in the second quarter against Alabama when the Crimson Tide kicked a field goal for a 3-0 lead. It marked the first time that LSU has trailed in a game since the second quarter of the season-opener against Oregon. In 40 quarters of play this year, LSU has trailed at the conclusion of just two quarters – the first quarter against Oregon (trailed 6-3) and the third quarter against Alabama (trailed 6-3).

## LSU's Honey Badger – Tyrann Mathieu – Making Plays All Over Field

LSU sophomore CB **Tyrann Mathieu**, dubbed the Honey Badger by the national media, continues to impress with his uncanny ability to come up with big play after big play. Mathieu did it again against Florida, intercepting a pass in the endzone for his third straight game with a takeaway (the streak ended against Tennessee). Against Kentucky, Mathieu recovered a fumble that he forced, and then returned it 23 yards for a touchdown. It's was the second time this year that Mathieu returned a fumble that he forced for a touchdown. Now just 22 games into his career, Mathieu has established the LSU career record for forced fumbles with nine, breaking the previous mark of seven held by Ali Highsmith. Mathieu has been responsible for 10 turnovers (4 interceptions, 6 fumble recoveries) and he's also forced another 9 fumbles. In addition to his turnover creating ability, Mathieu has established himself as an outstanding defender, ranking second on team with 54 tackles this year. In 22 career games, Mathieu has 14.0 tackles for loss, 6.0 sacks and 12 pass breakups.

## LSU Continues Its Overall and Tiger Stadium Winning Streaks; Tigers Lead Nation With 11 Straight Wins

LSU ran its Tiger Stadium winning streak to 16 straight with the win over Western Kentucky. The Tigers have also won 11 straight games dating back to last year's 41-24 win over Texas A&M in the Cotton Bowl. The 16-game Tiger Stadium winning streak is the second-longest active streak in college football, while LSU's 11 consecutive overall wins ties with Oklahoma State as the longest streak in the nation. Here's a look at the various winning streaks that LSU is currently riding heading into the Alabama game:

Type	Streak	National Rank	Last Loss
Wins in regular-season non-conference games	37	1st	Va. Tech (2002)
Wins in night games	18	--	Florida (2009)
Wins in Tiger Stadium	16	T3rd	Florida (2009)
Overall wins	11	T2nd	Arkansas (2010)
Wins in road night games	7	--	Florida (2008)
Wins against SEC Eastern Division	6	--	Florida (2009)
Wins against Top 25 teams	7	--	Arkansas (2010)

## LSU Defense Has Held Opponents Without TDs In 31-Of-40 Quarters; LSU Has Scored TDs in 29-of-40 Qtrs

LSU goes into the Ole Miss game having held its opponents without a touchdown in 31 of 40 quarters this year. For the first time this year LSU allowed a first quarter touchdown when Western Kentucky scored in the opening period. LSU has allowed just 19 first quarter points and 49 first half points this season. In 10 games, LSU has surrendered just one TD and four field goals in the first quarter. LSU went nine straight quarters without allowing a touchdown in wins over Northwestern State, Mississippi State and West Virginia. The Mountaineers snapped the streak with a second quarter TD in week 4. On the flip side, the Tigers have scored TDs in 29 of 40 quarters this year on their way to averaging 36 points per game. LSU saw its streak of consecutive quarters with a TD snapped at 11 against Florida when the Tigers only had a field goal in the third quarter. The Tigers had scored in 31 consecutive quarters before going scoreless in the first quarter against Tennessee.

## LSU Leads SEC, Ranked No. 3 In Nation In Turnover Margin; LSU's 6 Turnovers Are Fewest In Nation

One reason for LSU's success through the first 10 games of the season has been its ability to take care of the football as the Tigers have turned the ball over just six times (3 fumbles, 3 interceptions) all year. LSU leads the SEC and ranks No. 3 in the nation in turnover margin at plus-1.5 per game. Overall, LSU is plus-15 in the turnover margin category as the Tigers have forced 21 turnovers (7 fumbles, 14 interceptions), while giving the ball up only six times. LSU's six turnovers tie with Wisconsin as the fewest in the nation. LSU went 20 straight quarters without a turnover before Jarrett Lee threw an interception on the Tigers' second possession against Alabama.

## LSU's Turnover Streak Snapped At 60 Possessions Against Alabama

It was bound to come to an end and it did against Alabama as the Tigers turned the ball over two times – both interceptions – in the 9-6 win over the Crimson Tide. LSU's first quarter interception snapped a streak that had seen the Tigers not turn the ball over since the fourth quarter against Mississippi State. Since its turnover at the 10:08 mark in the fourth quarter against Mississippi State, LSU went 60 offensive possessions, 346 offensive snaps and 180 minutes and 23 seconds without a turnover.

## HONORS

### 30 Drew Alleman, PK

*Lou Groza Award Semifinalist*

Lou Groza Star of the Week (at Mississippi State)

Lou Groza Star of the Week (at Alabama)

### 22 Ryan Baker, LB

*Bednarik Award Watch List*

*Butkus Award Watch List*

Second-Team Preseason All-SEC (Coaches, Media)

### 33 Odell Beckham, Jr.

SEC Freshman of the Week (at Mississippi State)

### 60 Will Blackwell, OG

SEC Offensive Lineman of the Week (vs. Florida)

### 17 Morris Claiborne, CB

*Bednarik Award Semifinalist*

*Nagurski Award Watch List*

*Thorpe Award Watch List*

Third-Team Preseason All-American (Sporting News, Phil Steele)

First-Team Preseason All-SEC (Coaches, Media)

No. 15 ESPN.com's Top SEC Players

Walter Camp National Defensive Player of the Week (vs. Mississippi State)

### Defensive Coordinator John Chavis

National Def. Coordinator of the Week vs. Oregon, at Alabama (Rivals.com)

### 78 Chris Faulk, OT

SEC Offensive Lineman of the Week (at Tennessee)

### 72 Alex Hurst, OT

Second-Team Preseason All-SEC (Media)

Third-Team Preseason All-SEC (Coaches)

### 93 Bennie Logan, DT

SEC Defensive Lineman of the Week (at Mississippi State)

### 64 P.J. Lonergan, C

*Rimington Award Watch List*

### 7 Tyrann Mathieu, CB

*Bednarik Award Semifinalist*

Second-Team Preseason All-SEC (Coaches)

Third-Team Preseason All-SEC (Media)

SEC Defensive Player of the Week vs. Oregon

(SEC, Rivals.com)

Walter Camp National Defensive Player of the Week (at West Virginia)

### 49 Barkevious Mingo, DE

SEC Defensive Lineman of the Week (vs. Auburn)

Second-Team Preseason All-SEC (Coaches)

Third-Team Preseason All-SEC (Media)

### 99 Sam Montgomery, DE

Third-Team Preseason All-SEC (Coaches, Media)

SEC Defensive Lineman of the Week (vs. Kentucky)

SEC Co-Defensive Lineman of the Week (at Alabama)

### 2 Rueben Randle, WR

*Biletnikoff Award Watch List*

Second-Team Preseason All-SEC (Coaches)

### 1 Eric Reid, S

Nagurski National Defensive Player of the Week (at Alabama)

Rivals.com National Defensive Player of the Week (at Alabama)

SEC Defensive Player of the Week (at Alabama)

### 38 Brad Wing, P

*Roy Guy Award Semifinalist*

SEC Special Teams Player of the Week (at W. Virginia)

SEC Special Teams Player of the Week (vs. Auburn)

## LSU VS. TOP 25 UNDER LES MILES (29-13)

### 2005 (5-2)

Opponent	LSU Rank	Results
at #15 Arizona State	#5	W, 35-31
#10 Tennessee	#4	L, 30-27 OT
#11 Florida	#10	W, 21-17
#17 Auburn	#7	W, 20-17 OT
at #3 Alabama	#5	W, 16-13 OT
#13 Georgia	#3	L, 34-14 in SECCG
#10 Miami	#9	W, 40-3 in Peach Bowl

### 2006 (3-2)

Opponent	LSU Rank	Results
at #3 Auburn	#6	L, 7-3
at #5 Florida	#9	L, 23-10
at #8 Tennessee	#13	W, 28-24
at #5 Arkansas	#9	W, 31-26
#11 Notre Dame	#4	W, 41-14 in Sugar Bowl

### 2007 (7-1)

Opponent	LSU Rank	Results
#9 Virginia Tech	#2	W, 48-7
#12 South Carolina	#2	W, 28-16
#7 Florida	#1	W, 28-24
at #17 Kentucky	#1	L, 40-37 OT
#18 Auburn	#5	W, 30-24
at #17 Alabama	#17	W, 41-34
#14 Tennessee	#5	W, 21-14 in SECCG
#1 Ohio State	#2	W, 38-24 in BCS Game

### 2008 (2-3)

Opponent	LSU Rank	Results
at #9/10 Auburn	#6	W, 26-21
at #11 Florida	#3	L, 51-21
#9 Georgia	#11	L, 52-38
#1 Alabama	#15	L, 27-21 OT
#14 Georgia Tech	NR	W, 38-3 in Chick-fil-A Bowl

### 2009 (1-3)

Opponent	LSU Rank	Results
at #18/14 Georgia	#4	W, 20-13
#1 Florida	#4	L, 13-3
#3 Alabama	#9	L, 24-15
#11/9 Penn State	#13	L, 19-17 in Capital One Bowl

### 2010 (5-2)

Opponent	LSU Rank	Results
#18 North Carolina	#21/16	W, 30-24
#22/21 West Virginia	#15/12	W, 20-14
at #14/12 Florida	#12/9	W, 33-29
at #5 Auburn	#6	L, 24-17
#5 Alabama	#12/11	W, 24-21
at #12 Arkansas	#6	L, 31-23
#18 Texas A&M	#11	W, 41-24 in Cotton Bowl

### 2011 (6-0)

Opponent	LSU Rank	Results
#3 Oregon	#4	W, 40-27
at #25 Mississippi State	#3	W, 19-6
at #16 West Virginia	#2/3	W, 47-21
#17/18 Florida	#1/2	W, 41-11
#19/23 Auburn	#1/2	W, 45-10
#2 Alabama	#1	W, 9-6

## LSU's Jefferson Winningest Active QB in SEC With 21-7 Record; Lee and Jefferson Have Combined For 35 Wins

LSU senior **Jordan Jefferson** made his first start of the season against Western Kentucky, running his record to 21-7 as a starter at quarterback. Jefferson's 21 victories are the most of any active quarterback in the conference. Teammate **Jarrett Lee** ranks second in the league with 14 victories as the Tiger duo have combined for a 35-11 mark. Jefferson was 1-1 in 2008, 8-4 in 2009, 10-2 in 2010 and 1-0 this year. Jefferson is 13-1 as a starter in Tiger Stadium and he's 8-6 on the road.

## LSU's Australian Punter Wing Among SEC Leaders, Tigers No. 7 Nationally In Net Punting

LSU freshman punter **Brad Wing**, a native of Melbourne, Australia, ranks fourth in the SEC in punting with a 42.9 average. On 39 punts this year, Wing has had 20 downed inside the 20-yard line and 13 have gone at least 50 yards. As a unit, LSU leads the SEC and ranks seventh in the nation in net punting with a 40.39 average. On 46 punts this year, LSU has allowed only 7 punt return yards. Wing's 73-yard punt at Alabama was the third-longest in school history.

## LSU Only Team In Nation With Six Top 25 Wins

Ten games into the season, LSU is the only team in the nation with four wins over Top 25 teams. Even more impressive, four of the six wins have come away from Tiger Stadium. LSU is also the only team in the SEC to play two non-conference BCS opponents away from home this season. It marked the fourth time in school history and the first since 1988 that LSU played three Top 25 opponents through the first four weeks of the season. However, it's the first time in school history all three of those contests have come away from home.

## LSU Scores 11th Defensive Touchdown In Miles Era Against Auburn

For the 11th time since 2005, LSU scored a defensive touchdown when CB **Ron Brooks** intercepted a pass and returned it 28 yards for a third quarter TD against Auburn. It's the second defensive touchdown – and fourth on a non-offensive play – for the Tigers this year. LSU is 9-1 in games under **Les Miles** when scoring a defensive touchdown. Here's a look at the defensive scores for the Tigers since 2005:

Year	Opponent	Play	Results
2011	Auburn	Ron Brooks 28-yard interception return	LSU def. Auburn, 45-10
	Kentucky	Tyrann Mathieu 23-yard fumble return	LSU def. Kentucky, 35-7
2010	UL-Monroe	Ron Brooks 32-yard interception return	LSU def. ULM, 51-0
	UL-Monroe	Lavar Edwards 29-yard fumble return	
2009	Washington	Jacob Cutrera 29-yard interception return	LSU def. Washington, 31-23
	Miss. State	Patrick Peterson 37-yard interception return	LSU def. Miss. State, 30-26
2008	None		
2007	Tennessee	Jonathan Zenon 18-yard interception return	LSU def. Tennessee, 21-14
2006	UL-Lafayette	Jonathan Zenon 20-yard interception return	LSU def. UL-Lafayette, 45-3
	Arizona	Jonathan Zenon 41-yard interception return	LSU def. Arizona, 45-3
2005	Tennessee	Kenny Hollis 3-yard interception return	LSU lost Tennessee, 30-27 (OT)
	Vanderbilt	Ali Highsmith 22-yard fumble return	LSU def. Vanderbilt, 34-6

## LSU Defense Ranks Among Best In Nation

After another dominating performance against Western Kentucky, LSU's defense continues to rank among the best in the nation as the Tigers are ranked in the top 5 nationally in four categories. The following is a look at how LSU's defense ranks nationally:

Category	Avg.	National Rank	SEC Rank	SEC Leader
Rush Defense	83.8	3rd	2nd	Alabama (51.9)
Total Defense	253.2	2nd	2nd	Alabama (181.4)
Scoring Defense	10.7	2nd	2nd	Alabama (7.1)
Pass Efficiency Defense	96.73	2nd	2nd	Alabama (84.21)
Pass Defense	169.4	6th	3rd	Alabama (129.5)

## More On The LSU Defense

- The longest rush against LSU this year is 29 yards by Michael Dyer of Auburn.
- On 117 possessions, LSU's defense has either forced a 3-and-out or a turnover 54 times.
- 24 players have accounted for a tackle for loss with 12 registering a sack.
- 14 players have either an interception, forced fumble or fumble recovery to their credit
- Starting defensive line has combined for 30.0 tackles for loss and 15.0 sacks
- 12 players on 2-deep are either freshmen or sophomores
- LSU started 7 sophomores in win over Tennessee
- Held Alabama to 6 points, the Tide's fewest total in the Nick Saban era and fewest in a game since 2005
- \* Have allowed just one TD in the first quarter this year (Western Kentucky) and they have allowed only four first half TDs all season (Oregon, West Virginia, Tennessee and Western Kentucky).
- \* Have allowed 10 or fewer points in seven games, including four straight. It's the most times to hold an opponent to 10 or fewer points since 2003 when the Tigers did it 8 times. Prior to that, it hadn't been done since 1970 (8 times).



## LSU Has Scored 15 Special Teams TDs In Miles Era – Two This Year

LSU registered its 15th special teams touchdown under **Les Miles** when **Morris Claiborne** returned a kickoff 99 yards for a score against West Virginia in week 4. It marked the second time this year that the Tigers have scored on special teams as CB **Tyrann Mathieu** stripped Oregon punt returner Kenyon Barner of the ball and then scooped it up and ran 3-yards for the score in the season opener. LSU has scored at least one special teams touchdown in all seven seasons under Miles. LSU is 13-1 in games when scoring a special teams touchdown. The following is a breakdown of LSU's special teams touchdowns under Miles:

Year	Opponent	Play	Results
2011	West Virginia	Morris Claiborne 99-yard kickoff return	LSU def. W. Va., 47-21
	Oregon	Tyrann Mathieu 3-yard return of a fumbled punt	LSU def. Oregon, 40-27
2010	No. Carolina	Patrick Peterson 87-yard punt return	LSU def. No. Carolina, 30-24
	West Virginia	Patrick Peterson 60-yard punt return	LSU def. W. Va., 20-14
2009	Miss. State	Chad Jones 93-yard punt return	LSU def. Miss. State, 30-26
	Ole Miss	Patrick Peterson 53-yard return of a blocked FG	LSU lost Ole Miss, 25-23
	Arkansas	Trindon Holliday 87-yard punt return	LSU def. Arkansas, 33-30 (OT)
2008	North Texas	Trindon Holliday 92-yard punt return	LSU def. North Texas, 41-3
2007	So. Carolina	Colt David 15-yard run on fake field goal	LSU def. South Carolina, 28-16
	Ole Miss	Trindon Holliday 98-yard kickoff return	LSU def. Ole Miss, 41-24
2006	Fresno State	Craig Davis 77-yard punt return	LSU def. Fresno State, 34-6
	Arkansas	Trindon Holliday 92-yard kickoff return	LSU def. Arkansas, 31-26
2005	Arizona State	Mario Stevenson 55-yard return of a blocked FG	LSU def. Arizona State, 35-31
	Arizona State	Craig Steltz 29-yard return of a blocked punt	
	Auburn	Skyler Green 66-yard punt return	LSU def. Auburn, 20-17 (OT)

## LSU Leads SEC And Ranks No. 2 In Nation In Redzone Offense

LSU leads the SEC and ranks No. 2 in the nation in redzone offense as the Tigers have converted on 45-of-46 trips (35 TDs, 10 FGs) inside the redzone this year. Stanford leads the nation in redzone offense, having scored on 57-of-57 trips inside the 20-yard line. Earlier this year, LSU ran its streak of successful redzone attempts to 43 before missing a field goal from the 13-yard line against West Virginia. Prior to the unsuccessful redzone trip against West Virginia, the last time LSU didn't score when reaching the opponents 20-yard line came last year in the second quarter against McNeese State on Oct. 10 when the Tigers missed a field goal.

## Tigers Take Advantage Of Turnovers As 14 Of 21 Have Resulted In Points

LSU taken advantage of the turnovers created by its defense as the Tigers have capitalized on 14 of the 21 takeaways this year. LSU's 21 takeaways have resulted in a total of 88 points through 10 games. Note: LSU has allowed just 207 points all year. On the otherhand, LSU has allowed just two field goals following its six turnovers this year. The following is a look at LSU's points off turnovers through nine games:

Game	LSU Takeaways (Qtr, Type, Result)	Points
Oregon	2Q (Fumble – TD); 2Q (Int. – Punt), 3Q (Fumble – TD), 3Q (Fumble – TD)	20
Northwestern St.	2Q (Int. – TD)	7
Miss. State	3Q (Int – Punt); 4Q (Int. – FG)	3
West Virginia	1Q (Fumble – Punt); 1Q (Int. – TD), 2Q (Int. – TD); 4Q (Fumble – TD)	20
Kentucky	3Q (Fumble – TD)	7
Florida	2Q (Int. – Punt); 4Q (Int. – Punt)	0
Tennessee	1Q (Int. – TD); 2Q (Int. – Punt)	7
Auburn	3Q (Fumble – TD); 3Q (Int. – TD)	14
Alabama	3Q (Int. – FG); 4Q (Int. – Punt)	3
W. Kentucky	3Q (Int. – TD)	7
<b>Totals</b>	<b>20 Takeaways (13 Interceptions, 7 Fumbles)</b>	<b>88</b>

## LSU's 33-4 Under Les Miles When Winning The Turnover Battle

LSU is 33-4 under **Les Miles** when winning the turnover battle, which includes a 7-0 record this year. LSU has won the turnover battle in every game this year with the exception of the Northwestern State, Alabama and Western Kentucky games. This year, LSU is plus-15 in the turnover margin category, which leads the SEC. Since the start of the 2005 season, LSU is plus-37 in the turnover margin category. The Tigers have also won 17 straight games when having fewer turnovers than their opponent. Against ranked teams under Miles, LSU is 15-2 when having fewer turnovers than its opponent.

## LSU is 25-2 Under Miles When A Running Back Reaches 100-Yards

LSU is 25-2 under **Les Miles** when a running back reaches 100 yards in a game. The Tigers, who are 5-0 in road games when having a 100-yard rusher, have won 11 straight dating back to the Tulane game in 2008 when a running back reached the 100-yard mark. **Alfred Blue** with 119 yards Western Kentucky, became the latest Tiger to reach the 100-yard mark for the Tigers.



## TIGERS IN THE NFL (WEEK 9)

Name	Pos.	Team
Joseph Addai	RB	Indianapolis Colts
Joe Barksdale	OT	Oakland Raiders
Dwayne Bowe	WR	Kansas City Chiefs
Ryan Clark	S	Pittsburgh Steelers
Michael Clayton*	WR	New York Giants
Jacob Cutrera	LB	Tampa Bay Buccaneers
Travis Daniels	DB	Kansas City Chiefs
Glenn Dorsey	DE	Kansas City Chiefs
Early Doucet	WR	Arizona Cardinals
Kevin Faulk	RB	New England Patriots
Matt Flynn	QB	Green Bay Packers
Howard Green	DT	Green Bay Packers
Chris Hawkins	CB	Tennessee Titans
Devery Henderson	WR	New Orleans Saints
Jacob Hester	FB	San Diego Chargers
Tyson Jackson	DE	Kansas City Chiefs
Bradie James	LB	Dallas Cowboys
Ricky Jean Francois	DT	San Francisco 49ers
Quinn Johnson	FB	Denver Broncos
Chad Jones**	S	New York Giants
Donnie Jones	P	St. Louis Rams
Brandon LaFell	WR	Carolina Panthers
LaRon Landry	S	Washington Redskins
Nate Livings	OG	Cincinnati Bengals
Todd McClure	C	Atlanta Falcons
Danny McCray	S	Dallas Cowboys
Richard Murphy**	RB	Jacksonville Jaguars
Drake Nevis	DT	Indianapolis Colts
Stephen Peterman	G	Detroit Lions
Patrick Peterson	CB	Arizona Cardinals
Stevan Ridley	RB	New England Patriots
Perry Riley	LB	Washington Redskins
Kelvin Sheppard	LB	Buffalo Bills
Marcus Spears	DE	Dallas Cowboys
Craig Steltz	S	Chicago Bears
* Terrence Toliver	WR	Detroit Lions
Corey Webster	CB	New York Giants
Andrew Whitworth	OT	Cincinnati Bengals
Keiland Williams	RB	Detroit Lions
** Kyle Williams	NT	Buffalo Bills
Al Woods	DT	Pittsburgh Steelers

\* - Practice Squad

\*\* - Injured Reserve

**BOLD** indicates players who played for Les Miles

## Number of Players on NFL Kickoff Weekend Rosters

1. Miami - 42
2. Southern Cal - 41
3. Texas - 40
4. Tennessee - 36
5. **LSU - 35**  
Ohio State - 35

• LSU had more running backs (5) on NFL Opening Weekend rosters than any other school in the nation.

## CAREER RECORD BOOK

### LSU Career Forced Fumbles

Name	FF
1. <b>Tyrann Mathieu (2010-present)</b>	<b>9</b>
2. Ali Highsmith (2004-07)	7
3. Kelvin Sheppard (2007-10)	6
Clarence LeBlanc (1996-99)	6

### LSU Career Rushing Yards By A Quarterback

Name	Yds.
1. Lee Hedges (1949-51)	938
2. <b>Jordan Jefferson (2008-present)</b>	<b>929</b>
3. Fred Haynes (1966-68)	890

### LSU Career Rushing Touchdowns By A Quarterback

Name	TDs
1. Herb Tyler (1995-98)	23
2. David Woodley (1977-79)	15
3. Alan Risher (1980-82)	13
Nelson Stokley (1965-67)	13
5. <b>Jordan Jefferson (2008-present)</b>	<b>11</b>

### LSU Career Completions

Name	Comp.
1. Tommy Hodson (1986-89)	674
...	
4. Jamie Howard (1992-95)	459
5. Herb Tyler (1995-98)	434
6. Alan Risher (1980-82)	381
7. <b>Jordan Jefferson (2008-present)</b>	<b>356</b>
8. <b>Jarrett Lee (2008-present)</b>	<b>316</b>

### LSU Career Passing Attempts

Name	Comp.
1. Tommy Hodson (1986-89)	1,163
...	
7. Alan Risher (1980-82)	615
8. <b>Jordan Jefferson (2008-present)</b>	<b>612</b>
9. <b>Jarrett Lee (2008-present)</b>	<b>564</b>

### LSU Career Passing Yards

Name	Yds.
1. Tommy Hodson (1986-89)	9,115
...	
6. Alan Risher (1980-82)	4,585
7. Rohan Davey (1998-2001)	4,415
8. <b>Jordan Jefferson (2008-present)</b>	<b>4,354</b>
9. Josh Booty (1999-2000)	3,951
10. <b>Jarrett Lee (2008-present)</b>	<b>3,932</b>

### LSU Career Touchdown Passes

Name	TDs
1. Tommy Hodson (1986-89)	69
2. JaMarcus Russell (2004-06)	52
3. Herb Tyler (1995-98)	40
4. Matt Mauck (2001-03)	37
5. Jamie Howard (1992-95)	34
6. <b>Jarrett Lee (2008-present)</b>	<b>32</b>
7. Alan Risher (1980-82)	31
<b>Jordan Jefferson (2008-present)</b>	<b>31</b>
Matt Flynn (2004-07)	31

### LSU Sweeps SEC East For Second Straight Year; Tigers Have Won 6 In A Row Vs. SEC East

LSU's win over Tennessee gave the Tigers their second straight sweep over the SEC Eastern Division, the first time in school history that's been accomplished. LSU is currently riding a school-record tying 6-game winning streak against teams from the SEC Eastern Division. Since going to the divisional format in 1992, this is the first time that LSU's gone 3-0 against the SEC East in back-to-back seasons. Last year, LSU had wins over Florida (24-21), Tennessee (16-14) and Vanderbilt (27-3). LSU's last loss against a team from the SEC East came in 2009 against Florida (13-3) in Tiger Stadium. LSU coach **Les Miles** is 16-7 against teams from the SEC Eastern Division. Since the start of the divisional format in the SEC in 1992, LSU is 34-29 overall against the Eastern Division, which includes a 3-1 mark in the SEC Championship Game. LSU's longest winning streak against teams from the SEC East came from 2001-03 when the Tigers won six straight (def. Kentucky (29-25) and Tennessee (31-20) in 2001; def. Florida (36-7), So. Carolina (38-14) and Kentucky (33-30) in 2002; def. Georgia (17-10) in 2003. Florida snapped LSU's 6-game winning streak with a 19-7 win in 2003.

### LSU Runs Top 25 Streak To 44 Straight

With its No. 1 national ranking in both the Associated Press poll and the USA Today Coaches poll, LSU ran its streak to consecutive weeks in the national rankings to 44 straight. LSU has been ranked in both the Coaches and AP polls every week since the start of the 2009 season. Since **Les Miles** took over at LSU, the Tigers have been represented in the AP and USA Today Coaches' Poll 104 of the 108 weeks. The exception came during the final four polls of the 2008 season. In addition, since the start of the 2002 season, LSU has played 124 of 128 games ranked in the top 25, including 87 of 89 games under Miles. LSU has a 71-16 record in games played as a top 25 team under Miles. The only two games that LSU hasn't played as a Top 25 team during the Miles era came in 2008 vs. Arkansas and Georgia Tech in the Chick-fil-A Bowl. LSU was ranked in the preseason Top 25 for the 11th straight year heading into 2011. The following is a look at the longest current streaks for teams in the AP Top 25:

Rank	Team	Consecutive Weeks In AP Poll
1.	Alabama	61
2.	Boise State	57
3.	<b>LSU</b>	<b>44</b>

### LSU Pulls A Rarity Under Miles Against Mississippi State

With a 200-yard passer and a 100-yard rusher against Mississippi State, LSU did something for the first time since the 2008 season in the win over the Bulldogs. Against Mississippi State, **Jarrett Lee** tossed for 213 yards and **Spencer Ware** rushed for 107 yards in the LSU victory. It marked the first time since the Georgia game in 2008 (Jarrett Lee 287 passing yards, Charles Scott 144 rushing yards) that the Tigers had a 200-yard passer and a 100-yard rusher in the same game. LSU's done it 11 time under **Les Miles** and the Tigers are 9-2 in those games. Here's a look at the 200-yard passer and 100-yard rusher games since 2005 for LSU:

Year	Opponent	200-Yard Passer/100-Yard Rusher	Results
2011	at Miss. State	Jarrett Lee 213/Spencer Ware 107	W, 19-6
2008	Georgia	Jarrett Lee 287Charles Scott 144	L, 52-38
2008	Miss. State	Jarrett Lee 261/Charles Scott 141	W, 34-24
2007	vs. Tennessee	Ryan Perrilloux 243/Jacob Hester 120	W, 21-14
2007	Arkansas	Matt Flynn 209/Jacob Hester 126	L, 50-48 3OT
2007	Louisiana Tech	Matt Flynn 237/Jacob Hester 115	W, 58-10
2007	Virginia Tech	Matt Flynn 217/Keiland Williams 126	W, 48-7
2006	vs. Notre Dame	JaMarcus Russell 332/Keiland Williams 107	W, 41-14
2005	Florida	JaMarcus Russell 236/Joseph Addai 156	W, 21-17
2005	at Vanderbilt	JaMarcus Russell 285/Joseph Addai 102	W, 34-6
2005	at Arizona State	JaMarcus Russell 232/Joseph Addai 107	W, 35-31

### LSU 22-9 In Road Games Under Miles

LSU ran its record in road games under **Les Miles** to 22-9 with the win over Alabama. The Tigers are 4-0 in non-conference road games under Miles with wins coming at Arizona State (35-31) in 2005; at Tulane (34-9) in 2007; at Washington (31-23) in 2009; and at West Virginia (47-21) in 2011. LSU is 18-9 in SEC road games under Miles.

### Miles Has 72 Wins at LSU; He's Averaging Over 10 Wins A Year as Head Coach of the Tigers

LSU coach **Les Miles** recorded his 72nd victory at the school in the 42-9 win over Western Kentucky. Now in his seventh year at LSU, Miles is 72-17 in his 89 games with the Tigers. Only two coaches in LSU history have won more games than Miles - Charles McClendon (137) and Bernie Moore (83). In terms of active SEC coaches, only Steve Spurrier (84) needed fewer games than Miles to get to 70 victories. Miles is also averaging 10 wins a year at LSU, making him the only coach in school history to average double-figure wins in five or more years.

### Miles Is 29-13 vs. Top 25 Opponents

LSU coach **Les Miles** is 29-13 in games against ranked opponents during his seven years with the Tigers. LSU was 5-2 against Top 25 teams in 2010. LSU won a school-record seven games against top 25 teams in 2007, which included a perfect 3-0 mark against top 10 teams. In games against teams ranked in the top 10, Miles is 11-9.

### Miles 3rd Quickest Coach In SEC History Since Start Of League In 1933

LSU coach **Les Miles** became the third-fastest coach to reach 70 wins as head coach in the SEC since the start of the league in 1933. It took Miles 87 games to reach 70 victories. He trails only Steve Spurrier (70 wins in 84 games) and Phil Fulmer (70 wins in 85 games). Other notable coaches and the number of games that it took them to get to 70 victories as an SEC head coach include: Mark Richt (Georgia) 89 games and Nick Saban (LSU and Alabama) 92 games. Gene Stallings (Alabama) would have done it in 87 games but nine of his victories were taken away by NCAA.

### Miles is 42-6 Overall In Tiger Stadium; Tigers Have Won 16 Straight At Home

LSU is 42-6 in Tiger Stadium under **Les Miles**. LSU was a perfect 7-0 at home in 2010 and the Tigers are currently riding a 16-game home winning streak. Of LSU's six home losses under Miles, three have come in overtime - 30-27 loss to Tennessee on a Monday night in 2005; a 50-48 triple-overtime loss to Arkansas on a Friday afternoon in November of 2007; and a 27-21 overtime loss to No. 1 Alabama in 2008. LSU also has a loss to No. 1 ranked Florida in Tiger Stadium.

### LSU's Closed Out Another Perfect September; Tigers September Win Streak at 21

LSU closed out the month of September without a loss for the fifth straight year as the Tigers have now won 21 consecutive games during the month. LSU coach **Les Miles** is 24-2 in September games at LSU. The last time LSU lost a game during the month of September came at Auburn during the 2006 season by a 7-3 count.

### Tigers Go Undeclared In October Too

With the win over Auburn, LSU went undefeated in October for the first time since 2005. LSU was 4-0 in October this year. LSU posted a 5-0 mark in October in 2005, **Les Miles'** first season with the Tigers.

### LSU Is 20-7 Under Les Miles In November

LSU goes into the Ole Miss contest with a 20-7 record in games played during the month of November under **Les Miles**. The Tigers were 3-1 in November last year after going 2-2 in 2009. Other November records for LSU under Miles are: 4-0 in 2005 and 2006; 3-1 in 2007 and 2-3 in 2008.

### More On Les Miles' List of Achievements

Now in his seventh season with the Tigers, head coach **Les Miles** has put together quite a list of achievements during his 89 games. The following is a look at some of Miles' highlights during his seven seasons with the Tigers:

- Fastest coach in LSU history to 10 wins (11 games), 20 wins (24 games), 30 wins (35 games), 40 wins (48 games), 50 wins (63 games), 60 wins (76 games), and 70 wins (87 games) in school history.
- Led LSU to first 10-0 start since 1958
- Led LSU to 10-1 start three times in a 6-year span from 2005-10 ('05, '07, '10)
- Led LSU to back-to-back 7-0 starts in 2010 and 2011 for first time since 1972-73
- Only coach in SEC history to beat Urban Meyer and Nick Saban in the same year twice (2007, 2010)
- Only coach in LSU history to beat Auburn, Florida and Alabama in same season - and he's done it three times (2005, '07, '11)
- Only coach in LSU history to beat Florida and Tennessee in the regular season during the same year, doing it twice (2010, '11)).
- Only first-year coach in SEC history to lead team to league's title game (2005)
- Has 14 wins over coaches who have won national titles, including two this year (Saban and Chizik)
- Coached LSU to 10-plus wins in three straight seasons - a first at the school
- Only coach in LSU history to lead Tigers to three straight top five final rankings (2005, 2006, 2007)

### Randle Having Big Season For Tigers

Wide receiver **Rueben Randle** has produced three 100-yard receiving games this season, representing the most by an LSU player in a single-season since Michael Clayton recorded four during the 2003 national championship season. Randle ranks second in the SEC in receiving touchdowns (8) and he ranks third in the league in receiving yards per game (73.3). The eight touchdowns put him one shy of entering the LSU single-season top 10. Randle has caught at least one touchdown pass in four of LSU's last five games and he has reached the endzone in all but three games this season (Northwestern State, Kentucky, Alabama). For his career, Randle has tallied four 100-yard receiving games and he has hauled in 13 career touchdown passes. Here is a look at his career 100-yard receiving games:

Date	Opponent	Yds.	Rec. (TDs)
Nov. 5, 2010	Alabama	125	3 (1)
Sept. 10, 2011	NW State	121	5
Oct. 8, 2011	Florida	127	4 (1)
Oct. 22, 2011	Auburn	106	5 (2)

### NON-CONFERENCE REGULAR SEASON WIN STREAK

LSU owns the nation's longest non-conference regular season winning streak, which stands at 37 games. The last time the Tigers lost a non-conference regular season game was Sept. 1, 2002, at #16 Virginia Tech. Here is a look at the streak:

#	Opponent	Score	Location	Date
1.	The Citadel	35-10	Baton Rouge	9/7/02
2.	Miami (Ohio)	33-7	Baton Rouge	9/14/02
3.	UL-Lafayette	48-0	Baton Rouge	10/5/02
4.	UL-Monroe	49-7	Baton Rouge	8/30/03
5.	Arizona	59-13	Tucson	9/6/03
6.	Western Illinois	35-7	Baton Rouge	9/13/03
7.	Louisiana Tech	49-10	Baton Rouge	11/1/10
8.	Oregon State	22-21 (OT)	Baton Rouge	9/4/04
9.	Arkansas State	53-3	Baton Rouge	9/11/04
10.	Troy	24-20	Baton Rouge	10/23/04
<b>(streak under Les Miles - 26 straight wins)</b>				
11.	#15 Arizona State	35-31	Tempe	9/10/05
12.	North Texas	56-3	Baton Rouge	10/29/05
13.	Appalachian State	24-0	Baton Rouge	11/5/05
14.	UL-Lafayette	45-3	Baton Rouge	9/2/06
15.	Arizona	45-3	Baton Rouge	9/9/06
16.	Tulane	49-7	Baton Rouge	9/23/06
17.	Fresno State	38-6	Baton Rouge	10/21/06
18.	#9 Virginia Tech	48-7	Baton Rouge	9/9/07
19.	Middle Tennessee	44-0	Baton Rouge	9/15/07
20.	Tulane	34-9	New Orleans	9/29/07
21.	Louisiana Tech	58-10	Baton Rouge	11/10/07
22.	Appalachian State	41-13	Baton Rouge	8/30/08
23.	North Texas	41-3	Baton Rouge	9/13/08
24.	Tulane	35-10	Baton Rouge	11/1/08
25.	Troy	40-31	Baton Rouge	11/15/08
26.	Washington	31-23	Seattle	9/5/09
27.	UL-Lafayette	31-3	Baton Rouge	9/19/09
28.	Tulane	42-0	Baton Rouge	10/31/09
29.	Louisiana Tech	24-16	Baton Rouge	11/14/09
30.	#18 North Carolina	30-24	Atlanta	9/4/10
31.	#21 West Virginia	20-14	Baton Rouge	9/25/10
32.	McNeese State	32-10	Baton Rouge	10/16/10
33.	UL-Monroe	51-0	Baton Rouge	11/13/10
34.	#3 Oregon	40-27	Arlington, Texas	9/3/11
35.	Northwestern St.	49-3	Baton Rouge	9/10/11
36.	#16 West Virginia	47-21	Morgantown	9/24/11
37.	Western Kentucky	42-9	Baton Rouge	11/12/11

### The Streak: By The Numbers

**1,479-391**

outscored opponents

**1,163-236**

outscored opponents at home

**1,072-286**

outscored opponents under Les Miles

**6**

wins over ranked teams

**30**

home games played

**5**

road games played

**9**

wins over major BCS conference opponents

**25**

times the opponent has been held to 10 points or less

## LOCATION OF LSU COACHES IN GAME

### In The Press Box:

Greg Studrawa, Offensive Coordinator  
John Chavis, Defensive Coordinator  
Steve Kragthorpe, Quarterbacks Coach

### On The Field:

Les Miles, Head Coach  
Ron Cooper, Defensive Backs  
Steve Ensminger, Tight Ends  
Billy Gonzales, Wide Receivers/Passing Game Coordinator  
Brick Haley, Defensive Line  
Thomas McGaughey, Special Teams Coordinator  
Frank Wilson, Running Backs

### Jarrett Lee Had Streaks of 131 and 100 Passes Without An Interception This Year

Senior QB **Jarrett Lee** had his streak of passes without an interception snapped at 100 when he threw a pick in the first quarter against Alabama. Lee went from the Mississippi State game to the Alabama contest without a turnover. Earlier this year, Lee threw 131 straight passes before throwing his first interception of the season against Mississippi State. The 131 passes without an interception ranks as the second-longest streak in school history, trailing Alan Risher's mark of 137 in 1982. For the year, Lee has connected on 103-of-166 passes for 1,289 yards, 14 TDs and 3 interceptions.

### Jarrett Lee Runs Record To 14-4 As Starting QB

Senior **Jarrett Lee** ran his record to 14-4 as LSU's starting quarterback with the win over Alabama. Lee went 4-4 as a redshirt freshman in 2008, 1-0 in 2009 and now he's 8-0 this year. Prior to the Oregon game, Lee's last start came in November of 2009 as he guided the Tigers to a 24-16 win over Louisiana Tech. During his career, Lee has help rally the Tigers to four fourth-quarter comebacks, including a dramatic game-winning drive last year against Florida. For his career, Lee has thrown for 3,893 yards, 31 touchdowns and he's completed 31-of-553 passes for a 56.2 completion percentage.

### Jefferson Moving Up LSU Rushing Charts For A QB

Senior QB **Jordan Jefferson** has moved up to third in school history in career rushing yards by a quarterback with 929 yards. Jefferson needs just 10 yards to move past Lee Hedges (938 yards from 1949-51) for the top spot. In addition, Jefferson now has 11 rushing TDs during his career, fifth best in school history. Herb Tyler (23 from 1995-98) holds the school record for rushing TDs.

### LSU's Been Good As A Top 10 Team

LSU's top 10 rankings haven't come by accident in recent years as the Tigers have backed up their placement in the polls by winning 66 of the 81 games they've played as an AP Top 10 team since the 2000 season. Since returning to the top 10 on a consistent basis during the early 2000s, LSU has recorded a 66-15 record in games in which they have been ranked in the AP Top 10. That record goes back to the 2002 season when LSU cracked the AP Top 10 the week they faced Auburn. LSU was 6-3 in 2009 as a top 10 team, 4-2 in 2010 and they are 10-0 this year.

### The Chief Back To Run LSU Defense

**John "Chief" Chavis** returns for a third season as LSU's defensive coordinator in 2011. Last year, Chavis led the Tiger defense to top 12 national ranking in three defensive categories. LSU led the SEC and ranked 10th nationally in pass defense (169.8 ypg); the Tigers were second in the SEC and No. 11 in the nation in scoring defense (18.2 ppg); and LSU was third in the league and No. 12 in the country in total defense (307.2 ypg). In his first year at LSU in 2009, the Tigers were 11th in the nation in scoring defense as they allowed just six rushing TDs all year. The Tigers opened 2011 by limiting Oregon's high-powered offense to 335 yards and just 95 rushing yards, well below their average of a year ago. In week 2, LSU held Northwestern State to minus-4 yards rushing, the first since 1982 for an opponent to be held to negative rushing yards (Ole Miss, minus-50). The Tiger defense held Mississippi State to nearly 400 yards below their season average. Mississippi State entered the game leading the SEC in both total offense and rushing offense and the Tigers held the Bulldog to season lows of 193 total yards and 52 rushing yards.

### LSU Is 41-0 Under Miles When Rushing For 100 Yards and Holding Opponents To Less Than 100 Yards

One look at LSU's results in relation to rushing the football and it's easy to figure out that head coach **Les Miles** is a former offensive lineman who understands the importance of running the football. In 89 games under Miles, LSU's success is easy to predict when it comes to net rushing yards. Get to 100 yards rushing and LSU will more than likely win as the Tigers are 68-7 under Miles when that happens. Hold the opponent to fewer than 100-yards and the Tigers are 42-3. An even more telling stat is that when LSU rushes for 100-plus yards and holds the opponents to fewer than 100-yards, the Tigers are 41-0, including a 7-0 record in 2011. The following is a look at LSU's rushing numbers during the Miles era and have the Tigers have fared in those games:

Year	LSU 100+	LSU 100-	Opp 100+	Opp 100-	LSU 100+/Opp 100-
2005	10-0	1-2	3-1	8-1	7-0
2006	10-0	1-2	5-0	6-2	6-0
2007	11-2	1-0	3-2	9-0	8-0
2008	8-3	0-2	2-5	6-0	6-0
2009	8-0	1-4	7-4	2-0	2-0
2010	11-2	0-0	7-1	5-0	5-0
2011	10-0	0-0	3-0	6-0	7-0
<b>Totals</b>	<b>68-7</b>	<b>4-10</b>	<b>30-13</b>	<b>42-3</b>	<b>41-0</b>



### LSU's Fourth-Quarter Comebacks Under Les Miles

For the 18th time under **Les Miles**, LSU won a football game despite trailing in the fourth quarter as the Tigers rallied from a 6-3 deficit to beat Alabama, 9-6, in overtime. The following is a look at LSU's fourth quarter comebacks under Miles, how many points the Tigers had to overcome in the final frame to win and the quarterback who engineered the comeback:

Year	Opponent	Situation	Results	QB
2005	at Arizona St. (LSU trailed 17-7 entering 4Q; LSU scored 28 4Q points)	scored TD with 1:13 left	W, 35-31	Russell
2005	Florida (LSU trailed 17-14 in 4Q)	scored TD with 12:35 left	W, 21-14	Russell
2005	Auburn (LSU trailed 17-14 with less than 5 minutes to play)	kicked FG with 1:40 left to force OT	W, 20-17	Russell
2006	at Tennessee (LSU trailed 24-21 with less than 8 minutes left in 4Q)	scored TD with 9 seconds left	W, 28-21	Russell
2006	Ole Miss (LSU trailed 20-7 with less than 9 minutes left in 4Q)	scored TD with 14 sec. left to force OT	W, 23-20 ot	Russell
2007	Florida (LSU trailed 24-14 to start 4Q)	scored TD with 1:06 left	W, 28-24	Flynn
2007	Auburn (LSU trailed 24-23 with 3:12 left in the 4Q)	scored TD with :01 left	W, 30-24	Flynn
2007	Alabama (LSU trailed 34-27 with 4:53 left in 4Q)	scored TD with 1:26 left	W, 41-34	Flynn
2007	Tennessee (LSU trailed 14-13 with less than 10 minutes left in 4Q)	scored TD with 9:54 left	W, 21-14	Perrilloux
2008	at Auburn (LSU trailed 21-20 with 4:00 left in 4Q)	scored TD with 1:03 left	W, 26-21	Lee
2008	Troy (LSU trailed 31-10 to start 4Q)	scored go-ahead TD with 4:50 left	W, 40-31	Lee
2009	at Georgia (LSU trailed 13-12 with 1:09 left)	scored go ahead TD with 0:46 left	W, 20-13	Jefferson
2009	Arkansas (LSU trailed 30-27 with 1:18 left)	kicked FG with 4 seconds left to force OT	W, 33-30	Jefferson
2010	Tennessee (LSU trailed from 11:34 left in game to final play)	scored TD with 0:00 left in 4Q	W, 16-14	Lee/Jefferson
2010	at Florida (LSU trailed 29-26 with 3:21 left in game)	scored TD with 0:06 left in 4Q	W, 33-29	Lee
2010	Alabama	scored go ahead TD with 8:13 left in 4Q	W, 24-21	Jefferson
2010	Ole Miss (LSU trailed 36-35 with 4:57 left in game)	(LSU trailed 36-35 with 4:57 left in game)	W, 43-36	Jefferson
2011	at Alabama	trailed 6-3 to start 4Q	W, 9-6 OT	Jefferson

### LSU's The Winningest Program In SEC Over Last 10 Years

LSU is the winningest program in the SEC since the start of the 2002 season as the Tigers have posted a 102-26 mark during that span. The 102 victories for LSU are six better than Georgia. The following is a look at how the SEC stakes up over the past 10 years:

Team	W-L	Bowls	SEC Titles	Top 25
<b>LSU</b>	<b>102-26</b>	<b>9</b>	<b>2</b>	<b>7</b>
Georgia	96-32	9	2	7
Florida	93-35	9	2	6
Auburn	92-34	8	2	6
Alabama	88-39	7	1	5
Arkansas	77-47	6	0	2
Tennessee	74-51	7	0	4
South Carolina	68-54	5	0	1
Ole Miss	55-65	4	0	3
Kentucky	56-65	5	0	0
Miss. State	45-73	2	0	1
Vanderbilt	36-81	1	0	0

### Chris Faulk Becomes Just Fourth Starter At Left Tackle for LSU Since Start Of 2002 Season

**Chris Faulk** took over at left tackle in 2011 as he becomes just the fourth player to start at that position for the Tigers since 2002. Faulk replaces Joseph Barksdale, who started all 13 games at that spot in 2010. Prior to Faulk and Barksdale, Ciron Black started a school-record 53 straight games at left tackle from 2006-09. Black was preceded at left tackle by Andrew Whitworth, who made 52 consecutive starts at left tackle from 2002-05.

### FIRST TIME STARTERS IN 2011

LSU has had 11 players make their first career start this year. The following is a look at LSU's first-time starters in 2011 and they game that they made their first start in:

Game	First-Time Starters (Pos.)
Oregon	Kadron Boone (WR), Spencer Ware (RB), Bennie Logan (DT), Kevin Minter (LB), Tharold Simon (CB)
NW State	Odell Beckham Jr. (WR)
Miss. State	None
W. Virginia	Ron Brooks (CB)
Kentucky	Jarvis Landry (WR)
Florida	None
Tennessee	Tahj Jones (LB)
Auburn	J.C. Copeland (FB)
Alabama	James Wright (WR)
W. Ky.	None

## TRUE FRESHMEN UNDER LES MILES

LSU coach **Les Miles** has never shyed away from playing true freshmen. In his seven years with the Tigers, a total of 53 true freshmen have seen action for LSU, including eight this year. Here's the list of true freshmen who have played in their first year at LSU:

Year	Name
2005	LB Darry Beckwith and RB Steven Korte
2006	WR/RS Trindon Holliday, RB Charles Scott, DB Danny McCray, LB Jacob Cutrera, LB Perry Riley, TE Richard Dickson, WR Chris Mitchell, WR Jared Mitchell, DT Al Woods, and RB Keiland Williams.
2007	PK Josh Jasper, PK Andrew Crutchfield, LT Jarvis Jones, RT Joseph Barksdale, WR Terrance Toliver, DB Chad Jones, DT Drake Nevis.
2008	CB Patrick Peterson, CB Brandon Taylor, LB Ryan Baker, DB Karnell Hatcher, OT Greg Shaw, WR Deangelo Peterson, QB Jordan Jefferson, DB Derrick Bryant
2009	WR Rueben Randle, S Craig Loston, DT Josh Downs, CB Morris Claiborne, QB/WR Russell Shepard, FB Dominique Allen
2010	RB Alfred Blue, WR Kadron Boone, CB Tyrann Mathieu, FB Connor Neighbors, S Eric Reid, DB Tharold Simon, S Ronnie Vinson, RB Spencer Ware, WR Spencer Wright, LB Luke Muncie, DE Justin Maclin, FB J.C. Copeland
2011	WR Odell Beckham Jr., OG La'el Collins, PK James Hairston, RB Kenny Hilliard, DT Anthony Johnson, WR Jarvis Landry, RB Terrence Magee, DE Jermauria Rasco

## Brandon Taylor Wears Jersey No. 18

Jersey No. 18 – one of the new traditions in LSU history – has been passed down to senior safety **Brandon Taylor** this year. The Jersey No. 18 tradition was born in 2003 when quarterback Matt Mauck guided the Tigers to its first national championship since 1958. His number (No. 18) became synonymous with success – both on and off the field – as well as a selfless attitude that has become the epitome of being an LSU football player. After his final year with the Tigers, Mauck passed Jersey No. 18 down to running back Jacob Hester, who then helped the Tigers to another national title in 2007. Richard Dickson wore Jersey No. 18 in 2008 and 2009. RB Richard Murphy, now with the Jacksonville Jaguars, owned the number in 2010. LSU coach **Les Miles**, along with input from the three other players who have worn Jersey No. 18, determined that Brandon Taylor would wear the jersey in 2011. Taylor is a Lott Trophy candidate.

## Fourth-And-Les; LSU Led Nation in 2010 in Fourth-Down Conversions

Fourth downs aren't just for punting anymore as LSU coach **Les Miles** has used that extra down to his advantage time and time again during career with the Tigers. LSU led the nation in fourth-down percentage in 2010, converting 91.7 percent (11-of-12) of its attempts. The following is a look at LSU's success rate on the different fourth-down scenarios under Miles:

Year	Overall	Pct.	Nat'l Rank	at Tiger Stadium	SEC games at Tiger Stadium
2005	8-of-11	72.7	6th	2-of-2	2-of-2
2006	13-of-17	76.5	3rd	8-of-10	5-of-7
2007	13-of-16	81.3	1st	9-of-11	8-of-8
2008	7-of-18	38.9	87th	6-of-12	4-of-6
2009	3-of-12	25.0	112th	2-of-7	2-of-5
2010	11-of-12	91.7	1st	8-of-8	3-of-3
2011	3-of-3	100.0	--	1-of-1	2-of-2
<b>Totals</b>	<b>58-of-89</b>	<b>65.2</b>		<b>37-of-52 (71.2 pct)</b>	<b>26-of-33 (78.9 pct.)</b>

## LSU's Won At Least 8 Games For 12 Straight Years

LSU ran its streak of seasons with at least eight wins to 12 straight with its win over Auburn. LSU has won at least eight games in a season every year since 2000. LSU's streak of years with at least eight wins ranks as the longest such streak in the SEC and is third nationally. Here's a look at those teams with a current streak of winning at least eight games in a season:

Rank	No.	Team
1.	13	Virginia Tech
2.	12	Boise State
3.	12	LSU
	11	Oklahoma
5.	9	Boston College

## This Day vs. Night Thing In Tiger Stadium

The facts indicate that LSU plays better at night in Tiger Stadium than they do during the day. The numbers show that since 1960, LSU is 221-60-4 (.780) at night under the lights compared to a 27-25-3 (.518) mark in Tiger Stadium during the day. Since 2000, LSU is 72-11 overall at home, which includes a 55-5 (.915) mark at night in Tiger Stadium and a 17-6 (.739) record during the day. Prior to 2000, LSU had only won 10 games at home during the day in 32 tries. From 1960 to 1999, LSU posted a 10-19-3 (.359) record at home during the day. The following is a breakdown of LSU's night record, day record and overall record in Tiger Stadium since 1960:

Decade	Record at Night	Record during the day	Overall Tiger Stadium Record
1960-69	47-9-2	2-2-1	49-11-3
1970-79	51-12-1	1-2	52-14-1
1980-89	38-16-1	3-5-2	41-21-3
1990-99	30-18	4-10	34-28
2000-09	49-5	11-6	60-11
2010-11	6-0	6-0	12-0
<b>Totals</b>	<b>221-60-4</b>	<b>27-25-3</b>	<b>248-85-7</b>

## 100-YARD RUSHING GAMES

### #4 Alfred Blue \* RB

119 vs. Western Kentucky (2011)

### #9 Jordan Jefferson \* QB

100 vs. Tennessee (2010)

### #11 Spencer Ware \* RB

102 vs. Texas A&M (Cotton Bowl, 2010)

107 vs. Mississippi State (2011)

109 vs. Florida (2011)

## 100-YARD RECEIVING GAMES

### #2 Reuben Randle \* WR

106 vs. Auburn (2011)

121 vs. North Western State (2011)

125 vs. Alabama (2010)

127 vs. Tennessee (2011)

## LSU Has Become D-Line U.

You can now refer to LSU as D-line U as the Tigers have made it a habit of producing All-Americans and NFL Draft picks from its defensive line. Since the 2003 season, LSU has had six defensive linemen earn a total of seven First-Team All-America honors and 12 members of its defensive line selected in the NFL Draft. In 2007, DT Glenn Dorsey became the most decorated defensive player in school history - winning four national awards - on his way to becoming the fifth overall pick in the 2008 NFL Draft. In the spring of 2009, Defensive end Tyson Jackson became the highest LSU defender ever picked in the NFL Draft, going No. 3 overall to Kansas City. The 2010 season saw Drake Nevis earn All-America honors prior to being selected in the third round of the 2011 NFL Draft by the Indianapolis Colts. The following is a look at the accomplishments by the LSU defensive line since 2003:

2003	DT Chad Lavalais - First-Team All-America; 5th round NFL Draft pick DE Marquise Hill - 2nd round NFL Draft pick
2004	DE Marcus Spears - First Team All-America; 1st round NFL Draft pick
2005	DT Kyle Williams - First Team All-America; 5th round NFL Draft pick DT Claude Wroten - First Team All-America; 3rd round NFL Draft pick DE Melvin Oliver - 6th round NFL Draft pick
2006	DT Glenn Dorsey - First Team All-America DE Chase Pittman - 5th round NFL Draft pick
2007	DT Glenn Dorsey - First Team All-America; 1st round NFL Draft pick (No. 5 overall)
2008	DE Tyson Jackson - 1st round NFL Draft pick (No. 3 overall) DT Ricky Jean-Francois - 7th round NFL Draft pick
2009	DT Al Woods - 4th round NFL Draft pick
2010	DT Drake Nevis - First Team All-America; 3rd round NFL Draft pick DE Lazarius Levingston - 7th round NFL Draft pick

## LSU Football Is Must See TV

LSU's game against Alabama drew the second-highest rating for a regular-season football game on CBS in the metered markets since September of 1987, which is as far back as CBS records go. LSU-Alabama drew an averaging overnight rating/share of 11.9/21, which was up 170% from last year's LSU-Alabama game. The game was also up 153% from CBS' primetime game featuring Alabama and Florida earlier this year. The LSU-Alabama game trailed only CBS' 1989 game between Notre Dame and Miami, which drew at 14.5/26.

## Reid and Montgomery Claim SEC Honors For Play Against Alabama

LSU's **Eric Reid** and DE **Sam Montgomery** have claimed player of the week honors from the SEC for their performance in the win over Alabama. Reid earned SEC Defensive Player of the Week honors, while Montgomery was named the SEC Defensive Lineman of the Week. Reid had 6 tackles, including one for a 6-yard loss, and a key interception in the victory. Reid's interception came at the LSU 1-yard line in the fourth quarter after Alabama had driven inside the Tiger 30-yard line. Reid also forced a fumble in the victory. Montgomery also had 6 tackles, including a pair of sacks, in the win. His final sack came on third down in overtime, forcing the Crimson Tide to attempt a 52-yard field goal - which they missed. His other sack came in second quarter and contributed to the Crimson Tide being forced to attempt a 49-yard field goal, which was blocked. For the game, Reid and Montgomery led and LSU defense that limited the Crimson Tide to season lows of points (6), rushing yards (96) and total yards (295).

## 2011 LSU Football - Player of the Week Honors

Game	Honor
Oregon	CB Tyrann Mathieu (SEC Def. Player of the Week, Thorpe Award Def. Back of the Week)
Northwestern State	None
Mississippi State	CB Morris Claiborne (Walter Camp National Defensive Player of the Week) DT Bennie Logan (SEC Defensive Lineman of the Week) WR Odell Beckham Jr. (SEC Freshman of the Week) PK Drew Alleman (Lou Groza Star of the Week)
West Virginia	CB Tyrann Mathieu (Walter Camp National Defensive Player of the Week) P Brad Wing (SEC Special Teams Player of the Week)
Kentucky	DE Sam Montgomery (SEC Defensive Lineman of the Week)
Florida	OG Will Blackwell (SEC Offensive Lineman of the Week)
Tennessee	OT Chris Faulk (SEC Offensive Lineman of the Week)
Auburn	P Brad Wing (SEC Special Teams Player of the Week) DE Barkevious Mingo (SEC Defensive Lineman of the Week)
Alabama	S Eric Reid (SEC Defensive Player of the Week, Nagurski National Def. Player of the Week) DE Sam Montgomery (SEC Defensive Lineman of the Week) PK Drew Alleman (Lou Groza Star of the Week)

## LSU Football No. 2 In SEC In Graduation Success Rate; Tiger Trail Only Vanderbilt

LSU posted the second highest graduation rate in the SEC in the sport of football according to the NCAA's Graduation Success Rate data that was released in October. LSU football's Graduation Success Rate (GSR) of 77 trails only Vanderbilt's mark of 86. The only other SEC football program with a GSR above 70 is Florida at 76. "It is a significant achievement when a program that currently sits atop the BCS rankings on the field can say it is meeting its goals in the classroom as well," said Joe Alleva, Vice Chancellor and Director of Athletics. "It is a tribute to the perseverance of our student-athletes, the support of Les Miles and his staff and the dedication of our academic support staff when a balance is struck between athletics excellence and academic achievement." LSU football's score of 77 is well above the national mark of 67 for all Football Bowl Subdivision schools. The NCAA began calculating the GSR in 2006 and the LSU football program has shown improvement with each year's report, going from 51 in 2006 and 2007 to 54 in 2008, 60 in 2009 and 67 in 2010. In other sports, LSU women's basketball tied for first in the SEC with seven other schools with a perfect mark of 100. Other sports with scores of 80 or above were volleyball at 91; women's golf, women's swimming and women's tennis at 89; gymnastics at 85, soccer at 81 and men's tennis at 80. The NCAA developed the Graduation Success Rate to more accurately assess the academic success of student-athletes. The rate holds institutions accountable for transfer students, unlike the federal graduation rate. The GSR also accounts for midyear enrollees and is calculated for every sport. Under the calculation, institutions are not penalized for outgoing transfer students who leave in good academic standing. The outgoing transfers are included in the receiving institution's GSR cohort. The most recent Division I Graduation Success Rates are based on the four entering classes from 2001-2002 through 2004-05. The NCAA began compiling these figures with the entering freshmen class of 1995.

## CAREER GAMES PLAYED/STARTED

Player	'07	'08	'09	'10	'11	Total
Kendrick Adams	--	--	--	12/11	8/8	20/19
Chancey Aghayere	--	--	11/3	12/2	7/0	30/5
Jordan Allen	--	--	--	--	2/0	2/0
Ryan Baker	--	13/0	12/0	12/12	9/9	46/21
Lamin Barrow	--	--	--	12/1	9/1	21/2
Odell Beckham Jr.	--	--	--	--	10/5	10/5
Will Blackwell	--	13/0	12/0	4/2	10/10	39/12
Alfred Blue	--	--	--	11/1	10/1	21/2
Kadron Boone	--	--	--	13/0	10/4	23/4
Matt Branch	00	00	10/0	11/0	5/0	26/0
Michael Brockers	--	--	--	13/1	10/10	23/11
Ron Brooks	--	13/0	13/0	13/0	10/2	49/2
Derrick Bryant	--	9/0	3/0	12/0	9/0	33/0
Morris Claiborne	--	--	7/0	12/12	10/10	29/22
Chase Clement	--	--	13/0	13/8	10/1	36/9
La'el Collins	--	--	--	--	4/0	4/0
Joey Crappell	--	--	13/0	13/0	10/0	36/0
Travis Dickson	--	--	--	--	5/0	5/0
Josh Downs	--	--	11/0	12/0	8/1	31/1
Rockey Duplessis	--	--	--	5/0	8/0	13/0
Lavar Edwards	--	--	12/1	13/7	10/1	35/9
Tyler Edwards	--	--	13/1	13/0	10/0	36/1
Chris Faulk	--	--	--	11/2	10/10	21/12
Ego Ferguson	--	--	--	--	9/0	9/0
Michael Ford	--	--	--	10/2	10/1	20/3
Stefoin Francois	--	5/0	11/0	13/13	9/7	38/20
Seth Fruge	--	--	--	9/0	9/0	18/0
James Hairston	--	--	--	--	7/0	7/0
Karnell Hatcher	--	10/0	13/1	12/11	9/3	44/15
T-Bob Hebert	--	6/0	11/11	13/7	9/8	39/26
Kenny Hilliard	--	--	--	--	9/0	9/0
D.J. Howard	--	--	--	--	2/0	2/0
Alex Hurst	--	--	12/0	10/10	10/10	32/20
Jordan Jefferson	--	7/2	12/12	13/13	6/1	38/28
Anthony Johnson	--	--	--	--	10/0	10/0
Tahj Jones	--	--	--	13/0	10/1	23/1
Mitch Joseph	--	13/0	13/1	10/4	10/4	46/9
Jarvis Landry	--	--	--	--	10/1	10/1
Jarrett Lee	--	11/8	7/1	12/0	10/9	40/18
Bennie Logan	--	--	--	3/0	10/9	13/9
P.J. Loneragan	--	--	4/2	13/13	8/7	25/22
Craig Loston	--	--	2/0	13/2	8/0	23/2
Terrence Magee	--	--	--	--	4/0	4/0
Tyrann Mathieu	--	--	--	13/1	9/9	22/10
Zach Mettenberger	--	--	--	--	4/0	4/0
Barkevious Mingo	--	--	--	13/1	10/1	23/2
Kevin Minter	--	--	--	11/0	10/7	21/7
Sam Montgomery	--	--	--	5/5	10/10	15/15
Luke Muncie	--	--	--	6/0	10/0	16/0
Deangelo Peterson	--	13/0	13/2	10/3	10/4	46/9
Rueben Randle	--	--	13/4	13/9	10/8	36/21
Jermauria Rasco	--	--	--	--	6/0	6/0
Eric Reid	--	--	--	13/3	10/10	23/13
Greg Shaw	--	1/0	1/0	9/1	10/1	21/2
Russell Shepard	--	--	12/0	13/9	7/4	32/13
Tharold Simon	--	--	--	8/0	9/1	17/1
James Stampley	--	--	9/1	13/6	8/6	30/13
Brandon Taylor	--	13/0	13/10	9/9	10/10	45/29
Spencer Ware	--	--	--	11/0	9/8	20/8
Josh Williford	--	--	--	13/4	8/5	21/9
Brad Wing	--	--	--	--	8/0	8/0
James Wright	--	--	--	12/0	10/1	22/1



## LSU's 20-Plus Yards Play Breakdown

### BY PLAY

Pass.....	26
Rush .....	12
<b>TOTAL .....</b>	<b>38</b>

### BY GAME

vs. Oregon .....	2
Northwestern State .....	4
at Mississippi State .....	3
at West Virginia .....	3
Kentucky .....	4
Florida .....	6
at Tennessee .....	1
Auburn .....	6
at Alabama .....	1
Western Kentucky .....	8
at Ole Miss .....	
Arkansas .....	

### BY QUARTER

1st .....	9
2nd .....	13
3rd .....	11
4th .....	5

### RUSHING

Michael Ford .....	4
Alfred Blue .....	3
Spencer Ware .....	2
Kenny Hilliard .....	1
Brad Wing .....	1
Jordan Jefferson .....	1

### PASSING

Jarrett Lee .....	17
Jordan Jefferson .....	8
Zach Mettenberger .....	1

### RECEIVING

Rueben Randle .....	12
Odell Beckham, Jr. ....	6
Deangelo Peterson .....	2
Russell Shepard .....	2
Chase Clement .....	2
Jarvis Landry.....	1

### 20 OR MORE YARD TOUCHDOWNS

Rueben Randle .....	4
Odell Beckham, Jr. ....	2

## LSU's 20-Plus Yards Plays of 2011

Yards	Type	Player	Opponent	Qtr.
59*	Pass	Rueben Randle from Jordan Jefferson	Western Kentucky	1
57	Pass	Rueben Randle from Jarrett Lee	Florida	4
52*	Pass	Odell Beckham Jr. from Jarrett Lee	West Virginia	2
51*	Pass	Odell Beckham Jr. from Jarrett Lee	Kentucky	2
46*	Pass	Rueben Randle from Jarrett Lee	Florida	1
46*	Pass	Rueben Randle from Jarrett Lee	Auburn	2
45	Pass	Rueben Randle from Jarrett Lee	Tennessee	2
45*	Run	Alfred Blue	Western Kentucky	3
44	Run	Brad Wing	Florida	1
43	Pass	Rueben Randle from Jarrett Lee	Northwestern State	1
42*	Pass	Rueben Randle from Jordan Jefferson	Auburn	2
37	Pass	Rueben Randle from Jarrett Lee	Kentucky	1
37	Pass	Russell Shepard from Jordan Jefferson	Florida	2
34	Pass	Russell Shepard from Jordan Jefferson	Alabama	2
31	Pass	Rueben Randle from Jarrett Lee	Mississippi State	2
30	Pass	Odell Beckham Jr. from Jarrett Lee	West Virginia	1
29	Pass	Deangelo Peterson from Jarrett Lee	Oregon	3
29	Pass	Odell Beckham Jr. from Jordan Jefferson	Western Kentucky	2
28	Pass	Rueben Randle from Jarrett Lee	Northwestern State	2
27	Pass	Chase Clement from Jarrett Lee	Auburn	3
26	Run	Michael Ford	Northwestern State	2
26	Run	Jordan Jefferson	Western Kentucky	2
25	Run	Kenny Hilliard	Auburn	3
24	Pass	Rueben Randle from Zach Mettenberger	Northwestern State	3
24	Pass	Rueben Randle from Jarrett Lee	Mississippi State	4
24	Pass	Chase Clement from Jordan Jefferson	Western Kentucky	2
23	Run	Spencer Ware	Mississippi State	4
23	Pass	Odell Beckham Jr. from Jarrett Lee	Kentucky	4
23	Pass	Odell Beckham Jr. from Jarrett Lee	Auburn	1
23	Run	Michael Ford	Auburn	3
22	Run	Michael Ford	West Virginia	1
22	Pass	Russell Shepard from Jarrett Lee	Kentucky	3
22	Pass	Deangelo Peterson from Jordan Jefferson	Florida	3
21	Run	Spencer Ware	Western Kentucky	1
20	Run	Michael Ford	Oregon	3
20	Run	Alfred Blue	Florida	4
20	Run	Alfred Blue	Western Kentucky	3
20	Pass	Jarvis Landry from Jordan Jefferson	Western Kentucky	3

\* Denotes play resulted in touchdown.

## GAME-BY-GAME NOTABLES

Opponent	Captains	Coin Toss	Kickoff/Receive	LSU 1st Poss.	Game Time (CT)	Game Length	Jerseys	Result
vs. Oregon	Crappell, Lee, Taylor, Baker	Won	Kickoff	Field Goal	7:14 p.m.	3:23	White	W, 40-27
Northwestern State	Brockers, Loston, Mathieu, Stampley	Loss	Kickoff	Touchdown	7 p.m.	2:55	Purple	W, 49-3
at Mississippi State	Alleman, Peterson, Brooks, Clement, Adams, Claiborne	Won	Kickoff	Field Goal	7:06 p.m.	3:04	White	W, 19-6
at West Virginia	Alleman, Ware, Lonergan, Montgomery	Won	Kickoff	Touchdown	7:12 p.m.	3:40	White	W, 47-21
Kentucky	Alleman, Wing, Adams, Blackwell, Lee	Loss	Receive	Punt	11:21 a.m.	3:08	White	W, 35-7
Florida	Alleman, Hurst, Clement, Crappell, Montgomery, Mathieu	Won	Kickoff	Touchdown	2:40 p.m.	3:16	White	W, 41-11
at Tennessee	Alleman, Ware, Blackwell, Taylor, Minter, Blue	Won	Kickoff	Punt	2:39 p.m.	3:13	White	W, 38-7
Auburn	Alleman, Jefferson, Lee, Taylor	Loss	Receive	Touchdown	2:39 p.m.	3:11	White	W, 45-10
at Alabama	Alleman, Jefferson, Lee, Baker, Blackwell, Brockers, Wing	Loss	Kickoff	Punt	7:14 p.m.	3:21	White	W, 9-6
Western Kentucky	Alleman, Hurst, Logan, Clement, Reid	Loss	Receive	Punt	6:02 p.m.	3:21	Purple	W, 42-9

## CHARTING THE OPPONENTS

### Oregon (9-1)

Sept. 3	LSU	L, 40-27
Sept. 10	Nevada	W, 69-20
Sept. 17	Missouri St.	W, 56-7
Sept. 24	at Arizona	W, 56-31
Oct. 6	California	W, 43-15
Oct. 15	Arizona State	W, 41-27
Oct. 22	at Colorado	W, 45-2
Oct. 29	Washington St.	W, 43-28
Nov. 5	at Washington	W, 34-17
Nov. 12	at Stanford	W, 53-30
Nov. 19	Southern Cal	7 p.m.
Nov. 26	Oregon State	TBA

### Northwestern State (5-5)

Sept. 1	Delta St.	W, 24-23
Sept. 10	at LSU	L, 49-3
Sept. 17	at SMU	L, 40-7
Sept. 24	at Nicholls	W, 34-0
Oct. 1	McNeese St.	L, 20-18
Oct. 8	at Lamar	W, 37-17
Oct. 15	Southeastern Louisiana	W, 51-17
Oct. 29	at Texas State	W, 23-10
Nov. 5	Central Arkansas	L, 45-20
Nov. 12	at Sam Houston St.	L, 43-17
Nov. 19	Stephen F. Austin	2 p.m.

### Mississippi State (5-5)

Sept. 1	at Memphis	W, 59-14
Sept. 10	at Auburn	L, 41-34
Sept. 15	LSU	L, 19-6
Sept. 24	Louisiana Tech	W, 26-20
Oct. 1	at Georgia	L, 24-10
Oct. 8	at UAB	W, 21-3
Oct. 15	South Carolina	L, 14-12
Oct. 29	at Kentucky	W, 28-16
Nov. 5	Tennessee Martin	W, 55-17
Nov. 12	Alabama	L, 24-7
Nov. 19	at Arkansas	2:30 p.m.
Nov. 26	Ole Miss	TBA

### West Virginia (7-3)

Sept. 4	Marshall	W, 34-13
Sept. 10	Norfolk St.	W, 55-12
Sept. 17	at Maryland	W, 37-31
Sept. 24	LSU	L, 47-21
Oct. 1	Bowling Green	W, 55-10
Oct. 8	UConn	W, 43-16
Oct. 21	at Syracuse	L, 49-23
Oct. 29	at Rutgers	W, 41-31
Nov. 5	Louisville	L, 38-35
Nov. 12	at Cincinnati	W, 24-21
Nov. 25	Pittsburgh	TBA
Dec. 1	at USF	7 p.m.

### Kentucky (4-6)

Sept. 1	Western Kentucky	W, 14-3
Sept. 10	Central Michigan	W, 27-13
Sept. 17	Louisville	L, 24-17
Sept. 24	Florida	L, 48-10
Oct. 1	at LSU	L, 35-7
Oct. 8	at South Carolina	L, 54-3
Oct. 22	Jacksonville St.	W, 38-14
Oct. 29	Miss. St.	L, 28-16
Nov. 5	Ole Miss	W, 30-13
Nov. 12	at Vanderbilt	L, 38-8
Nov. 19	at Georgia	11 a.m.
Nov. 26	Tennessee	TBA

### Florida (5-5)

Sept. 3	Florida Atlantic	W, 41-3
Sept. 10	UAB	W, 39-0
Sept. 17	Tennessee	W, 33-23
Sept. 24	at Kentucky	W, 48-10
Oct. 1	Alabama	L, 38-10
Oct. 8	at LSU	L, 41-11
Oct. 15	at Auburn	L, 17-6
Oct. 29	Georgia	L, 24-20
Nov. 5	Vanderbilt	W, 26-21
Nov. 12	at South Carolina	L, 17-12
Nov. 19	Furman	12 p.m.
Nov. 26	Florida St.	TBA

### Tennessee (4-6)

Sept. 3	Montana	W, 42-16
Sept. 10	Cincinnati	W, 45-23
Sept. 17	at Florida	L, 33-23
Oct. 1	Buffalo	W, 41-10
Oct. 8	Georgia	L, 20-12
Oct. 15	LSU	L, 38-7
Oct. 22	at Alabama	L, 37-6
Oct. 29	South Carolina	L, 14-3
Nov. 5	Middle Tennessee	W, 24-0
Nov. 12	at Arkansas	L, 49-7
Nov. 19	Vanderbilt	6 p.m.
Nov. 26	at Kentucky	TBA

### Auburn (6-4)

Sept. 3	Utah St.	W, 42-38
Sept. 10	Miss. St.	W, 41-34
Sept. 17	at Clemson	L, 38-24
Sept. 24	Florida Atlantic	W, 30-14
Oct. 1	at South Carolina	W, 16-13
Oct. 8	at Arkansas	L, 38-14
Oct. 15	Florida	W, 17-6
Oct. 22	at LSU	L, 45-10
Oct. 29	Ole Miss	W, 41-23
Nov. 12	at Georgia	L, 45-7
Nov. 19	Samford	Noon
Nov. 26	Alabama	TBA

### Alabama (9-1)

Sept. 3	Kent St.	W, 48-7
Sept. 10	at Penn St.	W, 27-11
Sept. 17	North Texas	W, 41-0
Sept. 24	Arkansas	W, 38-14
Oct. 1	at Florida	W, 38-10
Oct. 8	Vanderbilt	W, 34-0
Oct. 15	at Ole Miss	W, 52-7
Oct. 22	Tennessee	W, 37-6
Nov. 5	LSU	L, 9-6
Nov. 12	at Miss. St.	W, 24-7
Nov. 19	Georgia Southern	1 p.m.
Nov. 26	at Auburn	TBA

### Western Kentucky (5-5)

Sept. 1	Kentucky	L, 14-3
Sept. 10	Navy	L, 40-14
Sept. 17	Indiana St.	L, 44-16
Oct. 1	Arkansas St.	L, 26-22
Oct. 6	at Middle Tennessee	W, 36-33
Oct. 15	at Florida Atlantic	W, 20-0
Oct. 22	UL-Lafayette	W, 42-23
Oct. 29	at UL-Monroe	W, 31-28
Nov. 5	FIU	W, 10-9
Nov. 12	at LSU	L, 42-9
Nov. 19	at North Texas	3 p.m.
Nov. 26	Troy	12 p.m.

### Ole Miss (2-8)

Sept. 3	BYU	L, 14-13
Sept. 10	Southern Illinois	W, 42-24
Sept. 17	at Vanderbilt	L, 30-7
Sept. 24	Georgia	L, 27-13
Oct. 1	at Fresno St.	W, 38-28
Oct. 15	Alabama	L, 52-7
Oct. 22	Arkansas	L, 29-24
Oct. 29	at Auburn	L, 41-23
Nov. 5	at Kentucky	L, 30-13
Nov. 12	Louisiana Tech	L, 27-7
Nov. 19	LSU	6 p.m.
Nov. 26	at Miss. St.	TBA

### Arkansas (9-1)

Sept. 3	Missouri St.	W, 51-7
Sept. 10	New Mexico	W, 52-3
Sept. 17	Troy	W, 38-28
Sept. 24	at Alabama	L, 38-14
Oct. 1	at Texas A&M	W, 42-38
Oct. 8	Auburn	W, 38-14
Oct. 22	at Ole Miss	W, 29-24
Oct. 29	at Vanderbilt	W, 31-28
Nov. 5	South Carolina	W, 44-28
Nov. 12	Tennessee	W, 49-7
Nov. 19	Miss. St.	2:30 p.m.
Nov. 25	at LSU	1:30 p.m.



## SOUTHEASTERN CONFERENCE

### 2011 SEC Standings

#### Eastern Division

Team	SEC	Pct.	Overall
Georgia	6-1	.857	8-2
South Carolina	6-2	.750	8-2
Florida	3-5	.375	5-5
Vanderbilt	2-5	.286	5-5
Kentucky	1-5	.167	4-6
Tennessee	0-6	.000	4-6

#### Western Division

Team	SEC	Pct.	Overall
LSU	6-0	1.000	10-0
Alabama	6-1	.857	9-1
Arkansas	5-1	.833	9-1
Auburn	4-3	.571	6-4
Mississippi State	1-5	.167	5-5
Ole Miss	0-6	.000	2-8

## This Week in the SEC

### Saturday, Nov. 12

Citadel at South Carolina • 11 a.m.

\*Kentucky at Georgia • 11:21 a.m. (SEC Network)

Furman at Florida • 12 p.m.

Georgia Southern at Alabama • 12 p.m.

Samford at Auburn • 12 p.m.

\*Mississippi State at Arkansas • 2:30 p.m. (CBS)

\*LSU at Ole Miss • 6 p.m. (ESPN)

\*Vanderbilt at Tennessee • 6 p.m. (ESPNU)

### All Times Central

\* - denotes conference games

## Last Week in the SEC

### LSU 42 Western Kentucky 9

Alabama 24 Mississippi State 7

Louisiana Tech 27 Ole Miss 7

Arkansas 49 Tennessee 7

Georgia 45 Auburn 7

Vanderbilt 38 Kentucky 8

South Carolina 17 Florida 12

## OFFENSE

### #30 Drew Alleman • WR

Kicked a field goal to win the 2006 5A Louisiana Class 5A State Championship game for Acadiana High school over Sulphur as time expired in 2006 ... That 32-yarder with the game on the line proved Alleman's worthiness, and he made LSU's roster as a preferred walk-on in 2008 ... Inherited the No. 30 jersey from friend and former teammate Josh Jasper, who shattered the LSU record books in 2010 ... Has kicked a 57-yarder in practice before.

### #33 Odell Beckham, Jr. • WR

Mother, Heather Van Norman, was an All-American sprinter for LSU women's track team from 1991-93 ... Led the Lady Tigers to five national championships and she was also a former track coach at Tulane ... His father, Odell Beckham, Sr., was a running back with the Tigers from 1989-92 ... Father was roommates with Shaquille O'Neal during college.

### #60 Will Blackwell • OG

Grandfather was a guard at Louisiana Tech ... Wears No. 60 because that was his grandfather's number ... His dad and uncle both played football at Northwestern State, and his sister currently plays softball at Northwestern State ... Models his game after former Tigers Alan Faneca and Eric Andolsek ... Also played baseball and did the shot put for the track team in high school ... Played on the same high school team as current LSU defensive end Barkevious Mingo ... Arrived at LSU as a defensive end.

### #88 Chase Clement • TE

Wore number 88 in high school and continues to wear it ... He is the nephew of three former LSU players: Ruffin Rodrigue Sr., Ruffin Rodrigue Jr, and the late Eric Andolsek who also played for the Detroit Lions ... His uncle, Eric (Andolsek) is his role model, says a prayer to him before every game ... Worked for Habitat for Humanity this summer back home in Thibodaux, La. ... Nickname is "Wolverine" because of his crazy beards ... Loves hunting and fishing in his spare time.

### #42 Michael Ford • RB

Calls himself a junk food junkie who eats sugary, chewy candies or cookies-and-cream ice cream just about every day ... He can bench press 440 pounds and squat 583 ... Nickname "Shug" that his grandmother gave him stuck through high school ... Reads the Bible and attends church when he can ... The broadcasting major also has practiced public speaking at his old high school, where he told students that striving for good grades creates a work ethic that trickles down to other aspects of life, including sports ... Appeared on the cover of Sports Illustrated following the Tigers' season-opening win against Oregon.

### #53 T-Bob Hebert • OG

Father, Bobby Hebert, played quarterback for the New Orleans Saints and Atlanta Falcons and currently hosts the Saints' pregame and postgame radio shows on the New Orleans Saints Radio Network ... Was given the nickname "T-Bob" by his great-grandmother ... Started playing football at age nine ... Grew up in Georgia, but was raised as an LSU fan by his grandfather and says he chose LSU because "it's always where my heart's been." ... Volunteered for Operation Shoebox at Christmas time in high school ... Describes himself as "a huge nerd." ... Collects comic books and video games ... Said his favorite comic book growing up was The Green Lantern ... Business administration major, considering going to law school one day.

### #72 Alex Hurst • OT

Nickname is "Clyde" because his teammates think he is as big as a Clydesdale horse ... Started playing football after seeing his brother play, he thought it looked like fun ... Was the first player out of his high school in Bartlett, Tenn. to play in the SEC ... His favorite player is Brett Favre because he is a from a small town and likes to hunt and fish.

### #12 Jarrett Lee • QB

Father, Stephen, was his coach at Brenham High School in Texas ... Father played college football (QB/FB) at Angelo State from 1988-92 ... Today, his father is in his first season as the quarterbacks coach at West Texas A&M ... Father served as co-offensive coordinator at Brenham (Texas) High School from 2005-10 ... Enjoys playing golf; consistently shoots in the mid-80's ... Hails from Brenham, Texas – home of Bluebell Ice Cream ... Grew up in Brownwood, Texas but moved to Brenham because his father is a high school football coach there ... Lists his favorite sports hero as John Elway ... Is a huge 80s rock fan and his favorite band is Van Halen.

### #64 P.J. Lonergan • C

Nickname is "P.J." ... His dad, Patrick Lonergan, was an offensive lineman for LSU in 1978 ... Wears the same number as his dad, No. 64 ... Played goalie on his soccer team as a child, but found it "too boring" ... Models his game after Jeff Saturday of the Indianapolis Colts, because he is "that good" ... His little sister, Molly, also attends LSU ... Loves to fish, and says he would like to one day open his own fishing and outdoors business.

### #19 Deangelo Peterson • TE

Nickname is "DiLo" ... Played on the same high school team as current teammate Lavar Edwards ... The first major college prospect produced by Desire Street Academy in New Orleans ... Models his game after Randy Moss of the New England Patriots ... Wants to be a high school or college coach after college.

### #2 Rueben Randle • WR

Nickname is "Big Reubeno" (pronounced "Roo-bean-oh") ... Played shortstop on his high school baseball team, and was scouted by several MLB teams ... Models his game after Chad Ochocinco, Terrell Owens and Randy Moss ... Wants to be a coach when his football career is over.

### #11 Spencer Ware • RB

Also played baseball for the Tigers in 2011, seeing action in 21 games mostly as a reserve outfielder and pinch runner ... Entertains teammates by doing back flips.

## DEFENSE

### #22 Ryan Baker • LB

Taken a leadership role this year after the departure of Kelvin Sheppard to the NFL ... Bulkied up during the offseason and added 12 pounds of muscle ... His mother, Lynn, is a University of Florida graduate and a die-hard Gator fan ... His father, Terry, is a Florida State University graduate and Ryan grew up an FSU fan ... Despite the Florida and Florida State ties, said he knew he was going to LSU when he finally got to experience a night game in Tiger Stadium ... Broke his jaw during 2010 fall camp and was reduce to a liquefied diet for three weeks ... Teammates call him "Marshall Faulk" because they say he looks like it in the face.

### #17 Morris Claiborne • CB

Nickname is "Mo" or "M.C." ... Models his game after Denver Broncos cornerback Champ Bailey and former teammate Patrick Peterson ... Does community service in his hometown of Shreveport, La., including installing smoke detectors and fans in nursing homes ... Prepped at the same high school as former Tigers Reggie Robinson, Ronnie Prude and former LSU basketball star Stromile Swift ... Was also an all-state basketball star in high school and even played tennis ... Began his career as a wide receiver now heads into his junior year as a Thorpe candidate ... Said Patrick Peterson took him under his wing and helped him become the player he is.

### #89 Lavar Edwards • DE

Attended Desire St. Academy with teammate DeAngelo Peterson when Hurricane Katrina hit ... Both left their families to play with their high school football team in Niceville, Fla., then to LSU.

### #37 Karnell Hatcher • LB

Started playing football at age eight ... Listens to Lil Wayne before every game to get focused ... Volunteers at Pompey Park in his hometown of Delray Beach, Fla ... His duties have ranged from helping pick up trash to setting up tables for receptions or other events being hosted ... Aspires to own his own business after college ... His parents are his role models because he respects the way they've worked so hard to help him achieve his dreams ... Says that he's shy around people he doesn't know, which is often mistaken for being a quiet person, but he breaks out of his shell when he's around people he's comfortable with and enjoys talking and cracking jokes.

### #56 Anthony Johnson • DT

Nickname is "Freak" because he was 315 pounds and ran a 4.8 in the 40 in high school ... Molds his game after Warren Sapp, John Randle and calls his idol "Jevon Kearse" ... Sang in the OP Walker choir and often sings at team meetings ... Graduated high school early so he could enroll in classes during the 2011 spring semester and participate in LSU's spring camp ... Ranks second on the team in both the squat and the split jerk, lifting 560 and 374 pounds, respectively.

### #49 Barkevious Mingo • DE

His mother said football was too dangerous so he focused on basketball and track until his junior year in high school ... His name comes from the first three letters of his mothers name Barbara (Bar) followed by her favorite name Kevious.

### #99 Sam Montgomery • DE

Nickname is "Sonic" because he loves Sonic the hedgehog ... Didn't start playing football until his junior year of high school ... Played on a club basketball team with former Kentucky guard John Wall in high school ... Chose football because his high school coach told him he would have a better future in it ... Nearly went to play basketball and football at North Carolina ... His brother died while Montgomery was in high school, and he says that he learned not to take things for granted.

### #1 Eric Reid • S

Maintained a 4.7 grade point average in high school ... Studying civil engineering ... His father, Eric, Sr., was a three-time All-American hurdler at LSU (1984-87) and is a member of the LSU Athletic Hall of Fame.

### #18 Brandon Taylor • SS

Older brother, Curtis, was the Tigers' starting safety for the past two seasons and was drafted in the seventh round of the 2009 NFL Draft by the San Francisco 49ers ... One of eight children ... Routinely reads to children at schools in East Baton Rouge parish ... As part of his class, he visits with Alzheimer's patinets ... Annually hosts a free football clinic for kids back in his hometown of Franklinton, La., a town of a population of 4,000 ... Was awarded the No. 18 jersey this season, which was voted on by former LSU No. 18s and head coach Les Miles.

### #38 Brad Wing • P

Can kick with both his left and right foot ... Played Australian Rules football for 15 years ... Hails from Melbourne, a population of 4 million ... Dad played one season in the NFL and was a star in the Australian Rules Football league.

## BY THE NUMBERS

**93,129**

largest crowd in Tiger Stadium history  
(lost to No. 1 Florida, 13-3, on Oct. 10, 2009)

**1,500**

old dorm rooms below the east and west stands

**.716**

winning percentage after 545 home games

**89**

89-yard punt return by Billy Cannon 50 years ago to beat Ole Miss on Halloween Night in 1959

**87<sup>th</sup>**

year of LSU football in Tiger Stadium dating back to 1924

**71**

times the crowd has exceeded 90,000 for a game

**70**

"Tiger Den" skybox suites in the East Upper Deck

**45**

years ranked in the top 10 in the nation in attendance

**55-5**

Saturday night record since 2000

**42-6**

home record under head coach Les Miles

**13**

undefeated home seasons

**8**

trips by the "ESPN College GameDay" crew

**8<sup>th</sup>**

largest on-campus stadium in the nation (92,542)

**6**

times named the toughest place in the nation to play a road game by national media outlets

**1**

win over a No. 1 ranked team (def. Florida, 28-21, in 1997)

# Tiger Stadium

## COLLEGE FOOTBALL'S ULTIMATE SETTING



## "THE SCARIEST PLACE TO PLAY IN AMERICA"

- ESPN.COM, OCT. 2007; ESPN COLLEGE FOOTBALL LIVE, MAY 2011

### Notables

- LSU began playing football in Tiger Stadium in 1924 and is currently in its 87th year in the venerable stadium. This season marks the 80th year LSU has played under the lights in Death Valley. The Tigers defeated Spring Hill, 35-0, on Oct. 3, 1931 in the first night game in the stadium's history.
- LSU has won 41 of its last 46 games at home and 16 straight. Head coach **Les Miles** is 30-1 in Saturday Night home games.
- More than 85,000 fans have attended each of LSU's last 81 home games. In that span, the Tigers have eclipsed the 90,000 mark 71 times, including a school-record 93,129 for the Oct. 10, 2009 game that pitted No. 4 LSU against No. 1 Florida.
- Since national attendance figures began being kept in 1957, LSU has finished in the nation's top 10 in average attendance in 47 of the past 54 seasons.
- Since 1960, LSU owns a stellar 221-60-4 (.782) record in traditional Tiger Stadium night games. On the other hand, the Tigers are 27-25-3 (.509) at home during the day in that span.
- LSU has won 30 consecutive home games over non-conference opponents. **Les Miles** is 21-0 in non-conference home games.

### Quotables

"(Tiger Woods) pumped both fists and yelled, as jacked as you'll ever see him. But the crowd explosion drowned out whatever was coming out of his mouth. It was the closest golf has ever come to sounding like fourth-and-goal at LSU's Tiger Stadium on a Saturday night."

- **Pat Forde, ESPN.com on Tiger Woods' putt to force a playoff at the 2008 U.S. Open**

"I'm not sure what it was like to walk into the Coliseum, but I bet it was something like this. The best place in the world to watch a sporting event."

- **Wright Thompson, ESPN.com**

"Dark. That combined with Tiger Stadium on a Saturday night is something loud, strange and holy. There is noise everywhere in stadiums from Eugene to Tuscaloosa. Only in Baton Rouge is there a living, breathing lurking in its grand, old stadium."

- **Dennis Dodd, CBSsports.com**

"Best stadium -- Tiger Stadium, LSU. The pregame festivities, the deafening noise -- there's no other place like it."

- **Matt Hayes, Sporting News**

"All I began to hear was a chant 'L-S-U, L-S-U.' It got louder and louder. It was the loudest I've ever heard a stadium."

- **Mark Richt, Georgia Head Coach**



# The Last Meeting



<b>Ole Miss</b>	<b>36</b>
<b>#5/6 LSU</b>	<b>43</b>



Nov. 20, 2010 • Tiger Stadium • Baton Rouge, La. • 92,915

## Jefferson Leads LSU Past Ole Miss In Home Finale Shootout, 43-36

**Stevan Ridley** scored on a 7-yard run with 44 seconds left as LSU overcame a pair of fourth quarter deficits for a 43-36 comeback victory over Ole Miss in Tiger Stadium. The win was the 11th straight at home for the Tigers and gave LSU a 10-win season for the fourth time under **Les Miles**. LSU scored three fourth quarter TDs as the Tigers overcame deficits of 30-29 with 8:49 to play and then 36-35 with 4:57 to go. **Michael Ford's** 27-yard reception from **Jordan Jefferson** put the Tigers up 35-30 with 7:30 to go. Ole Miss responded with a 65-yard TD to regain the lead at 36-35 with under five minutes to go setting up LSU's game-winning drive. LSU scored first, taking a 7-0 lead on a 2-yard run by Ridley just three minutes into the contest. Ole Miss tied the game 30 seconds later setting up a back-and-forth battle between the two teams. The game was tied at 10-10 after the first quarter and the Tigers led 20-17 at halftime. Ole Miss took its first lead of the game at 24-23 with 4:34 to go in the third quarter. LSU responded with an 8-play, 80-yard drive to regain the lead at 29-24 at the 14:22 mark in the fourth quarter. The game featured nearly 900 yards of offense and 11 ties or lead changes with the Tigers rolling up a season-high 470 total yards. Jefferson had his best game at LSU, throwing for a career best 254 yards and 1 TD. Ridley rushed for 89 yards and a career-high three scores.

		Scoring			
<b>UM</b>	10	7	7	12	- 36
<b>LSU</b>	10	10	3	20	- 43
LSU	11:54	1Q	Ridley 2 yd run (Jasper kick)		
UM	11:29	1Q	Bolden 50 yd run (Rose kick)		
LSU	8:08	1Q	Jasper 31 yd FG		
UM	4:20	1Q	Rose 24 yd FG		
LSU	14:30	2Q	Ridley 2 yd run (Jasper kick)		
LSU	8:09	2Q	Jasper 25 yd FG		
UM	0:27	2Q	Masoli 4 yd run (Rose kick)		
LSU	9:52	3Q	Jasper 24 yd FG		
UM	4:34	3Q	Bolden 3 yd run (Rose kick)		
LSU	14:22	4Q	Jefferson 3 yd run (Toliver run failed)		
UM	8:49	4Q	Massoli 22 yd run (Masoli pass failed)		
LSU	7:30	4Q	Ford 27 yd pass from Jefferson (Jefferson pass failed)		
UM	4:57	4Q	Summers 65 yd pass from Masoli (Masoli run failed)		
LSU	0:44	4Q	Ridley 7 yd run (Jefferson rush)		

## STATISTICAL COMPARISON

Category	LSU	Ole Miss	CONF. (NCAA) RANKING	
			LSU	Ole Miss
Record:	8-0	2-8	--	--
Conference:	5-0	0-6	--	--
Scoring Offense:	36.5	18.7	2 (18)	11 (109)
Total Offense:	369	297.8	5 (79)	11 (113)
Rushing Offense:	195.1	131.5	2 (30)	10 (85)
Passing Offense:	173.9	166.3	7 (99)	10 (104)
Scoring Defense:	10.7	30.2	2 (2)	12 (87)
Total Defense:	253.2	425.7	2 (2)	12 (94)
Pass Defense:	169.4	215.8	3 (6)	11 (50)
Rushing Defense:	83.8	209.9	2 (3)	12 (108)
KO Ret. Avg.:	22.96	20.02	6 (41)	11 (90)
Punt Ret. Avg.:	8.35	22.6	6 (54)	1 (1)
Time of Poss.:	33:29	28:40	3 (15)	8 (87)
3rd Down Conv.:	59-126	46-139	2 (25)	9 (107)
Opp. 3rd-D Conv:	49-145	56-136	4 (21)	11 (71)
TO Margin:	+15	-4	1 (3)	11 (87)
Net Punting:	40.39	38.79	1 (7)	4 (23)
Fumbles Recovered:	7	7	6 (60)	6 (60)
Passes Intercepted:	14	9	3 (9)	9 (55)
Fumbles Lost:	3	8	1 (2)	7 (56)
Turnovers Gained:	21	16	4 (24)	8 (64)
Turnovers Lost:	6	20	1 (1)	9 (86)
Passing Efficiency:	155.89	103.05	2 (16)	11 (114)
Pass Efficiency Defense	94.76	133.50	2 (2)	11 (72)
Fewest Penalties:	6.4	7.2	8 (74)	12 (93)
Fewest Yards Penalized:	52.8	61.8	8 (72)	12 (96)
Sacks:	2.4	1.3	2 (28)	12 (102)
Tackles for Losses:	7.2	4.7	3 (20)	12 (97)
First Downs:	20.4	16.3	4 (63)	11 (111)
Red Zone Offense:	45-46	18-23	1 (2)	9 (84)
Red Zone Defense:	17-19	30-39	12 (102)	4 (30)

## The Series: LSU leads 56-39-4

1894: UM, 26-6	Dec. 3 at Baton Rouge	1948: UM, 49-19	Oct. 30 at Baton Rouge	1982: LSU, 45-8	Oct. 30 at Baton Rouge
1896: LSU, 12-4	Nov. 13 at Vicksburg	1949: LSU, 34-7	Oct. 29 at Baton Rouge	1983: UM, 27-24	Oct. 29 at Jackson
1899: UM, 11-0	Nov. 3 at Meridian	1950: LSU, 40-14	Nov. 4 at Baton Rouge	1984: LSU, 32-29	Nov. 3 at Baton Rouge
1901: LSU, 46-0	Nov. 7 at Baton Rouge	1951: Tie, 6-6	Nov. 3 at Baton Rouge	1985: LSU, 14-0	Nov. 2 at Jackson
1902: LSU, 6-0	Nov. 8 at New Orleans	1952: UM, 28-0	Nov. 1 at Oxford	1986: UM, 21-19	Nov. 1 at Baton Rouge
1903: UM, 11-0	Nov. 21 at New Orleans	1953: UM, 27-16	Oct. 31 at Baton Rouge	1987: LSU, 42-13	Oct. 31 at Jackson
1904: LSU, 5-0	Nov. 5 at Baton Rouge	1954: UM, 21-6	Oct. 30 at Baton Rouge	1988: LSU, 31-20	Oct. 29 at Baton Rouge
1906: UM, 9-0	Oct. 20 at Baton Rouge	1955: UM, 29-26	Oct. 29 at Baton Rouge	1989: LSU, 35-30	Nov. 4 at Oxford
1907: LSU, 23-0	Nov. 16 at Jackson	1956: UM, 46-17	Nov. 3 at Baton Rouge	1990: UM, 19-10	Nov. 3 at Baton Rouge
1909: LSU, 10-0	Oct. 9 at Baton Rouge	1957: UM, 14-12	Nov. 9 at Oxford	1991: LSU, 25-22	Nov. 2 at Jackson
1912: UM, 10-7	Oct. 19 at Baton Rouge	1958: LSU, 14-0	Nov. 1 at Baton Rouge	1992: UM, 32-0	Oct. 31 at Jackson
1914: UM, 21-0	Oct. 17 at Baton Rouge	1959: LSU, 7-3	Oct. 31 at Baton Rouge	1993: LSU, 19-17	Oct. 30 at Baton Rouge
1915: LSU, 28-0	Oct. 15 at Oxford	1960: UM, 21-0	Jan. 1 at New Orleans	1994: UM, 34-21	Oct. 29 at Oxford
1916: LSU, 41-0	Nov. 19 at Baton Rouge	1960: Tie, 6-6	Oct. 29 at Oxford	1995: LSU, 38-9	Nov. 11 at Baton Rouge
1917: LSU, 52-7	Oct. 13 at Oxford	1961: LSU, 10-7	Nov. 4 at Baton Rouge	1996: LSU, 39-7	Nov. 16 at Oxford
1919: LSU, 13-0	Oct. 18 at Baton Rouge	1962: UM, 15-7	Nov. 3 at Baton Rouge	1997: UM, 36-21	Oct. 18 at Baton Rouge
1921: LSU, 21-0	Nov. 12 at Baton Rouge	1963: UM, 37-3	Nov. 2 at Baton Rouge	1998: UM, 37-31(OT)	Oct. 31 at Oxford
1926: LSU, 3-0	Nov. 13 at Baton Rouge	1964: LSU, 11-10	Oct. 31 at Baton Rouge	1999: UM, 42-23	Oct. 3 at Baton Rouge
1927: UM, 12-7	Nov. 5 at Oxford	1965: UM, 23-0	Oct. 30 at Jackson	2000: LSU, 20-9	Nov. 11 at Oxford
1928: LSU, 19-6	Nov. 10 at Baton Rouge	1966: UM, 17-0	Oct. 29 at Baton Rouge	2001: UM, 35-24	Oct. 27 at Baton Rouge
1929: LSU, 13-6	Nov. 16 at Baton Rouge	1967: Tie, 13-13	Nov. 4 at Jackson	2002: LSU, 14-13	Nov. 23 at Baton Rouge
1930: LSU, 6-0	Nov. 8 at Baton Rouge	1968: UM, 27-24	Nov. 2 at Baton Rouge	2003: LSU, 17-14	Nov. 22 at Oxford
1931: LSU, 26-3	Nov. 14 at Jackson	1969: UM, 26-23	Nov. 1 at Jackson	2004: LSU, 27-24	Nov. 20 at Baton Rouge
1933: LSU, 31-0	Nov. 18 at Baton Rouge	1970: LSU, 61-17	Dec. 5 at Baton Rouge	2005: LSU, 40-7	Nov. 19 at Oxford
1934: LSU, 14-0	Nov. 17 at Jackson	1971: UM, 24-22	Oct. 30 at Jackson	2006: LSU, 23-20 (OT)	Nov. 18 at Baton Rouge
1936: LSU, 13-0	Oct. 17 at Baton Rouge	1972: LSU, 17-16	Nov. 4 at Baton Rouge	2007: LSU, 41-24	Nov. 17 at Oxford
1937: LSU, 13-0	Oct. 16 at Baton Rouge	1973: LSU, 51-14	Nov. 3 at Jackson	2008: UM, 31-13	Nov. 22 at Baton Rouge
1938: UM, 20-7	Sept. 24 at Baton Rouge	1974: LSU, 24-0	Nov. 2 at Baton Rouge	2009: UM, 25-23	Nov. 21 at Oxford
1939: UM, 14-7	Sept. 30 at Baton Rouge	1975: UM, 17-13	Nov. 1 at Jackson	2010: LSU, 43-36	Nov. 20 at Baton Rouge
1940: UM, 19-6	Sept. 28 at Baton Rouge	1976: LSU, 45-0	Oct. 30 at Baton Rouge		
1941: UM, 13-12	Nov. 8 at Baton Rouge	1977: LSU, 28-21	Oct. 29 at Jackson		
1942: LSU, 21-7	Oct. 17 at Baton Rouge	1978: LSU, 30-8	Nov. 4 at Baton Rouge		
1945: LSU, 32-13	Nov. 3 at Baton Rouge	1979: LSU, 28-24	Nov. 3 at Jackson		
1946: LSU, 34-21	Nov. 2 at Baton Rouge	1980: LSU, 38-16	Nov. 1 at Baton Rouge		
1947: UM, 20-18	Nov. 1 at Baton Rouge	1981: Tie, 27-27	Oct. 31 at Jackson		

At Baton Rouge: LSU leads, 37-23-1  
At Oxford: LSU leads, 8-6-1  
At Jackson: LSU leads, 9-6-2  
At Other Sites: UM leads, 3-2-0

# LSU Tigers Depth Chart

## OFFENSE

<b>X</b>	2	Rueben Randle	6-4	208	Jr.
	82	James Wright	6-2	201	So.
<b>LT</b>	76	Chris Faulk	6-6	325	So.
	75	Greg Shaw	6-5	281	Sr.
	73	Chris Davenport	6-4	320	So.
<b>LG</b>	<b>53</b>	<b>T-Bob Hebert</b>	<b>6-3</b>	<b>304</b>	<b>Sr.</b>
	<b>60</b>	<b>Will Blackwell</b>	<b>6-4</b>	<b>303</b>	<b>Sr.</b>
	78	La'el Collins	6-5	320	Fr.-HS
	79	Matt Branch	6-6	287	Jr.
<b>C</b>	<b>64</b>	<b>P. J. Loneragan</b>	<b>6-4</b>	<b>305</b>	<b>Jr.</b>
	<b>53</b>	<b>T-Bob Hebert</b>	<b>6-3</b>	<b>304</b>	<b>Sr.</b>
	61	Ben Domingue	6-3	272	So.
<b>RG</b>	<b>60</b>	<b>Will Blackwell</b>	<b>6-4</b>	<b>303</b>	<b>Sr.</b>
	74	Josh Williford	6-7	324	So.
<b>RT</b>	<b>72</b>	<b>Alex Hurst</b>	<b>6-6</b>	<b>340</b>	<b>Jr.</b>
	75	Greg Shaw	6-5	281	Sr.
<b>Y</b>	<b>19</b>	<b>Deangelo Peterson</b>	<b>6-4</b>	<b>235</b>	<b>Sr.</b>
	88	Chase Clement	6-5	251	Jr.
	47	Tyler Edwards	6-4	235	Jr.
	83	Mitch Joseph	6-5	268	Sr.
<b>Z</b>	10	Russell Shepard	6-1	185	Jr.
	86	Kadron Boone	6-0	195	So.
<b>3-Wide</b>	33	Odell Beckham, Jr.	5-11	183	Fr.-HS
	80	Jarvis Landry	6-0	190	Fr.-HS
<b>QB</b> -or-	12	Jarrett Lee	6-2	206	Sr.
	9	Jordan Jefferson	6-5	225	Sr.
	8	Zach Mettenberger	6-5	222	So.-Trf.
<b>RB</b>	11	Spencer Ware	5-11	223	So.
	42	Michael Ford	5-10	215	So.
	4	Alfred Blue	6-2	215	So.
<b>FB</b> -or-	<b>35</b>	<b>James Stampley</b>	<b>5-10</b>	<b>239</b>	<b>Sr.</b>
	44	J.C. Copeland	6-1	280	So.
	27	Kenny Hilliard	5-11	240	Fr.-HS

## SPECIAL TEAMS

<b>PK</b>	30	Drew Alleman	5-11	183	Jr.
	30	James Hairston	6-0	200	Fr.-HS
<b>KO</b>	30	James Hairston	6-0	200	Fr.-HS
	30	Drew Alleman	5-11	182	Jr.
	38	D.J. Howard	6-2	191	Sr.
<b>PR</b>	7	Tyrann Mathieu	5-9	175	So.
	33	Odell Beckham, Jr.	5-11	183	Fr.-HS
	2	Rueben Randle	6-4	208	Jr.
<b>HOLD</b> -or-	48	Seth Fruge	5-11	220	So.-1L
	38	Brad Wing	6-3	184	Fr.-RS
	12	Jarrett Lee	6-2	206	Sr.

## DEFENSE

<b>LE</b> -or-	<b>94</b>	<b>Kendrick Adams</b>	<b>6-5</b>	<b>255</b>	<b>Sr.</b>
	49	Barkevious Mingo	6-5	240	So.
	87	Chancey Aghayere	6-4	279	Jr.
<b>LT</b>	90	Michael Brockers	6-6	306	So.
	77	Josh Downs	6-1	287	Jr.
	97	Dennis Johnson	6-2	285	Sr.
<b>RT</b>	93	Bennie Logan	6-3	287	So.
	56	Anthony Johnson	6-3	294	Fr.-HS
	9	Ego Ferguson	6-3	283	Fr.-RS
<b>RE</b> -or-	<b>99</b>	<b>Sam Montgomery</b>	<b>6-4</b>	<b>245</b>	<b>So.</b>
	89	Lavar Edwards	6-5	264	Jr.
	59	Jermauria Rasco	6-3	225	Fr.-HS
<b>Sam</b>	<b>23</b>	<b>Stefoin Francois</b>	<b>6-1</b>	<b>223</b>	<b>Sr.</b>
	58	Tahj Jones	6-2	205	So.
<b>Mike</b>	46	Kevin Minter	6-2	242	So.
	37	Karnell Hatcher	6-2	223	Sr.
	31	D.J. Welter	6-0	226	Fr.-RS
<b>Will</b>	<b>22</b>	<b>Ryan Baker</b>	<b>6-0</b>	<b>236</b>	<b>Sr.</b>
	57	Lamin Barrow	6-2	229	So.
	52	Luke Muncie	6-3	220	So.
<b>LCB</b>	<b>17</b>	<b>Morris Claiborne</b>	<b>6-0</b>	<b>185</b>	<b>Jr.</b>
	13	Ron Brooks	6-0	177	Sr.
<b>SS</b>	<b>18</b>	<b>Brandon Taylor</b>	<b>6-0</b>	<b>194</b>	<b>Sr.</b>
	6	Craig Loston	6-2	208	So.
<b>FS</b>	<b>1</b>	<b>Eric Reid</b>	<b>6-2</b>	<b>208</b>	<b>So.</b>
	36	Derrick Bryant	5-11	195	Sr.
<b>RCB</b>	<b>7</b>	<b>Tyrann Mathieu</b>	<b>5-9</b>	<b>175</b>	<b>So.</b>
	24	Tharold Simon	6-3	187	So.
<b>Nickel</b>	<b>7</b>	<b>Tyrann Mathieu</b>	<b>5-9</b>	<b>175</b>	<b>So.</b>
<b>Dime</b>	13	Ron Brooks	6-0	177	Sr.

## PRONUNCIATIONS

Players		
87	Chancey Aghayere	DE
	Ah-gah-yair-ee	
38	Drew Alleman	P/K
	Al-uh-maw	
57	Lamin Barrow	LB
	luh-Meen	
86	Kadron Boone	WR
	Kay-drun	
88	Chase Clement	TE
	Clay-maw	
50	Joey Crappell	SNP
	cruh-Pell	
68	Josh Dworaczyk	RG
	Duh-ross-ic	
23	Stefoin Francois	LB
	Stef-ahn Fran-swah	
53	T-Bob Hebert	C
	Ay-bear	
58	Tahj Jones	LB
	Tahzh	
7	Tyrann Mathieu	CB
	Ty-run Matthew	
49	Barkevious Mingo	LB
	Bar-kee-vee-us	
24	Tharold Simon	CB
	Sigh-munn	
Coaches		
	Steve Kragthorpe	OC
	Krag-thorpe	
	Greg Studrawa	OL
	Stu-draw-uh	





**94**  
**Kendrick Adams**  
 Defensive End  
 6-5 • 255 • Sr. • 1L  
 Enterprise, Ala.  
 Copiah-Lincoln (Miss.) C.C.

#### SENIOR SEASON (2011)

Did not play against Western Kentucky ... Returned at Alabama but did not record any stats ... Missed the game against Auburn with an injury ... Recorded one TFL and three solo tackles at Tennessee ... Played well in a victory at Mississippi State with a seven-yard sack, 1.5 TFLs, one PBU and three tackles ... Credited with half a tackle for a loss against Northwestern State ... One of eight Tigers on defense to pick up at least a half tackle for loss as he finished with two total tackles including 0.5 TFLs against Oregon ... Continues his role as starting left defensive end after stepping in as the starter last season ... played in 12 games and made 11 starts at left defensive end in his first season at LSU.

#### CAREER HIGHS

Total tackles: 5 vs. McNeese State, 2010

Tackles for loss: 1.5, twice (Last: at Mississippi State, 2011)

Sacks: 1.5 at Arkansas, 2010

#### ADAMS' CAREER DEFENSIVE STATS

YEAR	G-GS	UT	AT	TT	TFL	SACKS	PBU	QBH	INT	FF	FR
2010	12-11	15	12	27	2.5-8	1.5-7	1	2	0	1	0
2011	8-8	6	8	14	3.5-15	1.5-7	1	1	0	0	0
<b>Totals</b>	<b>20-19</b>	<b>21</b>	<b>20</b>	<b>41</b>	<b>6.0-23</b>	<b>3.0-14</b>	<b>2</b>	<b>3</b>	<b>0</b>	<b>1</b>	<b>0</b>



**30**  
**Drew Alleman**  
 Placekicker/Punter  
 5-11 • 183 • Jr. • SQ  
 Lafayette, La. (Acadiana)

- 2011 Lou Groza Award Semifinalist
- Lou Groza Stars of the Week vs. Miss. State (9/19/11)

#### JUNIOR SEASON (2011)

Ranks second in the SEC in field goal percentage at 86.7 and third in field goals at 1.30 a game ... Is 13-15 on field goals this season with a long of 44 and is 44-45 on point after touchdowns ... Did not attempt a field goal against Western Kentucky but made all six PATs ... Nailed all three of his field goal attempts, including the game-winning 25-yarder in overtime, at Alabama ... His other two field goals at Alabama came from 19 and 30 yards ... Was 1-for-1 on field goals against Auburn with a 36-yarder early in the fourth quarter ... Made his only field goal attempt at Tennessee with an 18-yarder and nailed all five of his PATs ... Finished 2-for-2 on field goals against Florida, hitting from 35 yards in the second quarter and 23 in the third ... Did not attempt a field goal against Kentucky but nailed all five of his PATs ... Missed his only field goal attempt at West Virginia, a 30-yarder early in the third quarter ... Named one of three Lou Groza Stars of the Week nationally after an outstanding game against Mississippi State as he finished a perfect 4-for-4 on field goals (21, 42, 41, 29) and was 1-for-1 on PATs ... The four field goals at MSU tied him for second for most field goals in a game in school history and is currently tied with Florida's Caleb Sturgis as the most made FGs in a game this season by an SEC kicker ... Hit all seven of his PATs against Northwestern State but missed a 50-yard field goal attempt ... Was 2-for-2 on field goals in the opener against Oregon, draining a 44-yard FG early in the first quarter followed by a 32-yarder early in the fourth ... Was 4-of-5 on PATs versus Oregon, missing his first career attempt ... LSU's starting placekicker who takes over the position after the departure of All-America Josh Jasper ... Appeared in three career games entering 2011: Tulane (2009), McNeese State (2010) and UL-Monroe (2010).

#### CAREER HIGHS

Field Goals Attempted: 4 at Mississippi State, 2011

Field Goals Made: 4 at Mississippi State, 2011

Long FG: 44 vs. Oregon, 2011

Kickoffs: 8 vs. Oregon, 2011

Kickoff Yards: 481 vs. Oregon, 2011

Kickoff Avg.: 65.0 vs. McNeese State, 2010

Punts: 2 vs. Tulane, 2009

Punting Yards: 51 vs. Tulane, 2009

Punting Avg.: 25.5 vs. Tulane, 2009

#### ALLEMAN'S CAREER FIELD GOAL TOTALS


YEAR	FGM-FGA	1-19	20-29	30-39	40-49	50-99	LG	PAT	POINTS
2011	13-15	2-2	4-4	4-5	3-3	0-1	44	44-45	83
<b>Totals</b>	<b>13-15</b>	<b>2-2</b>	<b>4-4</b>	<b>4-5</b>	<b>3-3</b>	<b>0-1</b>	<b>44</b>	<b>44-45</b>	<b>83</b>

#### ALLEMAN'S CAREER KICKOFF STATS

YEAR	G-GS	NO.	YDS.	AVG.	TB	OB
2009	1-0	0	0	0	0	0
2010	2-0	7	444	63.4	0	0
2011	10-0	13	725	55.8	0	0
<b>Totals</b>	<b>13-0</b>	<b>20</b>	<b>1,169</b>	<b>58.45</b>	<b>0</b>	<b>0</b>

#### ALLEMAN'S CAREER PUNTING TOTALS

YEAR	NO.	YDS.	AVG.	LG	I20	TB
2009	2	51	25.5	33	1	0
2010	0	0	0	0	0	0
2011	0	0	0	0	0	0
<b>Totals</b>	<b>2</b>	<b>51</b>	<b>25.5</b>	<b>33</b>	<b>1</b>	<b>0</b>



**22**  
**Ryan Baker**  
 Linebacker  
 6-0 • 236 • Sr. • 3L  
 Grand Ridge, Fla. (Blountstown)

Hard-hitting senior who has taken over for the departed Kelvin Sheppard as the leader of the LSU defense in 2011 ... Tough player who played the first month of the 2010 season with his mouth wired shut due to broken jaw

... The leading returning tackler for LSU in 2011 ... Has played in 46 games with 21 starts ... Career stats: 170 tackles, 14.0 tackles for loss, 8.5 sacks, 2 pass pickups and 1 forced fumble.

#### SENIOR SEASON (2011)

Credited with nine tackles versus Western Kentucky ... Led the team with eight total tackles at Alabama ... Posted six tackles and a half tackle for a loss against Auburn ... Set a season high for the second straight week with six tackles and a QB hurry against Kentucky ... Tallied five stops at West Virginia ... Returned to action and picked up three tackles, 1.5 TFLs and a half sack at Mississippi State ... Forced to sit out the game against Northwestern State for violation of team rules ... Managed four tackles against Oregon in the season opener.

#### CAREER HIGHS


Tackles: 12 at Auburn, 2010

Tackles for loss: 3 at Vanderbilt, 2010

Sacks: 2 vs. McNeese State, 2010

#### BAKER'S CAREER DEFENSIVE STATS

YEAR	G-GS	UT	AT	TT	TFL	SACKS	PBU	QBH	INT	FF	FR
2008	13-0	7	9	16	0	0	0	0	0	0	0
2009	12-0	7	10	17	1.0-8	1.0-8	1	0	0	0	0
2010	12-12	37	50	87	11.0-83	7.0-60	1	1	0	1	0
2011	9-9	15	35	50	2.0-8	0.5-5	0	1	0	0	0
<b>Totals</b>	<b>46-21</b>	<b>66</b>	<b>104</b>	<b>170</b>	<b>14.0-99</b>	<b>8.5-73</b>	<b>2</b>	<b>2</b>	<b>0</b>	<b>1</b>	<b>0</b>



**57**  
**Lamin Barrow**  
 Linebacker  
 6-2 • 229 • So. • 1L  
 Marrero, La. (John Ehret)

#### SOPHOMORE SEASON (2011)

Played in 21 games with two starts in his career ... Tied his career best with six stops versus Western Kentucky ... Earned his first career tackle for a loss at Mississippi State ... Started at Will linebacker in place of Ryan Baker against Northwestern State and made three tackles.

#### CAREER HIGHS

Total tackles: 6, twice (Last: vs. Western Kentucky, 2011)

Tackles for loss: 1.0 at Mississippi State, 2011

#### BARROW'S CAREER DEFENSIVE STATS

YEAR	G-GS	UT	AT	TT	TFL	SACKS	PBU	QBH	INT	FF	FR
2010	12-1	8	10	18	0.5-0	0	0	0	0	0	1-0
2011	9-1	3	12	15	1.0-5	0	0	0	0	0	0
<b>Totals</b>	<b>21-2</b>	<b>11</b>	<b>22</b>	<b>33</b>	<b>1.5-5</b>	<b>0</b>	<b>0</b>	<b>0</b>	<b>0</b>	<b>0</b>	<b>1-0</b>





33

**Odell Beckham, Jr.****Wide Receiver****5-11 • 183 • Fr. • HS****New Orleans, La. (Isidore Newman School)**• **2011 SEC Freshman of the Week (vs. Miss. State)****TRUE FRESHMAN SEASON (2011)**

Ranks second on the team in receptions with 31 and receiving yards with 392 ... Turned in one of the most electrifying plays of the season with a 51-yard TD reception that saw him break tackles and weave his way across the field to the endzone at Kentucky ... Became the first Tiger since Bennie Brazell in 2005 to have back-to-back games with 50-plus yard receiving TDs ... Finished with three catches for 75 yards and one TD against Kentucky ... Caught his first career receiving touchdown on a 52-yard catch and run at West Virginia and finished the game with two receptions for 82 yards ... Named the SEC Freshman of the Week after he hauled in eight receptions for 61 yards at Mississippi State and became the first LSU freshman wide receiver to record at least eight catches in a game since Michael Clayton had eight against Illinois in the Sugar Bowl on Jan. 1, 2002 ... Tied for the team lead in catches with five for 40 yards against Northwestern State in his first career start ... Made his LSU debut against Oregon and caught two passes for 10 yards ... A talented athlete who immediately impressed the coaches at wide receiver during the fall and will play extensively this season ... Joined Cooper Manning as the only players in Newman High School history to break the 1,000-yard receiving mark in a season ... Hauled in 50 catches for 1,010 yards and 19 touchdown receptions as a senior at Newman.

**CAREER HIGHS**

Receptions: 8 at Mississippi State, 2011

Yards: 82 at West Virginia, 2011

Long: 52 at West Virginia, 2011

Touchdowns: 1, twice (Last: vs. Kentucky, 2011)

**BECKHAM, JR.'S CAREER RECEIVING STATS**

YEAR	G-GS	REC.	YDS.	TD	LG
2011	10-5	31	392	2	52
<b>Totals</b>	<b>10-5</b>	<b>31</b>	<b>392</b>	<b>2</b>	<b>52</b>



60

**Will Blackwell****Offensive Guard****6-4 • 290 • Sr. • 3L****West Monroe, La. (West Monroe)**• **2011 SEC Offensive Lineman of the Week (vs. Florida)****SENIOR SEASON (2011)**

Has started 12 games in his career, including four at right guard and six at left guard in 2011 ... 2011 Stats: 605 snaps played (leads team), 86.5 knockdowns (leads team) ... Played 57 snaps and earned a team-high 11.5 knockdowns versus Western Kentucky ... Recorded a team-high 10 knockdowns while playing all 58 snaps at Alabama ... Posted a team-best 12 knockdowns in 56 snaps against Auburn ... Played all 69 snaps and posted eight knockdown blocks at Tennessee ... Named the SEC Offensive Lineman of the Week after he played all 63 snaps at left guard, led the team with 10 knockdowns and paced the offense to 238 rushing yards against Florida ... Took over for an injured T-Bob Hebert and started at left guard against Kentucky, finishing with seven knockdowns on 66 snaps ... Outmuscled the West Virginia defensive line as he shattered his career high with 14 knockdowns, playing 52 snaps at right guard and 21 at left guard ... Tallied 3.5 knockdowns in 44 snaps at Mississippi State ... Started at right guard against Northwestern State and played 47 snaps with 7.5 knockdowns ... Opened the season as the starter at right guard and played every snap against Oregon with three knockdowns to his credit ... Versatile offensive lineman who is the starter at right guard ... Went down to a major leg injury in the 2010 season-opener against North Carolina and missed nine games before returning late in the year ... Competed in 86 total plays with 10 knockdowns in four games in 2010.



4

**Alfred Blue****Running Back****6-2 • 215 • So. • 1L****Boutte, La. (Hahnville)****SOPHOMORE SEASON (2011)**

Led all players and set a career high with 119 yards rushing and two touchdowns on nine carries against Western Kentucky ... Made his second career start and first of the season against Auburn ... Set a career high for the second straight week with 73 yards and a touchdown on 14 carries against Florida ... Led the team with 16 carries for 72 yards and a touchdown versus Kentucky ... Came in late at West Virginia and carried it twice for 21 yards, including an 18-yard TD run ... Did not carry the ball at Mississippi State but made two solo tackles on kickoffs ... Carried the ball a career-high 15 times for 53 yards and a touchdown against Northwestern State ... An exception tackler on special teams ... Expected to be the No. 3 running back behind Spencer Ware and Michael Ford throughout the season and will see snaps in the backfield ... A big back with surprising quickness and speed in the open field.

**CAREER HIGHS**

Attempts: 16 vs. Kentucky, 2011


Yards: 119 vs. Western Kentucky, 2011

Touchdowns: 2 vs. Western Kentucky, 2011

Long: 45 vs. Western Kentucky, 2011

**BLUE'S CAREER RUSHING STATS**

YEAR	G-GS	ATT.	YDS.	TD	LG
2010	11-1	20	101	1	16
2011	10-1	66	371	6	45
<b>Totals</b>	<b>21-2</b>	<b>86</b>	<b>472</b>	<b>7</b>	<b>45</b>



86

**Kadron Boone****Wide Receiver****6-0 • 195 • So. • 1L****Ocala, Fla.****(Trinity Catholic)****SOPHOMORE SEASON (2011)**

Caught in second career touchdown on a five-yard slant from Jarrett Lee in the fourth quarter against Western Kentucky ... Hauled in his first career touchdown on a 19-yard strike from Zach Mettenberger and finished with two catches for 28 yards versus Northwestern State ... Made his first career start against Oregon but did not record a reception ... Expected to see extensive playing time after finishing his freshman season with four receptions for 62 yards.

**CAREER HIGHS**

Receptions: 2, twice (Last: vs. Northwestern State, 2011)

Yards: 40 at Arkansas, 2010

Touchdowns: 1, twice (Last: vs. Western Kentucky, 2011)

Long: 24 at Arkansas, 2010

**BOONE'S CAREER RECEIVING STATS**

YEAR	G-GS	REC.	YDS.	TD	LG
2010	13-0	4	52	0	24
2011	10-4	6	65	2	21
<b>Totals</b>	<b>23-4</b>	<b>10</b>	<b>117</b>	<b>2</b>	<b>24</b>



90

**Michael Brockers****Defensive Tackle****6-6 • 306 • So. • 1L****Houston, Texas (Chavez)****SOPHOMORE SEASON (2011)**

Earned three tackles, a PBU and one QB hurry versus Western Kentucky ... Recorded two tackles for a loss and one QB hurry against Auburn ... Tallied three tackles, one TFL and a QB hurry against Florida ... Paced the defense at Mississippi State with four solo tackles, a career-high 3.0 tackles for a loss and his first career sack ... Recorded his first career interception on a stellar diving play against Northwestern State and also added two tackles and half a TFL ... Made his second career start against Oregon and stuffed the middle, tying his career high with five tackles which he had against ULM in 2010.

**CAREER HIGHS**

Total tackles: 5, twice (Last: vs. Oregon, 2011)

Tackles for loss: 3.0 at Mississippi State, 2011

Sacks: 1.0 at Mississippi State, 2011

Interceptions: 1 vs. Northwestern State, 2011

**BROCKERS' CAREER DEFENSIVE STATS**

YEAR	G-GS	UT	AT	TT	TFL	SACKS	PBU	QBH	INT	FF	FR
2010	13-1	8	17	25	1.0-4	0	0	1	0	1	0
2011	10-10	13	21	34	6.5-13	1.0-4	1	4	1-0	0	0
<b>Totals</b>	<b>23-11</b>	<b>21</b>	<b>38</b>	<b>59</b>	<b>7.5-17</b>	<b>1.0-4</b>	<b>1</b>	<b>5</b>	<b>1-0</b>	<b>1</b>	<b>0</b>



13

**Ron Brooks**

Cornerback  
6-0 • 177 • Sr. • 3L  
Irving, Texas (MacArthur)

**SENIOR SEASON (2011)**

Tied his career high with 2.0 tackles for a loss, including one sack, and he added one PBU and one QB hurry as well against Western Kentucky ...

Recorded one tackle for a loss at Alabama and returned three kickoffs for a total of 49 yards ... Made his second career start at cornerback against Auburn and made a huge impact with a 28-yard interception for a touchdown as well as four tackles, 0.5 TFLs, one forced fumble, one PBU and one QB hurry ... Set a career high with three pass breakups versus Kentucky and also added three tackles, a half sack and one TFL ... Started his first career game at West Virginia ... Made three solo tackles against Oregon and recovered a fumble forced by Craig Loston on a kickoff ... Will play extensively in the Tigers dime package and will also return kickoffs again ... Serves as a gunner on punt coverage again after downing several punts inside the 20 last year.

**CAREER HIGHS**

Total tackles: 5, three times (Last: vs. Texas A&M, 2010)

Tackles for loss: 2, twice (Last: vs. Western Kentucky, 2011; First: vs. Ole Miss, 2010)

Sacks: 1, three times (Last: vs. Western Kentucky, 2011)

Interceptions: 1, twice (Last: vs. Auburn, 2011)

**BROOKS' CAREER DEFENSIVE STATS**

YEAR	G-GS	UT	AT	TT	TFL	SACKS	PBU	QBH	INT	FF	FR
2008	13-0	9	9	18	0	0	0	1	0	2	1-0
2009	13-0	3	6	9	0	0	1	0	0	0	0
2010	13-0	18	15	33	6.0-24	2.0-16	3	1	1-32	1	0
2011	10-2	12	6	18	4.5-15	1.5-6	5	3	1-28	1	1-0
<b>Totals</b>	<b>49-2</b>	<b>42</b>	<b>36</b>	<b>78</b>	<b>10.5-39</b>	<b>3.5-22</b>	<b>9</b>	<b>5</b>	<b>2-60</b>	<b>4</b>	<b>2-0</b>

**BROOKS' CAREER KICKOFF RETURN STATS**

YEAR	NO.	YDS.	AVG.	TD	LG
2009	13	252	19.4	0	41
2010	7	162	23.1	0	50
2011	4	65	16.2	0	18
<b>Totals</b>	<b>24</b>	<b>479</b>	<b>20.0</b>	<b>0</b>	<b>50</b>



36

**Derrick Bryant**

Safety  
5-11 • 195 • Sr. • 2L  
Lawrenceville, Ga. (Peachtree Ridge)

**SENIOR SEASON (2011)**

Played in nine games with no starts ... Set a career high with five tackles and his first sack against Auburn ... Serves as a backup safety and consistently

played on special teams.

**CAREER HIGHS**

Total tackles: 5 vs. Auburn, 2011


Tackles for loss: 1.0, twice (Last: vs. Auburn, 2011)

Sacks: 1.0 vs. Auburn, 2011

Interceptions: 0

**BRYANT'S CAREER DEFENSIVE STATS**

YEAR	G-GS	UT	AT	TT	TFL	SACKS	PBU	QBH	INT	FF	FR
2008	9-0	2	1	3	0	0	0	0	0	0	0
2009	3-0	1	0	1	0	0	0	0	0	0	0
2010	12-0	7	3	10	0	0	1	0	0	1	0
2011	9-0	8	9	17	2.0-8	1.0-7	1	0	0	0	0
<b>Totals</b>	<b>33-0</b>	<b>18</b>	<b>13</b>	<b>31</b>	<b>2.0-8</b>	<b>1.0-7</b>	<b>2</b>	<b>0</b>	<b>0</b>	<b>1</b>	<b>0</b>



17

**Morris Claiborne**

Cornerback  
6-0 • 185 • Jr. • 2L  
Shreveport, La. (Fair Park)

- 2011 Nagurski Award Finalist
- 2011 Walter Camp Player of the Year Award Semifinalist
- 2011 Walter Camp National Defensive Player of the Week

(vs. Miss. State)

• 2011 Bednarik Award Semifinalist

• 2011 Thorpe Award Semifinalist

• 2010 Second-Team All-SEC (AP, Coaches)

One of the nation's elite cornerbacks called by many as the best cornerback in the SEC going into 2011 ... Tremendous speed with shutdown skills and size ... Teamed with Patrick Peterson as a sophomore to form one of the nation's best corner tandems and arguably the best tandem in school history ... Coming off a 2010 season where he was a second-team All-SEC selection ... Recently named one of five finalists for the Nagurski Award ... Listed as a semifinalist for the Walter Camp Player of the Year Award ... One of two LSU players selected as a semifinalist for the 2011 Bednarik Award, which goes to the nation's top defensive player ... A semifinalist for the Thorpe Award which was won by Patrick Peterson in 2010 ... Has started 22 games in his career at cornerback ... Has handled kickoff return duties for the Tigers ... In 29 career games, he has notched 82 tackles, 11 pass breakups and nine interceptions.

**JUNIOR SEASON (2011)**

Ranks second in the SEC and 12th nationally in kickoff return average at 29.5 yards a return ... Picked off a pass, tallied a PBU and registered three total tackles at Alabama ... Recorded the third-longest INT return in school history and the longest non-scoring return with an 89-yard INT return at Tennessee, and he also added two PBUs and two tackles ... His 89 interception return yards at Tennessee tie him for fifth place in LSU single-game INT return yards ... Returned a kickoff 99 yards for a touchdown at West Virginia and added four tackles and one PBU on defense ... Became the first Tiger to return a kickoff at least 99 yards since Eric Martin had a 100-yard return against Kentucky in 1981 ... Named the Walter Camp National Defensive Player of the Week after he locked down half the field at Mississippi State with two interceptions, one pass breakup and a tackle ... Became the first LSU player to record two INTs in a game since he and Patrick Peterson both did it last year against MSU ... Led the team with his second-straight game of six tackles against Northwestern State and also tallied a tackle for loss and a QB hurry ... Recorded six tackles - five solo - in the opener against Oregon and also made his debut as a kickoff returner where he returned four kicks for 99 yards and a long of 39.

**CAREER HIGHS**

Total tackles: 8 vs. Ole Miss, 2010

Interceptions: 2, twice (Last: at Mississippi State, 2011)

PBUs: 3 vs. McNeese State, 2010

**CLAIBORNE'S CAREER KICKOFF RETURN STATS**

YEAR	NO.	YDS.	AVG.	TD	LG
2011	13	383	29.5	1	99
<b>Totals</b>	<b>13</b>	<b>383</b>	<b>29.5</b>	<b>1</b>	<b>99</b>

**CLAIBORNE'S CAREER DEFENSIVE STATS**

YEAR	G-GS	UT	AT	TT	TFL	SACKS	PBU	QBH	INT	FF	FR
2009	7-0	3	4	7	0	0	0	0	0	0	0
2010	12-12	19	18	37	1.0-4	0	6	1	5-101	0	1
2011	10-10	22	16	38	1.0-1	0	5	1	4-128	0	0
<b>Totals</b>	<b>29-22</b>	<b>44</b>	<b>38</b>	<b>82</b>	<b>2.0-5</b>	<b>0</b>	<b>11</b>	<b>2</b>	<b>9-229</b>	<b>0</b>	<b>1</b>



88

**Chase Clement**

Tight End  
6-5 • 251 • Jr. • 2L  
Thibodaux, La. (E.D. White)

**JUNIOR SEASON (2011)**

Matched his career high with two catches at Alabama ... Caught two passes for 40 yards with a career long of 27 against Auburn ... Made his first catch of the season for his first career touchdown on a 1-yard reception at West Virginia ... Worked his way up the depth chart at tight end and will see snaps all season long after starting eight games last season when Mitch Joseph was injured.

**CAREER HIGHS**

Receptions: 2, twice (Last: at Alabama, 2011)

Yards: 40 vs. Auburn, 2011

Touchdowns: 1 at West Virginia, 2011

Long: 27 vs. Auburn, 2011

**CLEMENT'S CAREER RECEIVING STATS**

YEAR	G-GS	REC.	YDS.	TD	LG
2009	13-0	0	0	0	0
2010	13-8	2	42	0	21
2011	10-0	6	84	1	27
<b>Totals</b>	<b>36-8</b>	<b>8</b>	<b>126</b>	<b>1</b>	<b>27</b>



78

**La'el Collins**

**Offensive Tackle**  
**6-5 • 285 • Fr. • HS**  
**Baton Rouge, La. (Redemptorist)**

**TRUE FRESHMAN SEASON (2011)**

Played four snaps on the o-line against Western Kentucky ... Saw action in three plays against Auburn ... Competed in three plays versus Kentucky and did not record a knockdown ... Saw his first action as a Tiger against Northwestern State and posted three knockdowns on 21 snaps ... Did not see any playing time against Oregon ... Recruited as a left tackle, he has worked extensively at left guard in practice to add depth after Josh Dworaczky suffered a season-ending injury ... One of the premiere offensive tackles in the nation out of high school ... Has been called by many the best offensive lineman to ever come out of Louisiana ... Named a 2011 first team Parade All-America on offense.



77

**Josh Downs**

**Defensive Tackle**  
**6-1 • 287 • Jr. • 2L**  
**Bastrop, La. (Bastrop)**

**JUNIOR SEASON (2011)**

Made his first career start at Mississippi State but did not record any stats ... One of LSU's most experienced interior defensive linemen having played in 26 games ... Expected to see significant action at defensive tackle throughout the season.

**CAREER HIGHS**

Total tackles: 4 vs. Auburn, 2009  
 Tackles for loss: 1, four times (Last: at Vanderbilt, 2010)  
 Sacks: 1 vs. North Carolina, 2010

**DOWNS' CAREER DEFENSIVE STATS**

YEAR	G-GS	UT	AT	TT	TFL	SACKS	PBU	QBH	INT	FF	FR
2009	11-0	2	7	9	3.5-8	0	0	0	0	0	0
2010	12-0	2	8	10	2.0-12	1.0-9	0	0	0	0	0
2011	8-1	2	4	6	0.5-1	0	0	0	0	0	0
<b>Totals</b>	<b>31-1</b>	<b>6</b>	<b>19</b>	<b>25</b>	<b>6.0-21</b>	<b>1.0-9</b>	<b>0</b>	<b>0</b>	<b>0</b>	<b>0</b>	<b>0</b>



89

**Lavar Edwards**

**Defensive End**  
**6-5 • 264 • Jr. • 2L**  
**Gretna, La. (Desire Street Academy)**

**JUNIOR SEASON (2011)**

Credited with a QB hurry and three tackles at Alabama ... Made his first start of the season against Auburn ... Credited with half a tackle for a loss and one QB hurry against Florida ... Picked up a half tackle for a loss and broke up one pass against Kentucky ... Did not record any tackles but recovered a fumble at West Virginia ... Earned two tackles, including one TFL at Mississippi State ... Picked up a PBU versus Northwestern State ... Spelled Sam Montgomery at defensive end against Oregon and made four tackles, including a half tackle for a loss ... Will rotate at right defensive end behind Sam Montgomery all season.

**CAREER HIGHS**

Total tackles: 5 vs. Florida, 2009  
 Tackles for loss: 2 vs. Louisiana Tech, 2009  
 Sacks: 1, four times (Last: at Arkansas, 2010)  
 Interceptions: 1 vs. Ole Miss, 2010

**EDWARDS' CAREER DEFENSIVE STATS**

YEAR	G-GS	UT	AT	TT	TFL	SACKS	PBU	QBH	INT	FF	FR
2009	12-1	9	14	23	4.5-21	2.5-16	2	1	0	1	0
2010	13-7	9	12	21	4.0-23	2.5-18	1	0	1-17	1	1-29
2011	10-1	6	11	17	2.5-7	0	2	2	0	0	1-0
<b>Totals</b>	<b>35-9</b>	<b>24</b>	<b>37</b>	<b>61</b>	<b>11.0-51</b>	<b>5.0-34</b>	<b>5</b>	<b>3</b>	<b>1-17</b>	<b>2</b>	<b>2-29</b>



76

**Chris Faulk**

**Offensive Tackle**  
**6-6 • 325 • So. • 1L**  
**Slidell, La. (Northshore)**

• 2011 SEC Offensive Lineman of the Week (at Tennessee)

**SOPHOMORE SEASON (2011)**

Has started 11 games in his career, including nine at left tackle this season ... 2011 Stats: 555 snaps, 59.5 knockdowns ... Earned seven knockdowns in 56 plays versus Western Kentucky ... Second on the team with nine knockdowns in 58 snaps at Alabama ... Tallied five knockdowns in 56 snaps versus Auburn ... Named the SEC Offensive Lineman of the Week after he led the team with a career-high 12.5 knockdowns in 69 plays at Tennessee and helped the offense produce 237 rushing yards against the Vols ... Played all 63 snaps against Florida and earned six knockdowns ... Posted one knockdown in 66 snaps against Kentucky ... Returned to action at West Virginia and produced eight knockdowns in 45 snaps at left tackle ... Sideline with an ankle injury after seven plays at Mississippi State ... Played a team-high 63 snaps against Northwestern State and finished with five knockdowns ... Started for the first time at left tackle for the Tigers against Oregon and played every snap with six knockdowns ... Moved from right tackle to left tackle during the spring and won the starting job to replace Joseph Barksdale ... Started twice at right tackle in 2010.



9

**Ego Ferguson**

**Defensive Tackle**  
**6-3 • 283 • Fr. • RS**  
**Frederick, Md. (Hargrave (Va.) Military Academy)**

**REDSHIRT FRESHMAN SEASON (2011)**

Has played in nine games with no starts ... Set a career high with four tackles against Florida ... Recorded three tackles including half a TFL versus Kentucky ... Saw extensive playing time at West Virginia and recorded two solo tackles and one pass breakup.

**CAREER HIGHS**

Total tackles: 4 vs. Florida, 2011  
 Tackles for loss: 0.5 vs. Kentucky, 2011  
 Sacks: 0

**FERGUSON'S CAREER DEFENSIVE STATS**

YEAR	G-GS	UT	AT	TT	TFL	SACKS	INT	PBU	QBH	FF	FR
2011	9-0	3	9	12	0.5-0	0	0	1	0	0	0
<b>Totals</b>	<b>9-0</b>	<b>3</b>	<b>9</b>	<b>12</b>	<b>0.5-0</b>	<b>0</b>	<b>0</b>	<b>1</b>	<b>0</b>	<b>0</b>	<b>0</b>



42

**Michael Ford**

**Running Back**  
**5-10 • 215 • So. • 1L**  
**Leesville, La. (Leesville)**

**SOPHOMORE SEASON (2011)**

Led the team in rushing for the second-straight game with 72 yards on 11 carries at Alabama ... Led all rushers with 82 yards on 12 carries against Auburn ... Picked up 22 yards on nine rushes against Kentucky ... Became the first LSU player with six TDs through four games since Charles Scott in 2008 ... Recorded his third multi-touchdown game of the season as he rushed for 82 yards and two TDs at West Virginia ... Churned out 50 yards on 13 carries at Mississippi State ... Led all rushers against Northwestern State with 72 yards and two TDs on 13 carries ... Rolled to a career night against Oregon with career highs in rushing yards (96) and carries (14), and he tied his career best with two rushing touchdowns, matching the two he scored against McNeese State last season ... Is the backup at running back behind Spencer Ware and will receive several carries each game ... Received recognition in Bruce Feldman's ESPN.com "Top Workout Warriors" in June 2010 and once again in the summer of 2011.

**CAREER HIGHS**

Attempts: 14 vs. Oregon, 2011  
 Yards: 96 vs. Oregon, 2011  
 Touchdowns: 2, four times (Last: at West Virginia, 2011)  
 Long: 36 vs. McNeese State, 2010

**FORD'S CAREER RUSHING STATS**

YEAR	G-GS	ATT.	YDS.	TD	LG
2010	10-2	45	244	3	36 (TD)
2011	10-1	101	575	6	26
<b>Totals</b>	<b>20-3</b>	<b>146</b>	<b>819</b>	<b>9</b>	<b>36</b>

**FORD'S CAREER RECEIVING STATS**

YEAR	G-GS	REC.	YDS.	TD	LG
2010	10-2	2	30	1	27
2011	10-1	3	7	0	6
<b>Totals</b>	<b>20-3</b>	<b>5</b>	<b>37</b>	<b>1</b>	<b>27</b>



## 23

### Stefoin Francois

Linebacker  
6-1 • 223 • Sr. • 2L  
Reserve, La. (East St. John)

#### SENIOR SEASON (2011)

Earned a half TFL against Florida ... Credited with two tackles, including half a TFL against Northwestern State ... Did not record a stat in the opener against

Oregon ... Will start at Sam linebacker in the Tigers base defense ... Made the transition from safety to linebacker prior to the 2010 season and made an immediate impact by starting all 13 games at Sam linebacker.

#### CAREER HIGHS


Total tackles: 9 vs. Mississippi State, 2010

Tackles for loss: 1.5 vs. Louisiana-Monroe, 2010

Sacks: 1.0 vs. Louisiana-Monroe, 2010

#### FRANCOIS' CAREER DEFENSIVE STATS

YEAR	G-GS	UT	AT	TT	TFL	SACKS	INT	PBU	QBH	FF	FR
2008	5-0	0	2	2	0	0	0	0	0	0	0
2009	11-0	3	5	8	0	0	0	0	0	1	0
2010	13-13	14	23	37	2.0-14	1.0-10	0	2	1	0	0
2011	9-7	2	7	9	1.0-2	0	0	0	0	0	0
<b>Totals</b>	<b>38-20</b>	<b>19</b>	<b>37</b>	<b>56</b>	<b>3.0-16</b>	<b>1.0-10</b>	<b>0</b>	<b>2</b>	<b>1</b>	<b>1</b>	<b>0</b>



## 30

### James Hairston

Punter  
6-0 • 200 • Fr. • HS  
Dallas, Texas (Jesuit College Prep School)

#### TRUE FRESHMAN SEASON (2011)

Has played in seven games ... Has produced nine touchbacks on 45 kickoffs this season with an average of 66.3 yards a kick (reaching the 4-yard line) ...

Earned the kickoff duties for the Tigers prior to the game at West Virginia.

#### CAREER HIGHS

Kickoffs: 8, three times (Last: vs. Western Kentucky, 2011)

Kickoff Yards: 533 vs. Auburn, 2011

Kickoff Avg.: 67.3 at Tennessee, 2011

Touchbacks: 2, three times (at WVU, vs. Kentucky, at Tennessee, 2011)

#### HAIRSTON'S CAREER KICKOFF STATS

YEAR	G-GS	NO.	YDS.	AVG.	TB	OB
2011	7-0	45	2,983	66.3	9	0
<b>Totals</b>	<b>7-0</b>	<b>45</b>	<b>2,983</b>	<b>66.3</b>	<b>9</b>	<b>0</b>



## 37

### Karnell Hatcher

Linebacker  
6-2 • 223 • Sr. • 3L  
Delray Beach, Fla. (Atlantic Community)

#### SENIOR SEASON (2011)

Did not play against Western Kentucky ... Set a season high with five solo tackles at West Virginia and added a PBU ... Shifted from safety to linebacker

during the spring and will split time at Mike linebacker with Kevin Minter ... Adapted to linebacker quickly after spending his first three years at safety ... Has played in 44 games with 15 career starts and has accumulated 130 tackles, 3.5 tackles for losses, three pass breakups and two forced fumbles.

#### CAREER HIGHS

Total tackles: 10, three times (Last: at Arkansas, 2010)

Tackles for loss: 1.5 vs. Ole Miss, 2010

#### HATCHER'S CAREER DEFENSIVE STATS

YEAR	G-GS	UT	AT	TT	TFL	SACKS	PBU	QBH	INT	FF	FR
2008	10-0	8	5	13	1.0-1	0	0	0	0	1	0
2009	13-1	16	16	32	1.0-8	0	0	0	0	0	0
2010	12-11	36	28	64	1.5-6	0	2	0	0	1	0
2011	9-3	8	13	21	0	0	1	3	0	0	0
<b>Totals</b>	<b>44-15</b>	<b>68</b>	<b>62</b>	<b>130</b>	<b>3.5-15</b>	<b>0</b>	<b>3</b>	<b>3</b>	<b>0</b>	<b>2</b>	<b>0</b>



## 53

### T-Bob Hebert

Center/Offensive Guard  
6-3 • 304 • Sr. • 3L  
Norcross, Ga. (Greater Atlanta Christian)

#### • 2008 SEC Academic Honor Roll

Arguably the Tigers' most versatile offensive lineman who has started games

at both guard and center during the past three seasons ... Saw most of his action at right guard as a junior in 2010 when he filled in for an injured Will Blackwell ... Also served as the backup to P.J. Loneragan at center after starting 11 games at that position as a sophomore in 2009 ... Suffered a broken bone in his lower leg and missed most of spring practice in 2010 ... Suffered a knee injury against South Carolina in October of 2008 but battled back to claim the starting spot at center the following season ... His father, Bobby Hebert, was the starting quarterback for the New Orleans Saints in the 80's and early 90's before finishing his career with the Atlanta Falcons ... For his career, has started 26 games (four at left guard, eight at right guard and 14 at center) ... In his career, has logged more than 1,500 plays and 190.5 knockdown blocks.

#### SENIOR SEASON (2011)

2011 Stats: 502 plays, 73 knockdowns ... Recorded nine knockdowns in 57 plays versus Western Kentucky ...

Played both center and guard at Alabama and finished with seven knockdowns in 40 snaps ... Registered nine knockdowns in 56 snaps at center against Auburn ... Started at center at Tennessee and played all 69 snaps with five knockdowns ... Came in for an injured P.J. Loneragan at center against Florida and played 39 snaps with six knockdowns ... Sat out the Kentucky game with an injury ... Saw action in 52 plays at West Virginia and finished with 10.5 knockdowns ... Played all 65 snaps at Mississippi State and recorded 6.5 knockdowns ... Started at left guard against Northwestern State and produced a team-high nine knockdowns on only 47 plays ... Opened the season as the starter at left guard against Oregon, played all 70 snaps and recorded 11 knockdowns against the Ducks ... Holds a career high of 12 knockdowns versus Tennessee in 2010 ... Has taken over as the starter at left guard with the season-ending injury to Josh Dworaczky.



## 27

### Kenny Hilliard

Running Back  
5-11 • 240 • Fr. • HS  
Patterson, La. (Patterson)

#### TRUE FRESHMAN SEASON (2011)

Played in nine games with no starts ... Produced two one-yard touchdowns on four carries and finished with zero rushing yards against Western

Kentucky ... Has seen action at fullback and tailback this season ... Stepped in at running back against Auburn and rushed for 65 yards and two touchdowns on 10 carries ... Set Louisiana High School record with 8,603 rushing yards during his career at Patterson ... Nephew of former LSU and New Orleans Saints standout running back Dalton Hilliard.

#### CAREER HIGHS

Attempts: 10 vs. Auburn, 2011

Yards: 65 vs. Auburn, 2011

Touchdowns: 2, twice (Last: vs. Western Kentucky, 2011; First: vs. Auburn, 2011)

Long: 25 vs. Auburn, 2011

#### HILLIARD'S CAREER RUSHING STATS

YEAR	G-GS	ATT.	YDS.	TD	LG
2011	9-0	21	87	4	25
<b>Totals</b>	<b>9-0</b>	<b>21</b>	<b>87</b>	<b>4</b>	<b>25</b>

#### HILLIARD'S CAREER RECEIVING STATS

YEAR	G-GS	REC.	YDS.	TD	LG
2011	9-0	2	5	0	4
<b>Totals</b>	<b>9-0</b>	<b>2</b>	<b>5</b>	<b>0</b>	<b>4</b>





38

**D.J. Howard****Punter****6-2 • 191 • Sr. • SQ****Baton Rouge, La. (West Feliciana)****SENIOR SEASON (2011)**

Punted four times for a 37.2-yard average with a long of 41, one inside the 20 and one touchback at Mississippi State ... Saw his first action as a Tiger

against Northwestern State and punted three times for a 41.0-yard average with a long of 53 and two placed inside the 20 ... Also handled kickoff duties against the Demons and kicked off eight times for a 62.5-yard average ... Joined the team as a walk-on in 2009.

**CAREER HIGHS**

Kickoffs: 8 vs. Northwestern State, 2011

Kickoff Yards: 500 vs. Northwestern State, 2011

Kickoff Avg.: 62.5 vs. Northwestern State, 2011

Punts: 4 at Mississippi State, 2011

Punting Yards: 149 at Mississippi State, 2011

Punting Avg.: 41.0 vs. Northwestern State, 2011

**HOWARD'S CAREER KICKOFF STATS**

YEAR	G-GS	NO.	YDS.	AVG.	TB	OB
2009	0-0	0	0	0	0	0
2010	0-0	0	0	0	0	0
2011	2-0	11	675	61.4	0	0
<b>Totals</b>	<b>2-0</b>	<b>11</b>	<b>675</b>	<b>61.4</b>	<b>0</b>	<b>0</b>

**HOWARD'S CAREER PUNTING TOTALS**

YEAR	NO.	YDS.	AVG.	LG	I20	TB
2011	7	272	38.9	53	3	1
<b>Totals</b>	<b>7</b>	<b>272</b>	<b>38.9</b>	<b>53</b>	<b>3</b>	<b>1</b>



72

**Alex Hurst****Offensive Tackle****6-6 • 340 • Jr. • 2L****Bartlett, Tenn. (Arlington)****JUNIOR SEASON (2011)**

A starter in 19 career games with appearances in 31 contests ... Starter at right tackle for the second-straight year ... 2011 Stats: 593 plays, 53.5

knockdowns ... Earned 7.5 knockdowns in 57 snaps versus Western Kentucky ... Saw action in all 58 offensive snaps and posted four knockdowns at Alabama ... Played 56 snaps against Auburn and earned 6.5 knockdowns ... Recorded three knockdowns in 69 plays at Tennessee ... Played all 63 snaps against Florida and posted seven knockdowns ... Saw action in all 66 plays versus Kentucky and recorded seven knockdowns ... Played the first 34 snaps of the game at right tackle at West Virginia and finished with four knockdowns ... Played all 65 snaps and made six knockdowns at Mississippi State ... Got the start at right tackle versus Northwestern State and posted three knockdowns in 47 snaps ... Started at right tackle against Oregon, played the entire game and was credited with 5.5 knockdowns ... Holds a career high of 10 knockdowns against Tennessee in 2010.



9

**Jordan Jefferson****Quarterback****6-5 • 223 • Sr. • 3L****St. Rose, La. (Destrehan)**

- 2010 SEC Offensive Player of the Week (vs. Ole Miss)
- 2008 Chick-fil-A Bowl Offensive MVP

Suspended for the first four games of the 2011 season and returned prior to the game against Kentucky ... Can make all of the throws or can tuck it under and run ... Holds a 21-7 record as a starter ... In 2009, was the youngest starting quarterback in the SEC and the youngest to start a season-opener for LSU since Y.A. Tittle in 1945 ... In 38 career games, has thrown for 4,354 yards and completed 357-of-612 passes with 31 TDs and 18 interceptions ... Tied with Matt Flynn and Alan Risher for seventh place for career TD passes at LSU with 31 ... Is eighth in LSU history in career passing yards (4,354) and seventh completion percentage (58.3), seventh in career completions (357) and eighth in attempts (612) ... Has accounted for 42 TDs during his career - 31 passing, 11 rushing ... Has rushed for 929 yards and 11 touchdowns during his LSU career ... The 929 rushing yards ranks second among quarterbacks in school history and the 11 rushing TDs is fifth ... Holds the LSU single-season rushing record for a quarterback with 450 yards during the 2010 season.

**SENIOR SEASON (2011)**

Made his first start since the Cotton Bowl and finished 8-of-14 for 168 yards and one touchdown against Western Kentucky ... His 59-yard TD pass to Rueben Randle against WKU is the longest offensive play of the year ... Played his most significant snaps of the season at Alabama as he completed 6-of-10 for 67 yards and rushed for 43 yards on 11 attempts ... Completed 2-of-3 passes for 54 yards and a 42-yard TD to Rueben Randle against Auburn ... Rushed for a season-high 73 yards and a touchdown on 14 carries at Tennessee and completed 1-of-3 passes for eight yards ... Threw his first passes of the season against Florida and finished

3-4 for 61 yards, including a two-yard jump pass for a touchdown ... Saw his first action of the season against Kentucky and rushed four times for 29 yards, including a 1-yard TD run on his first play of the season.

**CAREER HIGHS****PASSING**

Attempts: 37 vs. Ole Miss, 2009

Completions: 21 vs. Auburn, 2009

Yards: 254 vs. Ole Miss, 2010

Touchdowns: 3, twice (Last: vs. Texas A&M, 2010)

**RUSHING**

Attempts: 19 vs. Arkansas, 2008

Yards: 100 vs. Tennessee, 2010

Touchdowns: 2 at Florida, 2010

Long: 83 vs. Tennessee, 2010

**JEFFERSON'S CAREER PASSING TOTALS**

YEAR	G-GS	ATT.-COMP.-INT.	YDS.	TD	LG
2008	7-2	73-36-1	419	4	41
2009	12-12	296-182-7	2,166	17	58
2010	13-13	209-119-10	1,411	7	75
2011	6-1	34-20-0	358	3	59
<b>Totals</b>	<b>38-28</b>	<b>512-357-18</b>	<b>4,354</b>	<b>31</b>	<b>75</b>

**JEFFERSON'S CAREER RUSHING TOTALS**

YEAR	ATT.	YDS.	TD	LG
2008	49	134	1	20
2009	112	171	1	26
2010	123	450	7	83 (TD)
2011	42	174	2	26
<b>Totals</b>	<b>326</b>	<b>929</b>	<b>11</b>	<b>83 (TD)</b>



56

**Anthony Johnson****Defensive Tackle****6-3 • 310 • Fr. • HS****New Orleans, La. (O. Perry Walker)****TRUE FRESHMAN SEASON (2011)**

Tallied two tackles, both for losses, including his first career sack at Mississippi State ... Made his collegiate debut against Oregon and picked up a tackle, including a half tackle for a loss, on his first play ... The consensus No. 1 defensive tackle prospect by all major recruiting services in 2010 ... Selected to the prestigious Parade All-America team ... Awarded the 2010 Louisiana Gatorade Player of the Year ... Broke the Louisiana career sack record with 67.5 sacks during his four years at O.P. Walker.

**CAREER HIGHS**

Total tackles: 2, three times (Last: vs. Western Kentucky, 2011)

Tackles for loss: 2.0 at Mississippi State, 2011

Sacks: 1.0 at Mississippi State, 2011

**JOHNSON'S CAREER DEFENSIVE STATS**

YEAR	G-GS	UT	AT	TT	TFL	SACKS	PBU	QBH	INT	FF	FR
2011	10-0	4	5	9	2.5-9	1.0-5	0	0	0	0	0
<b>Totals</b>	<b>10-0</b>	<b>4</b>	<b>5</b>	<b>9</b>	<b>2.5-9</b>	<b>1.0-5</b>	<b>0</b>	<b>0</b>	<b>0</b>	<b>0</b>	<b>0</b>



58

**Tahj Jones****Linebacker****6-2 • 205 • So. • 1L****Sulphur, La. (Sulphur)****SOPHOMORE SEASON (2011)**

Played in 10 games with one start ... Tallied his first career interception against Western Kentucky ... Recorded a career-high four tackles against Auburn, including his first career sack, a fumble recovery and a PBU ... Made his first career start at Tennessee and finished with three tackles ... Regular contributor on special teams as well as serving as a backup outside linebacker.

**CAREER HIGHS**

Total tackles: 4 vs. Auburn, 2011

Tackles for loss: 1.0 vs. Auburn, 2011

Sacks: 1.0 vs. Auburn, 2011

**JONES' CAREER DEFENSIVE STATS**

YEAR	G-GS	UT	AT	TT	TFL	SACKS	PBU	QBH	INT	FF	FR
2010	13-0	0	6	6	0	0	0	0	0	0	0
2011	10-1	7	15	22	1.5-3	1.0-3	1	0	1-1	0	1-0
<b>Totals</b>	<b>23-1</b>	<b>7</b>	<b>21</b>	<b>28</b>	<b>1.5-3</b>	<b>1.0-3</b>	<b>1</b>	<b>0</b>	<b>1-1</b>	<b>0</b>	<b>1-0</b>





83

**Mitch Joseph****Tight End****6-5 • 268 • Sr. • 3L****New Iberia, La. (Catholic-New Iberia)****SENIOR SEASON (2011)**

Has seen action in 46 career games with nine starts ... Hauled in the first touchdown pass of his career on a two-yard jump pass from Jordan Jefferson in the fourth quarter against Florida ... Caught his first pass of the season for seven yards at Mississippi State ... Made his sixth career start at tight end versus Oregon but did not record any statistics.

**CAREER HIGHS**

Receptions: 3 vs. North Carolina, 2010

Yards: 41 vs. North Carolina, 2010

Long: 21 vs. North Carolina, 2010

Touchdowns: 1 vs. Florida, 2011

**JOSEPH'S CAREER RECEIVING STATS**

YEAR	G-GS	REC.	YDS.	TD	LG
2008	13-0	0	0	0	0
2009	13-1	2	18	0	14
2010	10-4	5	51	0	21
2011	10-4	2	9	1	7
<b>Totals</b>	<b>46-9</b>	<b>9</b>	<b>78</b>	<b>1</b>	<b>21</b>



80

**Jarvis Landry****Wide Receiver****6-0 • 190 • Fr. • HS****Lutcher, La. (Lutcher)****TRUE FRESHMAN SEASON (2011)**

Produced two bone-jarring hits on special teams against Auburn ... Made his first career start against Kentucky but did not record any stats ... Hauled in

two catches for 20 yards at Mississippi State ... Did not make a catch against Northwestern State but returned a punt 31 yards ... Saw his first snaps as a Tiger against Oregon and made a catch for three yards on his first play ... Suffered a setback prior to fall camp when he had a stress fracture in his foot ... Recovered from his injury at the end of camp and impressed the coaches with his natural receiving ability ... Rated as one of the top wide receiver prospects in the country coming out of high school.

**CAREER HIGHS**

Receptions: 2 at Mississippi State, 2011

Yards: 20, twice (Last: vs. Western Kentucky, 2011)

Long: 20 vs. Western Kentucky, 2011

**LANDRY'S CAREER RECEIVING STATS**

YEAR	G-GS	REC.	YDS.	TD	LG
2011	10-1	4	43	0	20
<b>Totals</b>	<b>10-1</b>	<b>4</b>	<b>43</b>	<b>0</b>	<b>20</b>



12

**Jarrett Lee****Quarterback****6-2 • 206 • Sr. • 3L****Brenham, Texas (Brenham)****• 2008 SEC Freshman of the Week (vs. Miss. State)**

Strong-armed and experienced quarterback who has stepped up as the starting quarterback for the Tigers ... Owns a 14-4 record as a starter at QB, including a 4-4 mark as a redshirt freshman in 2008, 1-0 in 2009 and 9-0 in 2011 ... Has led the Tigers to four fourth-quarter comebacks during his career highlighted by a game-winning drive at No. 12 Florida in 2010 ... Put together one of the best seasons for a freshman quarterback in LSU history, throwing for over 1,800 yards and 14 touchdowns in 2008 ... Ranked second to Tommy Hodson for attempts, completions, yards and TDs by a freshman quarterback in LSU history ... His 131 straight passes without an interception from 2010-11 ranks second in school history behind Alan Risher's 137 in 1982 ... Ranks sixth in school history for career touchdown passes with 32 ... Ranks eighth in career completions in LSU history with 316, ninth in career passing attempts at 564 and 10th in career passing yards at 3,932 ... In 40 career games, has thrown for 3,932 yards and 32 TDs.

**SENIOR SEASON (2011)**

For the season is 103-of-166 for 1,289 yards, 14 touchdowns and three interceptions ... Became the first LSU quarterback since Herb Tyler in 1998 to throw at least one TD pass in each of the first eight games of the season ... Ranks second in the SEC and 23rd nationally in passing efficiency at 151.2 ... Completed 2-of-4 passes for 15 yards and one TD versus Western Kentucky ... Finished 3-of-7 passing for 24 yards and two INTs at Alabama ... Posted another productive outing with a 14-of-20 performance for 165 yards and two touchdowns against Auburn ... Tied his career high with three touchdown passes and finished 13-of-17 for 138 yards at Tennessee ... Had an efficient game against Florida, completing 7-of-10 passes for 154 yards and one touchdown ... Completed 8-of-21 for 169 yards and a TD pass against Kentucky ... Tied his career high with

three touchdowns on 16-of-28 passing for 180 yards and no interceptions at West Virginia ... Completed 78 percent of his passes as he went 21-of-27 for 213 yards, one TD and one INT at Mississippi State ... Saw his streak of 131 consecutive passes without an INT come to an end on his final pass attempt at MSU ... Nearly flawless against Northwestern State as he finished 9-of-10 passing for 133 yards and a TD in one half against the Demons ... Made his 10th career start against Oregon and provided sound QB play, finishing 10-of-22 for 98 yards with one touchdown and no interceptions ... Tossed a 10-yard TD to Rueben Randle late in the second quarter against the Ducks that gave LSU the lead for good ... It marked his first passing TD since the game winner to Terrence Toliver at Florida in 2010.

**CAREER HIGHS**

Attempts: 38 vs. Florida, 2008

Completions: 23 vs. Florida, 2008

Yards: 287 vs. Georgia, 2008

Touchdowns: 3, three times (Last: at Tennessee, 2011; 2nd: at WVU, 2011; 1st: vs. Georgia, 2008)

**LEE'S CAREER PASSING TOTALS**

YEAR	G-GS	ATT.-COMP.-INT.	YDS.	TD	LG
2008	11-8	269-143-16	1,873	14	66
2009	7-1	40-16-1	197	2	38
2010	12-0	89-54-1	573	2	47
2011	10-9	166-103-3	1,289	14	57
<b>Totals</b>	<b>40-18</b>	<b>564-316-21</b>	<b>3,932</b>	<b>32</b>	<b>66</b>



93

**Bennie Logan****Defensive Tackle****6-3 • 287 • So. • 1L****Coushatta, La. (Red River)****• 2011 SEC Defensive Lineman of the Week (vs. Miss. State)****SOPHOMORE SEASON (2011)**

Set a career high with six tackles against Western Kentucky ... Matched his career best with five tackles and also recorded a blocked field goal at Alabama ... Credited with two tackles and one QB hurry at Tennessee ... Tied his career high in tackles with five and added a sack and 1.5 TFLs against Kentucky ... Picked up SEC Defensive Lineman of the Week honors after he paced the LSU defense at Mississippi State by tying his career high with five tackles and shattering his career mark for TFLs with 3.0 ... He also picked up his first career sack with 0.5 sacks at MSU ... Made his first career start at right defensive tackle against Oregon and came up big with four tackles and a pass breakup ... Played in three games as a redshirt freshman in 2010 and has worked his way into the starting lineup at DT.

**CAREER HIGHS**


Total tackles: 6 vs. Western Kentucky, 2011

Tackles for loss: 3.0 at Mississippi State, 2011

Sacks: 1.0, twice (Last: vs. Kentucky, 2011)

**LOGAN'S CAREER DEFENSIVE STATS**

YEAR	G-GS	UT	AT	TT	TFL	SACKS	PBU	QBH	INT	FF	FR
2010	3-0	1	4	5	0.5-1	0	0	0	0	0	0
2011	10-9	14	24	38	5.0-14	2.0-11	1	1	0	0	0
<b>Totals</b>	<b>13-9</b>	<b>15</b>	<b>28</b>	<b>43</b>	<b>5.5-15</b>	<b>2.0-11</b>	<b>1</b>	<b>1</b>	<b>0</b>	<b>0</b>	<b>0</b>



64

**P.J. Lonergan****Center****6-4 • 305 • Jr. • 2L****New Orleans, La. (Rummel)****• 2011 Rimington Trophy Watch List****• 2009 SEC Academic Honor Roll****JUNIOR SEASON (2011)**

Has played in 25 games in his career with 21 starts at center ... 2011 Stats: 454 snaps, 54.5 knockdowns ... Posted 5.5 knockdowns in 57 snaps versus Western Kentucky ... Returned to action at Alabama and posted 6.5 knockdowns in 37 snaps ... Missed the Tennessee and Auburn games with a leg injury ... Played 23 snaps and earned 5.5 knockdowns before leaving the game against Florida with an injury ... Posted three knockdowns in 66 snaps against Kentucky ... Recorded seven knockdowns in 69 plays at West Virginia ... Played all 65 snaps at Mississippi State and earned 4.5 knockdowns ... Produced eight knockdowns in 56 plays against Northwestern State ... Started at center against Oregon, played all 70 offensive plays and set a new career high with 14.5 knockdown blocks ... Previous career high in knockdowns was 12 versus Texas A&M in the Cotton Bowl ... One of the top centers in college football going into the 2011 season ... Enters second season as LSU's starting center after starting all 13 games at the position in 2010 ... Led all Tigers in offensive snaps in 2010 with 863 ... Also led the squad in knockdown blocks with 76 a season ago.



## 6 Craig Loston

**Safety**  
6-2 • 208 • So. • 1L  
Aldine, Texas (Eisenhower)

### SOPHOMORE SEASON (2011)

Set a career high with seven tackles against Auburn ... Returned to action at Tennessee but did not record any stats ... Missed the Kentucky and Florida games with an injury ... Made two tackles in the opener against Oregon and also forced a fumble on a kickoff that led to an LSU touchdown drive ... Listed as the No. 3 safety and will see significant playing time all season ... Will play extensively on the special teams units.

### CAREER HIGHS

Total tackles: 7 vs. Auburn, 2011  
Tackles for loss: 1 vs. Ole Miss, 2010  
Interceptions: 1 vs. ULM, 2010

### LOSTON'S CAREER DEFENSIVE STATS

YEAR	G-GS	UT	AT	TT	TFL	SACKS	PBU	QBH	INT	FF	FR
2010	13-2	12	10	22	1.0-3	0	2	0	1-11	0	0
2011	8-0	6	6	12	0	0	0	0	0	1	0
<b>Totals</b>	<b>21-2</b>	<b>18</b>	<b>16</b>	<b>34</b>	<b>1.0-3</b>	<b>0</b>	<b>2</b>	<b>0</b>	<b>1-11</b>	<b>1</b>	<b>0</b>



## 14 Terrence Magee

**Running Back**  
5-9 • 212 • Fr. • HS  
Franklinton, La. (Franklinton)

### TRUE FRESHMAN SEASON (2011)

Saw his first action as a Tiger against Kentucky and carried the ball 12 times for 38 yards and a touchdown ... A talented athlete who played quarterback in high school who was moved to running back in fall camp.

### CAREER HIGHS

Attempts: 12 vs. Kentucky, 2011  
Yards: 38 vs. Kentucky, 2011  
Touchdowns: 1 vs. Kentucky, 2011  
Long: 9 vs. Western Kentucky, 2011

### MAGEE'S CAREER RUSHING STATS

YEAR	G-GS	ATT.	YDS.	TD	LG
2011	4-0	20	78	1	9
<b>Totals</b>	<b>4-0</b>	<b>20</b>	<b>78</b>	<b>1</b>	<b>9</b>



## 7 Tyrann Mathieu

**Cornerback**  
5-9 • 180 • So. • 1L  
New Orleans, La. (St. Augustine)

- 2011 Walter Camp National Defensive Player of the Week (vs. West Virginia)
- 2011 Jim Thorpe Defensive Back of the Week (vs. Oregon)
- 2011 SEC Defensive Player of the Week (vs. Oregon)
- 2011 Rivals.com SEC Player of the Week (vs. Oregon)
- 2011 Bednarik Award Semifinalist
- 2011 Cotton Bowl Defensive Most Outstanding Player
- 2010 First Team Freshman All-America (Football Writers, Rivals.com)
- 2010 Freshman All-Southeastern Conference (Coaches)

An outstanding player who plays well beyond his size ... A fan favorite with tremendous heart and talent ... Has a knack for finding the football and coming up with big plays ... Has some of the best pure football instincts of anyone on the team ... In his 22 game career, he has created a total of 11 turnovers (six fumble recoveries, four interceptions, 1 forced fumble recovered by a teammate) ... Already owns the school record with nine forced fumbles after he recorded two against Kentucky (previous record was seven held by Ali Highsmith) ... Has taken over at one of the cornerback positions for the departed Patrick Peterson in 2011 ... Will shift to nickel back when the Tigers go to their other defensive packages ... Received the Alvin Roy Fourth Quarter Award for Outstanding performance in LSU offseason program and the Toby Caston Performance Award for Outstanding Performance in Spring Drills ... One of two sophomores in the nation named to the 2011 Chuck Bednarik Award Watch List ... Career Stats: 111 tackles, 14.0 TFLs, 13 PBUs, 9 forced fumbles, 6 sacks, 6 fumble recoveries, 4 INTs and 2 TDs.

### SOPHOMORE SEASON (2011)

Third on the team in tackles with 54 ... Tied for first in the SEC in fumbles recovered with three and ranks second in forced fumbles with four ... Ranks seventh nationally in forced fumbles and 10th in fumble recoveries

... Posted seven tackles, 0.5 TFL, one PBU and one QB hurry versus Western Kentucky ... Missed the Auburn game for a violation of team rules ... Made one tackle and one PBU at Tennessee ... Picked off his second pass of the season and added six tackles and one TFL against Florida ... Showed his game-changing abilities again versus Kentucky as he forced two fumbles, recovered and returned one for a 23-yard touchdown and posted an eight-yard sack ... Named the Walter Camp National Defensive Player of the Week after he came up big once again at West Virginia with a forced fumble that he recovered and an interception on a pass he tipped and returned to the WVU 1-yard line ... Leading tackler for LSU at Mississippi State with a career-high tying 10 stops, nine of which were solo, and one TFL ... All over the field against Northwestern State with four tackles, 1.5 TFLs, one PBU, one QB hurry and he combined with Sam Montgomery to record LSU's first sack of the season ... Picked up where he left off in 2010 by recording a career-high and team-leading 10 tackles in the season opener against Oregon and also forced a fumble on a punt that returned for a touchdown ... Earned SEC Defensive Player of the Week, Rivals.com SEC Player of the Week and the Thorpe Award Defensive Back of the Week honors after his phenomenal performance against Oregon in which he also added a half tackle for a loss and two pass breakups.

### CAREER HIGHS


Total tackles: 10, twice (Last: at Mississippi State, 2011)  
Tackles for loss: 2 at Arkansas, 2010  
Sacks: 1, five times (Last: vs. Kentucky, 2011)  
Interceptions: 1, four times (Last: vs. Florida, 2011)

### MATHIEU'S CAREER DEFENSIVE STATS

YEAR	G-GS	UT	AT	TT	TFL	SACKS	PBU	QBH	INT	FF	FR
2010	13-1	34	23	57	8.5-45	4.5-38	7	1	2-0	5	3-13
2011	9-9	37	17	54	5.5-41	1.5-10	6	2	2-16	4	3-20
<b>Totals</b>	<b>22-10</b>	<b>71</b>	<b>40</b>	<b>111</b>	<b>14.0-86</b>	<b>6.0-48</b>	<b>13</b>	<b>3</b>	<b>4-16</b>	<b>9</b>	<b>6-33</b>

### MATHIEU'S CAREER PUNT RETURN STATS

YEAR	NO.	YDS.	AVG.	TD	LG
2011	17	158	9.3	0	29
<b>TOTALS</b>	<b>17</b>	<b>158</b>	<b>9.3</b>	<b>0</b>	<b>29</b>



## 8 Zach Mettenberger

**Quarterback**  
6-5 • 222 • So. • JC  
Watkinsville, Ga. (Butler (Kan.) Comm. College)

Spent one year at Georgia before transferring to Butler (Kan.) Community College for the 2010 season ... Played one season at Butler Community College leading him team to an 11-1 record and a berth in the JUCO National

Championship Game ... Started all 12 games at Butler, throwing for 2,678 yards and 32 touchdowns with only four interceptions ... Enrolled at LSU in January of 2011 and went through spring practice ... Completed 5-of-8 passes for 86 yards, including a 60-yard TD pass, in the LSU spring game.

### SOPHOMORE SEASON (2011)

Entered late against Auburn, WVU and Kentucky and did not attempt a pass ... Completed 8-of-11 passes for 92 yards and his first career touchdown on a 19-yard strike to Kadron Boone against Northwestern State.

### METTENBERGER'S CAREER PASSING TOTALS

YEAR	G-GS	ATT.-COMP.-INT.	YDS.	TD	LG
2011	4-0	11-8-0	92	1	24
<b>Totals</b>	<b>4-0</b>	<b>11-8-0</b>	<b>92</b>	<b>1</b>	<b>24</b>



## 49 Barkevious Mingo

**Defensive End**  
6-5 • 240 • So. • 1L  
West Monroe, La. (West Monroe)

- 2011 SEC Defensive Lineman of the Week (vs. Auburn)
- 2010 Freshman All-SEC (Coaches)

### SOPHOMORE SEASON (2011)

Set a career high with eight tackles, one sack and a QB hurry versus Western Kentucky ... Tallied a QB hurry at Alabama ... Named the SEC Defensive Lineman of the Week after tallying a career-high two sacks for a loss of 21 yards with four total tackles and a QB hurry against Auburn ... Made one TFL at Tennessee ... Posted four tackles, a career-high tying 1.5 tackles for a loss, one sack and one QB hurry against Kentucky ... Recorded two solo tackles, one sack and a forced fumble at Mississippi State ... Productive game against Northwestern State as he recorded three tackles, one TFL, one PBU and one QB hurry ... Played extensively against Oregon and made one tackle, a one-yard TFL against LaMichael James late in the second quarter ... Will see significant playing time behind Kendrick Adams at left defensive end.

### CAREER HIGHS

Total tackles: 8 vs. Western Kentucky, 2011  
Tackles for loss: 2.0 vs. Auburn, 2011  
Sacks: 2.0 vs. Auburn, 2011

### MINGO'S CAREER DEFENSIVE STATS

YEAR	G-GS	UT	AT	TT	TFL	SACKS	PBU	QBH	INT	FF	FR
2010	13-1	18	17	35	5.5-41	2.5-21	6	4	0	2	1-0
2011	10-1	12	17	29	8.5-58	5.0-44	1	5	0	1	0
<b>Totals</b>	<b>23-2</b>	<b>30</b>	<b>34</b>	<b>64</b>	<b>14.0-99</b>	<b>7.5-65</b>	<b>7</b>	<b>9</b>	<b>0</b>	<b>3</b>	<b>1-0</b>



## 46 Kevin Minter

**Linebacker**  
6-2 • 242 • So. • 1L  
Suwanee, Ga. (Peachtree Ridge)

### SOPHOMORE SEASON (2011)

Set a career high with 11 tackles versus Western Kentucky ... Earned three tackles and one TFL at Alabama ... Tied his career high in tackles for the

second straight week as he posted six against Florida ... Also forced a fumble versus the Gators ... Tied his career high with six tackles and set a new high with one tackle for a loss against Kentucky ... Made his first career start against Oregon and produced four tackles including a half tackle for a loss ... Served as the primary backup at Mike linebacker last season and played in 11 games ... Will compete with Karnell Hatcher for the starting spot.

### CAREER HIGHS

Total tackles: 11 vs. Western Kentucky, 2011  
Tackles for loss: 1.0, twice (Last: at Alabama, 2011)

### MINTER'S CAREER DEFENSIVE STATS

YEAR	G-GS	UT	AT	TT	TFL	SACKS	PBU	QBH	INT	FF	FR
2010	11-0	5	10	15	0	0	0	0	0	0	0
2011	10-7	11	33	44	2.5-8	0	0	0	0	1	0
<b>Totals</b>	<b>21-7</b>	<b>16</b>	<b>43</b>	<b>59</b>	<b>2.5-8</b>	<b>0</b>	<b>0</b>	<b>0</b>	<b>0</b>	<b>1</b>	<b>0</b>



## 99 Sam Montgomery

**Defensive End**  
6-4 • 245 • So. • 1L  
Greenwood, S.C. (Greenwood)

- 2011 SEC Co-Defensive Lineman of the Week (Alabama)
- 2011 SEC Defensive Lineman of the Week (vs. Kentucky)
- 2010 Freshman All-SEC (Coaches)

### SOPHOMORE SEASON (2011)

Leads the team and ranks third in the SEC with 7.0 sacks ... Credited with three tackles, one sack and one quarterback hurry against Western Kentucky ... Named SEC Co-Defensive Lineman of the Week with Arkansas' Jake Bequette after he set a career high with two sacks and tied his career best with six total tackles at Alabama ... Tied his career high with six tackles against Auburn and added 1.5 TFLs and one sack ... Posted three tackles and a sack against Florida ... Named the SEC Defensive Lineman of the Week after his performance against Kentucky when he tied his career high with six tackles and two TFLs and set a new best with 1.5 sacks ... Combined with Tyrann Mathieu to record LSU's first sack of the season against Northwestern State as he finished with five tackles, one TFL and half a sack ... Made the start at right defensive end and tallied four tackles with a team-high 1.5 tackles for loss and a forced fumble recovered by Eric Reid ... Named to Sporting News' 2010 All-Spring Team following his performance during spring drills ... Missed the final eight games of 2010 after suffering a season-ending knee injury but has since returned to full strength.

### CAREER HIGHS

Total tackles: 6, five times (Last: at Alabama, 2011)  
Tackles for loss: 2.0, three times (Last: at Alabama, 2011)  
Sacks: 2.0 at Alabama, 2011

### MONTGOMERY'S CAREER DEFENSIVE STATS

YEAR	G-GS	UT	AT	TT	TFL	SACKS	PBU	QBH	INT	FF	FR
2010	5-5	6	12	18	6.0-25	2.0-16	0	0	0	0	0
2011	10-10	17	19	36	10.0-41	7.0-36	0	1	0	1	0
<b>Totals</b>	<b>15-15</b>	<b>23</b>	<b>31</b>	<b>54</b>	<b>16.0-66</b>	<b>9.0-52</b>	<b>0</b>	<b>1</b>	<b>0</b>	<b>1</b>	<b>0</b>



## 19 Deangelo Peterson

**Tight End**  
6-4 • 235 • Sr. • 3L  
New Orleans, La. (Desire Street Academy)

One of the SEC's top tight ends ... Has good speed and can stretch the field vertically from the tight end spot ... Continues to improve as a blocker in the run game ... Originally signed with the Tigers as a wide receiver but converted

to tight end prior to his sophomore season ... Holds nine career starts in 46 games played ... Has totaled 415 yards receiving on 34 catches with three touchdowns.

### SENIOR SEASON (2011)


Caught two passes for 22 yards against Kentucky ... Caught one pass for a nine-yard touchdown against Northwestern State, his first TD reception since 2009 ... Leading receiver for the Tigers against Oregon as he hauled in four catches for 62 yards with a long of 29 yards ... Showed his dynamic ability as a receiving tight end versus the Ducks.

### CAREER HIGHS

Receptions: 5 vs. Tennessee, 2010  
Yards: 76 vs. Ole Miss, 2010  
Touchdowns: 1, three times (Last: vs. Northwestern State, 2011)  
Long: 40 vs. Ole Miss, 2010

### PETERSON'S CAREER RECEIVING STATS

YEAR	G-GS	REC.	YDS.	TD	LG
2008	13-0	0	0	0	0
2009	13-2	5	82	2	28
2010	10-3	16	198	0	40
2011	10-4	13	135	1	29
<b>Totals</b>	<b>46-9</b>	<b>34</b>	<b>415</b>	<b>3</b>	<b>40</b>



## 2 Rueben Randle

**Wide Receiver**  
6-4 • 208 • Jr. • 2L  
Bastrop, La. (Bastrop)

- 2011 Biletnikoff Award Watch List

True junior who has played in 36 games with 21 starts during his career with the Tigers ... Showed flashes of brilliance last season and is one of the primary targets for LSU quarterbacks in 2011 ... Counted on for leadership on the field as a junior ... Has hauled in at least one reception in 29 of 36 games ... Has four 100-yard receiving games in his career ... For his career he has 82 receptions for 1,450 yards and 13 touchdowns ... Is on the watch list for the 2011 Biletnikoff Award.

### JUNIOR SEASON (2011)

Has produced three 100-yard receiving games this season, the most since Michael Clayton had four in 2003 ... Ranks third in the SEC in receiving yards per game at 73.3 and sixth in receptions per game at 3.8 ... Caught three passes for 76 yards and a 59-yard touchdown catch against Western Kentucky ... The 59-yard TD ranks as the longest offensive play of the season for LSU ... Earned his third 100-yard receiving game of the season with five catches for 106 yards and a career-high tying two TDs against Auburn ... Produced another solid game with five catches for 86 yards and a TD at Tennessee ... Set a career high for receiving yards with 127 on four catches and a TD against Florida ... Caught one pass for 37 yards versus Kentucky ... Led LSU's receivers with a career-high tying six catches for 53 yards and one touchdown at West Virginia ... Had another productive game at Mississippi State as he caught a career-high tying six passes for 98 yards and the game's only touchdown on a 19-yard pass from Jarrett Lee ... Led LSU's receivers with five catches for 121 yards against Northwestern State, the second time in his career he eclipsed the 100-yard receiving mark ... The 121 receiving yards versus Northwestern State is the fourth-most in the SEC this season ... Made one catch for 10 yards and a touchdown in the season opener against Oregon and caught the onside kick from the Ducks to seal the victory.

### CAREER HIGHS

Receptions: 6, three times (Last: at West Virginia, 2011)  
Yards: 127 vs. Florida, 2011  
Touchdowns: 2, twice (Last: vs. Auburn, 2011; First: vs. Ole Miss, 2009)  
Long: 75 vs. Alabama, 2010

### RANDLE'S CAREER RECEIVING STATS

YEAR	G-GS	REC.	YDS.	TD	LG
2009	13-4	11	173	2	31
2010	13-9	33	544	3	75
2011	10-8	38	733	8	59
<b>TOTALS</b>	<b>36-21</b>	<b>82</b>	<b>1,450</b>	<b>13</b>	<b>75</b>



## 59 Jermauria Rasco

**Defensive Line**  
6-3 • 255 • Fr. • HS  
Shreveport, La. (Evangel Christian)

### TRUE FRESHMAN SEASON (2011)

Recorded his first career sack against Auburn for a loss of 10 yards ... Tallied a career-high four tackles versus Florida ... Posted three tackles and half a tackle for a loss against Kentucky ... Saw his first action as a Tiger at West Virginia and made an immediate impact with two solo tackles, including one for a two-yard loss ... An outstanding prep player regarded as one of the top prospects coming out of Louisiana for the class of 2011.

### CAREER HIGHS

Total tackles: 4 vs. Florida, 2011  
Tackles for loss: 1.0, twice (Last: vs. Auburn, 2011; First: at West Virginia, 2011)  
Sacks: 1.0 vs. Auburn, 2011

### RASCO'S CAREER DEFENSIVE STATS

YEAR	G-GS	UT	AT	TT	TFL	SACKS	PBU	QBH	INT	FF	FR
2011	6-0	6	6	12	2.5-14	1.0-10	0	0	0	0	0
<b>Totals</b>	<b>6-0</b>	<b>6</b>	<b>6</b>	<b>12</b>	<b>2.5-14</b>	<b>1.0-10</b>	<b>0</b>	<b>0</b>	<b>0</b>	<b>0</b>	<b>0</b>



1

**Eric Reid****Safety****6-2 • 208 • So. • 1L****Geismar, La. (Dutchtown)**

- FWAA/Bronko Nagurski National Defensive Player of the Week (at Alabama)
- 2011 SEC Defensive Player of the Week (at Alabama)

**SOPHOMORE SEASON (2011)**

Tied for the team lead with 57 tackles ... Set a career high with eight tackles versus Western Kentucky ... Earned SEC Defensive Player of the Week recognition and was named the Nagurski National Defensive Player of the Week after he had six tackles, including one for a six-yard loss, a forced fumble and a key interception in the fourth quarter at Alabama ... Matched his career high with seven tackles - all solo - against Auburn and added his first career forced fumble ... Earned his third career interception and first of the season at Tennessee and finished with four tackles ... Set a career high with seven tackles at West Virginia and posted one pass breakup ... Had six tackles at Mississippi State and also added a PBU ... Picked up five tackles - all solo - and a tackle for loss against Northwestern State ... Recorded four tackles and his first career fumble recovery in the opener against Oregon ... Earned the starting spot at free safety during the fall and emerged as a team leader ... Saw action at safety and on special teams as a freshman.

**CAREER HIGHS**

Total tackles: 8 vs. Western Kentucky, 2011

Tackles for loss: 1.0, three times (Last: at Alabama, 2011)

Interceptions: 1, four times (Last: at Alabama, 2011)

**REID'S CAREER DEFENSIVE STATS**

YEAR	G-GS	UT	AT	TT	TFL	SACKS	PBU	QBH	INT	FF	FR
2010	13-3	14	18	32	1.5-2	0	1	0	2-65	0	0
2011	10-10	38	19	57	2.0-10	0	2	0	2-10	2	1-3
<b>Totals</b>	<b>23-13</b>	<b>52</b>	<b>37</b>	<b>89</b>	<b>3.5-12</b>	<b>0</b>	<b>3</b>	<b>0</b>	<b>4-75</b>	<b>2</b>	<b>1-3</b>



75

**Greg Shaw****Offensive Tackle****6-5 • 281 • Sr. • 1L****Hialeah, Fla. (Monsignor Edward Pace)****SENIOR SEASON (2011)**

Has seen action in 19 games during his career with two starts ... 2011 Stats: 161 snaps, 19.5 knockdowns ... Posted one knockdown in four snaps versus

Western Kentucky ... Played three snaps on offense versus Auburn ... Only competed in three snaps against Kentucky and recorded one knockdown ... Made his second career start (his first at LT) at West Virginia and played 28 snaps at left tackle and 39 at right tackle, finishing with 9.5 knockdowns ... Entered the game at Mississippi State early after Chris Faulk went down at left tackle and finished with six knockdowns in 62 plays ... Earned two knockdowns against Northwestern State ... Competed in 111 total plays with 12 knockdowns in 2010... Has a career high of eight knockdowns in 49 snaps as the starter at right tackle against ULM in 2010.



10

**Russell Shepard****Wide Receiver****6-1 • 185 • Jr. • 2L****Houston, Texas (Cypress Ridge)**

Multi-threat player who has settled in at wide receiver ... Lined up at three positions - quarterback, running back, and wide receiver - during his first two years with the Tigers ... Displays tremendous quickness with break-away

speed ... Came to LSU as the nation's top dual-threat quarterback as a senior in high school in 2008 ... Has flashed signs of brilliance during his first two years at LSU ... Also has the ability to return kickoffs and punts ... Has one of the best vertical leaps (41.5 inches) and broad jumps (11 feet, 2 inches) on the team.

**JUNIOR SEASON (2011)**

Caught a touchdown for the second-straight game on a 10-yard screen from Jarrett Lee against Auburn ...

Caught his second career TD reception on a 14-yard screen pass from Jarrett Lee in the fourth quarter at Tennessee ... Also rushed twice for 19 yards against the Vols ... Caught a pass for a career-long 37 yards against Florida and finished with two grabs for 41 yards ... Made two catches for 35 yards versus Kentucky and tied his career long with a 22-yard reception ... Saw his first action of the season and started at West Virginia, finishing with one catch for 16 yards and one carry for three yards ... Suspended for the first three games of the season.

**CAREER RECEIVING HIGHS**

Receptions: 7 vs. McNeese State, 2010

Yards: 53 vs. McNeese State, 2010

Touchdowns: 1, three times (Last: vs. Auburn, 2011)

Long: 37 vs. Florida, 2011

**CAREER RUSHING HIGHS**

Attempts: 7 at Vanderbilt, 2010

Yards: 71 vs. Auburn, 2009

Touchdowns: 1, five times (Last: at Tennessee, 2011)

Long: 69 vs. Auburn, 2009

**SHEPARD'S CAREER RECEIVING STATS**

YEAR	G-GS	REC.	YDS.	TD	LG
2009	12-0	5	34	0	13
2010	13-9	33	249	1	22
2011	7-4	11	155	2	37
<b>Totals</b>	<b>32-13</b>	<b>49</b>	<b>438</b>	<b>3</b>	<b>37</b>

**SHEPARD'S CAREER RUSHING TOTALS**

YEAR	G-GS	ATT.	YDS.	TD	LG
2009	12-0	45	294	2	69
2010	13-9	32	226	2	50
2011	7-4	7	52	0	18
<b>Totals</b>	<b>32-13</b>	<b>84</b>	<b>572</b>	<b>4</b>	<b>69</b>



24

**Tharold Simon****Defensive Back****6-3 • 187 • So. • 1L****Eunice, La. (Eunice)****SOPHOMORE SEASON (2011)**

Missed the Auburn game for a violation of team rules ... Posted two PBUs and two tackles at Tennessee ... Tallied two PBUs, half a TFL and three tackles

against Kentucky ... Recorded six solo stops, one TFL and one PBU at West Virginia ... Tied his career best with eight tackles at Mississippi State and added a quarterback hurry ... Had a stellar opener against Oregon as he racked up a career-high eight tackles, one TFL, one interception and three PBUs ... Blossomed into a solid cover corner during his freshman season and worked his way into the backup spot at left cornerback behind Morris Claiborne after spring practice ... Is basically LSU's No. 3 cornerback as he will be pressed into action when the Tigers go to their nickel and dime packages.

**CAREER HIGHS**

Total tackles: 8, twice (Last: at Mississippi State, 2011)

Tackles for loss: 1.0, twice (Last: at West Virginia, 2011)

PBUs: 3 vs. Oregon, 2011

Interceptions: 1, twice (Last: vs. Oregon, 2011)

**SIMON'S CAREER DEFENSIVE STATS**

YEAR	G-GS	UT	AT	TT	TFL	SACKS	PBU	QBH	INT	FF	FR
2010	8-0	3	6	9	0	0	3	0	1-0	0	0
2011	9-1	23	11	34	2.5-5	0	8	1	1-(-2)	0	0
<b>Totals</b>	<b>17-1</b>	<b>26</b>	<b>17</b>	<b>43</b>	<b>2.5-5</b>	<b>0</b>	<b>11</b>	<b>1</b>	<b>2-(-2)</b>	<b>0</b>	<b>0</b>





18

**Brandon Taylor**

Safety

6-0 • 194 • Sr. • 3L

Franklinton, La. (Franklinton)

A two-year starter at strong safety who returned to the lineup after missing the last four games of 2010 with a foot injury ... Counted upon as one of the team leaders in 2011 ... One of the newest traditions at LSU is for the player

that best represents what it means to be a Tiger – on and off the field – to wear No. 18 ... He was selected by Coach Miles and former No. 18s – Matt Mauck, Jacob Hester, Richard Dickson and Richard Murphy – to inherit that number this season ... Has played in 45 games with 29 career starts ... For his career he has 146 tackles, 15 pass breakups and four interceptions.

**SENIOR SEASON (2011)**

Tied for the team lead in tackles with 57 ... Posted five tackles, one TFL and one PBU at Alabama ... Led the team with a career-high 10 tackles and one tackle for a loss at Tennessee ... Had one of the best games of his career as he led the team with seven tackles, posted two PBUs and picked off a pass against Florida ... Recorded his third career interception and finished with five tackles and one PBU at West Virginia ... Picked up four tackles, one tackle for a loss and one pass breakup at Mississippi State ... Credited with four tackles and one tackle for loss against Northwestern State ... Tallied a then career-high nine tackles against Oregon out of his starting strong safety position.

**CAREER HIGHS**

Total tackles: 10 at Tennessee, 2011

Tackles for loss: 2 vs. Tennessee, 2010

Interceptions: 1, four times (Last: vs. Florida, 2011)

PBUs: 2, three times (Last: vs. Florida, 2011)

**TAYLOR'S CAREER DEFENSIVE STATS**

YEAR	G-GS	UT	AT	TT	TFL	SACKS	PBU	QBH	INT	FF	FR
2008	13-0	4	0	4	0	0	1	0	0	0	0
2009	13-10	27	14	41	1.0-6	0	4	0	2-0	0	0
2010	9-9	23	21	44	4.0-10	0	5	0	0	0	1-0
2011	10-10	30	27	57	3.5-13	0	5	0	2-26	0	0
<b>Totals</b>	<b>45-29</b>	<b>84</b>	<b>62</b>	<b>146</b>	<b>8.5-29</b>	<b>0</b>	<b>15</b>	<b>0</b>	<b>4-26</b>	<b>0</b>	<b>1-0</b>



11

**Spencer Ware**

Running Back

5-11 • 223 • So. • 1L

Cincinnati, Ohio (Princeton)

**SOPHOMORE SEASON (2011)**

Ranks seventh in the SEC in rushing at 64.4 yards a game ... Missed the Auburn game for a violation of team rules ... Rushed for 80 yards and a

touchdown on 23 carries and also caught one pass for a 13-yard TD at Tennessee ... He became the first LSU player to record one rushing and one receiving TD in the same game since Early Doucet did it against Tulane on Sept. 23, 2006 ... He became the first LSU player to do it in an SEC game since Joseph Addai did it against Alabama on Nov. 13, 2004 ... Recorded the third 100-yard rushing game of his career with a career-best 109 yards and two touchdowns on 24 carries against Florida ... Picked up five yards on four carries against Kentucky and left the game early with a leg injury ... Narrowly missed his second straight 100-yard rushing game at West Virginia as he finished with 92 yards on 23 carries, and he also added three receptions for 18 yards ... Rushed for 107 yards on 22 carries at Mississippi State, his second 100-yard game of his career ... Earned the first multi-touchdown game of his career versus Northwestern State with six carries for 20 yards and two touchdowns ... Made his first career start against Oregon and churned out 99 yards and one rushing touchdown on 26 carries with a long of 16 yards ... Ranks fourth in the SEC in rushing after one game ... Also made a nine-yard catch against the Ducks ... Highly-touted running back who is the starter at that position in 2011 after backing up Stevan Ridley ... Poised for a tremendous year after a solid spring and a breakout game in the 2011 Cotton Bowl.

**CAREER RUSHING HIGHS**

Attempts: 26 vs. Oregon, 2011

Yards: 109 vs. Florida, 2011

Touchdowns: 2, twice (Last: vs. Florida, 2011)

Long: 26 vs. Texas A&M (Cotton Bowl), 2011

**CAREER RECEIVING HIGHS**

Receptions: 3, twice (Last: at West Virginia, 2011)

Yards: 29 at Arkansas, 2010

Touchdowns: 1 at Tennessee, 2011


Long: 29 at Arkansas, 2010

**WARE'S CAREER RUSHING STATS**

YEAR	G-GS	ATT.	YDS.	TD	LG
2010	11-0	24	175	1	26
2011	9-8	150	580	6	23
<b>Totals</b>	<b>20-8</b>	<b>174</b>	<b>755</b>	<b>7</b>	<b>26</b>

**WARE'S CAREER RECEIVING STATS**

YEAR	G-GS	REC.	YDS.	TD	LG
2010	11-0	10	101	0	29
2011	9-8	8	58	1	13
<b>Totals</b>	<b>20-8</b>	<b>18</b>	<b>159</b>	<b>1</b>	<b>29</b>



74

**Josh Williford**

Guard

6-7 • 324 • So. • 1L

Dothan, Ala. (Houston Academy)

**SOPHOMORE SEASON (2011)**

Has played in eight games with five starts at right guard this season ... 2011 Stats: 343 snaps, 29.5 knockdowns ... Posted three knockdowns in 42 plays

at Alabama ... Played 56 snaps and earned seven knockdowns versus Auburn ... Recorded seven knockdowns and played all 69 snaps at right guard at Tennessee ... Played all 63 snaps at right guard against Florida and earned 8.5 knockdowns ... Made his first start of the season at right guard against Kentucky and finished with one knockdown in 66 snaps ... Entered the game at right guard at West Virginia and recorded one knockdown in 21 plays ... Saw his first action of the season at Mississippi State and played 25 snaps with two knockdowns ... Serves as the backup at right guard ... Played in all 13 games with four starts at right guard last season ... Tallied 23 knockdowns in 249 offensive snaps in 2010.



38

**Brad Wing**

Punter

6-3 • 184 • Fr. • RS

Melbourne, Australia (Parkview Baptist)

- 2011 Ray Guy Award Semifinalist
- 2011 SEC Special Teams Player of the Week (vs. Auburn)
- 2011 SEC Special Teams Player of the Week (vs. WVU)

**REDSHIRT FRESHMAN SEASON (2011)**

Season stats: 39 punts, 42.9 average, 20 inside the 20, 11 inside the 10, 12 of 50-plus yards, four touchbacks, 73-yard long ... Ranks fourth in the SEC in punting with a 42.9-yard average ... Dropped another punt inside the 10-yard line against Western Kentucky ... Boomed a career-high 73-yard punt that ranks as the third-longest punt in school history at Alabama ... Finished with four punts inside the 20 and two inside the 10-yard line at Alabama ... Averaged 51.2 yards a punt with three of four downed inside the 20 (and one inside the 10) against Auburn ... Punted four times with a 45-yard average and two inside the 20 at Tennessee ... Became the first player in college football to have a touchdown negated because of an unsportsmanlike conduct penalty when he was called for taunting during a 44-yard run on a fake punt against Florida ... Finished with three punts for a 39-yard average with one inside the 20 ... Punted eight times with a 41.9-yard average, two touchbacks, one inside the 20 and a long of 50 against Kentucky ... Named the SEC Special Teams Player of the Week after an extremely effective performance at West Virginia where he boomed all six of his punts inside the 20, averaging 48.7 yards per punt with a long of 60 ... Missed the Mississippi State and Northwestern State games with a leg injury ... Made his LSU debut against Oregon and punted six times for 248 yards with a 41.3-yard average and a long of 58 ... Displayed tremendous hang time on several punts against the Ducks that allowed the Tigers' gunners to get down field and make plays, and he also placed two punts inside the 20-yard line ... Won the punting duties after a fall camp battle with senior walk-on DJ Howard ... Came to LSU after spending one season at Parkview Baptist in Baton Rouge ... Prior to that, lived in Melbourne, Australia, where he played Australian Rules Football for 15 years.

**WING'S CAREER HIGHS**

Punts: 8 vs. Kentucky, 2011

Punting Yards: 335 vs. Kentucky, 2011

Punting Avg.: 51.2 vs. Auburn, 2011

Long: 73 at Alabama, 2011

**WING'S CAREER PUNTING TOTALS**

YEAR	NO.	YDS.	AVG.	LG	I20	TB	50+
2011	39	1,674	42.9	73	20	4	12
<b>Totals</b>	<b>39</b>	<b>1,674</b>	<b>42.9</b>	<b>73</b>	<b>20</b>	<b>4</b>	<b>12</b>



82

**James Wright**

Wide Receiver

6-2 • 201 • So. • 1L

Belle Chasse, La. (Belle Chasse)

**SOPHOMORE SEASON (2011)**

Earned his first career start at Alabama but did not record any stats ... Caught two passes for 20 yards with a long of 13 against Northwestern State ...

Followed up a great spring with a tremendous fall camp and is in line to receive significant playing time in 2011 ... Came on strong in spring practice and was one of the recipient's of the "Most Improved" award.

**CAREER HIGHS**

Receptions: 2 vs. Northwestern State, 2011

Yards: 20 vs. Northwestern State, 2011

Touchdowns: 0

Long: 13, twice (Last: vs. Northwestern State, 2011)

**WRIGHT'S CAREER RECEIVING STATS**

YEAR	G-GS	REC.	YDS.	TD	LG
2010	12-0	2	21	0	13
2011	10-1	5	41	0	13
<b>Totals</b>	<b>22-1</b>	<b>7</b>	<b>62</b>	<b>0</b>	<b>13</b>



## THE LAST TIME LSU ... (ALL GAMES)

### Scoring

Scored 30 or more points .....	42 vs. Western Kentucky (11/12/11)
Scored 40 or more points .....	42 vs. Western Kentucky (11/12/11)
Scored 50 or more points .....	51 vs. UL-Monroe (11/13/10)
Scored 60 or more points .....	63 vs. Kentucky (11/1/97)
Scored 70 or more points .....	70 vs. Arkansas State (10/12/90)

### Total Offense

Had more than 400 total yards .....	474 vs. Western Kentucky (11/12/11)
Had more than 450 total yards .....	474 vs. Western Kentucky (11/12/11)
Had more than 500 total yards .....	595 vs. Louisiana Tech (11/10/07)
Had more than 550 total yards .....	595 vs. Louisiana Tech (11/10/07)
Had more than 600 total yards .....	653 vs. Louisiana Tech (11/1/03)
Had more than 650 total yards .....	653 vs. Louisiana Tech (11/1/03)
Had more than 700 total yards .....	746 vs. Rice (9/24/77)

### Rushing Offense

Rushed for 150 or more yards .....	291 vs. Western Kentucky (11/12/11)
Rushed for 200 or more yards .....	291 vs. Western Kentucky (11/12/11)
Rushed for 250 or more yards .....	291 vs. Western Kentucky (11/12/11)
Rushed for 300 or more yards .....	321 vs. Louisiana Tech (11/10/07)
Rushed for 350 or more yards .....	360 vs. Ole Miss (11/20/04)
Rushed for 400 or more yards .....	400 vs. Kentucky (11/1/97)
Rushed for 425 or more yards .....	433 vs. Houston (9/7/96)
Rushed for 500 or more yards .....	503 vs. Oregon (10/22/77)

### Passing Offense

Passed for 250 or more yards .....	258 vs. Ole Miss (11/20/10)
Passed for 300 or more yards .....	309 vs. Georgia (10/25/08)
Passed for 350 or more yards .....	388 at Alabama (11/3/07)
Passed for 400 or more yards .....	444 vs. Illinois (1/1/02 - Sugar Bowl)
Passed for 450 or more yards .....	528 at Alabama (11/3/01)
Passed for 500 or more yards .....	528 at Alabama (11/3/01)

### Scoring Defense

Allowed 0 points .....	0 vs. UL-Monroe (11/13/10)
Allowed 3 or fewer points .....	3 vs. Northwestern State (9/10/11)
Allowed 7 or fewer points .....	6 at Alabama (11/5/11)
Allowed 10 or fewer points .....	9 vs. Western Kentucky (11/12/11)
Allowed 14 or fewer points .....	9 vs. Western Kentucky (11/12/11)

### Total Defense

Allowed fewer than 75 total yards .....	70 vs. UL-Lafayette (10/5/02)
Allowed fewer than 100 total yards .....	95 vs. Northwestern State (9/10/11)
Allowed fewer than 125 total yards .....	95 vs. Northwestern State (9/10/11)
Allowed fewer than 150 total yards .....	95 vs. Northwestern State (9/10/11)
Allowed fewer than 175 total yards .....	155 vs. Kentucky (10/1/11)
Allowed fewer than 200 total yards .....	155 vs. Kentucky (10/1/11)
Allowed fewer than 225 total yards .....	213 vs. Florida (10/8/11)
Allowed fewer than 250 total yards .....	226 vs. Western Kentucky (11/12/11)
Allowed fewer than 275 total yards .....	226 vs. Western Kentucky (11/12/11)
Allowed fewer than 300 total yards .....	226 vs. Western Kentucky (11/12/11)

### Rushing Defense

Allowed 0 or fewer yards .....	-4 vs. Northwestern State (9/10/11)
Allowed 10 or fewer yards .....	-4 vs. Northwestern State (9/10/11)
Allowed 20 or fewer yards .....	-4 vs. Northwestern State (9/10/11)
Allowed 30 or fewer yards .....	-4 vs. Northwestern State (9/10/11)
Allowed 40 or fewer yards .....	-4 vs. Northwestern State (9/10/11)
Allowed 50 or fewer yards .....	-4 vs. Northwestern State (9/10/11)
Allowed 60 or fewer yards .....	52 at Mississippi State (9/15/11)
Allowed 70 or fewer yards .....	70 at West Virginia (9/24/11)
Allowed 80 or fewer yards .....	70 at West Virginia (9/24/11)
Allowed 90 or fewer yards .....	87 vs. Auburn (10/22/11)
Allowed 100 or fewer yards .....	96 at Alabama (11/5/11)

## THE LAST TIME LSU ... (ALL GAMES)

### Passing Defense

Allowed 0 passing yards .....	0 vs. Alabama (11/6/71)
Allowed 50 or fewer yards .....	10 vs. North Texas (9/11/99)
Allowed 100 or fewer yards .....	97 vs. Western Kentucky (11/12/11)
Allowed 150 or fewer yards .....	128 at Tennessee (10/15/11)
Allowed 175 or fewer yards.....	161 vs. Auburn (10/22/11)
Allowed 200 or fewer yards .....	161 vs. Auburn (10/22/11)

### Individual Rushing

Had a player rush for 100 or more yards .....	119 by Alfred Blue vs. Western Kentucky (11/12/11)
Had a player rush for 150 or more yards .....	159 by Stevan Ridley vs. Vanderbilt (9/11/10)
Had a player rush for 200 or more yards.....	250 by Alley Broussard vs. Ole Miss (11/20/04)
Had a player rush for 225 or more yards .....	250 by Alley Broussard vs. Ole Miss (11/20/04)
Had a player rush for 2 or more TDs .....	2 by Kenny Hilliard and Alfred Blue vs. Western Kentucky (11/12/11)
Had a player rush for 3 or more TDs .....	3 by Stevan Ridley vs. Ole Miss (11/20/10)
Had a player rush for 4 or more TDs .....	4 by Domanick Davis vs. Illinois (1/1/02 - Sugar Bowl)
Had a player rush for 5 or more TDs .....	5 by Kevin Faulk at Kentucky (11/1/97)

### Individual Passing

Had a player pass for 200 or more yards.....	213 by Jarrett Lee at Mississippi State (9/15/11)
Had a player pass for 250 or more yards .....	254 by Jordan Jefferson vs. Ole Miss (11/20/10)
Had a player pass for 300 or more yards.....	353 by Matt Flynn at Alabama (11/3/07)
Had a player pass for 350 or more yards.....	353 by Matt Flynn at Alabama (11/3/07)
Had a player pass for 400 or more yards .....	444 by Rohan Davey vs. Illinois (1/1/02 - Sugar Bowl)
Had a player pass for 450 or more yards.....	528 by Rohan Davey at Alabama (11/3/01)
Had a player pass for 500 or more yards .....	528 by Rohan Davey at Alabama (11/3/01)
Had a player pass for 2 or more TDs .....	2 by Jarrett Lee vs. Auburn (10/22/11)
Had a player pass for 3 or more TDs .....	3 by Jarrett Lee at Tennessee (10/15/11)
Had a player pass for 4 or more TDs.....	4 by Matt Flynn vs. Ohio State (1/7/08 - BCS Championship)
Had a player complete 20 passes.....	21 by Jarrett Lee at Mississippi State (9/15/11)
Had a player complete 25 passes .....	31 by Rohan Davey vs. Illinois (1/1/02 - Sugar Bowl)
Had a player complete 30 passes.....	31 by Rohan Davey vs. Illinois (1/1/02 - Sugar Bowl)
Had a player complete 35 passes .....	35 by Rohan Davey at Alabama (11/3/02)
Had a player complete 15 straight passes .....	17 by Rohan Davey vs. Arkansas-6 (11/26/99), vs. Western Carolina-11 (9/2/00)
.....	17 by Matt Mauck vs. Arizona-11(9/6/03), vs. Western Illinois-6 (9/13/03)
Had a player throw 30 passes.....	37 by Jordan Jefferson at Ole Miss (11/21/09)
Had a player throw 35 passes.....	37 by Jordan Jefferson at Ole Miss (11/21/09)
Had a player throw 40 passes .....	47 by Matt Flynn vs. Arkansas (11/23/07)
Had a player throw 45 passes .....	47 by Matt Flynn vs. Arkansas (11/23/07)
Had a player throw 50 passes .....	53 by Rohan Davey vs. Illinois (1/1/02 - Sugar Bowl)

### Individual Receiving

Had a player with 10 or more receptions in a game.....	12 by Brandon LaFell vs. Troy (11/15/08)
Had a player with 11 or more receptions in a game .....	12 by Brandon LaFell vs. Troy (11/15/08)
Had a player with 12 or more receptions in a game .....	12 by Brandon LaFell vs. Troy (11/15/08)
Had a player with 13 or more receptions in a game .....	14 by Josh Reed vs. Illinois (1/1/02 - Sugar Bowl)
Had a player with 14 or more receptions in a game .....	14 by Josh Reed vs. Illinois (1/1/02 - Sugar Bowl)
Had a player with 15 or more receptions in a game .....	19 by Josh Reed at Alabama (11/3/01)
Had a player receive 100 or more yards.....	106 by Rueben Randle vs. Auburn (10/22/11)
Had a player receive 150 or more yards .....	162 by Michael Clayton vs. Western Illinois (9/13/03)
Had a player receive 200 or more yards .....	201 by Devery Henderson at Kentucky (11/9/02)
Had a player receive 250 or more yards.....	293 by Josh Reed at Alabama (11/3/01)
Had a player receive for 2 or more TDs .....	2 by Rueben Randle vs. Auburn (10/22/11)
Had a player receive for 3 or more TDs .....	3 by Terrence Toliver vs. Texas A&M (1/7/11 - Cotton Bowl)
Had a player receive for 4 or more TDs .....	4 by Tony Moss vs. Ohio University (9/30/89)
Had a player receive for 5 or more TDs .....	5 by Carlos Carson vs. Rice (9/24/77)

## THE LAST TIME LSU ... (ALL GAMES)

### Games against Ranked Teams

Beat a top 25 team .....	#2 Alabama, 9-6, in Tuscaloosa (11/5/11)
Beat a top 10 team .....	#2 Alabama, 9-6, in Tuscaloosa (11/5/11)
Beat a top 5 team .....	#2 Alabama, 9-6, in Tuscaloosa (11/5/11)
Beat an FBS No. 1 team (AP or Coaches Poll) .....	#1 Ohio State, 38-24 (1/7/08 - BCS Championship Game)
Beat an FBS No. 1 team (AP or Coaches Poll) at home .....	#1 Florida, 28-21 (10/11/97)
Beat a ranked opponent at home .....	#19/23 Auburn, 45-10 (10/22/11)
Beat a ranked opponent on the road .....	#2 Alabama, 9-6, in Tuscaloosa (11/5/11)
Beat a ranked opponent at a neutral site .....	#3 Oregon, 40-27, in Cowboys Classic in Arlington, Texas (9/3/11)
Beat back-to-back ranked opponents .....	#19/23 Auburn (45-10) in Baton Rouge (10/22/11) & at #2 Alabama (9-6) in Tuscaloosa (11/5/11)
Beat a ranked team in three straight games .....	11/23 - 1/1/02 vs. #22 Arkansas, #24 Auburn, #2 Tennessee (SEC CG), #7 Illinois (Sugar Bowl)
Beat a ranked team in four straight games .....	11/23 - 1/1/02 vs. #22 Arkansas, #24 Auburn, #2 Tennessee (SEC CG), #7 Illinois (Sugar Bowl)
Lost to a ranked opponent at home.....	#1 Florida, 13-13 (10/10/09)
Lost to a ranked opponent on the road .....	#12 Arkansas, 31-23 (11/27/10)
Lost to a ranked opponent at a neutral site.....	#11/9 Penn State, 19-17 (1/1/10)
Lost to an unranked opponent at home .....	Ole Miss, 31-13 (11/22/08)
Lost to an unranked opponent on the road .....	at Ole Miss, 25-23 (11/21/09)

### Special Situations

Won on the last play of the game.....	at #2 Alabama (9-6, 11/5/11); Drew Alleman 25-yard field goal in overtime
Lost on the last play of the game .....	#1 Alabama, 27-21 OT (11/8/08); 1-yard run by QB John Parker Wilson in overtime
Came back and won from 10 or more down in 4th quarter .....	Troy, 40-31 (11/15/08); down 31-10 entering 4th quarter
Lost when leading by 10 or more in 4th quarter .....	Tennessee, 30-27 OT (9/26/05); led 24-7 entering fourth quarter
Lost when leading by 20 points or more .....	Tennessee, 30-27 OT (9/26/05); led 21-0 at halftime
Scored on the first play from scrimmage .....	Jordan Jefferson, 83-yard run vs. Tennessee (10/2/10)
A QB caught a pass on a designed play .....	Matt Flynn (35-yards from WR Early Doucet) at Alabama (11/3/07)
A RB threw a TD pass on a designated play .....	Spencer Ware (39 yards to Rueben Randle for a TD) at Auburn (10/23/10)
Had two RB rush for at least 100 yards each .....	Stevan Ridley (105 yds) and Spencer Ware (102 yds) vs. Texas A&M (1/7/11 - Cotton Bowl)

### Returns/Special Teams/Defense

Returned a KO for a TD .....	Morris Claiborne, 99 yards at West Virginia (9/24/11)
Returned a Punt for a TD .....	Patrick Peterson, 60 yards vs. West Virginia (9/25/10)
Returned an INT for a TD .....	Ron Brooks, 28 yards, in third quarter vs. Auburn (10/22/11)
Returned 2 INTs for TDs.....	3 vs. Arkansas State (C. Raymond, D. Walkup, C. Buckels) (10/12/91)
Returned 3 INTs for TDs.....	3 vs. Arkansas State (C. Raymond, D. Walkup, C. Buckels) (10/12/91)
Recovered a fumble in endzone for a TD .....	Chuck Wiley, fumbled by Lance Tucker (11/8/97 at Alabama)
Returned a fumble for a TD .....	Tyrann Mathieu, 23-yard fumble return and recovery vs. Kentucky (10/1/11)
Scored two defensive TDs in a game .....	2 vs. UL-Monroe (R. Brooks, INT; L. Edwards, FUM) (11/13/10)
Faked a field goal for a touchdown .....	Colt David (kicker), 15 yard run (9/22/07 vs. South Carolina)
Faked a punt for a first down .....	Brad Wing, 44-yard run in first quarter vs. Florida (10/8/11)
Faked a field goal for a first down .....	Josh Jasper, 5-yard run in 4th quarter (10/9/10 at Florida)
A player kicked the PAT after scoring the TD .....	Colt David vs. South Carolina (9/22/07)
Blocked a FG .....	Bennie Logan (49-yard attempt by Jeremy Shelly in second quarter) at #2 Alabama (11/5/11)
Returned a blocked FG for a TD .....	Patrick Peterson, 53 yards on the block of Ole Miss' 47-yard FG attempt (11/21/09)
Blocked a PAT (kick) .....	Mark Roman, attempt by Seth Hanson (10/17/98 vs. Kentucky)
Returned a PAT for a Defensive Extra Point .....	Mark Roman, kick attempt by Seth Hanson (10/17/98 vs. Kentucky)
Blocked a punt.....	Daniel Graff vs. Tulane (10/31/09)
Blocked a punt for a safety .....	Jarvis Green, on an Andy Smith punt (10/16/99 at Kentucky)
Returned a blocked punt for TD .....	Craig Steltz, 29 yard, off Jacob Hester's block at Arizona State (9/10/05)
Recovered an onside kick .....	at Ole Miss (11/21/09); recovered by Brandon LaFell with 1:16 left in fourth quarter
Recovered an onside kick to start the game .....	vs. Auburn (12/1/01)
Recorded a Safety (Team).....	vs. North Carolina (9/4/10); ball rolled out of endzone on punt attempt
Recorded a Safety (Individual tackle) .....	Drake Nevis at Alabama (11/7/09)
Recorded six interceptions.....	6 at Mississippi State (8/30/07)
Had a player record three interceptions.....	3 by Craig Steltz at Mississippi State (8/30/07)
Had a player record 15 tackles.....	19 by Ali Highsmith vs. Arkansas (11/23/07)
Had six sacks as a team .....	6 vs. Auburn (10/22/11)

### Opponent Returns/Special Teams

Returned a KO for a TD .....	Andre Debose, 88 yards (10/9/10 at Florida)
Returned a Punt for a TD.....	Marshay Green, 44 yards (11/17/07 at Ole Miss)
Returned an INT for a TD .....	Terence Moore, 22 yards (11/15/08 by Troy)
Returned 3 INTs for TDs.....	3, by Alvis, Smith, Robinson (9/17/94 at Auburn)
Recovered a fumble in endzone for a TD .....	Chris Shelling (9/17/94 at Auburn)
Returned a fumble for a TD .....	Zeonte Sherman, 1 yard (9/6/03 at Arizona)
Blocked a FG .....	at Alabama (11/3/07)
Blocked a punt.....	Florida (10/8/11) in fourth quarter
Blocked two punts .....	2 at Virginia Tech (9/1/02)
Blocked a punt for a safety.....	blocked Donnie Jones (9/1/02 at Virginia Tech)
Recorded a Safety (Team).....	vs. Western Kentucky (11/12/11)
Blocked a PAT (kick) .....	Ole Miss (11/18/06)
Returned a PAT for a Defensive Extra Point .....	Eric Kelly, off bad snap (10/17/98 vs. Kentucky)
Faked a field goal for a TD.....	Damon Duval, 1 yard run (9/18/99 vs. Auburn)
Recovered an onside kick .....	North Carolina (9/4/10)

## THE LAST TIME LSU ... (SEC GAMES)

### Scoring

Scored 30 or more points .....	45 vs. Auburn (10/22/11)
Scored 35 or more points .....	45 vs. Auburn (10/22/11)
Scored 40 or more points .....	45 vs. Auburn (10/22/11)
Scored 45 or more points .....	45 vs. Auburn (10/22/11)
Scored 50 or more points .....	51 vs. Mississippi State (9/25/04)
Scored 55 or more points .....	55 vs. Arkansas (11/28/03)
Scored 60 or more points .....	63 vs. Kentucky (11/1/97)

### Total Offense

Had more than 400 total yards .....	453 vs. Florida (10/8/11)
Had more than 450 total yards .....	453 vs. Florida (10/8/11)
Had more than 500 total yards .....	546 vs. Kentucky (10/14/06)
Had more than 550 total yards .....	599 vs. Mississippi State (9/25/04)
Had more than 600 total yards .....	611 vs. Alabama (11/13/01)

### Rushing Offense

Rushed for 150 or more yards .....	174 vs. Auburn (10/22/11)
Rushed for 200 or more yards .....	237 at Tennessee (10/15/11)
Rushed for 250 or more yards .....	237 at Tennessee (10/15/11)
Rushed for 300 or more yards .....	360 vs. Ole Miss (11/20/04)
Rushed for 350 or more yards .....	360 vs. Ole Miss (11/20/04)
Rushed for 400 or more yards .....	400 vs. Kentucky (11/1/97)
Rushed for 425 or more yards .....	426 vs. Ole Miss (10/30/76)

### Passing Offense

Passed for 250 or more yards .....	258 vs. Ole Miss (11/20/10)
Passed for 300 or more yards .....	309 vs. Georgia (10/25/08)
Passed for 350 or more yards .....	388 at Alabama (11/3/07)
Passed for 400 or more yards .....	528 vs. Alabama (11/3/01)
Passed for 450 or more yards .....	528 vs. Alabama (11/3/01)
Passed for 500 or more yards .....	528 vs. Alabama (11/3/01)

### Scoring Defense

Allowed 0 points .....	0 at Mississippi State (8/30/07)
Allowed 3 or fewer points .....	3 vs. Vanderbilt (9/11/10)
Allowed 7 or fewer points .....	6 at Alabama (11/5/11)
Allowed 10 or fewer points .....	6 at Alabama (11/5/11)
Allowed 14 or fewer points .....	6 at Alabama (11/5/11)

### Total Defense

Allowed fewer than 100 total yards .....	90 vs. Auburn (10/13/73)
Allowed fewer than 125 total yards .....	114 vs. Kentucky (10/19/85)
Allowed fewer than 150 total yards .....	135 vs. Vanderbilt (9/11/10)
Allowed fewer than 175 total yards .....	135 vs. Vanderbilt (9/11/10)
Allowed fewer than 200 total yards .....	193 at Mississippi State (9/15/11)
Allowed fewer than 225 total yards .....	213 vs. Florida (10/8/11)
Allowed fewer than 250 total yards .....	248 vs. Auburn (10/22/11)
Allowed fewer than 275 total yards .....	248 vs. Auburn (10/22/11)
Allowed fewer than 300 total yards .....	295 at Alabama (11/5/11)

### Rushing Defense

Allowed 0 or fewer yards .....	0 at South Carolina (10/18/03)
Allowed 10 or fewer yards .....	10 at Mississippi State (8/30/07)
Allowed 20 or fewer yards .....	20 at Alabama (11/3/07)
Allowed 30 or fewer yards .....	20 at Alabama (11/3/07)
Allowed 40 or fewer yards .....	39 at South Carolina (10/18/08)
Allowed 50 or fewer yards .....	45 at Georgia (10/3/09)
Allowed 60 or fewer yards .....	52 at Mississippi State (9/15/11)
Allowed 70 or fewer yards .....	52 at Mississippi State (9/15/11)
Allowed 80 or fewer yards .....	52 at Mississippi State (9/15/11)
Allowed 90 or fewer yards .....	87 vs. Auburn (10/22/11)
Allowed 100 or fewer yards .....	96 at Alabama (11/5/11)

## THE LAST TIME LSU ... (SEC GAMES)

### Passing Defense

Allowed 0 passing yards.....	0 vs. Alabama (11/6/71)
Allowed 25 or fewer passing yards.....	23 at Alabama (11/27/93)
Allowed 50 or fewer passing yards.....	23 at Alabama (11/27/93)
Allowed 75 or fewer passing yards.....	66 vs. Kentucky (10/1/11)
Allowed 100 or fewer passing yards.....	100 vs. Florida (10/8/11)
Allowed 125 or fewer passing yards.....	100 vs. Florida (10/8/11)
Allowed 150 or fewer passing yards.....	128 at Tennessee (10/15/11)
Allowed 175 or fewer passing yards.....	161 vs. Auburn (10/22/11)
Allowed 200 or fewer passing yards.....	161 vs. Auburn (10/22/11)

### Rushing

Had a player rush for 100 or more yards.....	109 by Spencer Ware vs. Florida (10/8/11)
Had a player rush for 125 or more yards.....	159 by Stevan Ridley vs. Vanderbilt (9/11/10)
Had a player rush for 150 or more yards.....	159 by Stevan Ridley vs. Vanderbilt (9/11/10)
Had a player rush for 175 or more yards.....	250 by Alley Broussard vs. Ole Miss (11/20/04)
Had a player rush for 200 or more yards.....	250 by Alley Broussard vs. Ole Miss (11/20/04)
Had a player rush for 225 or more yards.....	250 by Alley Broussard vs. Ole Miss (11/20/04)
Had a player rush for 2 or more TDs.....	2 by Kenny Hilliard vs. Auburn (10/22/11)
Had a player rush for 3 or more TDs.....	3 by Stevan Ridley vs. Ole Miss (11/20/10)
Had a player rush for 4 or more TDs.....	5 by Kevin Faulk at Kentucky (11/1/97)
Had a player rush for 5 or more TDs.....	5 by Kevin Faulk at Kentucky (11/1/97)

### Passing

Had a player pass for 200 or more yards.....	213 by Jarrett Lee at Mississippi State (9/15/11)
Had a player pass for 225 or more yards.....	254 by Jordan Jefferson vs. Ole Miss (11/20/10)
Had a player pass for 250 or more yards.....	254 by Jordan Jefferson vs. Ole Miss (11/20/10)
Had a player pass for 275 or more yards.....	287 by Jarrett Lee vs. Georgia (10/25/08)
Had a player pass for 300 or more yards.....	353 by Matt Flynn at Alabama (11/3/07)
Had a player pass for 325 or more yards.....	353 by Matt Flynn at Alabama (11/3/07)
Had a player pass for 350 or more yards.....	353 by Matt Flynn at Alabama (11/3/07)
Had a player pass for 375 or more yards.....	528 by Rohan Davey at Alabama (11/3/01)
Had a player pass for 400 or more yards.....	528 by Rohan Davey at Alabama (11/3/01)
Had a player pass for 425 or more yards.....	528 by Rohan Davey at Alabama (11/3/01)
Had a player pass for 450 or more yards.....	528 by Rohan Davey at Alabama (11/3/01)
Had a player pass for 500 or more yards.....	528 by Rohan Davey at Alabama (11/3/01)
Had a player pass for 2 or more TDs.....	2 by Jarrett Lee vs. Auburn (10/22/11)
Had a player pass for 3 or more TDs.....	3 by Jarrett Lee at Tennessee (10/15/11)
Had a player pass for 4 or more TDs.....	4 by Matt Mauck vs. Arkansas (11/28/03)
Had a player complete 20 passes.....	21 by Jarrett Lee at Mississippi State (9/15/11)
Had a player complete 25 passes.....	35 by Rohan Davey at Alabama (11/3/01)
Had a player complete 30 passes.....	35 by Rohan Davey at Alabama (11/3/01)
Had a player complete 35 passes.....	35 by Rohan Davey at Alabama (11/3/01)
Had a player throw 30 passes.....	37 by Jordan Jefferson at Ole Miss (11/21/09)
Had a player throw 35 passes.....	37 by Jordan Jefferson at Ole Miss (11/21/09)
Had a player throw 40 passes.....	47 by Matt Flynn vs. Arkansas (11/23/07)
Had a player throw 45 passes.....	47 by Matt Flynn vs. Arkansas (11/23/07)
Had a player throw 50 passes.....	58 by Josh Booty vs. Auburn (9/18/99)

### Receiving

Had a player with 10 or more receptions in a game.....	12 by Michael Clayton at Alabama (11/15/03)
Had a player with 11 or more receptions in a game.....	12 by Michael Clayton at Alabama (11/15/03)
Had a player with 12 or more receptions in a game.....	12 by Michael Clayton at Alabama (11/15/03)
Had a player with 13 or more receptions in a game.....	19 by Josh Reed at Alabama (11/3/01)
Had a player with 14 or more receptions in a game.....	19 by Josh Reed at Alabama (11/3/01)
Had a player with 15 or more receptions in a game.....	19 by Josh Reed at Alabama (11/3/01)
Had a player receive 100 or more yards.....	106 by Rueben Randle vs. Auburn (10/22/11)
Had a player receive 125 or more yards.....	127 by Rueben Randle vs. Florida (10/8/11)
Had a player receive 150 or more yards.....	201 by Devery Henderson at Kentucky (11/9/02)
Had a player receive 175 or more yards.....	201 by Devery Henderson at Kentucky (11/9/02)
Had a player receive 200 or more yards.....	201 by Devery Henderson at Kentucky (11/9/02)
Had a player receive 250 or more yards.....	293 by Josh Reed at Alabama (11/3/01)
Had a player receive 2 or more TDs.....	2 by Rueben Randle vs. Auburn (10/22/11)
Had a player receive 3 or more TDs.....	3 by Dwayne Bowe vs. Kentucky (10/14/06)



## TURNOVERS

Opponent	Forced by LSU					Forced By Opponent			
	Fum	Int	Tot	Pts Off	Margin	Fum	Int	Tot	Pts Off
vs. Oregon	3	1	4	21	3	1	0	1	3
Northwestern State	0	1	1	7	0	1	0	1	0
at Mississippi State	0	2	2	3	1	0	1	1	0
at West Virginia	2	2	4	21	4	0	0	0	0
Kentucky	1	0	1	7	1	0	0	0	0
Florida	0	2	2	0	2	0	0	0	0
at Tennessee	0	2	2	7	2	0	0	0	0
Auburn	1	1	2	14	2	0	0	0	0
at Alabama	0	2	2	3	0	0	2	2	3
Western Kentucky	0	1	1	7	0	1	0	1	0
at Ole Miss									
Arkansas									
<b>TOTALS</b>	<b>7</b>	<b>14</b>	<b>21</b>	<b>90</b>	<b>15</b>	<b>3</b>	<b>2</b>	<b>6</b>	<b>6</b>

## LSU BIG PLAYS

Opponent	Rushing				Passing				Special Teams	
	15+	20+	30+	40+	20+	30+	40+	50+	Block	Ret. TD
vs. Oregon	2	1	0	0	1	0	0	0	0	0
Northwestern State	2	1	0	0	3	1	1	0	0	0
at Mississippi State	1	1	0	0	2	1	0	0	0	0
at West Virginia	4	1	0	0	2	2	0	0	0	1
Kentucky	0	0	0	0	4	2	1	1	0	0
Florida	3	2	1	1	5	3	2	1	0	0
at Tennessee	2	0	0	0	1	1	0	0	0	0
Auburn	2	2	0	0	4	2	2	0	0	0
at Alabama	2	0	0	0	1	1	0	0	1	0
Western Kentucky	7	4	1	1	3	1	1	1	0	0
at Ole Miss										
Arkansas										
<b>TOTALS</b>	<b>25</b>	<b>12</b>	<b>2</b>	<b>2</b>	<b>26</b>	<b>14</b>	<b>7</b>	<b>3</b>	<b>1</b>	<b>1</b>

## OPPONENT BIG PLAYS

OPPONENT	Rushing				Passing				Special Teams	
	15+	20+	30+	40+	20+	30+	40+	50+	Block	Ret. TD
vs. Oregon	0	0	0	0	0	0	0	0	0	0
Northwestern State	0	0	0	0	1	0	0	0	0	0
at Mississippi State	0	0	0	0	2	0	0	0	0	0
at West Virginia	0	0	0	0	5	2	1	1	0	0
Kentucky	1	0	0	0	0	0	0	0	0	0
Florida	2	1	0	0	1	1	1	1	1	0
at Tennessee	2	0	0	0	3	2	1	0	0	0
Auburn	3	2	0	0	3	1	0	0	0	0
at Alabama	3	2	0	0	1	1	0	0	0	0
Western Kentucky	1	0	0	0	0	0	0	0	0	0
at Ole Miss										
Arkansas										
<b>TOTALS</b>	<b>12</b>	<b>4</b>	<b>0</b>	<b>0</b>	<b>16</b>	<b>7</b>	<b>3</b>	<b>2</b>	<b>1</b>	<b>0</b>

## LSU SCORING DRIVES

OPPONENT	No.	Plays	Yards	Time	For TD	Plays	Yards	Time
vs. Oregon	6	7	37.7	3:04	4	7	45.3	3:07
Northwestern State	7	7.4	54.4	3:15	7	7	54.4	3:15
at Mississippi State	5	9.2	56.6	4:47	1	7	80	3:04
at West Virginia	6	6.2	56.4	2:49	6	6.2	56.4	2:49
Kentucky	4	8	61.8	3:25	4	8	61.8	3:25
Florida	7	6.7	55.6	3:23	5	5.8	61.8	3:10
at Tennessee	6	8.8	56	4:42	5	9.4	54.2	5:23
Auburn	6	6.7	61.3	3:03	5	5.8	63.6	2:37
at Alabama*	2	7.5	38	2:53	0	0	0	0
Western Kentucky	6	6.3	61.5	2:32	6	6.3	61.5	2:32
at Ole Miss								
Arkansas								
<b>TOTALS</b>	<b>61</b>	<b>6.6</b>	<b>49.4</b>	<b>3:23</b>	<b>43</b>	<b>6.9</b>	<b>58.0</b>	<b>3:10</b>

\*Does not include overtime drives

FIELD POSITION

Opponent	LSU			
	No. of Drives	Avg. Start	Inside 20	Past 50
vs. Oregon	15	Own 40	2	7
Northwestern State	12	Own 43	1	4
at Mississippi State	11	Own 25	4	1
at West Virginia	15	Own 48	0	3
Kentucky	12	Own 29	2	1
Florida	12	Own 35	3	2
at Tennessee	10	Own 40	2	2
Auburn	11	Own 30	3	1
at Alabama	11	Own 26	4	2
Western Kentucky	12	Own 29	3	2
at Ole Miss				
Arkansas				
TOTALS	121	Own 34	24	25

Opponent	Opponents			
	No. of Drives	Avg. Start	Inside 20	Past 50
vs. Oregon	15	Own 28	5	1
Northwestern State	13	Own 26	2	1
at Mississippi State	11	Own 31	2	0
at West Virginia	15	Own 15	9	0
Kentucky	14	Own 25	1	0
Florida	12	Own 27	3	0
at Tennessee	11	Own 24	3	1
Auburn	12	Own 20	4	0
at Alabama	11	Own 27	4	1
Western Kentucky	11	Own 33	1	2
at Ole Miss				
Arkansas				
TOTALS	125	Own 26	30	6

DRIVE STATISTICS

Opponent	No.	LSU					
		3 & Out	Pct.	Score	Pct.	TD	Pct.
vs. Oregon	15	3	20.0	6	40.0	4	26.7
Northwestern State	12	3	25.0	7	58.3	7	58.2
at Mississippi State	11	1	9.0	5	45.5	1	9.0
at West Virginia	15	4	26.7	6	40.0	6	40.0
Kentucky	12	5	38.5	4	30.7	4	30.7
Florida	12	1	8.3	7	58.3	5	38.5
at Tennessee	10	1	10.0	6	60.0	5	50.0
Auburn	11	2	18.2	6	54.5	5	45.5
at Alabama	11	1	9.0	3	27.2	0	0
Western Kentucky	12	0	0	6	50.0	6	50.0
at Ole Miss							
Arkansas							
TOTALS	121	21	17.4	56	46.3	43	35.5

Opponent	No.	Opponents					
		3 & Out	Pct.	Score	Pct.	TD	Pct.
vs. Oregon	15	3	20.0	5	33.3	3	20.0
Northwestern State	13	4	30.7	1	7.7	0	0
at Mississippi State	11	5	45.5	2	18.2	0	0
at West Virginia	15	1	6.7	3	20.0	3	20.0
Kentucky	14	8	57.2	1	7.1	1	7.1
Florida	12	6	50.0	2	16.6	1	8.3
at Tennessee	12	3	25.0	1	8.3	1	8.3
Auburn	12	1	8.3	2	16.7	1	8.3
at Alabama	11	1	9.0	2	18.2	0	0
Western Kentucky	11	2	18.2	1	9.0	1	9.0
at Ole Miss							
Arkansas							
TOTALS	125	34	27.3	20	16	11	8.8

IN THE RED ZONE

Opponent	LSU					
	Inside 20	TD	Run/Pass	TD Pct.	FG	Score Pct.
vs. Oregon	5	4	3/1	80.0	1	100
Northwestern State	7	7	5/2	100	0	100
at Mississippi State	3	1	0/1	33.3	2	100
at West Virginia	5	4	2/2	80.0	0	80
Kentucky	3	3	2/1	100	0	100
Florida	6	4	3/1	66.7	2	100
at Tennessee	6	5	3/2	83.3	1	100
Auburn	4	3	2/1	75.0	1	100
at Alabama	3	0	0	0	3	100
Western Kentucky	4	4	3/1	100	0	100
at Ole Miss						
Arkansas						
TOTALS	46	35	23/12	76.1	10	97.8

Opponent	Opponents					
	Inside 20	TD	Run/Pass	TD Pct.	FG	Score Pct.
vs. Oregon	5	3	2/1	60.0	2	100
Northwestern State	0	0	0	0	0	0
at Mississippi State	3	0	0	0	2	66.7
at West Virginia	3	3	1/2	100	0	100
Kentucky	1	1	0/1	100	0	100
Florida	1	0	0	0	1	100
at Tennessee	1	1	1/0	100	0	100
Auburn	2	1	1/0	50.0	1	100
at Alabama	1	0	0	0	1	100
Western Kentucky	2	1	1/0	50.0	0	50.0
at Ole Miss						
Arkansas						
TOTALS	19	10	6/4	52.6	7	89.5

3RD DOWN AND ...

Yards	LSU												Total
	UO	NW	MSU	WVU	UK	UF	UT	AU	UA	WKU	UM	Ark.	
1-3	2/2	5/5	4/4	3/5	1/5	4/7	2/4	1/1	3/4	5/5			30/42
4-6	2/2	3/5	0/5	2/4	1/2	1/3	2/2	0/2	0/0	3/4			14/29
7-9	1/4	1/1	0/1	2/5	3/6	1/1	1/4	1/2	0/4	0/1			10/29
10-14	1/7	0/1	0/1	0/1	0/2	0/2	1/2	1/2	0/3	0/0			3/21
15+	0/0	1/2	0/1	1/1	0/0	0/0	0/0	0/1	0/0	0/1			2/6
4+	4/13	5/9	0/8	5/11	5/10	1/6	4/8	2/7	0/7	3/6			29/85
7+	2/11	2/4	0/3	3/7	4/7	1/3	2/6	2/5	0/7	0/2			16/55
10+	1/7	1/3	0/2	1/2	1/2	0/2	1/2	1/3	0/3	0/1			6/27
TOT	6/15	9/14	4/12	8/16	5/15	6/13	6/12	3/8	3/11	8/11			58/127

Yards	Opponents												Total
	UO	NW	MSU	WVU	UK	UF	UT	AU	UA	WKU	UM	Ark.	
1-3	5/6	1/1	1/2	2/3	0/2	0/2	1/2	1/2	1/1	3/5			15/25
4-6	2/5	1/4	1/2	1/3	0/2	0/2	1/2	0/1	2/2	4/8			12/30
7-9	0/1	0/3	2/3	1/1	3/8	2/4	1/2	1/3	1/5	0/0			11/31
10-14	2/5	0/6	1/3	3/8	0/2	0/3	1/1	2/3	1/2	0/3			8/29
15+	0/2	0/2	1/4	0/2	0/1	0/0	0/3	0/3	0/3	0/2			1/20
4+	4/13	1/15	4/12	5/14	3/13	2/9	3/8	3/10	4/12	4/13			31/105
7+	2/8	0/1	14/10	4/11	3/12	2/7	2/6	3/9	2/10	0/5			18/78
10+	2/7	0/7	2/7	3/11	0/3	0/3	1/4	2/6	1/5	0/5			8/57
TOT	9/19	2/16	6/14	7/17	3/15	2/11	4/10	4/12	5/13	7/18			49/145

## DRIVE SUPERLATIVES

### Longest Drive

No. of Plays	<b>LSU</b> 16 (several) last vs. Tennessee; results in TD
By No. of Yards	99 (16p, 8:44) vs. Tennessee; results in TD
By Time of Possession	8:44 (16p, 99 yds) vs. Tennessee; results in TD

### Shortest Drive

By No. of Plays	<b>LSU</b> 1 (59yds; 0:08) last vs. Western Kentucky; results in TD
By No. of Yards	0 (1p, 0:13) vs. Alabama; results in Interception
By Time of Possession	0:08 (1p, 59 yd) vs. Western Kentucky; results in TD

### Opponents

19 by Oregon (79 yds, 7:41); results in TD
90 by West Virginia (5p, 1:23); results in TD
7:41 by Oregon (19p, 79 yards); results in TD

### Opponents

1 (several) last by Florida.; results in Interception
0 (several) last by Mississippi State; results in Interception
0:07 (1p, 0yds) by Mississippi State; results in Interception

## LSU DRIVE CHARTS

### vs. Oregon

Qtr.	Time	Start	PI-Yds	TOP	Result
1st	13:49	ORE 29	6-12	2:35	FIELD GOAL
1st	10:23	LSU 16	3-4	2:14	Punt
1st	3:39	LSU 29	6-(9)	2:27	Fumble
1st	0:42	LSU 20	4-11	0:59	Punt
2nd	14:43	LSU 45	3-3	0:57	Punt
2nd	5:10	LSU 10	12-75	4:26	TOUCHDOWN
3rd	14:51	LSU 20	7-30	2:47	Punt
3rd	10:41	LSU 36	3-(1)	1:41	Punt
3rd	8:10	ORE 24	5-24	1:55	TOUCHDOWN
3rd	6:15	ORE 41	6-41	3:12	TOUCHDOWN
3rd	2:32	ORE 48	8-33	3:25	FIELD GOAL
4th	9:06	LSU 13	3-6	2:38	PUNT
4th	5:48	ORE 41	5-41	2:56	TOUCHDOWN
4th	0:12	ORE 40	1-(2)	0:12	End of Half

### Northwestern State

Qtr.	Time	Start	PI-Yds	TOP	Result
1st	10:57	LSU 33	6-67	2:54	TOUCHDOWN
1st	3:41	LSU 14	3-(10)	2:16	Punt
2nd	13:56	LSU 37	8-63	4:06	TOUCHDOWN
2nd	9:03	NWLA 15	2-15	0:30	TOUCHDOWN
2nd	5:54	NWLA 40	4-8	1:48	Missed FG
2nd	0:50	LSU 48	5-52	0:30	TOUCHDOWN
3rd	14:57	LSU 41	6-59	2:18	TOUCHDOWN
3rd	8:34	NWLA 49	3-4	0:47	Punt
3rd	6:33	LSU 43	10-57	3:57	TOUCHDOWN
3rd	0:49	LSU 32	15-68	8:13	TOUCHDOWN
4th	6:13	NWLA 45	2-7	0:56	Fumble
4th	4:13	LSU 25	3-5	2:31	Punt

### at Mississippi State

Qtr.	Time	Start	PI-Yds	TOP	Result
1st	13:10	LSU 19	16-77	7:28	FIELD GOAL
1st	00:00	LSU 28	6-29	3:45	Punt
2nd	5:53	LSU 5	10-70	4:35	FIELD GOAL
2nd	0:07	LSU 24	1-(2)	0:07	End of Half
3rd	14:52	LSU 10	6-18	3:10	Punt
3rd	11:35	LSU 22	3-(13)	3:15	Punt
3rd	5:20	LSU 27	9-49	5:20	FIELD GOAL
4th	15:00	LSU 20	7-80	3:04	TOUCHDOWN
4th	11:03	LSU 28	2-3	0:55	Interception
4th	9:25	LSU 21	5-38	3:44	Punt
4th	5:02	MSU 19	4-7	2:09	FIELD GOAL

## OPPONENT DRIVE CHARTS

### vs. Oregon

Qtr.	Time	Start	PI-Yds	TOP	Result
1st	15:00	ORE 13	5-(7)	1:11	Punt
1st	11:08	ORE 35	3-1	0:45	Punt
1st	8:09	ORE 50	12-39	4:14	FIELD GOAL
1st	1:12	LSU 20	4-7	0:30	FIELD GOAL
2nd	14:43	ORE 12	2-(1)	0:49	Interception
2nd	12:57	ORE 21	19-79	7:41	TOUCHDOWN
2nd	0:40	ORE 26	2-7	0:40	End of Half
3rd	12:04	ORE 23	3-(3)	1:23	Punt
3rd	9:00	ORE 06	3-18	0:50	Fumble
3rd	2:57	ORE 10	3-0	0:25	Punt
4th	14:01	ORE 32	13-68	4:47	TOUCHDOWN
4th	6:28	ORE 36	4-5	0:40	Downs
4th	2:46	ORE 30	11-70	2:33	TOUCHDOWN

### Northwestern State

Qtr.	Time	Start	PI-Yds	TOP	Result
1st	15:00	NWLA 24	6-11	4:03	Punt
1st	7:56	NWLA 37	6-23	4:15	Punt
1st	1:25	LSU 39	6-12	2:25	FIELD GOAL
2nd	9:45	NWLA 20	3-(1)	0:42	Interception
2nd	8:27	NWLA 24	3-(5)	2:33	Punt
2nd	4:06	NWLA 32	8-20	3:16	Downs
2nd	0:15	NWLA 18	1-0	0:15	End of Half
3rd	12:32	NWLA 24	7-24	3:58	Downs
3rd	7:47	NWLA 11	5-11	1:14	Punt
3rd	2:29	NWLA 21	3-(2)	1:40	Punt
4th	7:29	NWLA 14	3-5	1:16	Punt
4th	5:17	NWLA 39	3-(3)	1:04	Punt
4th	1:42	NWLA 16	3-1	1:42	End of Half

### at Mississippi State

Qtr.	Time	Start	PI-Yds	TOP	Result
1st	15:00	MSU 36	3-(7)	1:50	Punt
1st	5:37	MSU 34	14-57	5:33	FIELD GOAL
2nd	11:15	MSU 8	13-54	5:22	Punt
2nd	1:13	MSU 32	3-8	1:06	Punt
3rd	11:42	MSU 40	1-0	0:07	Interception
3rd	8:20	MSU 50	7-25	2:54	FIELD GOAL
3rd	1:46	MSU 39	3-12	1:46	Punt
4th	11:49	MSU 30	3-4	0:46	Punt
4th	10:08	MSU 43	3-(5)	0:43	Punt
4th	5:41	MSU 20	2-(10)	0:39	Interception
4th	2:48	MSU 26	9-59	2:48	End of Half

## LSU DRIVE CHARTS

### at West Virginia

Qtr.	Time	Start	Pl-Yds	TOP	Result
1st	13:27	LSU 42	8-58	3:22	TOUCHDOWN
1st	9:01	LSU 50	3-6	1:49	Punt
1st	4:31	LSU 50	7-50	2:42	TOUCHDOWN
2nd	12:24	LSU 30	6-14	2:26	Punt
2nd	8:26	LSU 39	3-61	1:29	TOUCHDOWN
2nd	5:28	LSU 34	3-1	1:00	Punt
2nd	3:36	LSU 44	3-8	2:02	Punt
2nd	0:38	WVU 01	2-1	0:11	TOUCHDOWN
3rd	15:00	LSU 38	9-49	4:07	Missed FG
3rd	8:36	LSU 40	3-1	1:31	Punt
3rd	5:02	LSU 24	5-16	2:23	Punt
4th	14:12	LSU 43	9-57	4:17	TOUCHDOWN
4th	7:59	LSU 45	8-55	4:56	TOUCHDOWN
4th	0:41	LSU 45	1-1	0:41	End of Half

### Kentucky

Qtr.	Time	Start	Pl-Yds	TOP	Result
1st	15:00	LSU 30	3-3	0:59	Punt
1st	12:43	LSU 32	12-68	5:37	TOUCHDOWN
1st	5:30	LSU 37	5-10	1:32	Punt
1st	2:57	LSU 22	3-9	2:21	Punt
2nd	14:49	LSU 36	3-3	1:01	Punt
2nd	11:57	LSU 36	4-64	0:43	TOUCHDOWN
2nd	8:56	LSU 14	8-40	3:42	Punt
2nd	2:30	LSU 21	3-9	1:37	Punt
3rd	13:19	LSU 32	10-68	5:12	TOUCHDOWN
3rd	2:37	LSU 28	7-30	3:37	Punt
4th	12:55	UK 47	6-47	2:16	TOUCHDOWN
4th	4:14	LSU 15	3-8	2:28	Punt

### Florida

Qtr.	Time	Start	Pl-Yds	TOP	Result
1st	12:39	LSU 50	2-50	0:44	TOUCHDOWN
1st	10:06	LSU 43	8-57	3:26	TOUCHDOWN
1st	2:10	UF 47	8-29	3:48	FIELD GOAL
2nd	12:02	LSU 47	5-15	2:50	Punt
2nd	7:33	UF 45	2-45	0:43	TOUCHDOWN
3rd	14:54	LSU 19	6-21	3:42	Punt
3rd	9:46	LSU 44	10-51	5:06	FIELD GOAL
3rd	3:13	LSU 18	3-9	2:24	Punt
3rd	0:36	LSU 19	6-81	3:16	TOUCHDOWN
4th	12:05	LSU 20	4-19	2:44	Punt
4th	8:06	LSU 24	11-76	6:39	TOUCHDOWN

### at Tennessee

Qtr.	Time	Start	Pl-Yds	TOP	Result
1st	13:29	LSU 16	4-17	2:14	Punt
1st	8:18	LSU 34	5-16	2:06	Punt
1st	4:37	LSU 50	5-10	3:49	Punt
1st	0:09	UT 05	2-5	0:13	TOUCHDOWN
2nd	14:07	UT 36	7-36	4:06	TOUCHDOWN
2nd	8:37	LSU 45	3-2	1:43	Punt
2nd	2:16	LSU 34	6-65	2:01	FIELD GOAL
3rd	14:54	LSU 34	12-66	7:01	TOUCHDOWN
3rd	2:39	LSU 01	16-99	8:44	TOUCHDOWN
4th	7:43	LSU 35	10-65	6:08	TOUCHDOWN

## OPPONENT DRIVE CHARTS

### at West Virginia

Qtr.	Time	Start	Pl-Yds	TOP	Result
1st	15:00	WVU 29	4-15	1:33	Punt
1st	10:05	WVU 20	5-24	1:04	Fumble
1st	7:12	WVU 03	8-37	2:41	Interception
1st	1:44	WVU 27	12-73	4:14	TOUCHDOWN
2nd	9:58	WVU 04	4-18	1:32	Punt
2nd	6:53	WVU 16	5-18	1:25	Punt
2nd	4:28	WVU 05	3-4	0:52	Punt
2nd	1:34	WVU 11	5-14	0:56	Interception
2nd	0:23	WVU 27	3-23	0:23	End of Half
3rd	10:53	WVU 20	6-80	2:13	TOUCHDOWN
3rd	7:05	WVU 08	7-41	2:03	Punt
3rd	2:39	WVU 10	5-90	1:23	TOUCHDOWN
3rd	0:54	WVU 25	8-32	1:42	Downs
4th	9:55	WVU 20	6-35	1:56	Fumble
4th	2:58	WVU 02	6-14	2:17	Punt

### Kentucky

Qtr.	Time	Start	Pl-Yds	TOP	Result
1st	14:01	UK 31	3-7	1:18	Punt
1st	7:06	UK 20	3-5	1:36	Punt
1st	3:58	UK 12	3-2	1:01	Punt
1st	0:36	UK 27	3-(7)	0:47	Punt
2nd	13:48	UK 22	3-1	1:51	Punt
2nd	11:01	UK 41	4-10	2:05	Punt
2nd	5:14	UK 20	5-29	2:44	Punt
2nd	0:53	UK 25	4-8	0:53	End of Half
3rd	14:53	UK 30	3-2	1:34	Punt
3rd	8:07	UK 20	8-3	3:37	Fumble
3rd	4:24	UK 23	3-9	1:47	Punt
4th	14:00	UK 20	3-(9)	1:05	Punt
4th	10:31	UK 30	12-70	6:09	TOUCHDOWN
4th	1:46	UK 42	7-30	1:46	End of Half

### Florida

Qtr.	Time	Start	Pl-Yds	TOP	Result
1st	15:00	UF 19	3-8	2:21	Punt
1st	11:55	UF 20	3-4	1:49	Punt
1st	6:33	UF 19	10-29	4:23	Downs
2nd	13:16	UF 37	2-(12)	1:14	Interception
2nd	9:12	UF 02	3-8	1:39	Punt
2nd	6:50	UF 25	14-59	6:42	FIELD GOAL
3rd	11:12	UF 24	3-3	1:26	Punt
3rd	4:34	UF 43	3-3	1:21	Punt
3rd	0:49	UF 35	1-65	0:09	TOUCHDOWN
4th	12:13	UF 38	1-15	0:08	Interception
4th	9:21	UF 42	3-(3)	1:15	Punt
4th	1:21	UF 26	3-20	1:21	End of Half

### at Tennessee

Qtr.	Time	Start	Pl-Yds	TOP	Result
1st	15:00	UT 37	3-6	1:31	Punt
1st	11:15	UT 19	5-30	2:57	Punt
1st	6:12	UT 11	3-8	1:35	Punt
1st	0:48	UT 20	2-38	0:39	Interception
2nd	14:51	UT 11	3-(7)	0:44	Punt
2nd	9:52	UT 20	3-11	1:15	Interception
2nd	6:54	UT 20	10-80	4:30	TOUCHDOWN
2nd	0:15	UT 20	1-(2)	0:15	End of Half
3rd	7:46	UT 23	11-40	5:07	Punt
4th	8:44	LSU 37	4-2	1:01	Downs
4th	1:35	UT 20	4-24	1:35	End of Half

## LSU DRIVE CHARTS

### Auburn

Qtr.	Time	Start	Pl-Yds	TOP	Result
1st	15:00	LSU 24	8-76	3:47	TOUCHDOWN
1st	8:08	LSU 15	6-15	3:07	Punt
1st	1:26	LSU 20	3-9	2:13	Punt
2nd	12:23	LSU 40	3-3	1:58	Punt
2nd	6:57	LSU 40	3-60	1:57	TOUCHDOWN
2nd	3:06	LSU 14	8-86	2:26	TOUCHDOWN
3rd	13:01	LSU 26	6-74	3:19	TOUCHDOWN
3rd	9:42	AU 22	4-22	1:30	TOUCHDOWN
3rd	3:53	LSU 32	11-50	4:57	FIELD GOAL
4th	11:12	LSU 10	5-15	2:59	Punt
4th	2:12	LSU 33	3-9	2:13	End of Half

### at Alabama

Qtr.	Time	Start	Pl-Yds	TOP	Result
1st	12:09	LSU 27	8-31	3:52	Punt
1st	2:17	LSU 33	3-2	1:39	Interception
2nd	12:46	LSU 26	6-35	3:53	Punt
2nd	3:53	LSU 24	11-74	3:53	FIELD GOAL
3rd	15:00	LSU 18	6-12	4:02	Punt
3rd	10:00	LSU 17	1-0	0:13	Interception
3rd	7:56	LSU 31	8-31	4:41	Punt
3rd	1:06	UA 15	4-2	1:53	FIELD GOAL
4th	11:07	LSU 01	3-8	2:07	Punt
4th	4:33	LSU 05	6-40	3:41	Punt
OT	15:00	UA 25	5-17	0:00	FIELD GOAL

### Western Kentucky

Qtr.	Time	Start	Pl-Yds	TOP	Result
1st	15:00	LSU 25	6-34	3:45	Punt
1st	6:26	LSU 41	1-59	0:08	TOUCHDOWN
1st	0:10	LSU 11	5-18	1:38	Punt
2nd	7:36	LSU 32	8-86	4:04	TOUCHDOWN
2nd	0:24	LSU 20	4-38	0:24	End of Half
3rd	11:44	WKU 46	7-46	2:46	TOUCHDOWN
3rd	6:46	LSU 01	3-(1)	1:24	SAFETY
3rd	3:40	WKU 42	2-42	0:47	TOUCHDOWN
3rd	0:05	LSU 28	6-72	1:13	TOUCHDOWN
4th	12:00	LSU 18	14-82	6:15	TOUCHDOWN
4th	1:41	LSU 36	3-18	1:41	End of Half

## OPPONENT DRIVE CHARTS

### Auburn

Qtr.	Time	Start	Pl-Yds	TOP	Result
1st	11:06	AU 18	6-27	2:58	Punt
1st	5:01	AU 33	9-41	3:35	FIELD GOAL
2nd	14:13	AU 19	3-8	1:50	Punt
2nd	10:25	AU 04	7-26	3:28	Punt
2nd	4:53	AU 23	5-39	1:47	Punt
2nd	0:33	AU 29	1-(3)	0:33	End of Half
3rd	15:00	AU 20	5-30	1:59	Punt
3rd	8:05	AU 23	2-(1)	0:38	Interception
3rd	7:20	AU 20	6-10	3:27	Punt
4th	13:51	AU 27	5-20	2:39	Punt
4th	8:13	AU 14	10-86	5:51	TOUCHDOWN

### at Alabama

Qtr.	Time	Start	Pl-Yds	TOP	Result
1st	15:00	UA 30	6-43	2:51	Missed FG
1st	8:17	UA 05	12-62	6:00	Missed FG
1st	0:38	UA 47	7-22	2:52	Missed FG
2nd	8:53	UA 04	10-79	5:00	FIELD GOAL
3rd	10:58	UA 48	3-(3)	0:58	Punt
3rd	9:47	LSU 35	4-6	1:51	FIELD GOAL
3rd	3:15	UA 11	5-30	2:09	Interception
4th	14:13	UA 23	6-49	3:06	Interception
4th	9:00	UA 19	7-30	4:27	Punt
4th	0:52	UA 20	2-2	0:52	Possession
OT	15:00	LSU 25	4-40	0:00	Missed FG

### Western Kentucky

Qtr.	Time	Start	Pl-Yds	TOP	Result
1st	11:15	WKU 06	8-31	4:49	Punt
1st	6:10	WKU 35	10-65	4:44	TOUCHDOWN
1st	1:17	LSU 44	3-(1)	1:07	Punt
2nd	13:32	WKU 38	11-30	5:56	Missed FG
2nd	3:27	WKU 22	9-15	3:03	Punt
3rd	15:00	WKU 20	6-14	3:16	Punt
3rd	8:47	LSU 26	5-25	2:01	Downs
3rd	5:14	WKU 31	3-6	1:34	Interception
3rd	2:46	WKU 25	4-11	2:41	Punt
4th	0:05	WKU 28	3-4	1:48	Punt
4th	5:35	WKU 33	8-31	3:54	Downs



## LSU SUPERLATIVES

### Highs

<b>Points Scored</b>	49 vs. Northwestern State (9/10)
<b>Total Yards</b>	474 vs. Western Kentucky (11/12)
<b>Rushing Yards</b>	291 vs. Western Kentucky (11/12)
<b>Rushing Attempts</b>	52 vs. Tennessee (10/15)
<b>Rushing TDs</b>	5 Northwestern State (9/10)
<b>Passing Yards</b>	225 vs. Northwestern State (9/10)
<b>Passes Completed</b>	21 vs. Mississippi State (9/15)
<b>Passes Attempted</b>	28 vs. West Virginia (9/24)
<b>Passing TDs</b>	3 vs. West Virginia (9/24) and Auburn (10/22)
<b>Passes Intercepted</b>	2 vs. Alabama (11/5)
<b>First Downs</b>	24 vs. Tennessee (10/15)
<b>Penalties</b>	9 vs. Mississippi State (9/15) and Florida (10/8)
<b>Penalty Yards</b>	83 vs. Mississippi State (9/15)
<b>Sacks</b>	6 vs. Auburn (10/22)

### Lows

<b>Points Scored</b>	9 vs. Alabama (11/5)
<b>Total Yards</b>	239 vs. Alabama (11/5)
<b>Rushing Yards</b>	148 vs. Mississippi State (9/15) and Alabama (11/6)
<b>Rushing Attempts</b>	36 vs. Auburn (10/22)
<b>Rushing TDs</b>	0 vs. Mississippi State (9/15) and Alabama (11/6)
<b>Passing Yards</b>	91 vs. Alabama (11/6)
<b>Passes Completed</b>	8 vs. Kentucky (10/1)
<b>Passes Attempted</b>	14 vs. Florida (10/8)
<b>Passing TDs</b>	0 vs. Alabama (11/5)
<b>Passes Intercepted</b>	0 vs. several
<b>First Downs</b>	15 vs. Alabama (11/5)
<b>Penalties</b>	4 vs. Kentucky (10/1)
<b>Penalty Yards</b>	32 vs. Kentucky (10/1)
<b>Sacks</b>	0 vs. several

### Individual

<b>All-Purpose Yds</b>	154 by Morris Claiborne vs. West Virginia (9/24)
<b>Rushing Yards</b>	119 by Alfred Blue vs. Western Kentucky (11/12)
<b>Rushing Carries</b>	26 by Spencer Ware vs. Oregon (9/3)
<b>Rushing TDs</b>	2 by Ford & Ware vs. several; & Hilliard vs. AU (10/22); & Blue vs. WKU (11/12)
<b>Longest Rush</b>	45 by Alfred Blue vs. Western Kentucky (11/12)
<b>Passing Yards</b>	213 by Jarrett Lee vs. vs. Mississippi State (9/15)
<b>Pass Completions</b>	21 by Jarrett Lee vs. Mississippi State (9/15)
<b>Passing Attempts</b>	28 by Jarrett Lee vs. West Virginia (9/24)
<b>Passes Intercepted</b>	2 by Jarrett Lee vs. Alabama (11/5)
<b>Passing TDs</b>	3 by Jarrett Lee vs. West Virginia (9/24)
<b>Longest Pass</b>	59 by Jordan Jefferson vs. Western Kentucky (11/12)
<b>Receiving Yards</b>	127 by Rueben Randle vs. Florida (10/8)
<b>Receptions</b>	8 by Odell Beckham Jr. vs. Mississippi State (9/15)
<b>Receiving TDs</b>	2 by Rueben Randle vs. Auburn (10/22)
<b>Longest Reception</b>	59 by Rueben Randle vs. Western Kentucky (11/12)
<b>FG's Made</b>	4 by Drew Alleman vs. Mississippi State (9/15)
<b>FG's Attempted</b>	4 by Drew Alleman vs. Mississippi State (9/15)
<b>Longest FG Made</b>	44 yd by Drew Alleman vs. Oregon (9/3)
<b>PAT's</b>	6 by Drew Alleman vs. Auburn (10/22) & WKU (11/12)
<b>Punts</b>	8 by Brad Wing vs. Kentucky (10/1)
<b>Punts Average</b>	51.2 by Brad Wing vs. Auburn (10/22)
<b>Longest Punt</b>	73 by Brad Wing vs. Alabama (11/50)
<b>Punt Return Yds</b>	39 by Tyrann Mathieu vs. Western Kentucky (11/12)
<b>Longest Punt Ret.</b>	31 by Jarvis Landry vs. Northwestern State (9/10)
<b>KO Return Yards</b>	154 by Morris Claiborne vs. West Virginia (9/24)
<b>Longest KO Ret.</b>	99 by Morris Claiborne vs. West Virginia (9/24)
<b>Total Tackles</b>	11 by Kevin Minter vs. Western Kentucky (11/12)
<b>Tackles for Loss</b>	3.5 by Bennie Logan vs. Mississippi State (9/15)
<b>Sacks</b>	2 by Mingo vs. AU (10/22) and Montgomery vs. UA (11/5)
<b>Interceptions</b>	2 by Morris Claiborne vs. Mississippi State (9/15)
<b>Int. Return Yards</b>	89 by Morris Claiborne vs. Tennessee (10/15)

## OPPONENT SUPERLATIVES

### Highs

<b>Points Scored</b>	27 by Oregon (9/3)
<b>Total Yards</b>	553 by West Virginia (9/24)
<b>Rushing Yards</b>	129 by Western Kentucky (11/12)
<b>Rushing Attempts</b>	45 by Western Kentucky (11/12)
<b>Rushing TDs</b>	2 by Oregon (9/3)
<b>Passing Yards</b>	463 by West Virginia (9/24)
<b>Passes Completed</b>	38 by West Virginia (9/24)
<b>Passes Attempted</b>	65 by West Virginia (9/24)
<b>Passing TDs</b>	2 by West Virginia
<b>Passes Intercepted</b>	2 by several
<b>First Downs</b>	28 by West Virginia (9/24)
<b>Penalties</b>	12 by Oregon (9/3) and Florida (10/8)
<b>Penalty Yards</b>	95 by Oregon (9/3)
<b>Sacks</b>	2 by Auburn (10/22) and Western Kentucky (11/12)

### Lows

<b>Points Scored</b>	3 by Northwestern State (9/10)
<b>Total Yards</b>	95 by Northwestern State (9/10)
<b>Rushing Yards</b>	-4 by Northwestern State (9/10)
<b>Rushing Attempts</b>	22 by West Virginia (9/24)
<b>Rushing TDs</b>	0 by several
<b>Passing Yards</b>	66 by Kentucky (10/1)
<b>Passes Completed</b>	6 by Tennessee (10/15)
<b>Passes Attempted</b>	16 by Florida (10/8)
<b>Passing TDs</b>	0 by several
<b>Passes Intercepted</b>	0 by Kentucky (10/1)
<b>First Downs</b>	9 by Florida (10/8)
<b>Penalties</b>	5 by Northwestern State (9/10)
<b>Penalty Yards</b>	23 by Kentucky (10/1)
<b>Sacks</b>	0 by West Virginia (9/24) and Kentucky (10/1)

### Individual

<b>All-Purpose Yds</b>	287 by Tavon Austin for West Virginia (9/24)
<b>Rushing Yards</b>	89 by Trent Richardson for Alabama (11/5)
<b>Rushing Carries</b>	28 by Bobby Rainey for Western Kentucky (11/12)
<b>Rushing TDs</b>	1 by several
<b>Longest Rush</b>	29 by Michael Dyer vs. Auburn (10/22)
<b>Passing Yards</b>	463 by Geno Smith for West Virginia (9/24)
<b>Pass Completions</b>	38 by Geno Smith for West Virginia (9/24)
<b>Passing Attempts</b>	65 by Geno Smith for West Virginia (9/24)
<b>Passes Intercepted</b>	2 by several
<b>Passing TDs</b>	2 by Geno Smith for West Virginia (9/24)
<b>Longest Pass</b>	72 by Geno Smith for West Virginia (9/24)
<b>Receiving Yards</b>	187 by Tavon Austin for West Virginia (9/24)
<b>Receptions</b>	11 by Tavon Austin for West Virginia (9/24)
<b>Receiving TDs</b>	1 by several
<b>Longest Reception</b>	72 by Tavon Austin for West Virginia (9/24)
<b>FG's Made</b>	2 by several
<b>FG's Attempted</b>	4 by Cade Foster for Alabama (11/5)
<b>Longest FG Made</b>	46 by Cade Foster for Alabama (11/5)
<b>PAT's</b>	3 by several
<b>Punts</b>	10 by Ryan Tydlacka for Kentucky (10/1)
<b>Punts Average</b>	47.2 by Jackson Rice for Oregon (9/3)
<b>Longest Punt</b>	64 by Ryan Tydlacka for Kentucky (10/1)
<b>Punt Return Yds</b>	9 by Randall Burden for Kentucky (10/1)
<b>Longest Punt Ret.</b>	8 by Kenjon Barner for Oregon (9/3)
<b>KO Return Yards</b>	136 by Antonio Andrews for Western Kentucky (11/12)
<b>Longest KO Ret.</b>	73 by Antonio Andrews for Western Kentucky (11/12)
<b>Total Tackles</b>	16 by Charles Mitchell for Mississippi State (9/15)
<b>Tackles for Loss</b>	2 by several
<b>Sacks</b>	1 by several
<b>Interceptions</b>	1 by Johnthan Banks for Mississippi State (9/15)
<b>Int. Return Yards</b>	14 by Mark Barron for Alabama (11/5)

**2011 LSU Football**  
**LSU Game Results (as of Nov 13, 2011)**  
**All games**

Date	Opponent		Score	Overall	Conference	Time	Attend
Sep 03, 2011	vs #3 Oregon	W	40-27	1-0	0-0	3:23	87711
Sep 10, 2011	NORTHWESTERN ST.	W	49-3	2-0	0-0	2:55	92405
* Sep 15, 2011	at #25 Mississippi State	W	19-6	3-0	1-0	3:04	56924
Sep 24, 2011	at #16 WEST VIRGINIA	W	47-21	4-0	1-0	3:40	62056
* Oct 01, 2011	KENTUCKY	W	35-7	5-0	2-0	3:08	92660
* Oct 08, 2011	#17 FLORIDA	W	41-11	6-0	3-0	3:16	93022
* Oct 15, 2011	at Tennessee	W	38-7	7-0	4-0	3:13	101822
* Oct 22, 2011	#19 AUBURN	W	45-10	8-0	5-0	3:11	93098
* Nov 05, 2011	at #2 Alabama	Wo	9-6	9-0	6-0	3:21	101821
Nov 12, 2011	WESTERN KENTUCKY	W	42-9	10-0	6-0	3:21	92917

**2011 LSU Football**  
**LSU Overall Team Statistics (as of Nov 13, 2011)**  
**All games**

<b>Team Statistics</b>	<b>LS</b>	<b>OPP</b>
SCORING	365	107
Points Per Game	36.5	10.7
FIRST DOWNS	204	148
Rushing	104	51
Passing	77	81
Penalty	23	16
RUSHING YARDAGE	1951	838
Yards gained rushing	2090	1160
Yards lost rushing	139	322
Rushing Attempts	433	321
Average Per Rush	4.5	2.6
Average Per Game	195.1	83.8
TDs Rushing	25	6
PASSING YARDAGE	1739	1694
Comp-Att-Int	131-212-3	164-311-14
Average Per Pass	8.2	5.4
Average Per Catch	13.3	10.3
Average Per Game	173.9	169.4
TDs Passing	18	5
TOTAL OFFENSE	3690	2532
Total Plays	645	632
Average Per Play	5.7	4.0
Average Per Game	369.0	253.2
KICK RETURNS: #-Yards	27-620	59-1228
PUNT RETURNS: #-Yards	26-217	12-7
INT RETURNS: #-Yards	14-207	3-13
KICK RETURN AVERAGE	23.0	20.8
PUNT RETURN AVERAGE	8.3	0.6
INT RETURN AVERAGE	14.8	4.3
FUMBLES-LOST	12-3	19-7
PENALTIES-Yards	64-528	76-609
Average Per Game	52.8	60.9
PUNTS-Yards	46-1965	59-2291
Average Per Punt	42.7	38.8
Net punt average	40.4	34.8
TIME OF POSSESSION/Game	32:29	27:30
3RD-DOWN Conversions	59/126	49/145
3rd-Down Pct	47%	34%
4TH-DOWN Conversions	3/3	6/14
4th-Down Pct	100%	43%
SACKS BY-Yards	24-148	10-55
MISC YARDS	26	0
TOUCHDOWNS SCORED	47	11
FIELD GOALS-ATTEMPTS	13-15	9-14
ON-SIDE KICKS	0-0	0-1
RED-ZONE SCORES	(45-46) 98%	(17-19) 89%
RED-ZONE TOUCHDOWNS	(35-46) 76%	(10-19) 53%
PAT-ATTEMPTS	(44-46) 96%	(10-10) 100%
ATTENDANCE	464102	322623
Games/Avg Per Game	5/92820	4/80656
Neutral Site Games		1/87711

<b>Score by Quarters</b>	<b>1st</b>	<b>2nd</b>	<b>3rd</b>	<b>4th</b>	<b>OT</b>	<b>Total</b>
LSU	61	109	97	95	3	365
Opponents	19	30	30	28	0	107

**2011 LSU Football**  
**LSU Overall Individual Statistics (as of Nov 13, 2011)**  
**All games**

<b>Rushing</b>	<b>gp-gs</b>	<b>att</b>	<b>gain</b>	<b>loss</b>	<b>net</b>	<b>avg</b>	<b>td</b>	<b>lg</b>	<b>avg/g</b>
Spencer Ware	9-8	150	600	20	580	3.9	6	23	64.4
Michael Ford	10-1	101	587	12	575	5.7	6	26	57.5
Alfred Blue	10-1	66	375	4	371	5.6	6	45	37.1
Jordan Jefferson	6-0	42	198	24	174	4.1	2	26	29.0
Kenny Hilliard	9-0	21	91	4	87	4.1	4	25	9.7
Terrence Magee	4-0	20	78	0	78	3.9	1	9	19.5
Russell Shepard	7-4	7	55	3	52	7.4	0	18	7.4
Brad Wing	8-0	1	44	0	44	44.0	0	44	5.5
Jakhari Gore	2-0	8	27	2	25	3.1	0	7	12.5
Odell Beckham, Jr.	10-5	1	15	0	15	15.0	0	15	1.5
Zach Mettenberger	4-0	1	3	0	3	3.0	0	3	0.8
J.C. Copeland	10-3	1	0	0	0	0.0	0	0	0.0
Deangelo Peterson	10-4	1	0	8	-8	-8.0	0	0	-0.8
Jarrett Lee	10-10	6	17	32	-15	-2.5	0	15	-1.5
TEAM	6-0	7	0	30	-30	-4.3	0	0	-5.0
Total	10	433	2090	139	1951	4.5	25	45	195.1
Opponents	10	321	1160	322	838	2.6	6	29	83.8

<b>Passing</b>	<b>gp-gs</b>	<b>effic</b>	<b>comp-att-int</b>	<b>pct</b>	<b>yds</b>	<b>td</b>	<b>lg</b>	<b>avg/g</b>
Jarrett Lee	10-10	151.49	103-166-3	62.0	1289	14	57	128.9
Jordan Jefferson	6-0	176.39	20-34-0	58.8	358	3	59	59.7
Zach Mettenberger	4-0	172.98	8-11-0	72.7	92	1	24	23.0
TEAM	6-0	0.00	0-1-0	0.0	0	0	0	0.0
Total	10	155.88	131-212-3	61.8	1739	18	59	173.9
Opponents	10	94.79	164-311-14	52.7	1694	5	72	169.4

<b>Receiving</b>	<b>gp-gs</b>	<b>no.</b>	<b>yds</b>	<b>avg</b>	<b>td</b>	<b>lg</b>	<b>avg/g</b>
Rueben Randle	10-8	38	733	19.3	8	59	73.3
Odell Beckham, Jr.	10-5	31	392	12.6	2	52	39.2
Deangelo Peterson	10-4	13	135	10.4	1	29	13.5
Russell Shepard	7-4	11	155	14.1	2	37	22.1
Spencer Ware	9-8	8	58	7.2	1	13	6.4
Chase Clement	10-0	6	84	14.0	1	27	8.4
Kadron Boone	10-4	6	65	10.8	2	21	6.5
James Wright	10-1	5	41	8.2	0	13	4.1
Jarvis Landry	10-1	4	43	10.8	0	20	4.3
Michael Ford	10-1	3	7	2.3	0	6	0.7
Mitch Joseph	10-4	2	9	4.5	1	7	0.9
Kenny Hilliard	9-0	2	5	2.5	0	4	0.6
Travis Dickson	5-0	1	10	10.0	0	10	2.0
Alfred Blue	10-1	1	2	2.0	0	2	0.2
Total	10	131	1739	13.3	18	59	173.9
Opponents	10	164	1694	10.3	5	72	169.4

<b>Punt Returns</b>	<b>no.</b>	<b>yds</b>	<b>avg</b>	<b>td</b>	<b>lg</b>
Tyrann Mathieu	17	158	9.3	0	29
Odell Beckham, Jr.	6	33	5.5	0	14
Rueben Randle	2	-5	-2.5	0	3
Jarvis Landry	1	31	31.0	0	31
Total	26	217	8.3	0	31
Opponents	12	7	0.6	0	8

<b>Interceptions</b>	<b>no.</b>	<b>yds</b>	<b>avg</b>	<b>td</b>	<b>lg</b>
Morris Claiborne	4	128	32.0	0	89
Brandon Taylor	2	26	13.0	0	17
Tyrann Mathieu	2	16	8.0	0	16
Eric Reid	2	10	5.0	0	10
Tharold Simon	1	-2	-2.0	0	0
Micahel Brockers	1	0	0.0	0	0
Ron Brooks	1	28	28.0	1	28
Tahj Jones	1	1	1.0	0	1
Total	14	207	14.8	1	89
Opponents	3	13	4.3	0	14

<b>Kick Returns</b>	<b>no.</b>	<b>yds</b>	<b>avg</b>	<b>td</b>	<b>lg</b>
Morris Claiborne	13	383	29.5	1	99
Ron Brooks	4	65	16.2	0	18
Odell Beckham, Jr.	4	97	24.2	0	34
Russell Shepard	2	48	24.0	0	27
Mitch Joseph	1	2	2.0	0	2
Jarvis Landry	1	11	11.0	0	11
Deangelo Peterson	1	5	5.0	0	5
Chase Clement	1	9	9.0	0	9
Total	27	620	23.0	1	99
Opponents	59	1228	20.8	0	73

<b>Fumble Returns</b>	<b>no.</b>	<b>yds</b>	<b>avg</b>	<b>td</b>	<b>lg</b>
Tyrann Mathieu	3	20	6.7	2	23
Eric Reid	1	3	3.0	0	3
Total	4	23	5.8	2	23
Opponents	0	0	0.0	0	0

**2011 LSU Football**  
**LSU Overall Individual Statistics (as of Nov 13, 2011)**  
**All games**

Scoring	td	fg	PAT				dxd	saf	pts
			kick	rush	rcv	pass			
Drew Alleman	-	13-15	44-45	-	-	-	-	-	83
Rueben Randle	8	-	-	-	-	-	-	-	48
Spencer Ware	7	-	-	-	-	-	-	-	42
Michael Ford	6	-	-	-	-	-	-	-	36
Alfred Blue	6	-	-	-	-	-	-	-	36
Kenny Hilliard	4	-	-	-	-	-	-	-	24
Kadron Boone	2	-	-	-	-	-	-	-	12
Odell Beckham, Jr.	2	-	-	-	-	-	-	-	12
Russell Shepard	2	-	-	-	-	-	-	-	12
Jordan Jefferson	2	-	-	-	-	-	-	-	12
Tyrann Mathieu	2	-	-	-	-	-	-	-	12
Terrence Magee	1	-	-	-	-	-	-	-	6
Chase Clement	1	-	-	-	-	-	-	-	6
Deangelo Peterson	1	-	-	-	-	-	-	-	6
Mitch Joseph	1	-	-	-	-	-	-	-	6
Ron Brooks	1	-	-	-	-	-	-	-	6
Morris Claiborne	1	-	-	-	-	-	-	-	6
TEAM	-	-	0-1	-	-	-	-	-	0
Jarrett Lee	-	-	-	-	-	0-1	-	-	0
Total	47	13-15	44-46	-	-	0-1	-	-	365
Opponents	11	9-14	10-10	1-1	-	-	-	1	107

Total Offense	g	plays	rush	pass	total	avg/g
Jarrett Lee	10	172	-15	1289	1274	127.4
Spencer Ware	9	150	580	0	580	64.4
Michael Ford	10	101	575	0	575	57.5
Jordan Jefferson	6	76	174	358	532	88.7
Alfred Blue	10	66	371	0	371	37.1
Zach Mettenberger	4	12	3	92	95	23.8
Kenny Hilliard	9	21	87	0	87	9.7
Terrence Magee	4	20	78	0	78	19.5
Russell Shepard	7	7	52	0	52	7.4
Brad Wing	8	1	44	0	44	5.5
Jakhari Gore	2	8	25	0	25	12.5
Odell Beckham, Jr.	10	1	15	0	15	1.5
Deangelo Peterson	10	1	-8	0	-8	-0.8
TEAM	6	8	-30	0	-30	-5.0
Total	10	645	1951	1739	3690	369.0
Opponents	10	632	838	1694	2532	253.2

Field Goals	fg	pct.	01-19	20-29	30-39	40-49	50-99	lg	blk
Drew Alleman	13-15	86.7	2-2	4-4	4-5	3-3	0-1	44	0

FG Sequence	LSU	Opponents
Oregon	(44),(32)	(29),(30)
Northwestern St.	50	(44)
Mississippi State	(21),(42),(41),(29)	(26),(42)
WEST VIRGINIA	30	-
Kentucky	-	-
Florida	(35),(23)	(34)
Tennessee	(18)	-
Auburn	(36)	(42)
Alabama	(19),(30),(25)	44,50,49,(34),(46),52
Western Kentucky	-	49

Punting	no.	yds	avg	lg	tb	fc	i20	50+	blk
Brad Wing	39	1674	42.9	73	4	9	20	12	1
D.J. Howard	7	272	38.9	53	1	2	3	1	0
TEAM	0	19	0.0	19	0	0	0	0	0
Total	46	1965	42.7	73	5	11	23	13	1
Opponents	59	2291	38.8	64	1	11	14	8	0

Kickoffs	no.	yds	avg	tb	ob	retn	net	ydln
James Hairston	45	2983	66.3	9	0			
Drew Alleman	13	725	55.8	0	0			
D.J. Howard	11	675	61.4	0	0			
Total	69	4383	63.5	9	0	20.8	43.1	26
Opponents	29	1795	61.9	2	0	23.0	39.1	30

Numbers in (parentheses) indicate field goal was made.



**2011 LSU Football**  
**LSU Overall Individual Statistics (as of Nov 13, 2011)**  
**All games**

<u>All Purpose</u>	<u>g</u>	<u>rush</u>	<u>rcv</u>	<u>pr</u>	<u>kr</u>	<u>ir</u>	<u>total</u>	<u>avg/g</u>
Rueben Randle	10	0	733	-5	0	0	728	72.8
Spencer Ware	9	580	58	0	0	0	638	70.9
Michael Ford	10	575	7	0	0	0	582	58.2
Odell Beckham,	10	15	392	33	97	0	537	53.7
Morris Claiborne	10	0	0	0	383	128	511	51.1
Alfred Blue	10	371	2	0	0	0	373	37.3
Russell Shepard	7	52	155	0	48	0	255	36.4
Tyrann Mathieu	9	0	0	158	0	16	174	19.3
Jordan Jefferson	6	174	0	0	0	0	174	29.0
Deangelo Peters	10	-8	135	0	5	0	132	13.2
Chase Clement	10	0	84	0	9	0	93	9.3
Ron Brooks	10	0	0	0	65	28	93	9.3
Kenny Hilliard	9	87	5	0	0	0	92	10.2
Jarvis Landry	10	0	43	31	11	0	85	8.5
Terrence Magee	4	78	0	0	0	0	78	19.5
Kadron Boone	10	0	65	0	0	0	65	6.5
Brad Wing	8	44	0	0	0	0	44	5.5
James Wright	10	0	41	0	0	0	41	4.1
Brandon Taylor	10	0	0	0	0	26	26	2.6
Jakhari Gore	2	25	0	0	0	0	25	12.5
Mitch Joseph	10	0	9	0	2	0	11	1.1
Travis Dickson	5	0	10	0	0	0	10	2.0
Eric Reid	10	0	0	0	0	10	10	1.0
Zach Mettenber	4	3	0	0	0	0	3	0.8
Tahj Jones	10	0	0	0	0	1	1	0.1
Tharold Simon	9	0	0	0	0	-2	-2	-0.2
Jarrett Lee	10	-15	0	0	0	0	-15	-1.5
TEAM	6	-30	0	0	0	0	-30	-5.0
Total	10	1951	1739	217	620	207	4734	473.4
Opponents	10	838	1694	7	1228	13	3780	378.0

**2011 LSU Football**  
**LSU Overall Defensive Statistics (as of Nov 13, 2011)**  
**All games**

##	Defensive Leaders	gp-gs	Tackles				Sacks no-yds	Pass defense			Fumbles		blkd	
			ua	a	tot	tfl/yds		int-yds	brup	qbh	rcv-yds	ff	kick	saf
1	Eric Reid	10-10	38	19	57	2.0-10	.	2-10	2	.	1-3	2	.	.
18	Brandon Taylor	10-10	30	27	57	3.5-13	.	2-26	5	.	.	.	.	.
7	Tyrann Mathieu	9-9	37	17	54	5.5-41	1.5-10	2-16	6	2	3-20	4	.	.
22	Ryan Baker	9-9	15	35	50	2.0-8	0.5-5	.	.	1	.	.	.	.
46	Kevin Minter	10-7	11	33	44	2.5-8	.	.	.	.	.	1	.	.
93	Bennie Logan	10-9	14	24	38	5.0-14	2.0-11	.	1	1	.	.	1	.
17	Morris Claiborne	10-10	22	16	38	1.0-1	.	4-128	5	1	.	.	.	.
99	Sam Montgomery	10-10	17	19	36	10.0-41	7.0-36	.	.	1	.	1	.	.
90	Micahel Brockers	10-10	13	21	34	6.5-13	1.0-4	1-0	1	4	.	.	.	.
24	Tharold Simon	9-1	23	11	34	2.5-5	.	1--2	8	1	.	.	.	.
49	Barkevious Mingo	10-0	12	17	29	8.5-58	5.0-44	.	1	5	.	1	.	.
58	Tahj Jones	10-1	7	15	22	1.5-3	1.0-3	1-1	1	.	1-0	.	.	.
37	Karnell Hatcher	9-3	8	13	21	.	.	.	1	3	.	.	.	.
13	Ron Brooks	10-2	12	6	18	4.5-15	1.5-6	1-28	5	3	1-0	1	.	.
89	Lavar Edwards	10-1	6	11	17	2.5-7	.	.	2	2	1-0	.	.	.
36	Derrick Bryant	9-0	8	9	17	2.0-8	1.0-7	.	1	.	.	.	.	.
57	Lamin Barrow	9-1	3	12	15	1.0-5	.	.	.	.	.	.	.	.
94	Kendrick Adams	8-8	6	8	14	3.5-15	1.5-7	.	1	1	.	.	.	.
4	Alfred Blue	10-1	7	7	14	.	.	.	.	.	.	.	.	.
59	Jermauria Rasco	6-0	6	6	12	2.5-14	1.0-10	.	.	.	.	.	.	.
9F	Ego Ferguson	9-0	3	9	12	0.5-0	.	.	1	.	.	.	.	.
6	Craig Loston	8-0	6	6	12	.	.	.	.	.	.	1	.	.
52	Luke Muncie	10-0	4	7	11	0.5-0	.	.	1	.	.	.	.	.
23	Stefoin Francois	9-7	2	7	9	1.0-2	.	.	.	.	.	.	.	.
56	Anthony Johnson	10-0	4	5	9	2.5-9	1.0-5	.	.	.	.	.	.	.
97	Dennis Johnson	7-0	.	7	7	0.5-8	.	.	.	.	.	.	.	.
80	Jarvis Landry	10-1	3	4	7	.	.	.	.	.	.	.	.	.
77	Josh Downs	8-1	2	4	6	0.5-1	.	.	.	.	.	.	.	.
87	Chancey Aghayere	7-0	.	3	3	.	.	.	.	.	.	.	.	.
29	Sam Gibson	3-0	1	2	3	.	.	.	.	.	.	.	.	.
40	Rockey Duplessis	8-0	2	1	3	.	.	.	.	.	.	.	.	.
48	Seth Fruge	9-0	1	1	2	.	.	.	.	.	.	.	.	.
31	D.J. Welter	4-0	.	2	2	.	.	.	.	.	.	.	.	.
47	Tyler Edwards	10-0	.	1	1	.	.	.	.	.	.	.	.	.
44	J.C. Copeland	10-3	.	1	1	.	.	.	.	.	.	.	.	.
30	Drew Alleman	10-0	.	1	1	.	.	.	.	.	.	.	.	.
27	Kenny Hilliard	9-0	.	1	1	.	.	.	.	.	.	.	.	.
10	Russell Shepard	7-4	1	.	1	.	.	.	.	.	.	.	.	.
98	Jordan Allen	2-0	1	.	1	.	.	.	.	.	.	.	.	.
Total		10	325	388	713	72-299	24-148	14-207	42	25	7-23	11	1	.
Opponents		10	294	540	834	44-116	10-55	3-13	25	8	3-0	6	1	1

**2011 LSU Football**  
**LSU Team Game-by-Game (as of Nov 13, 2011)**  
**All games**

**TEAM STATISTICS**

		Rushing				Receiving				Passing				Kick Returns				Punt Returns				tot
Date	Opponent	no.	yds	td	lg	no.	yds	td	lg	cmp-att-int	yds	td	lg	no.	yds	td	lg	no.	yds	td	lg	off
Sep 03	vs Oregon	48	175	3	20	10	98	1	29	10-22-0	98	1	29	4	83	0	25	3	26	0	15	273
Sep 10	NORTHWESTERN ST.	45	175	5	26	17	225	2	43	17-21-0	225	2	43	2	7	0	5	4	26	0	31	400
Sep 15	at Mississippi State	38	148	0	23	21	213	1	31	21-27-1	213	1	31	3	71	0	33	2	-8	0	0	361
Sep 24	at WEST VIRGINIA	41	186	3	22	16	180	3	52	16-28-0	180	3	52	4	165	1	99	3	34	0	12	366
Oct 01	KENTUCKY	46	179	3	14	8	169	1	51	8-21-0	169	1	51	2	39	0	24	2	30	0	19	348
Oct 08	FLORIDA	49	238	3	44	10	215	2	57	10-14-0	215	2	57	3	42	0	19	3	15	0	9	453
Oct 15	at Tennessee	49	237	2	18	14	146	3	45	14-20-0	146	3	45	2	68	0	34	3	32	0	12	383
Oct 22	AUBURN	36	174	2	25	16	219	3	46	16-23-0	219	3	46	2	48	0	27	1	14	0	14	393
Nov 05	at Alabama	41	148	0	18	9	91	0	34	9-17-2	91	0	34	3	49	0	18	1	0	0	0	239
Nov 12	WESTERN KENTUCKY	40	291	4	45	10	183	2	59	10-19-0	183	2	59	2	48	0	27	4	48	0	29	474
LSU		433	1951	25	45	131	1739	18	59	131-212-3	1739	18	59	27	620	1	99	26	217	0	31	3690
		321	838	6	29	164	1694	5	72	164-311-14	1694	5	72	59	1228	0	73	12	7	0	8	2532

Games played: 10

Avg per rush: 4.5

Avg per catch: 13.3

Pass efficiency: 155.88

Kick ret avg: 23.0

Punt ret avg: 8.3

All purpose avg/game: 473.4

Total offense avg/gm: 369.0

		Tackles				Sacks	Fumble		Pass Defense			Blkd	PAT Attempts					
Date	Opponent	ua	a	total	tfl-yds	no-yds	ff	fr-yds	int-yds	qbh	brup	kick	kick	rush	rcv	saf	pts	
Sep 03	vs Oregon	42	42	84	6.0-10	0.0-0	3	3-6	1--2	0	6	0	4-5	0	0	0	40	
Sep 10	NORTHWESTERN ST.	27	44	71	9.0-28	1.0-3	0	0-0	1-0	3	3	0	7-7	0	0	0	49	
Sep 15	at Mississippi State	48	14	62	16.0-65	6.0-37	1	0-0	2-6	1	4	0	1-1	0	0	0	19	
Sep 24	at WEST VIRGINIA	50	16	66	3.0-4	0.0-0	1	2--6	2-25	0	8	0	5-6	0	0	0	47	
Oct 01	KENTUCKY	17	68	85	10.0-34	5.0-24	2	1-23	0-0	4	7	0	5-5	0	0	0	35	
Oct 08	FLORIDA	18	52	70	4.0-16	1.0-5	1	0-0	2-17	2	2	0	5-5	0	0	0	41	
Oct 15	at Tennessee	29	16	45	3.0-17	0.0-0	0	0-0	2-99	4	5	0	5-5	0	0	0	38	
Oct 22	AUBURN	35	40	75	10.0-60	6.0-56	2	1-0	1-28	4	2	0	6-6	0	0	0	45	
Nov 05	at Alabama	30	32	62	6.0-26	2.0-6	1	0-0	2-33	2	2	1	0-0	0	0	0	9	
Nov 12	WESTERN KENTUCKY	29	64	93	5.0-39	3.0-17	0	0-0	1-1	5	3	0	6-6	0	0	0	42	
LSU		325	388	713	72.0-299	24.0-148	11	7-23	14-207	25	42	1	44-46	0	0	0	365	
		294	540	834	44.0-116	10.0-55	6	3-0	3-13	8	25	1	10-10	1	0	1	107	

		Punting										Field Goals			Kickoffs				
Date	Opponent	no.	yds	avg	long	blkd	tb	fc	50+	i20	md-att	long	blkd	no.	yds	avg	tb	ob	
Sep 03	vs Oregon	6	248	41.3	58	0	0	1	2	2	2-2	44	0	8	481	60.1	0	0	
Sep 10	NORTHWESTERN ST.	3	123	41.0	53	0	0	1	1	2	0-1	0	0	8	500	62.5	0	0	
Sep 15	at Mississippi State	4	149	37.2	41	0	1	1	0	1	4-4	42	0	6	322	53.7	0	0	
Sep 24	at WEST VIRGINIA	6	292	48.7	60	0	0	2	4	6	0-1	0	0	8	531	66.4	2	0	
Oct 01	KENTUCKY	8	335	41.9	50	0	2	2	1	1	0-0	0	0	6	400	66.7	2	0	
Oct 08	FLORIDA	3	136	45.3	45	1	0	0	0	1	2-2	35	0	8	497	62.1	1	0	
Oct 15	at Tennessee	4	180	45.0	53	0	2	1	1	2	1-1	18	1	7	471	67.3	2	0	
Oct 22	AUBURN	4	205	51.2	56	0	0	1	3	3	1-1	36	0	8	533	66.6	1	0	
Nov 05	at Alabama	6	229	38.2	73	0	0	2	1	4	3-3	30	0	2	136	68.0	0	0	
Nov 12	WESTERN KENTUCKY	2	68	34.0	35	0	0	0	0	1	0-0	0	0	8	512	64.0	1	0	
LSU		46	1965	42.7	73	1	5	11	13	23	13-15	44	1	69	4383	63.5	9	0	
		59	2291	38.8	64	0	1	11	8	14	9-14	46	1	29	1795	61.9	2	0	

**2011 LSU Football**  
**LSU Opponent Game-by-Game (as of Nov 13, 2011)**  
**All games**

**OPPONENT STATISTICS**

		Rushing				Receiving				Passing				Kick Returns				Punt Returns				tot		
Date	Opponent	no.	yds	td	lg	no.	yds	td	lg	cmp	att	int	yds	td	lg	no.	yds	td	lg	no.	yds	td	lg	off
Sep 03	vs Oregon	28	95	2	13	31	240	1	18	31-54-1	240	1	18	8	150	0	26	4	-10	0	8		335	
Sep 10	NORTHWESTERN ST.	27	-4	0	6	17	99	0	25	17-29-1	99	0	25	8	132	0	28	1	-1	0	0		95	
Sep 15	at Mississippi State	34	52	0	15	15	141	0	23	15-25-2	141	0	23	6	99	0	25	0	0	0	0		193	
Sep 24	at WEST VIRGINIA	22	70	1	17	38	463	2	72	38-65-2	463	2	72	6	100	0	26	0	0	0	0		533	
Oct 01	KENTUCKY	39	89	0	17	7	66	1	19	7-25-0	66	1	19	4	99	0	33	2	9	0	5		155	
Oct 08	FLORIDA	32	113	0	25	9	100	1	65	9-16-2	100	1	65	6	139	0	37	2	7	0	7		213	
Oct 15	at Tennessee	29	111	1	22	6	128	0	44	6-20-2	128	0	44	5	135	0	60	0	0	0	0		239	
Oct 22	AUBURN	34	87	1	29	14	161	0	30	14-24-1	161	0	30	7	135	0	25	2	2	0	7		248	
Nov 05	at Alabama	31	96	0	24	16	199	0	39	16-29-2	199	0	39	2	49	0	26	0	0	0	0		295	
Nov 12	WESTERN KENTUCKY	45	129	1	17	11	97	0	14	11-24-1	97	0	14	7	190	0	73	1	0	0	0		226	
Opponents		321	838	6	29	164	1694	5	72	164-311-14	1694	5	72	59	1228	0	73	12	7	0	8		2532	
		433	1951	25	45	131	1739	18	59	131-212-3	1739	18	59	27	620	1	99	26	217	0	31		3690	

Games played: 10

Avg per rush: 2.6

Avg per catch: 10.3

Pass efficiency: 94.79

Kick ret avg: 20.8

Punt ret avg: 0.6

All purpose avg/game: 378.0

Total offense avg/gm: 253.2

		Tackles				Sacks	Fumble		Pass Defense			Blkd	PAT Attempts					
Date	Opponent	ua	a	total	tfl-yds	no-yds	ff	fr-yds	int-yds	qbh	brup	kick	kick	rush	rcv	saf	pts	
Sep 03	vs Oregon	25	68	93	5.0-10	1.0-6	1	1-0	0-0	0	5	0	3-3	0	0	0	27	
Sep 10	NORTHWESTERN ST.	33	56	89	5.0-18	1.0-11	3	1-0	0-0	0	1	0	0-0	0	0	0	3	
Sep 15	at Mississippi State	38	44	82	3.0-10	1.0-7	0	0-0	1-1	0	3	0	0-0	0	0	0	6	
Sep 24	at WEST VIRGINIA	38	40	78	5.0-14	0.0-0	0	0-0	0-0	0	3	0	3-3	0	0	0	21	
Oct 01	KENTUCKY	19	66	85	3.0-7	0.0-0	0	0-0	0-0	1	3	0	1-1	0	0	0	7	
Oct 08	FLORIDA	18	84	102	5.0-15	1.0-8	0	0-0	0-0	0	2	1	0-0	1	0	0	11	
Oct 15	at Tennessee	48	30	78	4.0-8	1.0-3	0	0-0	0-0	2	0	0	1-1	0	0	0	7	
Oct 22	AUBURN	17	64	81	5.0-11	2.0-6	0	0-0	0-0	0	3	0	1-1	0	0	0	10	
Nov 05	at Alabama	31	46	77	5.0-8	1.0-3	0	0-0	2-14	5	0	0	0-0	0	0	0	6	
Nov 12	WESTERN KENTUCKY	27	42	69	4.0-15	2.0-11	2	1-0	0-0	0	5	0	1-1	0	0	1	9	
Opponents		294	540	834	44.0-116	10.0-55	6	3-0	3-13	8	25	1	10-10	1	0	1	107	
		325	388	713	72.0-299	24.0-148	11	7-23	14-207	25	42	1	44-46	0	0	0	365	

		Punting										Field Goals			Kickoffs				
Date	Opponent	no.	yds	avg	long	blkd	tb	fc	50+	i20	md-att	long	blkd	no.	yds	avg	tb	ob	
Sep 03	vs Oregon	4	189	47.2	53	0	0	1	1	1	2-2	30	0	5	336	67.2	1	0	
Sep 10	NORTHWESTERN ST.	7	239	34.1	41	0	0	3	0	1	1-1	44	0	2	69	34.5	0	0	
Sep 15	at Mississippi State	6	221	36.8	47	0	1	2	0	1	2-2	42	0	3	188	62.7	0	0	
Sep 24	at WEST VIRGINIA	6	232	38.7	58	0	0	0	3	0	0-0	0	0	4	237	59.2	0	0	
Oct 01	KENTUCKY	10	424	42.4	64	0	0	0	2	1	0-0	0	0	2	134	67.0	0	0	
Oct 08	FLORIDA	6	224	37.3	42	0	0	0	0	1	1-1	34	0	3	185	61.7	0	0	
Oct 15	at Tennessee	5	189	37.8	42	0	0	1	0	2	0-0	0	0	2	140	70.0	0	0	
Oct 22	AUBURN	7	246	35.1	52	0	0	4	1	3	1-1	42	0	3	201	67.0	1	0	
Nov 05	at Alabama	2	79	39.5	41	0	0	0	0	2	2-6	46	1	3	186	62.0	0	0	
Nov 12	WESTERN KENTUCKY	6	248	41.3	50	0	0	0	1	2	0-1	0	0	2	119	59.5	0	0	
Opponents		59	2291	38.8	64	0	1	11	8	14	9-14	46	1	29	1795	61.9	2	0	
		46	1965	42.7	73	1	5	11	13	23	13-15	44	1	69	4383	63.5	9	0	

Player Game-by-Game Statistics

PASSING						
Jarrett Lee	Att	Cmp	Int	Yds	TD	Lng
vs. Oregon	22	10	0	98	1	29
Northwestern State	10	9	0	133	1	43
at Mississippi State	27	21	1	213	1	31
at West Virginia	28	16	0	180	3	52
Kentucky	21	8	0	169	1	51
Florida	10	7	0	154	1	57
at Tennessee	17	13	0	138	3	45
Auburn	20	14	0	165	2	46
at Alabama	7	3	2	24	0	13
Western Kentucky	4	2	0	15	1	10
at Ole Miss						
Arkansas						
TOTALS	166	103	3	1,289	14	57

Jordan Jefferson	Att	Cmp	Int	Yds	TD	Lng
vs. Oregon	-- DNP --					
Northwestern State	-- DNP --					
at Mississippi State	-- DNP --					
at West Virginia	-- DNP --					
Kentucky	0	0	0	0	0	0
Florida	4	3	0	61	1	37
at Tennessee	3	1	0	8	0	8
Auburn	3	2	0	54	1	42
at Alabama	10	6	0	67	0	34
Western Kentucky	14	8	0	168	1	59
at Ole Miss						
Arkansas						
TOTALS	34	20	0	358	3	59

Zach Mettenberger	Att	Cmp	Int	Yds	TD	Lng
vs. Oregon	-- DNP --					
Northwestern State	11	8	0	92	1	24
at Mississippi State	-- DNP --					
at West Virginia	0	0	0	0	0	0
Kentucky	0	0	0	0	0	0
Florida	-- DNP --					
at Tennessee	-- DNP --					
Auburn	-- DNP --					
at Alabama	-- DNP --					
Western Kentucky	-- DNP --					
at Ole Miss						
Arkansas						
TOTALS	11	8	0	92	1	24

RUSHING						
Spencer Ware	Att	Gn	Ls	Net	TD	Lng
vs. Oregon	26	101	2	99	1	16
Northwestern State	6	20	0	20	2	8
at Mississippi State	22	109	2	107	0	23
at West Virginia	23	97	5	92	0	16
Kentucky	4	6	1	5	0	3
Florida	24	113	4	109	2	18
at Tennessee	23	84	4	80	1	16
Auburn	-- DNP --					
at Alabama	16	31	2	29	0	6
Western Kentucky	6	39	0	39	0	21
at Ole Miss						
Arkansas						
TOTALS	150	600	20	580	6	23

Michael Ford	Att	Gn	Ls	Net	TD	Lng
vs. Oregon	14	98	2	96	2	20
Northwestern State	13	73	1	72	2	26
at Mississippi State	13	50	0	50	0	11
at West Virginia	12	83	1	82	2	22
Kentucky	9	28	6	22	0	9
Florida	1	2	0	2	0	2
at Tennessee	5	35	0	35	0	13
Auburn	12	82	0	82	0	23
at Alabama	11	73	1	72	0	15
Western Kentucky	11	63	1	62	0	13
at Ole Miss						
Arkansas						
TOTALS	101	587	12	575	6	26

Alfred Blue	Att	Gn	Ls	Net	TD	Lng
vs. Oregon	1	2	0	2	0	2
Northwestern State	15	53	0	53	1	9
at Mississippi State	0	0	0	0	0	0
at West Virginia	2	21	0	21	1	18
Kentucky	16	72	0	72	1	14
Florida	14	73	3	70	1	20
at Tennessee	4	17	0	17	0	8
Auburn	5	18	1	17	0	5
at Alabama	0	0	0	0	0	0
Western Kentucky	9	119	0	119	2	45
at Ole Miss						
Arkansas						
TOTALS	66	375	4	371	6	45

Kenny Hilliard	Att	Gn	Ls	Net	TD	Lng
vs. Oregon	2	3	0	3	0	3
Northwestern State	1	0	1	-1	0	0
at Mississippi State	0	0	0	0	0	0
at West Virginia	-- DNP --					
Kentucky	0	0	0	0	0	0
Florida	1	5	0	5	0	5
at Tennessee	1	13	0	13	0	13
Auburn	10	65	0	65	2	25
at Alabama	2	2	0	2	0	2
Western Kentucky	4	3	3	0	2	1
at Ole Miss						
Arkansas						
TOTALS	21	91	4	87	4	18

Terrence Magee	Att	Gn	Ls	Net	TD	Lng
vs. Oregon	-- DNP --					
Northwestern State	-- DNP --					
at Mississippi State	-- DNP --					
at West Virginia	-- DNP --					
Kentucky	12	38	0	38	1	8
Florida	3	9	0	9	0	6
at Tennessee	-- DNP --					
Auburn	3	14	0	14	0	7
at Alabama	-- DNP --					
Western Kentucky	2	17	0	17	0	9
at Ole Miss						
Arkansas						
TOTALS	20	78	0	78	1	9

Jordan Jefferson	Att	Gn	Ls	Net	TD	Lng
vs. Oregon	-- DNP --					
Northwestern State	-- DNP --					
at Mississippi State	-- DNP --					
at West Virginia	-- DNP --					
Kentucky	4	29	0	29	1	12
Florida	4	7	0	7	0	3
at Tennessee	14	77	4	73	1	18
Auburn	4	8	6	2	0	8
at Alabama	11	46	3	43	0	18
Western Kentucky	5	31	11	20	0	26
at Ole Miss						
Arkansas						
TOTALS	42	198	24	174	2	26

Russell Shepard	Att	Gn	Ls	Net	TD	Lng
vs. Oregon	-- DNP --					
Northwestern State	-- DNP --					
at Mississippi State	-- DNP --					
at West Virginia	1	3	0	3	0	3
Kentucky	1	13	0	13	0	13
Florida	0	0	0	0	0	0
at Tennessee	2	19	0	19	0	10
Auburn	1	0	3	-3	0	0
at Alabama	1	2	0	2	0	2
Western Kentucky	1	18	0	18	0	18
at Ole Miss						
Arkansas						
TOTALS	7	55	3	52	0	18



# Player Game-by-Game Statistics

	RECEIVING			
<b>Rueben Randle</b>	<b>Rec</b>	<b>Yds</b>	<b>TD</b>	<b>Lng</b>
vs. Oregon	1	10	1	10
Northwestern State	5	121	0	43
at Mississippi State	6	98	1	31
at West Virginia	6	53	1	16
Kentucky	1	37	0	37
Florida	4	127	1	57
at Tennessee	5	86	1	45
Auburn	5	106	2	46
at Alabama	2	19	0	13
Western Kentucky	3	76	1	59
at Ole Miss				
Arkansas				
<b>TOTALS</b>	<b>38</b>	<b>733</b>	<b>8</b>	<b>59</b>
<b>Russell Shepard</b>	<b>Rec</b>	<b>Yds</b>	<b>TD</b>	<b>Lng</b>
vs. Oregon	-- DNP --			
Northwestern State	-- DNP --			
at Mississippi State	-- DNP --			
at West Virginia	1	16	0	16
Kentucky	2	35	0	22
Florida	2	41	0	37
at Tennessee	1	14	1	14
Auburn	3	10	1	10
at Alabama	2	39	0	34
Western Kentucky	0	0	0	0
at Ole Miss				
Arkansas				
<b>TOTALS</b>	<b>11</b>	<b>155</b>	<b>2</b>	<b>37</b>
<b>James Wright</b>	<b>Rec</b>	<b>Yds</b>	<b>TD</b>	<b>Lng</b>
vs. Oregon	0	0	0	0
Northwestern State	2	20	0	13
at Mississippi State	1	11	0	11
at West Virginia	1	3	0	3
Kentucky	0	0	0	0
Florida	0	0	0	0
at Tennessee	0	0	0	0
Auburn	1	7	0	7
at Alabama	0	0	0	0
Western Kentucky	0	0	0	0
at Ole Miss				
Arkansas				
<b>TOTALS</b>	<b>5</b>	<b>41</b>	<b>0</b>	<b>13</b>
<b>Kadron Boone</b>	<b>Rec</b>	<b>Yds</b>	<b>TD</b>	<b>Lng</b>
vs. Oregon	0	0	0	0
Northwestern State	2	28	1	19
at Mississippi State	1	6	0	6
at West Virginia	1	5	0	5
Kentucky	0	0	0	0
Florida	1	21	0	21
at Tennessee	0	0	0	0
Auburn	0	0	0	0
at Alabama	0	0	0	0
Western Kentucky	1	5	1	5
at Ole Miss				
Arkansas				
<b>TOTALS</b>	<b>6</b>	<b>65</b>	<b>2</b>	<b>21</b>
<b>Odell Beckham, Jr.</b>	<b>Rec</b>	<b>Yds</b>	<b>TD</b>	<b>Lng</b>
vs. Oregon	2	10	0	6
Northwestern State	5	40	0	11
at Mississippi State	8	61	0	13
at West Virginia	2	82	1	52
Kentucky	3	75	1	51
Florida	0	0	0	0
at Tennessee	4	24	0	8
Auburn	3	42	0	23
at Alabama	2	16	0	13
Western Kentucky	2	42	0	29
at Ole Miss				
Arkansas				
<b>TOTALS</b>	<b>31</b>	<b>392</b>	<b>2</b>	<b>52</b>

<b>Deangelo Peterson</b>	<b>Rec</b>	<b>Yds</b>	<b>TD</b>	<b>Lng</b>
vs. Oregon	4	62	0	29
Northwestern State	1	9	1	9
at Mississippi State	0	0	0	0
at West Virginia	1	2	0	2
Kentucky	2	22	0	11
Florida	1	22	0	22
at Tennessee	2	8	0	7
Auburn	1	12	0	12
at Alabama	1	-2	0	0
Western Kentucky	0	0	0	0
at Ole Miss				
Arkansas				
<b>TOTALS</b>	<b>13</b>	<b>135</b>	<b>1</b>	<b>29</b>
<b>Chase Clement</b>	<b>Rec</b>	<b>Yds</b>	<b>TD</b>	<b>Lng</b>
vs. Oregon	0	0	0	0
Northwestern State	0	0	0	0
at Mississippi State	0	0	0	0
at West Virginia	1	1	1	1
Kentucky	0	0	0	0
Florida	0	0	0	0
at Tennessee	0	0	0	0
Auburn	2	40	0	27
at Alabama	2	19	0	14
Western Kentucky	1	24	0	24
at Ole Miss				
Arkansas				
<b>TOTALS</b>	<b>6</b>	<b>84</b>	<b>1</b>	<b>27</b>
<b>Jarvis Landry</b>	<b>Rec</b>	<b>Yds</b>	<b>TD</b>	<b>Lng</b>
vs. Oregon	1	3	0	3
Northwestern State	0	0	0	0
at Mississippi State	2	20	0	18
at West Virginia	0	0	0	0
Kentucky	0	0	0	0
Florida	0	0	0	0
at Tennessee	0	0	0	0
Auburn	0	0	0	0
at Alabama	0	0	0	0
Western Kentucky	1	20	0	20
at Ole Miss				
Arkansas				
<b>TOTALS</b>	<b>4</b>	<b>43</b>	<b>0</b>	<b>20</b>
<b>Spencer Ware</b>	<b>Rec</b>	<b>Yds</b>	<b>TD</b>	<b>Lng</b>
vs. Oregon	1	9	0	9
Northwestern State	1	10	0	10
at Mississippi State	0	0	0	0
at West Virginia	3	18	0	11
Kentucky	0	0	0	0
Florida	1	2	0	2
at Tennessee	1	13	1	13
Auburn	-- DNP --			
at Alabama	0	0	0	0
Western Kentucky	1	6	0	6
at Ole Miss				
Arkansas				
<b>TOTALS</b>	<b>8</b>	<b>58</b>	<b>1</b>	<b>13</b>
<b>Michael Ford</b>	<b>Rec</b>	<b>Yds</b>	<b>TD</b>	<b>Lng</b>
vs. Oregon	1	4	0	4
Northwestern State	1	-3	0	0
at Mississippi State	1	6	0	6
at West Virginia	0	0	0	0
Kentucky	0	0	0	0
Florida	0	0	0	0
at Tennessee	0	0	0	0
Auburn	0	0	0	0
at Alabama	0	0	0	0
Western Kentucky	0	0	0	0
at Ole Miss				
Arkansas				
<b>TOTALS</b>	<b>3</b>	<b>7</b>	<b>0</b>	<b>6</b>

Player Game-by-Game Statistics

RETURN YARDAGE

	Kickoff Returns			Punt Returns		
	No.	Yds	Lng	No.	Yds	Lng
<b>Tyrann Mathieu</b>						
vs. Oregon	0	0	0	3	26	15
Northwestern State	0	0	0	1	3	3
at Mississippi State	0	0	0	2	-8	0
at West Virginia	0	0	0	3	34	12
Kentucky	0	0	0	2	30	19
Florida	0	0	0	2	12	9
at Tennessee	0	0	0	2	22	12
Auburn	-- DNP --					
at Alabama	0	0	0	0	0	0
Western Kentucky	0	0	0	2	39	29
at Ole Miss						
Arkansas						
<b>TOTALS</b>	<b>0</b>	<b>0</b>	<b>0</b>	<b>17</b>	<b>158</b>	<b>29</b>

	Kickoff Returns			Punt Returns		
	No.	Yds	Lng	No.	Yds	Lng
<b>Rueben Randle</b>						
vs. Oregon	0	0	0	0	0	0
Northwestern State	0	0	0	1	-8	0
at Mississippi State	0	0	0	0	0	0
at West Virginia	0	0	0	0	0	0
Kentucky	0	0	0	0	0	0
Florida	0	0	0	1	3	3
at Tennessee	0	0	0	0	0	0
Auburn	0	0	0	0	0	0
at Alabama	0	0	0	0	0	0
Western Kentucky	0	0	0	0	0	0
at Ole Miss						
Arkansas						
<b>TOTALS</b>	<b>0</b>	<b>0</b>	<b>0</b>	<b>2</b>	<b>-5</b>	<b>3</b>

	Kickoff Returns			Punt Returns		
	No.	Yds	Lng	No.	Yds	Lng
<b>Morris Claiborne</b>						
vs. Oregon	4	83	25	0	0	0
Northwestern State	0	0	0	0	0	0
at Mississippi State	2	55	33	0	0	0
at West Virginia	3	154	99*	0	0	0
Kentucky	1	24	24	0	0	0
Florida	2	33	19	0	0	0
at Tennessee	0	0	0	0	0	0
Auburn	0	0	0	0	0	0
at Alabama	0	0	0	0	0	0
Western Kentucky	0	0	0	0	0	0
at Ole Miss						
Arkansas						
<b>TOTALS</b>	<b>12</b>	<b>349</b>	<b>99</b>	<b>0</b>	<b>0</b>	<b>0</b>

	Kickoff Returns			Punt Returns		
	No.	Yds	Lng	No.	Yds	Lng
<b>Ron Brooks</b>						
vs. Oregon	0	0	0	0	0	0
Northwestern State	0	0	0	0	0	0
at Mississippi State	1	16	16	0	0	0
at West Virginia	0	0	0	0	0	0
Kentucky	0	0	0	0	0	0
Florida	0	0	0	0	0	0
at Tennessee	0	0	0	0	0	0
Auburn	0	0	0	0	0	0
at Alabama	3	49	18	0	0	0
Western Kentucky	0	0	0	0	0	0
at Ole Miss						
Arkansas						
<b>TOTALS</b>	<b>4</b>	<b>65</b>	<b>18</b>	<b>0</b>	<b>0</b>	<b>0</b>

PUNTING

	No.	Yds	Avg	Lng	I-20
<b>Brad Wing</b>					
vs. Oregon	6	248	41.3	58	2
Northwestern State	-- DNP --				
at Mississippi State	-- DNP --				
at West Virginia	6	292	48.7	60	6
Kentucky	8	335	41.9	50	1
Florida	3	117	39.0	45	1
at Tennessee	4	180	45.0	53	2
Auburn	4	205	51.2	56	3
at Alabama	6	229	38.2	73	4
Western Kentucky	2	68	34.0	35	1
at Ole Miss					
Arkansas					
<b>TOTALS</b>	<b>39</b>	<b>1674</b>	<b>42.9</b>	<b>73</b>	<b>20</b>

	No.	Yds	Avg	Lng	I-20
<b>D.J. Howard</b>					
vs. Oregon	-- DNP --				
Northwestern State	3	123	41.0	53	2
at Mississippi State	4	149	37.2	41	1
at West Virginia	-- DNP --				
Kentucky	-- DNP --				
Florida	-- DNP --				
at Tennessee	-- DNP --				
Auburn	-- DNP --				
at Alabama	-- DNP --				
Western Kentucky	-- DNP --				
at Ole Miss					
Arkansas					
<b>TOTALS</b>	<b>7</b>	<b>272</b>	<b>38.9</b>	<b>53</b>	<b>3</b>

FIELD GOALS

	Made	Missed
<b>Drew Alleman</b>		
vs. Oregon	44, 32	none
Northwestern State	none	50
at Mississippi State	21, 42, 41, 29 *	none
at West Virginia	none	30
Kentucky	none	none
Florida	32, 23	none
at Tennessee	18	none
Auburn	36	none
at Alabama	19, 30, 25	none
Western Kentucky	none	none
at Ole Miss		
Arkansas		
<b>TOTALS</b>	<b>13-15</b>	<b>50, 30</b>

\* - indicates second-most made field goals in school history

# **PLAYER DEFENSIVE GAME-BY-GAME STATISTICS**

<b>Tackles (UT-AT-TOT)</b>	<b>vs. UO</b>	<b>NW</b>	<b>at MSU</b>	<b>at WVU</b>	<b>UK</b>	<b>UF</b>	<b>at UT</b>	<b>AU</b>	<b>at Bama</b>	<b>WKU</b>	<b>at UM</b>	<b>at Ark.</b>	<b>TOTALS</b>
Ken Adams	0-2-2	0-2-2	3-0-3	1-0-1	0-1-1	0-2-2	3-0-3	DNP	0-0-0	DNP			7-7-14
Chancey Aghayere	0-0-0	0-2-2	DNP	0-0-0	0-0-0	0-0-0	0-0-0	DNP	DNP	0-1-1			0-3-3
Ryan Baker	1-3-4	DNP	2-1-3	3-2-5	0-6-6	2-3-5	2-2-4	1-5-6	4-4-8	0-9-9			15-35-50
Lamin Barrow	1-1-2	1-2-3	1-0-0	0-0-0	0-2-2	0-1-1	DNP	0-0-0	0-0-0	0-6-6			3-12-15
Michael Brockers	3-2-5	1-1-2	4-0-4	0-3-3	0-4-4	1-2-3	0-2-2	2-2-4	1-3-4	1-2-3			13-21-34
Derrick Bryant	0-0-0	0-2-2	0-0-0	2-1-3	0-2-2	0-3-3	1-0-1	4-1-5	DNP	0-0-0			7-9-16
Ron Brooks	3-0-3	1-0-1	1-0-1	1-0-1	0-3-3	0-0-0	1-0-1	1-3-4	1-0-1	3-0-3			12-6-18
Morris Claiborne	5-1-6	4-2-6	0-1-1	3-1-4	2-3-5	0-2-2	2-0-2	1-3-4	1-2-3	4-1-5			22-16-38
Josh Downs	0-1-1	0-2-2	0-0-0	0-0-0	0-1-1	0-0-0	1-0-1	DNP	1-0-1	DNP			2-4-6
Lavar Edwards	2-2-4	0-1-1	2-0-2	0-0-0	0-2-2	0-1-1	1-0-1	0-3-3	1-2-3	0-0-0			6-11-17
Ego Ferguson	0-1-1	0-0-0	0-0-0	2-0-2	0-3-3	0-4-4	1-0-1	0-1-1	0-0-0	0-0-0			3-9-12
Stefoin Francois	0-0-0	1-1-2	0-0-0	0-0-0	0-1-1	0-2-2	DNP	0-0-0	0-1-1	1-2-3			2-7-9
Sam Gibson	DNP	DNP	DNP	DNP	1-2-3	DNP	DNP	0-0-0	DNP	0-0-0			1-2-3
Karnell Hatcher	0-0-0	0-1-1	1-0-1	5-0-5	0-1-1	0-3-3	1-2-3	1-3-4	0-3-3	DNP			8-13-21
Anthony Johnson	0-1-1	0-0-0	2-0-2	0-1-1	0-0-0	0-1-1	0-0-0	2-0-2	0-0-0	0-2-2			4-5-9
Dennis Johnson	DNP	0-2-2	0-0-0	DNP	0-2-2	0-1-1	0-0-0	DNP	DNP	0-2-2			0-7-7
Tahj Jones	0-0-0	1-1-2	0-0-0	1-0-1	0-2-2	0-3-3	1-2-3	2-2-4	1-2-3	0-2-2			6-14-20
Bennie Logan	1-3-4	1-2-3	4-1-5	1-1-2	3-2-5	0-3-3	1-1-2	1-2-3	1-4-5	2-4-6			15-23-38
Craig Loston	1-1-2	1-1-2	0-0-0	1-0-1	DNP	DNP	0-0-0	3-4-7	0-0-0	0-0-0			6-6-12
Tyrann Mathieu	5-5-10	2-2-4	9-1-10	5-1-6	4-1-5	4-2-6	0-1-1	DNP	4-1-5	4-3-7			37-17-54
Barkevious Mingo	1-0-1	2-1-3	1-0-1	1-2-3	0-4-4	0-1-1	1-0-1	2-2-4	2-0-2	1-7-8			11-17-28
Kevin Minter	0-4-4	0-3-3	0-3-3	2-2-4	1-5-6	1-5-6	1-0-1	1-2-3	2-1-3	3-8-11			11-33-44
Sam Montgomery	2-2-4	1-4-5	2-0-2	1-0-1	2-4-6	1-2-3	0-0-0	4-2-6	3-3-6	1-2-3			15-15-30
Luke Muncie	1-0-1	1-2-3	1-0-1	0-0-0	0-2-2	0-1-1	0-0-0	0-0-0	DNP	1-2-3			4-7-11
Jermauria Rasco	DNP	DNP	DNP	2-0-2	1-2-3	1-3-4	1-0-1	1-0-1	DNP	0-1-1			6-6-12
Eric Reid	2-2-4	5-0-5	4-2-6	6-1-7	1-4-5	3-2-5	2-2-4	7-0-7	4-2-6	4-4-8			38-19-57
Tharold Simon	6-2-8	2-0-2	6-2-8	6-0-6	0-3-3	0-0-0	1-1-2	DNP	1-1-2	1-2-3			23-11-34
Brandon Taylor	4-5-9	1-3-4	3-1-4	4-1-5	1-4-5	4-3-7	7-3-10	1-3-4	3-2-5	2-2-4			30-27-57
D.J. Welter	DNP	0-2-2	DNP	0-0-0	0-0-0	0-0-0	DNP	DNP	DNP	DNP			0-2-2

<b>TFL-Yards</b>	<b>vs. UO</b>	<b>NW</b>	<b>at MSU</b>	<b>at WVU</b>	<b>UK</b>	<b>UF</b>	<b>at UT</b>	<b>AU</b>	<b>at Bama</b>	<b>WKU</b>	<b>at UM</b>	<b>at Ark.</b>	<b>TOTALS</b>
Ken Adams	0.5-1	0.5-0	2.0-15	0-0	2.0-7	0-0	1.0-7	DNP	0-0	DNP			6.0-30
Ryan Baker	0-0	0-0	1.5-7	0-0	0-0	0-0	0-0	0.5-1	0-0	0-0			2.0-8
Michael Brockers	0-0	0.5-1	3.0-7	0-0	0-0	1.0-3	0-0	2.0-2	0-0	0-0			6.5-13
Ron Brooks	0-0	0-0	0-0	0-0	1.0-3	0-0	0-0	0.5-0	1.0-3	2.0-9			4.5-15
Derrick Bryant	0-0	0-0	0-0	1.0-1	0-0	0-0	0-0	1.0-7	DNP	0-0			2.0-8
Morris Claiborne	0-0	1.0-1	0-0	0-0	0-0	0-0	0-0	0-0	0-0	0-0			1.0-1
Josh Downs	0-0	0.5-1	0-0	0-0	0-0	0-0	0-0	DNP	0-0	DNP			0.5-1
Lavar Edwards	0.5-1	0-0	1.0-5	0-0	0.5-1	0.5-0	0-0	0-0	0-0	0-0			2.5-7
Ego Ferguson	0-0	0-0	0-0	0-0	0.5-0	0-0	0-0	0-0	0-0	0-0			0.5-0
Stefoin Francois	0-0	0.5-1	0-0	0-0	0-0	0.5-1	DNP	0-0	0-0	0-0			1.0-2
Anthony Johnson	0-0	0-0	2.0-9	0-0	0-0	0-0	0-0	0-0	0-0	0-0			2.0-9
Dennis Johnson	0-0	0-0	0-0	DNP	0-0	0-0	0-0	DNP	DNP	0.5-8			0.5-8
Tahj Jones	0-0	0.5-0	0-0	0-0	0-0	0-0	0-0	1.0-3	0-0	0-0			1.5-3
Bennie Logan	0-0	0-0	3.5-10	0-0	1.5-4	0-0	0-0	0.5-1	0-0	0-0			5.5-15
Tyrann Mathieu	0.5-1	1.5-12	1.0-4	1.0-1	1.0-8	1.0-7	0-0	DNP	0-0	0.5-9			6.5-42
Barkevious Mingo	1.0-1	1.0-5	1-9	0-0	1.5-5	0-0	1.0-7	2.0-21	0-0	1.0-10			8.5-58
Kevin Minter	0.5-1	0-0	0-0	0-0	1.0-2	0-0	0-0	0-0	1.0-5	0-0			4.0-23
Sam Montgomery	1.5-3	1.0-2	0-0	0-0	0-0	1.0-5	0-0	1.5-15	2.0-6	1.0-3			8.0-34
Luke Muncie	0-0	0.5-0	0-0	0-0	0-0	0-0	0-0	0-0	DNP	0-0			0.5-0
Jermauria Rasco	DNP	DNP	DNP	1.0-2	0.5-2	0-0	0-0	1.0-10	DNP	0-0			2.5-14
Eric Reid	0-0	1.0-4	0-0	0-0	0-0	0-0	0-0	0-0	1.0-6	0-0			2.0-10
Tharold Simon	1.0-2	0-0	0-0	0-0	0.5-2	0-0	0-0	0-0	0-0	0-0			1.5-4
Brandon Taylor	0-0	0.5-1	1.0-3	0-0	0-0	0-0	1.0-3	0-0	1.0-6	0-0			3.5-13

<b>Sacks-Yards</b>	<b>vs. UO</b>	<b>NW</b>	<b>at MSU</b>	<b>at WVU</b>	<b>UK</b>	<b>UF</b>	<b>at UT</b>	<b>AU</b>	<b>at Bama</b>	<b>WKU</b>	<b>at UM</b>	<b>at Ark.</b>	<b>TOTALS</b>
Ken Adams	0-0	0-0	1.5-7	0-0	0-0	0-0	0-0	DNP	0-0	DNP			1.5-7
Ryan Baker	0-0	0-0	0.5-5	0-0	0-0	0-0	0-0	0-0	0-0	0-0			0.5-5
Michael Brockers	0-0	0-0	1.0-4	0-0	0-0	0-0	0-0	0-0	0-0	0-0			1.0-4
Ron Brooks	0-0	0-0	0-0	0-0	0.5-2	0-0	0-0	0-0	0-0	1.0-4			1.5-6
Derrick Bryant	0-0	0-0	0-0	0-0	0-0	0-0	0-0	1.0-7	DNP	0-0			1.0-7
Anthony Johnson	0-0	0-0	1.0-5	0-0	0-0	0-0	0-0	0-0	0-0	0-0			1.0-5
Tahj Jones	0-0	0-0	0-0	0-0	0-0	0-0	0-0	1.0-3	0-0	0-0			1.0-3
Bennie Logan	0-0	0-0	1.0-7	0-0	1.0-4	0-0	0-0	0-0	0-0	0-0			2.0-11
Tyrann Mathieu	0-0	0.5-1	0-0	0-0	1.0-8	0-0	0-0	DNP	0-0	0-0			1.5-9
Sam Montgomery	0-0	0.5-1	0-0	0-0	1.5-6	1.0-5	0-0	1.0-15	2.0-6	1.0-3			7.0-30
Barkevious Mingo	0-0	0-0	1.0-9	0-0	1.0-4	0-0	0-0	2.0-21	0-0	1.0-10			5.0-44
Jermauria Rasco	DNP	DNP	DNP	0-0	0-0	0-0	0-0	1.0-10	DNP	0-0			1.0-10

## SPECIAL TEAMS TACKLES

Tackles (UT-AT-TOT)	vs. UO	NW	at MSU	at WVU	UK	UF	at UT	AU	at Bama	WKU	at UM	Ark.	TOTALS
Drew Alleman	0-1-1	0-0-0	0-0-0	0-0-0	0-0-0	0-0-0	0-0-0	0-0-0	0-0-0	0-0-0			0-1-1
Alfred Blue	0-1-1	2-1-3*	2-0-2	1-0-1	1-0-1	1-2-3*	0-0-0	0-2-2	0-0-0	0-0-0			7-6-13
Ron Brooks	0-1-1	0-0-0	0-0-0	0-0-0	0-1-1	0-0-0	1-0-1	1-0-1	0-0-0	0-0-0			2-2-4
Derrick Bryant	0-1-1	1-1-2	0-0-0	0-0-0	0-1-1	0-0-0	1-0-1	0-0-0	DNP	0-0-0			2-3-5
Morris Claiborne	0-0-0	0-0-0	0-0-0	0-0-0	1-0-1	0-1-1	0-0-0	0-0-0	1-1-2	1-0-1			3-2-5
Rocky Duplessis	1-1-2	0-0-0	0-0-0	1-0-1	0-0-0	0-0-0	0-0-0	0-0-0	DNP	0-0-0			2-1-3
Seth Fruge	0-0-0	0-0-0	0-0-0	1-0-1	0-1-1	0-0-0	0-0-0	0-0-0	DNP	0-0-0			2-1-3
Lavar Edwards	0-1-1	0-0-0	0-0-0	0-0-0	1-0-1	0-0-0	0-0-0	0-0-0	0-0-0	0-0-0			1-1-2
Tahj Jones	1-0-1	0-0-0	0-0-0	1-0-1	0-0-0	2-1-3	0-0-0	0-0-0	0-0-0	0-0-0			4-1-5
Jarvis Landry	0-0-0	1-0-1	0-0-0	0-0-0	0-0-0	0-0-0	0-0-0	1-2-3	0-1-1	1-0-1			3-3-6
Craig Loston	1-1-2	0-0-0	0-1-1	1-0-1	0-0-0	0-0-0	0-0-0	2-2-4	0-1-1	0-0-0			2-3-5
Tyrann Mathieu	1-1-2*	0-0-0	1-2-3	1-0-1	1-0-1	0-0-0	0-0-0	DNP	0-0-0	2-0-2*			6-3-9
Barkevious Mingo	0-0-0	2-0-2	0-0-0	0-0-0	0-0-0	0-0-0	0-0-0	1-0-1	0-0-0	0-0-0			3-0-3
Luke Muncie	0-1-1	0-0-0	0-1-0	0-0-0	0-1-1	1-0-1	0-0-0	0-0-0	DNP	1-1-2			2-4-6
Jermauria Rasco	0-0-0	0-0-0	0-0-0	0-0-0	0-0-0	1-2-3	0-0-0	0-0-0	DNP	0-0-0			2-4-6
Eric Reid	0-0-0	0-0-0	0-0-0	0-0-0	0-1-1	0-0-0	0-0-0	0-3-3	0-0-0	0-0-0			0-4-4
Tharold Simon	0-0-0	1-0-1	0-0-0	0-0-0	0-0-0	0-0-0	0-0-0	DNP	0-0-0	0-0-0			1-0-1

\* - Hester Award of the Week

## OFFENSIVE LINE - SNAPS PLAYED

Player	vs. UO	NW	at MSU	at WVU	UK	UF	at UT	AU	at Bama	WKU	at UM	Ark.	TOTALS
Will Blackwell	74	47	44	73	66	62	70	58	61	57			610
Matt Branch	DNP	21	DNP	DNP	3	DNP	DNP	3	DNP	3			30
La'el Collins	DNP	21	DNP	DNP	3	DNP	DNP	3	DNP	4			31
Chris Davenport	DNP	5	DNP	DNP	3	DNP	DNP	3	DNP	3			14
Ben Domingue	DNP	12	DNP	DNP	3	DNP	DNP	3	DNP	3			21
Chris Faulk	74	63	7	45	66	62	70	58	61	56			560
T-Bob Hebert	74	47	69	52	DNP	39	70	58	40	57			505
Alex Hurst	74	47	69	34	66	62	70	58	61	57			598
P.J. Loneragan	74	56	69	73	66	23	DNP	DNP	37	57			454
Greg Shaw	DNP	21	64	66	3	DNP	DNP	3	DNP	4			161
Josh Williford	DNP	DNP	25	21	66	62	70	58	42	DNP			345

## OFFENSIVE LINE - KNOCKDOWNS

Player	vs. UO	NW	at MSU	at WVU	UK	UF	at UT	AU	at Bama	WKU	at UM	Ark.	TOTALS
Will Blackwell	3	7.5	3.5	14	7	10	8	12	10	11.5			86.5
Matt Branch	DNP	7	DNP	DNP	0	DNP	DNP	0	DNP	0			7
La'el Collins	DNP	3	DNP	DNP	0	DNP	DNP	0	DNP	0			3
Chris Davenport	DNP	0	DNP	DNP	0	DNP	DNP	0	DNP	0			0
Ben Domingue	DNP	1	DNP	DNP	0	DNP	DNP	0	DNP	2			3
Chris Faulk	6	5	0	8	1	6	12.5	5	9	7			59.5
T-Bob Hebert	11	9	6.5	10.5	DNP	6	5	9	7	9			73
Alex Hurst	5.5	3	6	4	7	7	3	6.5	4	7.5			53.5
P.J. Loneragan	14.5	8	4.5	7	3	5.5	DNP	DNP	6.5	5.5			54.5
Greg Shaw	DNP	2	6	9.5	1	DNP	DNP	0	DNP	1			19.5
Josh Williford	DNP	DNP	2	1	1	8.5	7	7	3	DNP			29.5

# Game 1

#3/3 Oregon	27
#4/4 LSU	40

Sept. 3, 2011 • Cowboys Stadium • Arlington, Texas • 87,711



## No. 4 LSU Shuts Down No. 3 Oregon in Cowboys Classic, 40-27

LSU's defense contained one of the most potent offensive attacks in college football limiting Oregon to just 335 total yards as the fourth-ranked Tigers opened 2011 with an impressive 40-27 victory over the third-ranked Ducks in Cowboys Stadium. While the defense was doing its job, the LSU offense was methodical in its approach, wearing down the Ducks with a steady pounding of sophomore running backs **Spencer Ware** (99 yards, 1 TD) and **Michael Ford** (96 yards, 2 TDs). The duo combined for 195 yards and 3 TDs as the Tigers broke open a tight game at halftime with 17 unanswered points during a 7-minute stretch in the second half. Trailing 6-3 early in the second quarter, LSU DB **Tyrann Mathieu** stripped Oregon's punt returner Kenyon Barner of the ball and then scooped up the fumble and raced three-yards for the score, giving the Tigers a 9-6 advantage. LSU QB **Jarrett Lee** hit **Rueben Randle** with a 10-yard TD pass just before halftime to give the Tigers the lead for good at 16-13. Touchdown runs by Ford and Ware in the third quarter stretched the lead to 30-13 at the 3:03 mark. Oregon pulled to within 33-20 early in the fourth quarter, but a 16-yard TD run by Ford put the game out of reach at 40-20 with just over two minutes left in the contest. LSU held Oregon All-America RB LaMichael James to just 54 yards on 18 carries. Lee finished 10-of-22 for 98 yards and 1 TD.

Scoring					
OREGON	6	7	0	14	- 27
LSU	3	13	14	10	- 40

LSU	2:35	1Q	Alleman 44 FG
ORE	4:14	1Q	Beard 29 FG
ORE	0:42	1Q	Beard 30 FG
LSU	14:43	2Q	Mathieu 3 fumble recovery (Alleman kick failed)
ORE	5:16	2Q	L. James 3 run (Beard kick)
LSU	0:44	2Q	Randle 10 pass from Lee (Alleman Kick)
LSU	6:23	3Q	Ford 5 run (Alleman Kick)
LSU	3:03	3Q	Ware 1 run (Alleman Kick)
LSU	14:07	4Q	Alleman 32 FG
ORE	9:14	4Q	Huff 8 pass from Da. Thomas (Beard Kick)
LSU	2:52	4Q	Ford 16 run (Alleman Kick)
ORE	0:13	4Q	De. Thomas 4 run (Beard Kick)

## Team Stats

	UO	LSU
FIRST DOWNS	18	18
RUSHING	5	11
PASSING	12	5
PENALTY	1	2
RUSHING ATTEMPTS	28	48
YARDS GAINED RUSHING	103	206
YARDS LOST RUSHING	8	31
NET YARDS RUSHING	95	175
NET YARDS PASSING	240	98
PASSES ATTEMPTED	54	22
PASSES COMPLETED	31	10
HAD INTERCEPTED	1	0
TOTAL OFFENSIVE PLAYS	82	70
TOTAL NET YARDS	335	273
AVERAGE GAIN PER PLAY	4.1	3.9
FUMBLES/LOST	3/3	3/1
PENALTIES/YARDS	12/95	5/47
INTERCEPTIONS/YARDS	0/0	1/2
PUNTS/YARDS	4/189	6/248
AVERAGE PER PUNT	47.2	41.3
PUNT RETURNS/YARDS	4/10	3/26
KICKOFF RETURNS/YARDS	8/150	5/98
POSSESSION TIME	26:56	33:04
THIRD-DOWN CONVERSIONS	9/19	6/15
FOURTH-DOWN CONVERSIONS	1/2	0/0
SACKS BY	1/6	2/2

## LSU

RUSHING	Att.	Gain	Lost	Net	TD	Long
Spencer Ware	26	101	2	99	1	16
Michael Ford	14	98	2	96	2	20
Kenny Hilliard	2	3	0	3	0	3
Alfred Blue	1	2	0	2	0	2
Jarrett Lee	2	2	6	-4	0	2

PASSING	Att.	Comp	Int	Yds	TD	Long	Sacks
Jarrett Lee	10	22	0	98	1	29	1

RECEIVING	No.	Yds.	TD	Long
Deangelo Peterson	4	62	0	29
Odell Beckham, Jr.	2	10	0	6
Rueben Randle	1	10	1	10
Spencer Ware	1	9	0	9
Michael Ford	1	4	0	4
Jarvis Landry	1	3	0	3

PUNTING	No.	Yds.	Avg.	Long	I20
Brad Wing	6	248	41.3	58	2

FIELD GOALS	Att.	Made	Long	KICKS
Drew Alleman	2	2	44	Made 44, 32

Punts			Kickoffs			Intercepted		
No.	Yds.	Lg.	No.	Yds.	Lg.	No.	Yds.	Lg.
Tyrann Mathieu	3	26	15	0	0	0	0	0
Rueben Randle	0	0	0	1	-1	0	0	0
Morris Claiborne	0	0	0	4	99	39	0	0
Tharold Simon	0	0	0	0	0	0	1	-2

## OREGON

RUSHING	Att.	Gain	Lost	Net	TD	Long
LaMichael James	18	57	3	54	1	13
DeAnthony Thomas	4	22	0	22	1	5
Darron Thomas	2	12	0	12	0	8
Kenjon Barner	4	12	5	7	0	8

PASSING	Att.	Comp	Int.	Yds.	TD	Long	Sacks
Darron Thomas	31	54	1	240	1	18	0

RECEIVING	No.	Yds.	TD	Long
Lavasier Tuinei	7	47	0	12
LaMichael James	6	61	0	16
DeAnthony Thomas	6	47	0	18
Josh Huff	5	28	1	14
David Paulson	3	21	0	8
Justin Hoffman	2	22	0	14
Kenjon Barner	1	9	0	9
Will Murphy	1	5	0	5

PUNTING	No.	Yds.	Avg.	Long	I20
Jackson Rice	4	189	47.2	53	1

FIELD GOALS	Att.	Made	Long	KICKS
Rob Beard	2	2	30	made 29, 30

Punts			Kickoffs			Intercepted		
No.	Yds.	Lg.	No.	Yds.	Lg.	No.	Yds.	Lg.
Kenjon Barner	3	-6	8	4	65	26	0	0
LaMichael James	1	-4	0	1	21	21	0	0
Josh Huff	0	0	0	1	11	11	0	0
DeAnthony Thomas	0	0	0	2	53	25	0	0



# Game 2

<b>Northwestern State</b>	<b>3</b>
<b>#2/3 LSU</b>	<b>49</b>

Sept. 10, 2011 • Tiger Stadium • Baton Rouge, La. • 92,405



## LSU

RUSHING	Att.	Gain	Lost	Net	TD	Long
Michael Ford	13	73	1	72	2	26
Alfred Blue	15	53	0	53	1	9
Jakhari Gore	7	26	2	24	0	7
Spencer Ware	6	20	0	20	2	8
Odell Beckham, Jr.	1	15	0	15	0	15

PASSING	Att.	Comp	Int	Yds	TD	Long	Sacks
Jarrett Lee	10	9	0	133	1	43	1
Zach Mettenberger	11	8	0	92	1	24	0

RECEIVING	No.	Yds.	TD	Long
Rueben Randle	5	121	0	43
Odell Beckham, Jr.	5	40	0	11
Kadron Boone	2	28	1	19
James Wright	2	20	0	13
Spencer Ware	1	10	0	10
Deangelo Peterson	1	9	1	9

PUNTING	No.	Yds.	Avg.	Long	I20
D.J. Howard	3	123	41	53	2

FIELD GOALS	Att.	Made	Long	KICKS
Drew Alleman	1	0	0	Missed: 50

Punts				Kickoffs			Intercepted		
ALL RETURNS	No.	Yds.	Lg.	No.	Yds.	Lg.	No.	Yds.	Lg.
Rueben Randle	1	-8	0	0	0	0	0	0	0
Tyrann Matheiu	1	3	3	0	0	0	0	0	0
Odell Beckham, Jr.	1	0	0	0	0	0	0	0	0
Jarvis Landry	1	31	31	0	0	0	0	0	0
Deangelo Peterson	0	0	0	1	5	5	0	0	0
Michael Brockers	0	0	0	0	0	0	1	0	0
Mitch Joseph	0	0	0	1	2	2	0	0	0

## NORTHWESTERN STATE

RUSHING	Att.	Gain	Lost	Net	TD	Long
Sterling Endsley	4	9	1	8	0	5
Rumeall Morris	9	11	5	6	0	5
D.J. Palmer	3	6	0	6	0	6
Justin Aldredge	1	1	0	1	0	1

PASSING	Att.	Comp	Int.	Yds.	TD	Long	Sacks
Brad Henderson	26	16	1	74	0	17	1
Don Canyon	3	1	0	25	0	25	0

RECEIVING	No.	Yds.	TD	Long
Justin Aldredge	7	58	0	25
T.C. Henry	2	22	0	17
Sidney Riley	2	6	0	4
Trevor Eikman	1	9	0	9
Louis Hollier	1	5	0	5
D.J. Palmer	1	3	0	3
Phillip Harvey	1	1	0	1

PUNTING	No.	Yds.	Avg.	Long	I20
Nic Russo	7	239	34.1	41	1

FIELD GOALS	Att.	Made	Long	KICKS
John Shaughnessy	1	44	44	Made: 44

Punts				Kickoffs			Intercepted		
ALL RETURNS	No.	Yds.	Lg.	No.	Yds.	Lg.	No.	Yds.	Lg.
Kevin Shief	1	-1	0	2	33	17	0	0	0
Phillip Harvey	0	0	0	6	99	28	0	0	0

## Tiger Defense Stifles Northwestern State in 49-3 Rout

LSU put together another outstanding defensive outing - limiting Northwestern State to just 95 total yards - and the Tiger offense scored touchdowns on seven of 12 possessions in a 49-3 win over the Demons in Tiger Stadium. The win was the 35th straight non-conference regular-season victory for the Tigers. LSU never trailed in the contest, scoring on its first possession when **Jarrett Lee** connected with **Deangelo Peterson** on a 9-yard TD pass. The Demons cut the margin to 7-3 early in the second quarter, but the Tigers responded with TDs on three of their next four possessions to take a 28-3 lead at halftime. **Zach Mettenberger** started the second half for LSU and completed 8-of-11 passes for 92 yards and 1 TD in his first action as a Tiger. **Michael Ford** led the Tigers in rushing with 72 yards and a pair of scores, while **Alfred Blue** added 53 yards and 1 TD as the Tigers grounded out 175 rushing yards. Mettenberger and Lee combined to complete 17 of 21 passes for 225 yards and a pair of TDs as LSU's offense accounted for 400 total yards. Defensively, the Tigers held the Demons to minus-4 rushing yards on 27 attempts. It's the first time since 1982 that an LSU defense held an opponent to negative rushing yards (Ole Miss, minus-50 yards, 1982). **Morris Claiborne** led the LSU defense with 6 tackles as the Tigers had 12 players account for a tackle for loss in the game.

Scoring					
NSU	0	3	0	0	- 3
LSU	7	21	14	7	- 49
LSU	8:03	1Q	De. Peterson 9 pass from Lee (Alleman Kick)		
NSU	14:00	2Q	Shaughnessy 44 FG		
LSU	9:50	2Q	Ware 1 run (Alleman Kick)		
LSU	8:33	2Q	Ware 6 run (Alleman Kick)		
LSU	0:20	2Q	Ford 3 run (Alleman Kick)		
LSU	12:39	3Q	Ford 7 run (Alleman Kick)		
LSU	2:36	3Q	Blue 4 run (Alleman Kick)		
LSU	7:36	4Q	Boone 19 pass from Mettenberger (Alleman Kick)		

## Team Stats

	NSU	LSU
FIRST DOWNS	6	23
RUSHING	2	11
PASSING	3	11
PENALTY	1	1
RUSHING ATTEMPTS	27	45
YARDS GAINED RUSHING	34	190
YARDS LOST RUSHING	28	15
NET YARDS RUSHING	-4	175
NET YARDS PASSING	95	225
PASSES ATTEMPTED	29	21
PASSES COMPLETED	17	17
HAD INTERCEPTED	1	0
TOTAL OFFENSIVE PLAYS	56	66
TOTAL NET YARDS	95	400
AVERAGE GAIN PER PLAY	1.7	6.1
FUMBLES/LOST	4/0	3/1
PENALTIES/YARDS	5/40	7/51
INTERCEPTIONS/YARDS	0/0	1/0
PUNTS/YARDS	7/239	3/123
AVERAGE PER PUNT	34.1	41.0
PUNT RETURNS/YARDS	1/1	4/26
KICKOFF RETURNS/YARDS	8/132	2/7
POSSESSION TIME	29:07	30:53
THIRD-DOWN CONVERSIONS	2/16	9/13
FOURTH-DOWN CONVERSIONS	1/3	0/0
SACKS BY	1/11	1/3

# Game 3

#3 LSU	19
#25 Mississippi State	6



Sept. 15, 2011 • Davis Wade Stadium • Starkville, Miss. • 56,924

## Tigers Score 13 Unanswered To Put Away No. 25 Mississippi State on Thursday

LSU's defense held Mississippi State to nearly 400 yards below its season average as the third-ranked Tigers used a methodical offensive effort to post a 19-6 Thursday night win over the Bulldogs in Starkville. LSU never trailed in the contest, taking a 3-0 lead midway through the first quarter on a 21-yard **Drew Alleman** field goal. Mississippi State tied the game at 3-3 on its next possession before another Alleman field goal just before halftime gave the Tigers a 6-3 lead at the break. The Bulldogs tied the game at 6-6 late in the third quarter, before the Tigers closed the game with 13 unanswered points for the victory. First, Alleman broke the tie with a 41-yard field goal with 1:46 left in the third quarter and then **Jarrett Lee** connected with **Rueben Randle** on a 19-yard TD pass at the 11:56 mark in the fourth quarter to put the Tigers up by 10 at 16-6. Alleman closed the scoring with another field goal at the 2:53 mark. For the game, LSU's defense recorded 15 tackles for losses and five sacks in holding the Bulldogs to just 52 rushing yards and 193 total yards. On 11 possessions, LSU's defense forced a 3-and-out or a turnover seven times. Offensively, Lee completed 21-of-27 passes for 213 yards and one score, while **Spencer Ware** rushed for 107 yards to lead the Tigers rushing attack. LSU finished with 361 yards of total offense (148 rushing, 213 passing) as the Tigers had nearly 38 minutes of possession time.

### Scoring

LSU	3	3	3	10	- 19
MSU	3	0	3	0	- 6

LSU	5:42	1Q	Alleman 21 FG
MSU	0:04	1Q	DePasquale 26 FG
LSU	1:18	2Q	Alleman 42 FG
MSU	5:26	3Q	DePasquale 42 FG
LSU	1:46	3Q	Alleman 41 FG
LSU	11:56	4Q	Randle 19 pass from Lee (Alleman Kick)
LSU	2:53	4Q	Alleman 29 FG

### Team Stats

	LSU	MSU
FIRST DOWNS	21	13
RUSHING	8	4
PASSING	11	7
PENALTY	2	2
RUSHING ATTEMPTS	38	34
YARDS GAINED RUSHING	159	109
YARDS LOST RUSHING	11	57
NET YARDS RUSHING	148	52
NET YARDS PASSING	213	141
PASSES ATTEMPTED	27	25
PASSES COMPLETED	21	15
HAD INTERCEPTED	1	2
TOTAL OFFENSIVE PLAYS	65	59
TOTAL NET YARDS	361	193
AVERAGE GAIN PER PLAY	5.6	3.3
FUMBLES/LOST	0/0	2/0
PENALTIES/YARDS	9/83	6/46
INTERCEPTIONS/YARDS	2/6	1/1
PUNTS/YARDS	4/149	6/221
AVERAGE PER PUNT	37.2	36.8
PUNT RETURNS/YARDS	2/8	0/0
KICKOFF RETURNS/YARDS	3/71	6/99
POSSESSION TIME	37:50	22:10
THIRD-DOWN CONVERSIONS	4/12	6/14
FOURTH-DOWN CONVERSIONS	0/0	0/0
SACKS BY	4/25	1/7

### LSU

RUSHING	Att.	Gain	Lost	Net	TD	Long
Spencer Ware	22	109	2	107	0	23
Michael Ford	13	50	0	50	0	11
J.C. Copeland	1	0	0	0	0	0

### PASSING

Jarrett Lee	Att.	Comp	Int	Yds	TD	Long	Sacks
Jarrett Lee	27	21	1	213	1	31	1

### RECEIVING

	No.	Yds.	TD	Long
Odell Beckham, Jr.	8	61	0	13
Rueben Randle	6	98	1	31
Jarvis Landry	2	20	0	18
James Wright	1	11	0	11
Mitch Joseph	1	7	0	7
Kadron Boone	1	6	0	6
Michael Ford	1	6	0	6
Kenny Hilliard	1	4	0	4

### PUNTING

D.J. Howard	No.	Yds.	Avg.	Long	I20	TB
D.J. Howard	4	149	37.2	41	1	1

### FIELD GOALS

Drew Alleman	Att.	Made	Long	KICKS
Drew Alleman	4	4	41	Made: 21, 42, 41, 29

	Punts			Kickoffs			Intercepted		
	No.	Yds.	Lg.	No.	Yds.	Lg.	No.	Yds.	Lg.
ALL RETURNS									
Tyrann Mathieu	2	-8	0	0	0	0	0	0	0
Morris Claiborne	0	0	0	2	55	33	2	6	6
Ron Brooks	0	0	0	1	16	16	0	0	0

### MISSISSIPPI STATE

RUSHING	Att.	Gain	Lost	Net	TD	Long
Vick Ballard	10	44	6	38	0	12
Chris Relf	16	38	28	10	0	14
Robert Elliott	1	9	0	9	0	9
LaDarius Perkins	4	15	8	7	0	15
Tyler Russell	3	3	15	-12	0	3

### PASSING

	Att.	Comp	Int.	Yds.	TD	Long	Sacks
Chris Relf	17	11	1	96	0	19	3
Tyler Russell	8	4	1	45	0	23	1

### RECEIVING

	No.	Yds.	TD	Long
Marcus Green	3	46	0	23
Vick Ballard	3	32	0	14
LaDarius Perkins	3	2	0	3
Chris Smith	2	21	0	18
Chad Bumphis	2	7	0	5
Malcolm Johnson	1	22	0	22
Arceto Clark	1	11	0	11

### PUNTING

Baker Swedenburg	No.	Yds.	Avg.	Long	I20
Baker Swedenburg	6	221	36.8	47	1

### FIELD GOALS

Derek DePasquale	Att.	Made	Long	KICKS
Derek DePasquale	2	2	42	Made: 26, 42

	Punts			Kickoffs			Intercepted		
	No.	Yds.	Lg.	No.	Yds.	Lg.	No.	Yds.	Lg.
ALL RETURNS									
LaDarius Perkins	0	0	0	3	53	20	0	0	0
Johnathan Banks	0	0	0	0	0	0	1	-1	1
Jameon Lewis	0	0	0	2	46	25	0	0	0
Adrian Marcus	0	0	0	1	0	0	0	0	0

# Game 4

#2/3 LSU	47
#16 West Virginia	21



Sept. 24, 2011 • Milan Puskar Stadium • Morgantown, W. Va. • 62,056

## Jarrett Lee Throws For Three Touchdowns As LSU Rolls Over West Virginia

Jarrett Lee threw for three TD passes as the Tigers rode a balanced offensive attack to post their third win over a top 25 team with a 47-21 victory over 16th-ranked West Virginia in Morgantown. LSU won despite a record-setting passing night by the Mountaineers as they set school records for completions (38) and passing yards (463). LSU wasted little time in jumping on the Mountaineers, scoring on an 11-yard TD pass from Lee to **Rueben Randle** on its first possession. LSU stretched the lead to 13-0 following a 22-yard TD run by **Michael Ford**. WVU countered with a score, but the Tigers closed the half with 14 straight points to take a 27-7 lead at halftime. **Odell Beckham Jr.** caught a 52-yard TD pass from Lee for a 20-7 lead and then a defensive highlight reel play from **Tyrann Mathieu** – on a corner blitz he intercepted a pass that he batted backwards into the air – putting the Tigers at the 1-yard line with less than a minute to go before halftime. LSU scored two plays later for a 27-7 advantage. The Tigers appeared to be on their way to putting the game away on their first possession of the second half, however, a dropped TD pass and then a missed field goal gave WVU new life. The Mountaineers responded with two quick TDs to cut the deficit to 27-21 late in the third quarter. LSU regained the moment on the ensuing kickoff as **Morris Claiborne** raced 99 yards for a TD giving the Tigers a 33-21 cushion. From there it was all LSU as the Tigers tacked on two fourth quarter TDs for the 47-21 victory. The Tigers forced four turnovers, converting TDs on three of those. **Spencer Ware** led the Tigers with 92 yards on a23 carries, while Ford added 82 yards and 2 TDs on 12 attempts. Lee connected on 16-of-28 passes for 180 yards and a season-best three scores.

Scoring					
LSU	13	14	7	13	- 47
WVU	0	7	14	0	- 21
LSU	10:05	1Q	Randle 11 pass from Lee (Alleman kick)		
LSU	1:49	1Q	Ford 22 run (TEAM rush fumbled)		
WVU	12:30	2Q	Bailey 20 pass from Geno Smith (Bitancurt kick)		
LSU	6:57	2Q	Beckham 52 pass from Lee (Alleman kck)		
LSU	00:27	2Q	Clement 1 pass from Lee (Alleman kick)		
WVU	8:40	3Q	Urban 12 pass from Geno Smith (Bitancurt kick)		
WVU	1:16	3Q	D. Garrison 1 run (Bitancurt kick)		
LSU	9:55	4Q	Ford 15 run (Lee pass failed)		
LSU	3:03	4Q	Blue 18 run (Alleman kick)		

### Team Stats

	LSU	WVU
FIRST DOWNS	19	28
RUSHING	9	3
PASSING	8	23
PENALTY	2	2
RUSHING ATTEMPTS	41	22
YARDS GAINED RUSHING	204	78
YARDS LOST RUSHING	18	8
NET YARDS RUSHING	186	70
NET YARDS PASSING	180	463
PASSES ATTEMPTED	28	65
PASSES COMPLETED	16	38
HAD INTERCEPTED	0	2
TOTAL OFFENSIVE PLAYS	69	87
TOTAL NET YARDS	366	533
AVERAGE GAIN PER PLAY	5.3	6.1
FUMBLES/LOST	1/0	3/2
PENALTIES/YARDS	5/45	10/73
INTERCEPTIONS/YARDS	2/25	0/0
PUNTS/YARDS	6/292	6/232
AVERAGE PER PUNT	48.7	38.7
PUNT RETURNS/YARDS	3/34	0/0
KICKOFF RETURNS/YARDS	4/165	6/100
POSSESSION TIME	33:22	26:38
THIRD-DOWN CONVERSIONS	8/16	7/17
FOURTH-DOWN CONVERSIONS	0/0	1/2
SACKS BY	0/0	0/0

### LSU

RUSHING	Att.	Gain	Lost	Net	TD	Long
Spencer Ware	23	97	5	92	0	16
Michael Ford	12	83	1	82	2	22
Alfred Blue	2	21	0	21	1	18
Russell Sheppard	1	3	0	3	0	3

### PASSING

Jarrett Lee	Att.	Comp	Int	Yds	TD	Long	Sacks
Jarrett Lee	28	16	0	180	3	52	0

### RECEIVING

	No.	Yds.	TD	Long
Rueben Randle	6	53	1	16
Spencer Ware	3	18	0	11
Odell Beckham	2	82	1	52
Russell Sheppard	1	16	0	16
Kadron Boone	1	5	0	5
James Wright	1	3	0	3
Chase Clement	1	1	1	1
Deangelo Peterson	1	2	0	2

### PUNTING

Brad Wing	No.	Yds.	Avg.	Long	I20	TB
Brad Wing	6	292	48.7	60	6	0

### FIELD GOALS

Drew Alleman	Att.	Made	Long
Drew Alleman	1	0	Missed: 30

### ALL RETURNS

Punts			Kickoffs			Intercepted		
No.	Yds.	Lg.	No.	Yds.	Lg.	No.	Yds.	Lg.
Morris Claiborne	0	0	0	3	154	99	0	0
Tyrann Mathieu	3	34	12	0	0	0	1	16
Brandon Taylor	0	0	0	0	0	0	1	9
Jarvis Landry	0	0	0	1	11	11	0	0

### WEST VIRGINIA

RUSHING	Att.	Gain	Lost	Net	TD	Long
Dustin Garrison	10	48	2	46	1	17
Shawne Alston	4	14	0	14	0	7
Vernard Roberts	5	9	0	9	0	4
Geno Smith	2	7	2	5	0	7

### PASSING

Geno Smith	Att.	Comp	Int.	Yds.	TD	Long	Sacks
Geno Smith	65	38	2	463	2	72	0

### RECEIVING

	No.	Yds.	TD	Long
Tavon Austin	11	187	9	72
Stedman Bailey	8	115	1	20
Ivan McCartney	6	59	0	20
Dustin Garrison	4	26	0	19
Tyler Urban	3	33	1	16
Brad Starks	3	24	0	10
Devon Brown	1	10	0	10
Willie Milhouse	1	8	0	8
Vernard Roberts	1	1	0	1

### PUNTING

Corey Smith	No.	Yds.	Avg.	Long	I20	TB
Corey Smith	6	232	38.7	58	0	0

### FIELD GOALS

none	Att.	Made	Long
none			

Punts			Kickoffs			Intercepted		
No.	Yds.	Lg.	No.	Yds.	Lg.	No.	Yds.	Lg.
Tavon Austin	0	0	0	6	100	26	0	0

# Game 5

<b>Kentucky</b>	<b>7</b>
<b>#1/2 LSU</b>	<b>35</b>

Oct. 1, 2011 • Tiger Stadium • Baton Rouge, La. • 92,660



## No. 1 LSU Rolls By Kentucky In SEC Home Opener, 35-7

Behind another strong defensive outing and a balanced offensive attack, LSU remained undefeated with a 35-7 victory over Kentucky in Tiger Stadium. LSU limited Kentucky to just 155 total yards, 45 in the first half, as the Tigers led from start to finish. LSU finished the game with 348 total yards (179 rushing, 169 passing). LSU punted on six of its eight first half possessions, but the Tigers did manage to take a 14-0 lead at halftime. **Jordan Jefferson**, in his first action this year, scored on a 1-yard run at the 7:06 mark in the first quarter to give the Tigers a 7-0 lead. LSU extended the lead to 14-0 on a 51-yard TD pass from **Jarrett Lee** to **Odell Beckham Jr.** After holding Kentucky to a 3-and-out to start the second half, LSU went 68 yards on 10 plays, capped by a 1-yard run by **Alfred Blue** to stretch the lead to 21-0. The Tigers increased the lead to 28-0 when **Tyrann Mathieu** recovered a fumble that he forced and raced 23-yards for a TD. **Terrence Magee** capped the scoring for the Tigers with his first career TD early in the fourth quarter. The Wildcats scored their only points of the game with less than five minutes to go. Blue led the Tigers with 72 yards and one TD on 16 carries, while Lee connected on 8-of-21 passes for 169 yards and a score. LSU held Kentucky to 89 rushing yards and just 66 passing yards.

Scoring					
UK	0	0	0	7	- 7
LSU	7	7	14	7	- 35
LSU	7:06	1Q	Jefferson 1 run (Alleman kick)		
LSU	11:14	2Q	Beckham 51 pass from Lee (Alleman kick)		
LSU	8:07	3Q	Blue 1 run (Alleman kick)		
LSU	4:30	3Q	Mathieu 23 fumble recovery (Alleman kick)		
LSU	10:39	4Q	Terrence Magee 1 run (Alleman kick)		
UK	4:22	4Q	Roark 4 pass from Newton (McIntosh kick)		

### Team Stats

	UK	LSU
FIRST DOWNS	13	18
RUSHING	6	10
PASSING	5	7
PENALTY	2	1
RUSHING ATTEMPTS	39	46
YARDS GAINED RUSHING	135	186
YARDS LOST RUSHING	46	7
NET YARDS RUSHING	89	179
NET YARDS PASSING	66	169
PASSES ATTEMPTED	25	21
PASSES COMPLETED	7	8
HAD INTERCEPTED	0	0
TOTAL OFFENSIVE PLAYS	64	67
TOTAL NET YARDS	155	348
AVERAGE GAIN PER PLAY	2.4	5.2
FUMBLES/LOST	2/1	1/0
PENALTIES/YARDS	6/23	4/32
INTERCEPTIONS/YARDS	0/0	0/0
PUNTS/YARDS	10/424	8/335
AVERAGE PER PUNT	42.4	41.9
PUNT RETURNS/YARDS	2/9	2/30
KICKOFF RETURNS/YARDS	4/99	2/39
POSSESSION TIME	28:47	31:13
THIRD-DOWN CONVERSIONS	3/15	6/15
FOURTH-DOWN CONVERSIONS	1/1	1/1
SACKS BY	0/0	5/24

### LSU

RUSHING	Att.	Gain	Lost	Net	TD	Long
Alfred Blue	16	72	0	72	1	14
Terrence Magee	12	38	0	38	1	8
Jordan Jefferson	4	29	0	29	1	12
Michael Ford	9	28	6	22	0	9
Russell Sheppard	1	13	0	13	0	13
Spencer Ware	4	6	1	5	0	3

PASSING	Att.	Comp	Int	Yds	TD	Long	Sacks
Jarrett Lee	21	8	0	169	1	51	0

RECEIVING	No.	Yds.	TD	Long
Odell Beckham, Jr.	3	75	1	51
Russell Shepard	2	35	0	22
Deangelo Peterson	2	22	0	11
Rueben Randle	1	37	0	37

PUNTING	No.	Yds.	Avg.	Long	I20	TB
Brad Wing	8	335	41.9	50	1	2

FIELD GOALS	Att.	Made	Long
No Attempts			

ALL RETURNS	Punts			Kickoffs			Intercepted		
	No.	Yds.	Lg.	No.	Yds.	Lg.	No.	Yds.	Lg.
Tyrann Mathieu	2	30	19	0	0	0	0	0	0
Morris Claiborne	0	0	0	1	24	24	0	0	0
Odell Beckham, Jr.	0	0	0	1	15	15	0	0	0

### KENTUCKY

RUSHING	Att.	Gain	Lost	Net	TD	Long
Josh Clemons	21	73	4	69	0	17
Morgan Newton	9	45	12	33	0	14
Jonathan George	6	16	6	10	0	8
Maxwell Smith	3	1	24	-23	0	1

PASSING	Att.	Comp	Int.	Yds.	TD	Long	Sacks
Morgan Newton	20	6	0	57	1	19	3
Maxwell Smith	5	1	0	9	0	9	2

RECEIVING	No.	Yds.	TD	Long
Matt Roark	4	19	1	9
La'Rod King	2	31	0	19
E.J. Fields	1	16	0	16

PUNTING	No.	Yds.	Avg.	Long	I20	TB
Ryan Tydlacka	10	424	42.4	64	1	0

FIELD GOALS	Att.	Made	Long
No Attempts			

ALL RETURNS	Punts			Kickoffs			Intercepted		
	No.	Yds.	Lg.	No.	Yds.	Lg.	No.	Yds.	Lg.
Randall Burden	2	9	5	0	0	0	0	0	0
Mychal Bailey	0	0	0	3	66	23	0	0	0
Winston Guy	0	0	0	1	33	33	0	0	0

# Game 6

#17/18 Florida	11
#1/2 LSU	41

Oct. 8, 2011 • Tiger Stadium • Baton Rouge, La. • 93,022



## Ware Leads LSU Rushing Attack Past No. 17 Florida, 41-11

**Spencer Ware** rushed for a career-high 109 yards and 2 TDs and the Tiger defense limited Florida to just 213 yards as LSU rolled to 41-11 win over the 17th-ranked Gators in Tiger Stadium. LSU scored on four of its first five possessions – including a 46-yard TD pass from **Jarrett Lee** to **Rueben Randle** on the Tigers' second offensive play of the game. LSU quickly built a 14-0 lead on a 2-yard run by Ware at the 6:40 mark in the first quarter. **Drew Alleman** added a 35-yard field goal and Ware an 8-yard TD run as the Tigers built a 24-0 first half lead. Florida kicked a field goal just before halftime as the Tigers led 24-3 at intermission. Florida scored its only TD of the game late in the third quarter to cut the deficit to 27-11, but the Tigers responded with a TD on its next possession to put the game out of reach at 34-11. **Alfred Blue** closed out the scoring with a 2-yard run with just over a minute left in the game. LSU's defense held Florida to nine first downs as the Gators completed just 9 passes for a total of 113 yards passing. LSU had its best offensive showing of the season, totaling 453 total yards (238 rushing, 253 passing). Lee connected on 7-of-10 passes for 154 yards and one score, while **Jordan Jefferson** connected on 3-of-4 attempts for 61 yards and a score. Blue added 70 rushing yards and 1 TD for the Tigers. Defensively, **Tyrann Mathieu** had 6 tackles, including one for a 7-yard loss, and an interception.

### Scoring

UF	0	3	8	0	- 11
LSU	14	10	3	14	- 41

LSU	11:55	1Q	Randle 46 pass from Lee (Alleman kick)
LSU	6:40	1Q	Ware 2 run (Alleman kick)
LSU	13:22	2Q	Alleman 35 FG
LSU	6:50	2Q	Ware 8 run (Alleman kick)
UF	0:08	2Q	Sturgis 34 FG
LSU	4:40	3Q	Alleman 23 FG
UF	0:40	3Q	Debose 65 pass from Brissett (Rainey rush)
LSU	12:20	4Q	Joseph 2 pass from Jefferson (Alleman kick)
LSU	1:27	4Q	Blue 2 run (Alleman kick)

### Team Stats

	UF	LSU
FIRST DOWNS	9	20
RUSHING	5	10
PASSING	3	7
PENALTY	1	3
RUSHING ATTEMPTS	32	49
YARDS GAINED RUSHING	124	253
YARDS LOST RUSHING	11	15
NET YARDS RUSHING	113	238
NET YARDS PASSING	100	215
PASSES ATTEMPTED	16	14
PASSES COMPLETED	9	10
HAD INTERCEPTED	2	0
TOTAL OFFENSIVE PLAYS	48	63
TOTAL NET YARDS	213	453
AVERAGE GAIN PER PLAY	4.4	7.2
FUMBLES/LOST	2-0	0-0
PENALTIES/YARDS	12/90	9/65
INTERCEPTIONS/YARDS	0/0	2/17
PUNTS/YARDS	6/224	3/163
AVERAGE PER PUNT	37.3	45.3
PUNT RETURNS/YARDS	2/7	3/15
KICKOFF RETURNS/YARDS	6/139	3/42
POSSESSION TIME	24:20	35:40
THIRD-DOWN CONVERSIONS	2/11	6/13
FOURTH-DOWN CONVERSIONS	1/2	1/1
SACKS BY	1/8	1/5

### LSU

RUSHING	Att.	Gain	Lost	Net	TD	Long
Spencer Ware	24	113	4	109	2	18
Alfred Blue	14	73	3	70	1	20
Jordan Jefferson	4	7	0	7	0	3
Terrence Magee	3	9	0	9	0	6
Brad Wing	1	44	0	44	0	44
Kenny Hilliard	1	5	0	5	0	5
Michael Ford	1	2	0	2	0	2

PASSING	Att.	Comp	Int	Yds	TD	Long	Sacks
Jarrett Lee	10	7	9	154	1	57	1
Jordan Jefferson	4	3	0	61	1	37	0

RECEIVING	No.	Yds.	TD	Long
Rueben Randle	4	127	1	57
Russell Shepard	2	41	0	37
Deangelo Peterson	1	22	0	22
Kadron Boone	1	21	0	21
Mitch Joseph	1	2	1	2
Spencer Ware	1	2	0	2

PUNTING	No.	Yds.	Avg.	Long	I20	TB
Brad Wing	3	117	39	45	1	0

FIELD GOALS	Att.	Made	Long
Drew Alleman	2	2	made: 35, 23

ALL RETURNS	Punts			Kickoffs			Intercepted		
	No.	Yds.	Lg.	No.	Yds.	Lg.	No.	Yds.	Lg.
Tyrann Mathieu	2	12	9	0	0	0	1	0	0
Rueben Randle	1	3	3	0	0	0	0	0	0
Morris Claiborne	0	0	0	2	33	19	0	0	0
Chase Clement	0	0	0	1	9	9	0	0	0
Brandon Taylor	0	0	0	0	0	0	1	17	17

### FLORIDA

RUSHING	Att.	Gain	Lost	Net	TD	Long
Chris Rainey	13	53	1	52	0	25
Mike Gillislee	9	56	0	56	0	15
Trey Burton	5	9	2	7	0	4
Jeff Demps	2	3	3	0	0	3
Hunter Joyer	1	0	0	0	0	0
Jacoby Brissett	2	3	5	-2	0	3

PASSING	Att.	Comp	Int.	Yds.	TD	Long	Sacks
Jacoby Brissett	14	8	2	94	1	65	1
Trey Burton	2	1	0	6	0	6	0

RECEIVING	No.	Yds.	TD	Long
Trey Burton	33	14	0	10
Jordan Reed	2	8	0	7
Chris Rainey	2	-1	0	6
Andre Debose	1	65	1	65
Frankie Hammond	1	14	0	14

PUNTING	No.	Yds.	Avg.	Long	I20	TB
David Lerner	6	224	37.3	42	1	0

FIELD GOALS	Att.	Made	Long
Caleb Sturgis	1	1	made: 34

ALL RETURNS	Punts			Kickoffs			Intercepted		
	No.	Yds.	Lg.	No.	Yds.	Lg.	No.	Yds.	Lg.
Chris Rainey	2	7	7	1	37	37	0	0	0
Andre Debose	0	0	0	4	83	25	0	0	0
Mike Gillislee	0	0	0	1	19	19	0	0	0



# Game 7

#1/2 LSU	38
Tennessee	7

Oct. 15, 2011 • Neyland Stadium • Knoxville, Tenn. • 101,822



## Dominant Second Half Lifts No. 1 LSU Past Tennessee, 38-7

Jarrett Lee tossed three touchdown passes and Spencer Ware rushed for a score and caught a pass for a TD as top-ranked LSU used a dominating second half to post a 38-7 win over Tennessee in Knoxville. The 31-point win marked the largest margin of victory by the Tigers over the Vols. LSU never trailed in the contest as the Tigers accounted for 38 minutes of possession time, including 22 of a possible 30 minutes in the second half. After a scoreless first quarter, LSU took a 7-0 lead on a 5-yard TD pass from Lee to Rueben Randle. Morris Claiborne setup LSU's first score after returning an interception 89-yards to the Tennessee 5-yard line. LSU increased the lead to 14-0 five minutes later when Ware scampered 13 yards on a screen pass for a TD. Tennessee responded with a TD to cut the lead to 14-7, but a Drew Alleman 18-yard field goal just before half gave the Tigers a 17-7 lead at intermission. The second half was all LSU as the Tigers scored TDs on all three of their possessions. LSU had TD scoring drives of 12 plays, 66yards, 7:01; 16 plays, 99 yards, 8:44; and 10 plays, 65 yards, 6:08 in the second half. LSU ran 38 plays in the second half compared to just 19 for the Vols. LSU also outgained Tennessee 222-66 in the second half as the Tigers outscored the Vols 21-0 in the final 30 minutes of the contest. Ware led the Tigers with 80 rushing yards and a score. Lee connected on 13-of-17 passes for 138 yards and a career-high tying three scores. Brandon Taylor led LSU with 10 tackles.

Scoring					
LSU	0	17	7	14	-38
UT	0	7	0	0	-7

LSU	14:56	2Q	Randle 5 pass from Lee (Alleman kick)
LSU	10:01	2Q	Ware 13 pass from Lee (Alleman kick)
UT	2:24	2Q	Poole 2 run (Palardy kick)
LSU	0:15	2Q	Alleman 18 FG
LSU	7:53	3Q	Ware 1 run (Alleman kick)
LSU	8:55	4Q	Jefferson 3 run (Alleman kick)
LSU	1:35	4Q	Shepard 14 pass from Lee (Allema kick)

### Team Stats

	LSU	UT
FIRST DOWNS	24	11
RUSHING	14	5
PASSING	6	5
PENALTY	4	1
RUSHING ATTEMPTS	49	29
YARDS GAINED RUSHING	245	130
YARDS LOST RUSHING	8	19
NET YARDS RUSHING	237	111
NET YARDS PASSING	146	128
PASSES ATTEMPTED	20	20
PASSES COMPLETED	14	6
HAD INTERCEPTED	0	2
TOTAL OFFENSIVE PLAYS	69	49
TOTAL NET YARDS	383	239
AVERAGE GAIN PER PLAY	5.6	4.9
FUMBLES/LOST	0/0	0/0
PENALTIES/YARDS	8/61	6/68
INTERCEPTIONS/YARDS	2/99	0/0
PUNTS/YARDS	4/180	5/189
AVERAGE PER PUNT	45.0	37.8
PUNT RETURNS/YARDS	3/32	0/0
KICKOFF RETURNS/YARDS	2/68	5/135
POSSESSION TIME	38:19	21:41
THIRD-DOWN CONVERSIONS	6/12	4/10
FOURTH-DOWN CONVERSIONS	1/1	0/1
SACKS BY	0/0	1/3

### LSU

RUSHING	Att.	Gain	Lost	Net	TD	Long
Spencer Ware	23	84	4	80	1	16
Jordan Jefferson	14	77	4	73	1	18
Michael Ford	5	35	0	35	0	13
Russell Shepard	2	19	0	19	0	10
Alfred Blue	4	17	0	17	0	8
Kenny Hilliard	1	13	0	13	0	13

PASSING	Att.	Comp	Int	Yds	TD	Long	Sacks
Jarrett Lee	17	13	0	138	3	45	0
Jordan Jefferson	3	1	0	8	0	8	1

RECEIVING	No.	Yds.	TD	Long
Rueben Randle	5	86	1	45
Odell Beckham Jr.	4	24	0	8
Deangelo Peterson	2	8	0	7
Russell Shepard	1	14	1	14
Spencer Ware	1	13	1	13
Kenny Hilliard	1	1	0	1

PUNTING	No.	Yds.	Avg.	Long	I20	TB
Brad Wing	4	180	45.0	53	2	2

FIELD GOALS	Att.	Made	Long
Drew Alleman	1	1	made: 18

Punts			Kickoffs			Intercepted		
No.	Yds.	Lg.	No.	Yds.	Lg.	No.	Yds.	Lg.
Tyrann Mathieu	2	22	12	0	0	0	0	0
Odell Beckham Jr.	1	10	10	1	34	34	0	0
Morris Claiborne	0	0	0	1	34	34	1	89
Eric Reid	0	0	0	0	0	0	1	10

### TENNESSEE

RUSHING	Att.	Gain	Lost	Net	TD	Long
Tauren Poole	19	80	10	70	1	22
Marlin Lane	6	43	0	43	0	18
Rajion Neal	1	5	0	5	0	5

PASSING	Att.	Comp	Int.	Yds.	TD	Long	Sacks
Matt Simms	20	6	2	128	0	44	0

RECEIVING	No.	Yds.	TD	Long
Da'Rick Rogers	3	63	0	44
Rajion Neal	1	38	0	38
Devrin Young	1	21	0	21
Ben Bartholomew	1	6	0	6

PUNTING	No.	Yds.	Avg.	Long	I20	TB
Matt Darr	4	147	36.8	41	2	0
Michael Palardy	1	42	42.0	42	0	0

FIELD GOALS	Att.	Made	Long
none			

Punts			Kickoffs			Intercepted		
No.	Yds.	Lg.	No.	Yds.	Lg.	No.	Yds.	Lg.
Devrin Young	0	0	0	5	135	60	0	0

# Game 8

#19/23 Auburn	10
#1/2 LSU	45

Oct. 22, 2011 • Tiger Stadium • Baton Rouge, La. • 93,098



## No. 1 LSU Dominates Defending National Champion Auburn, 45-10

Jarrett Lee threw for 165 yards and a pair of TDs and true freshman Kenny Hilliard had his breakout game, rushing for 65 yards and two scores, as LSU rolled to a 45-10 win over 19th-ranked Auburn in Tiger Stadium. Playing without five starters for various reasons, LSU wasted little time in taking control of the game as the Tigers drove 76 yards on their first possession to take a 7-0 lead on a 9-yard run by Hilliard. After Auburn pulled to within 7-3 on a field goal late in the first quarter, LSU scored 38 unanswered points. Rueben Randle caught a 42-yard TD pass from Jordan Jefferson with five minutes left in the first half and then hauled in a 46-yard scoring pass from Lee with 40 seconds left in the second quarter as the Tigers led 21-3 at halftime. LSU blew the game open early in the third quarter, scoring three TDs in a two-minute span, extending a 21-3 lead to 42-3 at the 7:27 mark in the third quarter following a 28-yard interception return for a TD by Ron Brooks. LSU's other scores during that 21-point burst came on a 10-yard pass from Lee to Russell Shepard and a 1-yard run by Hilliard. Drew Alleman kicked a 36-yard field goal early in the fourth quarter for the Tigers. Auburn got its only TD of the game on LSU's second team defense with just over two minutes left in the game. For the game, LSU racked up 393 total yards (174 rushing, 219 passing), while holding Auburn to only 248 total yards. Michael Ford led the Tigers with 82 rushing yards, while Randle caught five passes for 106 yards and a pair of scores. LSU went without an offensive turnover for the fifth straight game.

### Scoring

AU	3	0	0	7	- 10
LSU	7	14	21	3	- 45

LSU	11:13	1Q	Hilliard 9 run (Alleman kick)
AU	1:26	1Q	Parkey 42 FG
LSU	5:00	2Q	Randle 42 pass from Jefferson (Alleman kick)
LSU	0:40	2Q	Randle 46 pass from Lee (Alleman kick)
LSU	9:51	3Q	Shepard 10 pass from Lee (Alleman kick)
LSU	8:12	3Q	Hilliard 1 run (Alleman kick)
LSU	7:27	3Q	Brooks 28 INT return (Alleman kick)
LSU	13:56	4Q	Alleman 36 FG
AU	2:22	4Q	McCalebb 2 run (Parkey kick)

### Team Stats

	AU	LSU
FIRST DOWNS	18	23
RUSHING	6	10
PASSING	9	9
PENALTY	3	4
RUSHING ATTEMPTS	34	36
YARDS GAINED RUSHING	146	187
YARDS LOST RUSHING	59	13
NET YARDS RUSHING	87	174
NET YARDS PASSING	161	219
PASSES ATTEMPTED	24	23
PASSES COMPLETED	14	16
HAD INTERCEPTED	1	0
TOTAL OFFENSIVE PLAYS	58	59
TOTAL NET YARDS	248	393
AVERAGE GAIN PER PLAY	4.3	6.7
FUMBLES/LOST	2/1	0/0
PENALTIES/YARDS	7/51	5/60
INTERCEPTIONS/YARDS	0/0	1/28
PUNTS/YARDS	7/246	4/205
AVERAGE PER PUNT	35.1	51.2
PUNT RETURNS/YARDS	2/2	1/14
KICKOFF RETURNS/YARDS	7/135	2/48
POSSESSION TIME	29:25	30:35
THIRD-DOWN CONVERSIONS	4/12	3/8
FOURTH-DOWN CONVERSIONS	0/0	0/0
SACKS BY	2/6	6/56

## LSU

### RUSHING

	Att.	Gain	Lost	Net	TD	Long	Avg
Michael Ford	12	82	0	82	0	23	6.8
Kenny Hilliard	10	65	0	65	2	25	6.5
Alfred Blue	5	18	1	17	0	5	3.4
Terrence Magee	3	14	0	14	0	7	4.7
Jordan Jefferson	4	8	6	2	0	8	0.5
Russell Shepard	1	0	3	-3	0	0	-3.0

### PASSING

	Att.	Comp	Int	Yds	TD	Long	Sacks
Jarrett Lee	20	14	0	165	2	46	0
Jordan Jefferson	3	2	0	54	1	42	2

### RECEIVING

	No.	Yds.	TD	Long
Rueben Randle	5	106	2	46
Odell Beckham Jr.	3	42	0	23
Russell Shepard	3	10	1	10
Chase Clement	2	40	0	27
Deangelo Peterson	1	12	0	12
James Wright	1	7	0	7
Alfred Blue	1	2	0	2

### PUNTING

	No.	Yds.	Avg.	Long	I20	TB
Brad Wing	4	205	51.2	56	3	0

### FIELD GOALS

	Att.	Made	Long
Drew Alleman	1	36	made: 36

### Punts

	No.	Yds.	Lg.
Odell Beckham Jr.	1	14	14
Russell Shepard	0	0	0
Ron Brooks	0	0	0

### Kickoffs

	No.	Yds.	Lg.
Odell Beckham Jr.	0	0	0
Russell Shepard	0	0	0
Ron Brooks	0	0	0

### Intercepted

	No.	Yds.	Lg.
Odell Beckham Jr.	0	0	0
Russell Shepard	0	0	0
Ron Brooks	0	0	0

## ALL RETURNS

	No.	Yds.	Lg.
Odell Beckham Jr.	1	14	14
Russell Shepard	0	0	0
Ron Brooks	0	0	0

## AUBURN

### RUSHING

	Att.	Gain	Lost	Net	TD	Long	Avg.
Michael Dyer	12	62	2	60	0	29	5.0
Onterio McCalebb	3	32	0	32	1	20	10.7
Kiehl Frazier	9	32	1	31	0	13	3.4
Quan Bray	1	8	0	8	0	8	8.0
Clint Moseley	9	12	56	-44	0	6	-4.9

### PASSING

	Att.	Comp	Int.	Yds.	TD	Long	Sacks
Clint Moseley	12	20	1	145	0	30	6
Kiehl Frazier	2	4	0	16	0	14	0

### RECEIVING

	No.	Yds.	TD	Long
Onterio McCalebb	3	38	0	25
Philip Lutzenkirchen	3	23	0	16
DeAngelo Benton	2	42	0	30
Trovon Reed	2	26	0	25
Quan Bray	2	22	0	14
Travante Stallworth	2	10	0	10

### PUNTING

	No.	Yds.	Avg.	Long	I20	TB
Steven Clark	7	246	35.1	52	3	0

### FIELD GOALS

	Att.	Made	Long
Cody Parkey	1	1	42 made: 42

### Punts

	No.	Yds.	Lg.
Quan Bray	2	2	7
Robenson Therezie	0	0	0
Tre Mason	0	0	0
Onterio McCalebb	0	0	0

### Kickoffs

	No.	Yds.	Lg.
Quan Bray	0	0	0
Robenson Therezie	0	0	0
Tre Mason	0	0	0
Onterio McCalebb	0	0	0

### Intercepted

	No.	Yds.	Lg.
Quan Bray	0	0	0
Robenson Therezie	0	0	0
Tre Mason	0	0	0
Onterio McCalebb	0	0	0

# Game 9

#1 LSU	9
#2 Alabama	6

Nov. 5, 2011 • Bryant-Denny Stadium • Tuscaloosa, Ala. • 101,821



## Alleman Boots No. 1 LSU Past No. 2 Alabama, 9-6, in "Game of the Century"

**Drew Alleman** kicked three field goals, including the game-winner in overtime, as top-ranked LSU topped second-ranked Alabama, 9-6, in what was the first regular season meeting between teams ranked Nos. 1-2 in SEC history. Billed as the "Game of the Century" by many, the contest didn't disappoint as the top two defenses in the SEC engaged in a classic defensive battle. Playing perhaps its best game of the season, the LSU defense allowed just six points to Alabama even though the Crimson Tide penetrated inside the Tiger 35-yard line seven times during the contest. After a scoreless first quarter that saw the Crimson Tide miss three field goals, Alabama scratched first on a 34-yard field goal with less than four minutes left in the first half. Alleman tied the game at 3-3 at halftime when he banged home a 19-yard field goal as time expired in the second quarter. Alabama regained the lead at 6-3 following a 46-yard field goal midway through the third quarter. Alleman tied the contest at 6-6 with a 30-yard field goal at the 14:13 mark in the fourth quarter. **Eric Reid's** unlikely interception in the endzone at the 11:03 mark in the fourth quarter stopped another Alabama drive and then a 73-yard punt by **Brad Wing** on LSU's ensuing possession flipped the field position back to LSU's favor. The teams traded scoreless possessions in the final nine minutes of the contest before going to overtime. Tied at 6-6. In overtime, LSU's defense again came up big, holding the Crimson Tide to negative yards and forcing Alabama to try a 52-yard field goal – which they missed. LSU needed just four offensive plays to setup Alleman's game-winning kick – a 25-yard that split the uprights giving the Tigers a 9-6 victory. For the game, LSU limited Alabama to 295 total yards and just 96 on the ground. LSU managed 148 rushing yards and 239 total yards with **Michael Ford** leading the way with 72 yards on 11 carries.

Scoring						
LSU	0	3	0	3	3	- 9
UA	0	3	3	0	0	- 6

UA	3:53	2Q	Shelley 34 FG
LSU	00:00	2Q	Alleman 19 FG
UA	7:56	3Q	Foster 46 FG
LSU	14:13	4Q	Alleman 30 FG
LSU	15:00	OT	Alleman 25 FG

### Team Stats

	LSU	UA
FIRST DOWNS	15	17
RUSHING	9	8
PASSING	4	7
PENALTY	2	2
RUSHING ATTEMPTS	41	35
YARDS GAINED RUSHING	154	128
YARDS LOST RUSHING	6	32
NET YARDS RUSHING	148	96
NET YARDS PASSING	91	199
PASSES ATTEMPTED	17	29
PASSES COMPLETED	9	16
HAD INTERCEPTED	2	2
TOTAL OFFENSIVE PLAYS	58	60
TOTAL NET YARDS	239	295
AVERAGE GAIN PER PLAY	4.1	4.9
FUMBLES/LOST	0/0	1/0
PENALTIES/YARDS	7/56	6/73
INTERCEPTIONS/YARDS	2/33	2/14
PUNTS/YARDS	6/229	2/79
AVERAGE PER PUNT	38.2	39.5
PUNT RETURNS/YARDS	1/0	0/0
KICKOFF RETURNS/YARDS	3/49	2/49
POSSESSION TIME	29:54	30:06
THIRD-DOWN CONVERSIONS	3/11	5/13
FOURTH-DOWN CONVERSIONS	0/0	0/0
SACKS BY	2/6	1/3

## LSU

RUSHING	Att.	Gain	Lost	Net	TD	Long
Michael Ford	11	73	1	72	0	15
Jordan Jefferson	11	46	3	43	0	18
Spencer Ware	16	31	2	29	0	6
Russell Shepard	1	2	0	2	0	2
Kenny Hilliard	2	2	0	2	0	2

PASSING	Att.	Comp	Int	Yds	TD	Long	Sacks
Jordan Jefferson	10	6	0	67	0	34	1
Jarrett Lee	7	3	2	24	0	13	0

RECEIVING	No.	Yds.	TD	Long
Russell Shepard	2	39	0	34
Rueben Randle	2	19	0	13
Chase Clement	2	19	0	14
Odell Beckham Jr.	2	16	0	13
Deangelo Peterson	1	-2	0	0

PUNTING	No.	Yds.	Avg.	Long	I20	TB
Brad Wing	6	229	38.2	73	4	0

FIELD GOALS	Att.	Made	Long
Drew Alleman	3	3	made: 30, 25, 19

Punts			Kickoffs			Intercepted		
No.	Yds.	Lg.	No.	Yds.	Lg.	No.	Yds.	Lg.
Odell Beckham Jr.	1	0	0	0	0	0	0	0
Ron Brooks	0	0	0	3	49	18	0	0
Morris Claiborne	0	0	0	0	0	0	1	33
Eric Reid	0	0	0	0	0	0	1	0

## ALABAMA

RUSHING	Att.	Gain	Lost	Net	TD	Long
Trent Richardson	23	103	14	89	0	24
Eddie Lacy	5	25	6	19	0	20
AJ McCarron	2	0	6	-6	0	0
Marquis Maze	1	0	6	-6	0	0

PASSING	Att.	Comp	Int.	Yds.	TD	Long	Sacks
AJ McCarron	28	16	1	199	0	39	2
Marquis Maze	1	0	1	0	0	0	0

RECEIVING	No.	Yds.	TD	Long
Marquis Maze	6	61	0	19
Trent Richardson	5	80	0	39
Darius Hanks	2	38	0	19
Eddie Lacy	1	11	0	11
Brad Smelley	1	8	0	8
Michael Williams	1	1	0	1

PUNTING	No.	Yds.	Avg.	Long	I20	TB
Cody Mandell	2	79	39.5	41	2	0

FIELD GOALS	Att.	Made	Long
Cade Foster	4	1	made: 46
Jeremy Shelley	2	1	made: 34

Punts			Kickoffs			Intercepted		
No.	Yds.	Lg.	No.	Yds.	Lg.	No.	Yds.	Lg.
Trent Richardson	0	0	0	1	23	23	0	0
Mark Barron	0	0	0	0	0	0	1	14
Robert Lester	0	0	0	0	0	0	1	0
Marquis Maze	0	0	0	1	26	26	0	0

# Game 10

Western Kentucky	9
#1 LSU	42

Nov. 12, 2011 • Tiger Stadium • Baton Rouge, La. • 92,917



## Blue Paces No. 1 LSU to Big Win Against Western Kentucky

**Alfred Blue** rushed for a career-high 119 yards and two touchdowns as LSU overcame a sluggish first half to beat Western Kentucky, 42-9, for Homecoming in Tiger Stadium. **Jordan Jefferson** started at quarterback for the first time this year and he responded with 168 yards passing and one score. The Tigers took a 7-0 lead midway through the first quarter when Jefferson connected with **Rueben Randle** on a 59-yard TD pass. The Hilltoppers responded with a 10-play drive to tie the game at 7-7 at the 1:26 mark in the first quarter. LSU regained the lead at 14-7 just before halftime when **Kenny Hilliard** scored the first of his two TDs on a 1-yard run. The Tigers opened the second half by scoring TDs on four of their first five possessions. Hilliard stretched the lead to 21-7 with another 1-yard run at the 8:58 mark in the third quarter. Following a Western Kentucky safety that got the Hilltoppers to within 21-9, LSU put the game out of reach at 35-9 on a pair of rushing scores by Blue – one going for 45 yards and the other from 4-yards out. **Jarrett Lee** hit **Kadron Boone** with a 5-yard TD pass to close out the scoring for the Tigers. Despite allowing a TD in the first quarter for the first time all season, LSU's defense still managed to hold Western Kentucky to 248 total yards (129 rushing, 97 passing). **Kevin Minter** led the Tigers on defense with a career-high 11 tackles, while **Ryan Baker** added nine stops. **Barkevious Mingo**, **Sam Montgomery** and **Ron Brooks** all had sacks for LSU, while **Tahj Jones** picked off the first pass of his career.

### Scoring

WKU	7	0	2	0	-9
LSU	7	7	14	14	- 42

LSU	6:18	1Q	Randle 59 pass from Jefferson (Alleman kick)
WKU	1:26	1Q	Simpson 2 run (Tinius kick)
LSU	3:32	2Q	Hilliard 1 run (Alleman kick)
LSU	8:58	3Q	Hilliard 1 run (Alleman kick)
WKU	5:22	3Q	Team Safety
LSU	2:53	3Q	Blue 45 run (Alleman kick)
LSU	13:52	4Q	Blue 4 run (Alleman kick)
LSU	5:45	4Q	Boone 5 pass from Lee (Alleman kick)

### Team Stats

	WKU	LSU
FIRST DOWNS	15	23
RUSHING	7	12
PASSING	7	9
PENALTY	1	2
RUSHING ATTEMPTS	45	40
YARDS GAINED RUSHING	168	306
YARDS LOST RUSHING	39	15
NET YARDS RUSHING	129	291
NET YARDS PASSING	93	183
PASSES ATTEMPTED	24	19
PASSES COMPLETED	11	10
HAD INTERCEPTED	1	0
TOTAL OFFENSIVE PLAYS	69	59
TOTAL NET YARDS	226	474
AVERAGE GAIN PER PLAY	3.3	8.0
FUMBLES/LOST	0/0	4/1
PENALTIES/YARDS	6/50	5/44
INTERCEPTIONS/YARDS	0/0	1/1
PUNTS/YARDS	6/248	2/68
AVERAGE PER PUNT	41.3	34.0
PUNT RETURNS/YARDS	1/0	4/48
KICKOFF RETURNS/YARDS	7/190	2/48
POSSESSION TIME	35:55	24:05
THIRD-DOWN CONVERSIONS	7/18	8/11
FOURTH-DOWN CONVERSIONS	1/3	0/0
SACKS BY	2/11	3/17

## LSU

### RUSHING

	Att.	Gain	Lost	Net	TD	Long
Alfred Blue	9	119	0	119	2	45
Michael Ford	11	63	1	62	0	13
Spencer Ware	6	39	0	39	0	21
Jordan Jefferson	5	31	11	20	0	26
Russell Shepard	1	18	0	18	0	18
Terrence Magee	2	17	0	17	0	9
Jarrett Lee	1	15	0	15	0	15
Jakhari Gore	1	1	0	1	0	1
Kenny Hilliard	4	3	3	0	2	1

### PASSING

	Att.	Comp	Int	Yds	TD	Long	Sacks
Jordan Jefferson	14	8	0	168	1	59	2
Jarrett Lee	4	2	0	15	1	10	0

### RECEIVING

	No.	Yds.	TD	Long
Rueben Randle	3	76	1	59
Odell Beckham Jr.	2	42	0	29
Chase Clement	1	24	0	24
Jarvis Landry	1	20	0	20
Travis Dickson	1	10	0	10
Spencer Ware	1	6	0	6
Kadron Boone	1	5	1	5

### PUNTING

	No.	Yds.	Avg.	Long	I20	TB
Brad Wing	2	68	34.0	35	1	0

### FIELD GOALS

	Att.	Made	Long
none			

	Punts			Kickoffs			Intercepted		
	No.	Yds.	Lg.	No.	Yds.	Lg.	No.	Yds.	Lg.
Tyrann Mathieu	2	39	29	0	0	0	0	0	0
Odell Beckham Jr.	2	9	12	2	48	27	0	0	0
Tahj Jones	0	0	0	0	0	0	1	1	1

### ALL RETURNS

## WESTERN KENTUCKY

### RUSHING

	Att.	Gain	Lost	Net	TD	Long
Bobby Rainey	28	107	22	85	0	14
Keshawn Simpson	6	19	0	19	1	6
Boe Brand	1	17	0	17	0	17
Kadeem Jones	5	11	0	11	0	7
Kawaun Jakes	5	14	17	-3	0	13

### PASSING

	Att.	Comp	Int.	Yds.	TD	Long	Sacks
Kawaun Jakes	24	11	1	97	0	14	3

### RECEIVING

	No.	Yds.	TD	Long
Jack Doyle	5	44	0	14
Bobby Rainey	2	15	0	10
Antonio Andrews	1	11	0	11
Mitchell Henry	1	10	0	10
Rico Brown	1	9	0	9
Kadeem Jones	1	8	0	8

### PUNTING

	No.	Yds.	Avg.	Long	I20	TB
Hendrix Brakefield	6	248	41.3	50	2	0

### FIELD GOALS

	Att.	Made	Long
Casey Tinius	1	0	Missed: 49

	Punts			Kickoffs			Intercepted		
	No.	Yds.	Lg.	No.	Yds.	Lg.	No.	Yds.	Lg.
Antonio Andrews	1	0	0	5	136	73	0	0	0
Derrius Brooks	0	0	0	1	32	32	0	0	0
Tyree Robinson	0	0	0	1	22	22	0	0	0

## 2011 LSU Football – Numerical Roster vs. Ole Miss

NO.	NAME	POS.	HT.	WT.	CL./EXP.	HOMETOWN (HS/PREVIOUS SCHOOL)
1	Eric Reid	S	6-2	208	So.-1L	Geismar, La. (Dutchtown HS)
2	Rueben Randle	WR	6-4	208	Jr.-2L	Bastrop, La. (Bastrop HS)
4	Alfred Blue	RB	6-2	215	So.-1L	Boutte, La. (Hahnville HS)
7	Tyrann Mathieu	CB	5-9	175	So.-1L	New Orleans, La. (St. Augustine HS)
8	Zach Mettenberger	QB	6-5	222	So.-TRF	Watkinsville, Ga. (Butler (Kan.) CC)
9	Jordan Jefferson	QB	6-5	225	Sr.-3L	St. Rose, La. (Destrehan HS)
9	Ego Ferguson	DT	6-3	283	Fr.-RS	Frederick, Md. (Hargrave Military Academy)
10	Russell Shepard	WR	6-1	185	Jr.-2L	Houston, Texas (Cypress Ridge HS)
11	Spencer Ware	RB	5-11	223	So.-1L	Cincinnati, Ohio (Princeton HS)
12	Jarrett Lee	QB	6-2	206	Sr.-3L	Brenham, Texas (Brenham HS)
13	Ron Brooks	CB	6-0	177	Sr.-3L	Irving, Texas (MacArthur HS)
14	Terrence Magee	RB	5-9	212	Fr.-HS	Franklinton, La. (Franklinton HS)
16	Stephen Rivers	QB	6-7	212	Fr.-HS	Athens, Ala. (Athens HS)
17	Morris Claiborne	CB	6-0	185	Jr.-2L	Shreveport, La. (Fair Park HS)
18	Brandon Taylor	S	6-0	194	Sr.-3L	Franklinton, La. (Franklinton HS)
19	Deangelo Peterson	TE	6-4	235	Sr.-3L	New Orleans, La. (Desire Street Academy)
22	Ryan Baker	LB	6-0	236	Sr.-3L	Grand Ridge, Fla. (Bountstown HS)
23	Stefoin Francois	LB	6-1	223	Sr.-2L	Reserve, La. (East St. John HS)
24	Tharold Simon	CB	6-3	187	So.-1L	Eunice, La. (Eunice HS)
27	Kenny Hilliard	RB	5-11	240	Fr.-HS	Patterson, La. (Patterson HS)
28	Ronnie Vinson	DB	5-11	185	Fr.-RS	New Orleans, La. (Newman HS)
29	Sam Gibson	S	6-1	203	Fr.-RS	Prattville, Ala. (Prattville HS)
30	Drew Alleman	P/PK	5-11	183	Jr.-SQ	Lafayette, La. (Acadiana HS)
31	D.J. Welter	LB	6-0	226	Fr.-RS	Crowley, La. (Notre Dame HS)
33	Odell Beckham, Jr.	WR	5-11	183	Fr.-HS	New Orleans, La. (Newman HS)
35	James Stampley	FB	5-10	239	Sr.-2L	Baker, La. (Baker HS)
36	Derrick Bryant	S	5-11	195	Sr.-2L	Lawrenceville, Ga. (Peachtree Ridge HS)
37	Karnell Hatcher	LB	6-2	223	Sr.-3L	Delray Beach, Fla. (Atlantic Community)
38	Brad Wing	P	6-3	184	Fr.-RS	Melbourne, Australia (Parkiew Baptist HS)
38	James Hairston	P/PK	6-0	200	Fr.-HS	Dallas, Texas (Jesuit HS)
38	D.J. Howard	P	6-2	191	Sr.-SQ	Baton Rouge, La. (West Feliciana HS)
39	Josh Johns	LB	6-2	210	So.-SQ	Baton Rouge, La. (Central HS)
40	Rockey Duplessis	S	6-1	209	So.-1L	Belle Chasse, La. (Belle Chasse HS)
41	Travis Dickson	TE	6-3	230	Fr.-RS	Ocean Springs, Miss. (Ocean Springs HS)
42	Michael Ford	RB	5-10	215	So.-1L	Leesville, La. (Leesville HS)
43	Connor Neighbors	FB	5-10	233	So.-SQ	Huntsville, Ala. (Huntsville HS)
44	J.C. Copeland	FB	6-1	280	So.-SQ	LaGrange, Ga. (Troup County HS)
46	Kevin Minter	LB	6-2	242	So.-1L	Suwanee, Ga. (Peachtree Ridge HS)
47	Tyler Edwards	TE	6-4	235	Jr.-2L	Monroe, La. (Ouachita Parish HS)
48	Seth Fruge	LB/HOLD	5-11	200	So.-1L	Welsh, La. (Notre Dame HS)
49	Barkevious Mingo	DE	6-5	240	So.-1L	West Monroe, La. (West Monroe HS)
50	Joey Crappell	SNP	6-2	245	Sr.-2L	Patterson, La. (Patterson HS)
52	Luke Muncie	LB	6-3	220	So.-1L	Klein, Texas (Oak HS)
56	Anthony Johnson	DT	6-3	310	Fr.-HS	New Orleans, La. (O.P. Walker HS)
57	Lamin Barrow	LB	6-2	229	So.-1L	Marrero, La. (John Ehret HS)
58	Tahj Jones	LB	6-2	205	So.-1L	Sulphur, La. (Sulphur HS)
59	Jermauria Rasco	DE	6-3	255	Fr.-HS	Shreveport, La. (Evangel HS)
60	Will Blackwell	OG	6-4	290	Sr.-3L	West Monroe, La. (West Monroe HS)
61	Ben Domingue	C	6-3	272	So.-SQ	Lafayette, La. (St. Thomas More HS)
64	P.J. Lonergan	C	6-4	305	Jr.-2L	New Orleans, La. (Rummel HS)
69	Alex Bonnette	OT	6-2	284	So.-SQ	LaPlace, La. (Riverside Academy)
72	Alex Hurst	OT	6-6	340	Jr.-2L	Bartlett, Tenn. (Arlington HS)
73	Chris Davenport	OT	6-4	320	So.-SQ	Mansfield, La. (Mansfield HS)
74	Josh Williford	OG	6-7	324	So.-1L	Dothan, Ala. (Houston Academy)

75	Gregory Shaw	OT	6-5	281	Sr.-1L	Hialeah, Fla. (Edward Pace HS)
76	Chris Faulk	OT	6-6	325	So.-1L	Slidell, La. (Northshore HS)
77	Josh Downs	DT	6-1	287	Jr.-2L	Bastrop, La. (Bastrop HS)
78	La'El Collins	OG	6-5	320	Fr.-HS	Baton Rouge, La. (Redemptorist HS)
79	Matt Branch	OG	6-6	287	Jr.-2L	Monroe, La. (Sterlington HS)
80	Jarvis Landry	WR	6-0	190	Fr.-HS	Lutcher, La. (Lutcher HS)
82	James Wright	WR	6-2	201	So.-1L	Belle Chase, La. (Belle Chase HS)
83	Mitch Joseph	TE	6-5	268	Sr.-2L	New Iberia, La. (Catholic-New Iberia HS)
84	Nic Jacobs	TE	6-5	253	Fr.-RS	Many, La. (Many HS)
85	Alex Russian	TE/SNP	6-5	235	Sr.-1L	Round Rock, Texas (Round Rock HS)
86	Kadron Boone	WR	6-0	195	So.-1L	Ocala, Fla. (Ocala Trinity HS)
87	Chancey Aghayere	DE	6-4	279	Jr.-2L	Garland, Texas (Garland HS)
88	Chase Clement	TE	6-5	251	Jr.-2L	Thibodaux, La. (E.D. White HS)
89	Lavar Edwards	DE	6-5	264	Jr.-2L	Gretna, La. (Desire Street Academy)
90	Michael Brockers	DT	6-6	306	So.-1L	Houston, Texas (Chavez HS)
93	Bennie Logan	DT	6-3	287	So.-1L	Coushatta, La. (Red River HS)
94	Kendrick Adams	DE	6-5	255	Sr.-1L	Enterprise, Ala. (Copiah-Lincoln CC)
97	Dennis Johnson	DT	6-2	285	Sr.-2L	Amory, Miss. (Amory HS)
98	Jordan Allen	DE	6-6	252	Fr.-RS	West Monroe, La. (West Monroe HS)
99	Sam Montgomery	DE	6-4	245	So.-1L	Greenwood, S.C. (Greenwood HS)