

# LSU 2011 FOOTBALL

**NATIONAL CHAMPIONS**  
1958 • 2003 • 2007

**SEC CHAMPIONS**  
1935 • 1936 • 1958 • 1961 • 1970  
1986 • 1988 • 2001 • 2003 • 2007



8

## Auburn

October 22, 2011 • 2:30 p.m. CDT • CBS  
Baton Rouge, La. • Tiger Stadium (92,542)

### #1/2 LSU (7-0, 4-0 SEC)

#### SEPTEMBER (4-0)

3	Cowboys Classic (ABC)	W, 40-27
	vs. #3 Oregon (in Arlington, Texas)	
10	Northwestern State (TigerVision PPV)	W, 49-3
15	* at #25 Mississippi State (ESPN)	W, 19-6
24	at #16 West Virginia (ABC)	W, 47-21

#### OCTOBER (3-0)

1	* Kentucky (SECN)	W, 35-7
8	* #17/18 Florida (CBS)	W, 41-11
15	* at Tennessee (CBS)	W, 38-7
22	* #19/23 Auburn (CBS)	2:30 p.m.

#### NOVEMBER

5	* at Alabama	TBA
12	Western Kentucky (HC)	TBA
19	* at Ole Miss	TBA
25	* Arkansas (CBS)	1:30 p.m.

#### DECEMBER

3	SEC Championship Game (CBS)	3 p.m.
	Atlanta, Ga.	

### #19/23 Auburn (5-2, 3-1 SEC)

#### SEPTEMBER (3-1)

3	Utah State (ESPN2)	W, 42-38
10	* #16/17 Mississippi State (SECN)	W, 41-34
17	at Clemson (ABC)	L, 38-24
24	Florida Atlantic (FSN)	W, 30-16

#### OCTOBER (2-1)

1	* at #10/9 South Carolina (CBS)	W, 16-13
8	* at #10/12 Arkansas (ESPN)	L, 38-14
15	* Florida (ESPN)	W, 17-6
22	* at #1/2 LSU (CBS)	2:30 p.m.
29	* Ole Miss	TBA

#### NOVEMBER

12	* at Georgia	TBA
19	Samford	TBA
26	* #2/3 Alabama (CBS)	TBA

### On the Air

#### Radio • LSU Sports Radio Network

Jim Hawthorne, play-by-play  
Doug Moreau, analyst  
Gordy Rush, sideline



#### Television • CBS

Verne Lundquist, play-by-play  
Gary Danielson, analyst  
Tracy Wolfson, sideline



#### Television • Cox Sports (delay)

Lyn Rollins, play-by-play  
Greg Bowser, analyst  
Jordy Hultberg, sideline



LSUsports.net  
f t LSUsports.net/connect

### NEXT UP

#### Top-Ranked LSU Faces Fifth Top 25 Opponent As Auburn Comes To Tiger Stadium

LSU looks to go 8-0 for the first time since 1973 on Saturday when the top-ranked Tigers host Auburn at 2:30 p.m. in Tiger Stadium. The game will be televised nationally by CBS, the third time this year that LSU has appeared on the network. LSU goes into the game with a 7-0 overall mark and a 4-0 league record following last week's 38-7 win over Tennessee in Knoxville. For the first time in school history, LSU has won its first seven games by double-digits. LSU goes into the game ranked No. 1 in the first BCS Standings which were released on Sunday. LSU is also No. 1 in the Associated Press poll and the Harris Interactive poll and the Tigers are No. 2 in the USA Today Coaches poll. Auburn, ranked No. 19 in the AP poll and No. 23 in the USA Today Coaches poll, brings a 5-2 overall record and a 3-1 conference mark into the game. Auburn is coming off a 17-6 win over Florida on Saturday. Auburn represents the fifth Top 25 team that LSU has faced this season. LSU brings a 14-game Tiger Stadium winning streak and an 8-game overall winning streak into the Auburn contest. LSU is playing its fourth straight game as the nation's No. 1 ranked team – the longest stretch since 1959. LSU is 17-3 all-time in games played as the nation's No. 1 ranked team, which includes a 5-2 mark under **Les Miles**. LSU brings one of the top defenses in the nation into the Auburn games as the Tigers are ranked in the top 10 nationally in four major categories – scoring defense (7th at 11.7), rush defense (6th at 75.1), pass efficiency defense (6th), and total defense (4th at 251.9). Offensively, LSU is third in the SEC in scoring with 38.4 points per game. LSU is averaging 369.1 total yards per game (191.1 rushing, 178.0 passing). QB **Jarrett Lee** has completed 62.2 percent of his passes (84-of-135) for 1,085 yards, 11TDs and just 1 interception. A trio of sophomores lead the Tigers in rushing – **Spencer Ware** (512 yards, 6 TDs), **Michael Ford** (359 yards, 6 TDs) and **Alfred Blue** (235 yards, 4 TDs). **Rueben Randle** (28 catches, 532 yards, 5 TDs) and true freshman WR **Odell Beckham Jr.** (24 catches, 292 yards, 2 TDs) lead the Tigers in receiving. Defensively, LSU has allowed just three TDs in its three SEC games (1 each to Florida, Kentucky, and Tennessee) and the Tigers have held their first four conference opponents to a combined 31 points. S **Brandon Taylor** leads the Tigers in tackles with 44, while CB **Morris Claiborne** is tops on the team in interceptions with 3. CB **Tyrann Mathieu** continues to be LSU's top all-around defender with 42 tackles, 5.0 TFL, 5 PBU, 4 forced fumbles, 3 fumble recoveries, 2 interceptions and 1.5 sacks. Other defensive standouts include DE **Sam Montgomery** (21 tackles, 5.5 TFL, 3.0 sacks), S **Eric Reid** (36 tackles, 1 int.) and DT **Bennie Logan** (24 tackles, 4.5 TFL, 2.0 sacks).

### STORYLINES

- LSU is 7-0 for the second straight year and the Tigers are a victory away from being 8-0 for the first time since 1973 and just the fourth time in school history. LSU won its first 8 games in 1908, '58, and '73.

- In 28 quarters of action, LSU's defense has held its opponent without a TD in 21 quarters.

- LSU has turned the ball over just

three times this year (2 fumbles, 1 interception). LSU's last turnover came in the fourth quarter against Mississippi State. LSU has gone 277 offensive snaps, 48 possessions and 144 minutes and 17 seconds of possession time since its last turnover.

- In 420 minutes of action this year, LSU has trailed for just 6 minutes and 33 seconds. LSU hasn't trailed since

the 2Q of the Oregon game in week 1.

- LSU's given up just 31 points in its first four SEC games, the fewest since 1985 when the Tigers allowed only 27 points in first four league games.

- LSU is ranked in the top 25 for the 40th straight poll – nation's 3rd-longest streak – and for the 101st time in 105 weeks under **Les Miles**.

### BREAKDOWN

#### LSU

<b>Record</b>	7-0 (4-0 SEC)
<b>Ranking</b>	No. 1 Associated Press, Harris No. 2 USA Today/Coaches No. 1 BCS Standings
<b>Last Game</b>	Oct. 15 in Knoxville, Tenn. def. Tennessee, 38-7
<b>Head Coach</b>	Les Miles
<b>Career Record</b>	97-38/11th year
<b>LSU Record</b>	69-17/seventh year
<b>vs. AU</b>	4-2



#### Auburn

<b>Record</b>	5-2 (3-1 SEC)
<b>Ranking</b>	No. 19 Associated Press No. 23 USA Today/Coaches No. 20 BCS Standings
<b>Last Game</b>	Oct. 15 in Auburn, Ala. def. Florida, 17-6
<b>Head Coach</b>	Gene Chizik
<b>Career Record</b>	32-26/fifth year
<b>AU Record</b>	27-7/third year
<b>vs. LSU</b>	1-1



# Auburn Week

<b>17</b> <b>MONDAY</b> <b>Press Luncheon</b> 11:30 a.m. - Athletic Building, 5th Floor  2 p.m. - Player Interviews (Indoor Facility)  <b>Practice</b> 4 p.m. - McClendon Practice Facility (Closed) 7 p.m. - Player Interviews	<b>18</b> <b>TUESDAY</b> <b>Practice</b> 4 p.m. - McClendon Practice Facility (Closed)  6:15 p.m. - Player Interviews	<b>19</b> <b>WEDNESDAY</b> <b>SEC Teleconference</b> 10 a.m. Miles on call  <b>Practice</b> 4 p.m. - McClendon Practice Facility (Closed)  6 p.m. - Coach Miles interview (Team Room)  <b>Miles Radio Show</b> 7 p.m. - TJ Ribs (Acadian)	<b>20</b> <b>THURSDAY</b> <b>Practice</b> 4 p.m. - McClendon Practice Facility (Closed)	<b>21</b> <b>FRIDAY</b> <b>Practice</b> 4 p.m. - McClendon Practice Facility (Closed)	<b>22</b> <b>SATURDAY</b> <b>Game Day</b> LSU vs. Auburn Time: 2:30 p.m. CT TV: CBS  <b>Post Game</b> Coach Miles is available following the game in the press conference room.  Players will immediately follow in press conf. room	<b>23</b> <b>SUNDAY</b> <b>TV Replay:</b> LSU vs. Auburn 7 p.m. Cox Sports Television (CST) (HD channel 737 and 37 in Baton Rouge)
--	--	--	--	--	--	---

## LSU Media Services

### Les Miles Interviews

#### Monday Press Luncheon

LSU coach Miles meets with the media each Monday of game week in the press conference room, which is located on the fifth floor of the LSU Athletic Administration Building. Lunch is served at 11:30 a.m. (CT) followed by comments from the Coach Miles at 12:15 p.m. (CT). Media members can park in Lot F on campus, which is located off of Nicholson Drive in front of the track stadium. A transcript of coach Miles' opening statement and as well as the question and answer session can be found on the Internet at [www.LSUports.net/media](http://www.LSUports.net/media).

#### Listen To Les Miles' Weekly Press Conference

Members of the media can access the audio portion of Coach Miles' Weekly Press Luncheon each Monday starting at 12:10 p.m. CT at [www.LSUports.net/live](http://www.LSUports.net/live) or over the radio in the Baton Rouge area on 104.5 FM.

#### SEC Teleconference

The 12 SEC coaches are featured on a weekly teleconference each Wednesday at 10 a.m. (CT) during the regular season, beginning Aug. 30. Coach Miles speaks for 10 minutes starting at 10 a.m. Contact the LSU Sports Information Department to obtain the phone number to access the call.

#### Wednesday Post Practice

Coach Miles meets with the media immediately after practice on Wednesday's during the regular-season in the Team Room of the LSU Operations Center. This interview takes place at approximately 6 p.m. each week.

### LSU Player Interviews

LSU players are available to the media three times during a typical game week - Mondays, Tuesdays and following the game on Saturday. Interview requests for the Monday and Tuesday media opportunities should be made at least 24 hours in advance and emailed to Michael Bonnette ([mbonnet@lsu.edu](mailto:mbonnet@lsu.edu)) and Bill Martin ([wmarti4@lsu.edu](mailto:wmarti4@lsu.edu)). Members of the media are not permitted to contact players on their cell phones under any circumstance.

#### Following the Press Luncheon

LSU players will be made available at 2 p.m. (CT) following head coach Les Miles' Press Luncheon each Monday afternoon at the Indoor Football Facility. Requests must be made on (or prior to) the Sunday following the game.

#### Post Practice

LSU players are available after practice on Monday and Tuesday by appointment at the Indoor Football Facility. These interviews are held at approximately 7p.m. on Monday at 6:15 on Tuesday.

#### LSU Video Newsfeed

LSU will be distributing video interviews and other highlights via FTP during the 2011 season. A link to download the newsfeed each will be emailed to members of the media each Monday afternoon during the season. Email Michael Bonnette at [mbonnet@lsu.edu](mailto:mbonnet@lsu.edu) to be placed on the distribution list.

### WHO TO CONTACT

#### Sports Information Office

(225) 578-8226

Assoc. AD/Sports Information Director

**Michael Bonnette • Assoc. AD/Sports Information Dir.**

E-mail: [mbonnet@lsu.edu](mailto:mbonnet@lsu.edu) • Twitter: @LSUBonnette

**Bill Martin • Associate Sports Information Director**

E-mail: [wmarti4@lsu.edu](mailto:wmarti4@lsu.edu) • Twitter: @LSUBillMartin

**Jake Terry • Associate SID (Social Media)**

E-mail: [jterry9@lsu.edu](mailto:jterry9@lsu.edu) • Twitter: @LSUJake

#### LSU Television

Kevin Wagner - [jwagne2@lsu.edu](mailto:jwagne2@lsu.edu)

#### LSU Radio

Jim Hawthorne - [lsuradio@lsu.edu](mailto:lsuradio@lsu.edu)

#### LSU Sports Information Mailing Address

LSU Box 25095

Baton Rouge, LA 70803

### ON THE INTERNET

#### [www.LSUports.net/media](http://www.LSUports.net/media)

The Official Website of LSU Athletics is home to all the football information you need. Schedules, results, rosters, bios, statistics and game notes can be found and are always up to date. The GAMEDAY section, updated daily, has all relevant info for the upcoming game.

#### <http://media.lsuports.net>

Media can access images for all LSU athletic teams, including action shots, heads shots, logos, etc. To gain access to the high-resolution pictures, email Michael Bonnette. You will be assigned a login and password that will enable you to retrieve pictures. This service is for the media use only.

#### CollegePressBox.com

Collegepressbox.com is the official media website for SEC Football. Access and download weekly game notes, quotes, statistics, media guides, headshots, logos and more for the conference and each of its member schools. Login information will be distributed to accredited media or you can apply for a password by sending an e-mail to [password@collegepressbox.com](mailto:password@collegepressbox.com).

### LSU Football on Twitter & Facebook

[facebook.com/lsufootball](http://facebook.com/lsufootball)  
[twitter.com/lsufball](http://twitter.com/lsufball)  
[twitter.com/lsucoachmiles](http://twitter.com/lsucoachmiles)  
[twitter.com/lsumediaalerts](http://twitter.com/lsumediaalerts)  
[LSUports.net/connect](http://LSUports.net/connect)

**LSU-Auburn Twitter Hashtag: #LSUAU**





## THE LES MILES FILE

**Born:** Nov. 10, 1953

**Hometown:** Elyria, Ohio

**Wife:** Kathy

**Children:** Kathryn "Smacker", Leslie Matthew, "Manny", Benjamin, and Macy Grace

**College:** Michigan, '76

### Coaching Experience

1980-81	Assistant Coach	Michigan
1982-86	Assistant Coach	Colorado
1987-94	Assistant Coach	Michigan
1995-97	Assistant Coach	Oklahoma State
1998-00	Assistant Coach	Dallas Cowboys
2001-04	Head Coach	Oklahoma State
2005-	Head Coach	LSU

## LES MILES NOTABLES

<b>69-17</b>	Overall Record at LSU
<b>42-4</b>	Record vs. Unranked Teams
<b>40-6</b>	Record in Tiger Stadium
<b>37-15</b>	Record in SEC Regular Season Games
<b>27-13</b>	Record vs. Top 25 Teams
<b>22-9</b>	Record vs. SEC Western Division
<b>20-6</b>	Record in SEC Home Games
<b>17-9</b>	Record in SEC Road Games
<b>17</b>	Fourth Quarter/Overtime Comeback Wins For LSU Since 2005
<b>10-9</b>	Record vs. Top 10 Teams
<b>12</b>	Number of wins over coaches who have won a national title *
<b>5-1</b>	Record in Bowl Games
<b>2-0</b>	Record in BCS Bowl Games
<b>1</b>	BCS National Championship
<b>1</b>	SEC Championship

\* - Came against Philip Fulmer (twice), Urban Meyer (three times), Larry Coker, Steve Spurrier (twice), Nick Saban (twice), Gene Chizik and Jim Tressel.

# Les Miles

## HEAD COACH • SEVENTH SEASON

The driving force behind the LSU Tigers' continued dominance at the national level is head coach Les Miles. His steadfast approach expects excellence and dedication from his players, coaching staff and all who contribute to the success of LSU Football.

Since taking over as head coach at LSU in January of 2005, Miles has guided the Tigers to the 2007 BCS National Title and to three Top 5 rankings. Miles' seven-year record with the Tigers is 69-17, which also includes a Southeastern Conference title, two appearances in the SEC Championship Game and five bowl victories.

LSU's success under Miles hasn't been just on the playing field as the Tigers have also excelled in both the classroom as well as being active participants within the community. With an approach that demands his players strive for excellence and pursue an education while representing the University in first-class fashion, the response by the players has been overwhelming. In addition to averaging over 10 wins for the past six years, the Tigers have also had 104 players earn a spot on the SEC Academic Honor Roll with another 133 earning their college diploma. LSU has graduated 62 of its 80 seniors since the 2007 season.

The Tigers also played an instrumental role in the recovery efforts in 2005 following Hurricanes Katrina and Rita, two of the most devastating natural disasters to hit the Louisiana coast.

On the field, the Tigers have produced 37 NFL Draft picks over the past six years, including a school-record four first-round picks in the 2007 draft. In 2007, senior defensive tackle Glenn Dorsey became the most decorated defender in school history, winning four national awards – the Lombardi, Outland, Nagurski and Lott Trophies.

Cornerback Patrick Peterson claimed two national awards in 2010 - the Thorpe Award as the nation's top defensive back and the Bednarik Award as the country's top defender.

The foundation for LSU football is more stable than ever. After 69 wins over the past six years -- including 27 over foes ranked among the nation's top 25 -- and with six straight Top 10 recruiting classes, Miles and the Tigers have solidified LSU's standing as one of college football's premier programs.

One of Les Miles' most impressive qualities is his selfless desire to assist others. Each year, Miles and his wife Kathy host an event that raises nearly \$100,000 for the Children's Miracle Network. In addition, he is active in community service events such as the Mary Bird Perkins Cancer annual fundraiser, the Special Olympics and the Baton Rouge Children's Advocacy Center Celebrity Waiter Event.

Miles spent a week in June of 2006 taking part in the USO Tour, where the Tiger head coach visited American troops serving in Kuwait and Iraq. Miles was joined on the tour, which serves as a morale booster for the troops serving abroad, by former Notre Dame coach Lou Holtz and Tampa Bay Rays owner Vincent Naimoli.

The week-long trip saw Miles visit several U.S. bases in Kuwait before traveling to Iraq, where he met with hundreds of American troops and even flew over the city of Baghdad in a Black Hawk helicopter.

When Miles isn't overseeing his LSU football family, he can most likely be found in the bleachers supporting his wife and kids at their sporting events.

## BY THE NUMBERS: LES MILES AT LSU

	2005	2006	2007	2008	2009	2010	2011	TOTALS
vs. Unranked teams	6-0	8-0	5-1	6-2	8-1	6-0	3-0	42-4
vs. Top 25 teams	5-2	3-2	7-1	2-3	1-3	5-2	4-0	27-13
vs. Top 10 teams	2-1	2-2	3-0	1-2	0-3	1-1	1-0	10-9
SEC Regular Season	7-1	6-2	6-2	3-5	5-3	6-2	4-0	37-15
vs. SEC Western Division	5-0	4-1	4-1	2-3	3-2	3-2	1-0	22-9
vs. SEC Eastern Division	2-1	2-1	2-1	1-2	2-1	3-0	3-0	15-6
SEC home games	3-1	4-0	3-1	1-3	3-1	4-0	2-0	20-6
SEC road games	4-0	2-2	3-1	2-2	2-2	2-2	2-0	17-9
All home games	5-1	8-0	6-1	5-3	6-1	7-0	3-0	40-6
All road games	5-0	2-2	4-1	2-2	3-2	2-2	3-0	21-9
Neutral Site games	1-1	1-0	2-0	1-0	0-1	2-0	1-0	8-2
Bowl games	1-0	1-0	1-0	1-0	0-1	1-0	0-0	5-1

## THE LES MILES RECORD

YEAR	SCHOOL	OVERALL RECORD	CONF. RECORD	NOTES
2001	Oklahoma State	4-7	2-6	
2002	Oklahoma State	8-5	5-3	Houston Bowl Champions
2003	Oklahoma State	9-4	5-3	
2004	Oklahoma State	7-5	4-4	
2005	LSU	11-2	7-1	No. 5, SEC West Champions
2006	LSU	11-2	6-2	No. 3, Sugar Bowl Champions
2007	LSU *	12-2	6-2	National Champions, SEC Champs
2008	LSU	8-5	3-5	Chick-fil-A Bowl Champions
2009	LSU	9-4	5-3	No. 17, Capital One Bowl
2010	LSU	11-2	6-2	No. 8, Cotton Bowl Champions
2011	LSU	7-0	4-0	
<b>TOTALS (10th year)</b>		<b>97-38</b>	<b>53-31</b>	
<b>LSU Record (6th year)</b>		<b>69-17</b>	<b>37-15</b>	
<b>Oklahoma State Record (4 years)</b>		<b>28-21</b>	<b>16-16</b>	

## TRACKING THE TIGERS

WEEK	AP	COACHES	HARRIS	BCS
Preseason	4	4	--	--
Week 2: 9/6	2	3	--	--
Week 3: 9/11	3	3	--	--
Week 4: 9/18	2	3	--	--
Week 5: 9/25	1	t2	--	--
Week 6: 10/2	1	2	--	--
Week 7: 10/9	1	2	1	--
Week 8: 10/16	1	2	1	1

## ASSOCIATED PRESS POLL (OCT. 16)

RK.	TEAM	REC.	POINTS
1.	<b>LSU (41)</b>	<b>7-0</b>	<b>1,452</b>
2.	Alabama (11)	7-0	1,411
3.	Oklahoma (6)	6-0	1,372
4.	Wisconsin	6-0	1,252
5.	Boise State (1)	6-0	1,218
6.	Oklahoma State	6-0	1,186
7.	Stanford	6-0	1,164
8.	Clemson	7-0	1,064
9.	Oregon	5-1	1,020
10.	Arkansas	5-1	946
11.	West Virginia	5-1	778
12.	Kansas State	6-0	762
13.	Nebraska	5-1	748
14.	South Carolina	6-1	690
15.	Michigan State	5-1	610
16.	Virginia Tech	6-1	597
17.	Texas A&M	4-2	467
18.	Michigan	6-1	442
19.	Auburn	5-2	374
20.	Georgia Tech	6-1	281
21.	Houston	6-0	238
22.	Washington	5-1	221
23.	Illinois	6-1	207
24.	Georgia	5-2	144
24.	Arizona State	5-2	144

## USA TODAY COACHES POLL (OCT. 16)

RK.	TEAM	REC.	POINTS
1.	Oklahoma (31)	6-0	1,426
2.	<b>LSU (15)</b>	<b>7-0</b>	<b>1,410</b>
2.	Alabama (12)	7-0	1,403
4.	Wisconsin (1)	6-0	1,262
5.	Stanford	6-0	1,222
6.	Oklahoma	6-0	1,173
7.	Boise State	7-0	1,172
8.	Clemson	5-1	1,028
8.	Oregon	5-1	1,028
10.	Arkansas	5-1	931
11.	Nebraska	5-1	775
12.	South Carolina	6-1	765
13.	Michigan State	5-1	690
14.	West Virginia	5-1	688
14.	Virginia Tech	6-1	688
16.	Kansas State	6-0	678
17.	Michigan	6-1	458
18.	Texas A&M	4-2	415
19.	Georgia Tech	6-1	396
20.	Houston	6-0	359
21.	Illinois	6-1	260
22.	Penn State	6-1	253
23.	Auburn	5-2	202
24.	Washington	5-1	174
25.	Arizona State	5-2	86

## GAME CENTER: LSU VS. AUBURN

**Date/Time:** Saturday, Oct. 22 at 2:30 p.m. CT

**Location:** Baton Rouge, La. – Tiger Stadium (92,542)

**Television:** CBS (cable ch. 7 or HD ch. 1007 in Baton Rouge

CST (delay on Sunday/Wednesday nights) – cable ch. 37 or HD ch. 1037 in Baton Rouge

**Radio:** LSU Sports Radio Network - 98.1 FM in Baton Rouge

Sirius Satellite Radio - ch. 91; XM Radio - ch. 91

**Series Record:** LSU leads 24-20-1

**Series Notes:**

LSU and Auburn face each other for the 46th time with LSU holding a 24-20-1 lead in the series ... The teams have met every year since the SEC expansion in 1992 (19 games) with Auburn holding a 10-9 advantage in those contests ... Prior to 1992, the teams played only eight times from 1969 to 1989 ... Home team has won 10 of the last 11 games in the series with the exception coming in 2008 when LSU won at Auburn, 26-21 ... Last year, Auburn won 24-17 at Jordan-Hare Stadium, snapping LSU's 3-game winning streak in the series ... Between 1996-99, the visiting team won each game ... Six of last seven games have been decided by a touchdown or less ... The winner of the LSU-Auburn game has gone on to win the SEC Western Division in seven of the last 11 years (exceptions came in 2002, 2006, 2008, 2009) ... In games between 1988 and 1997, the contest was decided by a touchdown or less seven of eight times ... LSU has won five straight over Auburn in Tiger Stadium ... LSU is 14-5-1 all-time against Auburn in Baton Rouge ... LSU coach **Les Miles** is 4-2 vs. Auburn, which includes a 3-0 mark in Tiger Stadium.

## LAST TIME OUT: #1/2 LSU 38, TENNESSEE 7 • KNOXVILLE, TENN.

**Jarrett Lee** tossed three touchdown passes and **Spencer Ware** rushed for a score and caught a pass for a TD as top-ranked LSU used a dominating second half to post a 38-7 win over Tennessee in Knoxville. The 31-point win marked the largest margin of victory by the Tigers over the Vols. LSU never trailed in the contest as the Tigers accounted for 38 minutes of possession time, including 22 of a possible 30 minutes in the second half. After a scoreless first quarter, LSU took a 7-0 lead on a 5-yard TD pass from Lee to **Rueben Randle**. **Morris Claiborne** setup LSU's first score after returning an interception 89-yards to the Tennessee 5-yard line. LSU increased the lead to 14-0 five minutes later when Ware scampered 13 yards on a screen pass for a TD. Tennessee responded with a TD to cut the lead to 14-7, but a **Drew Alleman** 18-yard field goal just before half gave the Tigers a 17-7 lead at intermission. The second half was all LSU as the Tigers scored TDs on all three of their possessions. LSU had TD scoring drives of 12 plays, 66yards, 7:01; 16 plays, 99 yards, 8:44; and 10 plays, 65 yards, 6:08 in the second half. LSU ran 38 plays in the second half compared to just 19 for the Vols. LSU also outgained Tennessee 222-66 in the second half as the Tigers outscored the Vols 21-0 in the final 30 minutes of the contest. Ware led the Tigers with 80 rushing yards and a score. Lee connected on 13-of-17 passes for 138 yards and a career-high tying three scores. **Brandon Taylor** led LSU with 10 tackles.

## NOTEBOOK

### Additional Storylines

- LSU has won 16 straight games when winning the turnover battle. Under **Les Miles**, LSU is 32-4 when forcing more turnovers than they give up.
- LSU has forced 16 turnovers this year and the Tigers have scored points on the ensuing drive 10 times (9 TDs, 1 FG).

### Tigers Hold Top Spot In First BCS Rankings Of 2011

Undefeated LSU holds the top spot in the first BCS rankings of the year, which were released on Sunday night. The BCS formula is consisted of three parts – USA Today Coaches poll, Harris Interactive, and computer polls. LSU stands atop the first standings with a .9522 BCS average. Alabama is second in the BCS standings with a .9519 average, followed by Oklahoma (.9301), Oklahoma State (.8568), and Boise State (.8027). Other SEC teams in the BCS standings include: Arkansas at No. 9, South Carolina at No. 14, and Auburn at No. 20.

### LSU's No. 1 In AP Poll For Fourth Straight Week; Longest Streak For Tigers Since 1959

LSU remained No. 1 in the nation for the fourth straight week on Sunday as the Tigers held onto the top spot in the Associated Press poll following their 38-7 win over Tennessee. LSU is also No. 1 in the Harris Interactive Poll, which was released for the first time this year on Sunday, and the Tigers are No. 2 in the USA Today Coaches Poll. LSU will play its fourth straight game as the nation's top-ranked team on Saturday against Auburn. LSU hasn't played four straight games as the nation's No. 1 ranked team since 1959. LSU is ranked No. 1 during the regular season for the first time since 2007. **Les Miles** has guided LSU to No. 1 rankings during the regular season on three different occasions (twice in 2007 and now this year). Miles and Paul Dietzel in 1958 and 1959 are the only two coaches in school history to have teams ranked No. 1 in the nation in two different seasons. LSU first appeared at No. 1 in the AP Poll on Oct. 28, 1958 following a 10-7 win over Florida. LSU remained No. 1 in the AP Poll for the remainder of the year on its way to claiming the national title in 1958.

### LSU Is 17-3 In Games Played As No. 1 Ranked Team

LSU goes into the Auburn game with a 17-3 record in games played as the nation's No. 1 ranked team. LSU was 5-0 as the No. 1-ranked team in 1958, followed by a 7-1 record at the top spot in 1959. LSU was 2-2 as the No. 1-ranked team in 2007 and they are 3-0 this year. LSU is 5-2 under **Les Miles** in games as the nation's top-ranked team.



At 7-0, LSU Won First Seven Games In Consecutive Season For First Time Since 1972-73

With a 7-0 overall record, LSU has won its first seven games in back-to-back seasons for the first time since 1972-73. LSU won its first seven games last year before falling to Auburn in week 8. In 1973, the Tigers won their first nine games of the season before falling to Alabama on Nov. 22 by a 21-7 count. This year is the sixth time in the SEC era in which the Tigers have won their first seven games. LSU also won its first seven games in 1958, '59, '72, '73 and 2010. Only two teams in modern day school history (SEC era) have won more than seven straight games to open a season – 1958 and 1973. The 1958 team won all 11 of its games on its way to claiming the school's first national title in football. In 1959, LSU won seven straight before falling to Tennessee in week 8; in 1972 LSU opened 7-0 b before dropping a 35-21 decision to No. 2 Alabama in week 8. **Les Miles**, Paul Dietzel and Charles McClendon are the only coaches in LSU history to lead the Tigers to 7-0 starts twice.

LSU's Won First Four SEC Games In Back-to-Back Seasons For First Time Since 1935-36

LSU's won its first four SEC games in back-to-back seasons for the first time since 1935-36 when the Tigers went 5-0 and 6-0, respectively. Last year, LSU opened 4-0 before falling to Auburn in its fifth conference game. Prior to last season, the last time LSU started 4-0 in SEC play came in 1987. LSU hasn't gone 5-0 in conference play since 1973 when the Tigers were 5-0 before falling to Alabama in their final SEC game of the season.

LSU-Auburn Winner Usually Wins The West

Since the 2000 season, the winner of the LSU-Auburn game has gone on to represent the SEC Western Division in the league's championship game six times. The only exception came in 2002 (Arkansas), 2006 (Arkansas), 2008 (Alabama) and 2009 (Alabama). The following is a look at the LSU-Auburn series dating back to the 2000 and the impact the win had on the remainder of the season:

Year	Results	Noteworthy
2000	Auburn won 34-17	Auburn won West; LSU finished 8-4
2001	LSU won 27-14	Game played on Dec. 1 due to 9/11; LSU won West with victory
2002	Auburn won 31-7	Arkansas won West; LSU lost 4 of last 6 to finish 8-5
2003	LSU won 31-7	LSU won West and went on to win national title
2004	Auburn won 10-9	Auburn won West and went 13-0; LSU went 9-3
2005	LSU won 20-17 OT	LSU won West; Finished 11-2 overall
2006	Auburn won 7-3	Arkansas won West; LSU goes 11-2 overall
2007	LSU won 30-24	LSU won West on its way to claiming national title
2008	LSU won 26-21	LSU finishes 8-5
2009	LSU won 31-10	LSU finishes 9-4
2010	Auburn won 24-16	Auburn won West and went on to win national title

Home Team Streak in LSU-Auburn Series Snapped In 2008

Prior to LSU's win at Auburn in 2008, the home team in the LSU-Auburn series had won eight straight games played between the teams. LSU ended that streak in 2008 when the Tigers scored with just over a minute left to claim the road win, 26-21. Prior to the 2008 game, the last time a road team won in the series came in 1999 when Auburn posted a 41-7 victory over LSU in Tiger Stadium. Ironically, that was the fourth straight game in which the road team had won in the series. LSU beat Auburn at Auburn in 1996 and 1998; and Auburn won in Tiger Stadium in 1997 and 1999.

Expect The Unexpected When LSU and Auburn Get Together

Since 1988, the LSU-Auburn series has become one of close calls and one in which the teams and the fans have come to expect the unexpected. The following is a listing of some of the notable happenings in the series since 1988:  
**1988:** LSU's Tommy Hodson hit Eddie Fuller in the back of the endzone on fourth down with 1:41 left to lift the Tigers to a 7-6 win over fourth-ranked Auburn. The noise from the stadium crowd after the play registered on a seismograph across campus prompting the game to be titled "The Earthquake Game."

**1994:** Auburn intercepted five passes in the fourth quarter, returning three for TDs as the Tigers rally to post a 30-26 win over LSU in a game that become known as "The Interception Game."

**1995:** LSU donned white jerseys at home for the first time since the early 1980's and promptly went out and upset fifth-ranked Auburn, 12-6. LSU preserved the win with an interception in the endzone on the last play of the game. The contest was dubbed the "Bring Back the Magic" game.

**1996:** With the old Auburn Sports Arena burning to the ground a couple hundred yards away, LSU beat Auburn, 19-15, in a game titled "The Night the Barn Burned."

**1997:** Titled "The Comeback", Auburn QB Dameyune Craig engineered a 10-play, 80-yard drive late in the fourth quarter to spark the Tigers to a 31-28 upset of 10th-ranked LSU.

**2004:** Titled "The Call", Auburn appeared to have missed an extra point with 1:14 left that would have left the game tied at 9-9. However, LSU was called for a penalty on the extra point, thus giving Auburn a second chance at winning the game. The second PAT was good and Auburn held on for a 10-9 win, snapping LSU's 10-game winning streak.

HARRIS INTERACTIVE POLL (OCT. 16)			
RK.	TEAM	REC.	POINTS
1.	LSU (74)	7-0	2,819
2.	Alabama (25)	7-0	2,744
3.	Oklahoma (13)	6-0	2,684
4.	Wisconsin (1)	6-0	2,463
5.	Boise State (1)	6-0	2,339
6.	Oklahoma State	6-0	2,315
7.	Stanford (1)	6-0	2,291
8.	Clemson	7-0	2,063
9.	Oregon	5-1	1,955
10.	Arkansas	5-1	1,805
11.	Nebraska	5-1	1,484
12.	Kansas State	6-0	1,457
13.	South Carolina	6-1	1,396
14.	West Virginia	5-1	1,359
15.	Michigan State	5-1	1,290
16.	Virginia Tech	6-1	1,259
17.	Michigan	6-1	914
18.	Georgia Tech	6-1	839
19.	Texas A&M	4-2	779
20.	Illinois	6-1	571
21.	Auburn	5-2	565
22.	Houston	6-0	562
23.	Arizona State	5-2	346
24.	Penn State	6-1	293
25.	Washington	5-1	240

BCS STANDINGS (OCT. 16)			
RK.	TEAM	REC.	AVG.
1.	LSU	7-0	.9522
2.	Alabama	7-0	.9519
3.	Oklahoma	6-0	.9301
4.	Oklahoma State	6-0	.8568
5.	Boise State	6-0	.8027
6.	Wisconsin	6-0	.7708
7.	Clemson	7-0	.7582
8.	Stanford	7-0	.7484
9.	Arkansas	5-1	.6263
10.	Oregon	5-1	.6190
11.	Kansas State	6-0	.5688
12.	Virginia Tech	6-1	.5048
13.	Nebraska	5-1	.4972
14.	South Carolina	6-1	.4914
15.	West Virginia	5-1	.3730
16.	Michigan State	5-1	.3288
17.	Texas A&M	4-2	.3074
18.	Michigan	6-1	.2995
19.	Houston	6-0	.2863
20.	Auburn	5-2	.2645
21.	Penn State	6-1	.2311
22.	Georgia Tech	6-1	.1968
23.	Illinois	6-1	.1516
24.	Texas	4-2	.1348
25.	Washington	5-1	.0871

## TIGER TRENDS

	2011	Miles
August	0-0	2-0
September	4-0	24-2
October	3-0	19-6
November	0-0	18-7
December-January	0-0	6-2

### LSU's Conference Record...

at home	2-0	20-6
on the road	2-0	17-9
neutral	0-0	0-0

### LSU's Non-Conference Record...

at home	1-0	20-0
on the road	1-0	4-0
neutral	1-0	7-1

### LSU vs. Ranked Opponents...

at home	1-0	9-4
on the road	2-0	10-7
neutral	1-0	8-2

### LSU's Record in Games...

decided by 7 pts or less	0-0	22-8
decided by 3 pts or less	0-0	7-5
Away during the day	1-0	11-7
Away at night	2-0	11-1
Home during the day	2-0	10-5
Home at night	1-0	30-2

### LSU's Record When Scoring...

less than 20 points	1-0	4-8
20+ points	0-0	56-9
25+ points	6-0	54-5

### LSU's Record When Allowing...

14 or fewer points	5-0	40-2
24 or fewer points	1-0	53-6
25+ points	1-0	10-10

### LSU's Record When...

Leading after the 1st qtr	4-0	49-4
Trailing after the 1st qtr	1-0	9-10
Leading at halftime	7-0	55-6
Trailing at halftime	0-0	13-9
Leading after the 3rd qtr	7-0	56-5
Trailing after the 3rd qtr	0-0	10-11
Tied going into the 4th qtr	0-0	5-3

### LSU's Record With...

less than 300 yards	1-0	8-10
400+ yards total offense	2-0	28-3
500+ yards total offense	0-0	6-0
600+ yards total offense	0-0	0-0
less than 100 yards rush	0-0	4-10
100+ yards rushing	1-0	56-6
150+ yards rushing	4-0	46-4
200+ yards rushing	1-0	22-3
250+ yards rushing	1-0	9-1
less than 200 yards pass	4-0	29-10
300+ yards passing	0-0	7-1
350+ yards passing	0-0	2-0
400+ yards passing	0-0	0-0
450+ yards passing	0-0	0-0

### LSU's Record When Allowing...

less than 200 total yards	3-0	18-1
less than 300 total yards	2-0	43-4
less than 400 total yards	1-0	51-9
400+ yards total offense	1-0	7-8
less than 100 yards rush	5-0	39-3
100+ yards rush	2-0	27-15
less than 200 yards pass	5-0	48-6
less than 250 yards pass	1-0	53-10
less than 300 yards pass	0-0	55-12
300+ yards pass	1-0	5-2

**2005:** Auburn missed five field goals, including one in overtime, as LSU held on for a 20-17 win over Auburn in Tiger Stadium. The win helped propel LSU to the SEC Western Division title and the game is now known as the "Field Goal Game".

**2007:** "Can't See Me" Demetrius Byrd caught a 22-yard TD pass from Matt Flynn with just one second left to send LSU to a 30-24 win over Auburn in Tiger Stadium. The play seemed to have caught Auburn off-guard as the Tigers could have attempted a 39-yard field goal for the win. However, LSU took one final shot at the endzone as Flynn connected with Byrd for the score, who then gave the "Can't See Me" gesture to the LSU student section after coming up with the catch.

**2008:** Freshman quarterback **Jarrett Lee** led LSU on a 7-play, 54-yard capped with an 18-yard TD pass to Brandon LaFell as the LSU Tigers rallied for a 26-21 win over Auburn. It marked the second straight year that LSU scored in the closing moments of the game to beat Auburn.

## The LSU-Auburn Connection

**Sam Nader**, LSU's assistant AD for Football Operations, graduated from Auburn in 1967 after playing quarterback for the Tigers ... LSU TE coach **Steven Enslinger** coached at Auburn from six years from 2003-08 ... Enslinger coached quarterbacks in 2003 and then tight ends from 2004-08.

## LSU's Won First Seven Games By Double-Digits – A First In School History

LSU extended its streak of consecutive wins by double-figures to start a season to seven with the 38-7 victory over Tennessee. The 7-game double-digit streak is the longest in school history to open a season. Dating back to last year's 41-24 win over Texas A&M in the Cotton Bowl, LSU has won eight straight games – all by double-figures – which ties the school record set in 1936. Prior to this year, LSU's longest streak to open a season with double-digit victories was five, which has been done three times in the SEC era (1933-present): 1958, 1959, and 2007. LSU won the national title in both 1958 and 2007.

## Chris Faulk Named SEC Offensive Lineman of the Week

LSU sophomore guard **Chris Faulk** earned SEC Offensive Lineman of the Week honors on Monday due to his part in the Tigers' 38-7 win over Tennessee. Faulk played all 69 offensive snaps and had a team-high 12.5 knockdowns. He helped pave the way for an LSU offense that racked up 237 rushing yards and accounted for 38 minutes of possession time, including 22 of a possible 30 minutes in the second half. It's the second straight week that an LSU offensive lineman has been honored by the league as senior guard **Will Blackwell** won the award last week.

## LSU's Honey Badger – Tyrann Mathieu – Making Plays All Over Field

LSU sophomore CB **Tyrann Mathieu**, dubbed the Honey Badger by the national media, continues to impress with his uncanny ability to come up with big play after big play. Mathieu did it again against Florida, intercepting a pass in the endzone for his third straight game with a takeaway (the streak ended against Tennessee). Against Kentucky, Mathieu recovered a fumble that he forced, and then returned it 23 yards for a touchdown. It's was the second time this year that Mathieu returned a fumble that he forced for a touchdown. Now just 20 games into his career, Mathieu has established the LSU career record for forced fumbles with nine, breaking the previous mark of seven held by Ali Highsmith. Mathieu has been responsible for 10 turnovers (4 interceptions, 6 fumble recoveries) and he's also forced another 9 fumbles. In addition to his turnover creating ability, Mathieu has established himself as an outstanding defender, ranking second on team with 42 tackles this year. In 20 career games, Mathieu has 13.5 tackles for loss, 6.0 sacks and 11 pass breakups.

## Tigers Bowl Eligible For Record 12th Straight Year

The win over Florida on Oct. 8 gave the Tigers their sixth win this year, thus making LSU bowl eligible for a school-record 12th straight season. Since the start of the 2000 season, LSU has played in the BCS National Championship twice (2003, 2007), Chick-fil-A Peach Bowl (2000, 2005, 2008) , Sugar Bowl (2001, 2003, 2006), Cotton Bowl (2002, 2010)) and Capital One Bowl (2004, 2009) in consecutive years.

## LSU Continues Its Overall and Tiger Stadium Winning Streaks

LSU ran its Tiger Stadium winning streak to 14 straight with the win over Florida. The Tigers also extended their overall winning streak to eight straight, dating back to the victory over Texas A&M in the Cotton Bowl, with the with over Tennessee. The 14-game Tiger Stadium winning streak ranks as the fourth-longest active streak in college football, while LSU's eight consecutive overall wins ties with Alabama and Boise State as the third-longest streak in the nation. Here's a look at the various winning streaks that LSU is currently riding heading into the Auburn game:

Type	Streak	National Rank	Last Loss
Wins in regular-season non-conference games	36	1st	Va. Tech (2002)
Wins in Tigers Stadium	14	4th	Florida (2009)
Overall wins	8	T3rd	Arkansas (2010)
Wins against SEC Eastern Division	6	---	Florida (2009)
Wins against Top 25 teams	5	---	Arkansas (2010)

## LSU Defense Has Held Opponents Without TDs In 21-Of-28 Quarters; LSU Has Scored TDs in 22-of-28 Qtrs

LSU goes into the Auburn game having held its opponents without a touchdown in 21 of 28 quarters this year. LSU hasn't allowed a first quarter TD all year as the Tigers have limited their opponent to just three first quarter field goals through seven games. LSU went nine straight quarters without allowing a touchdown in wins over Northwestern State, Mississippi State and West Virginia. The Mountaineers snapped the streak with a second quarter TD in week 4. On the flip side, the Tigers have scored TDs in 22 of 28 quarters this year on their way to averaging 38.5 points per game. LSU saw its streak of consecutive quarters with a TD snapped at 11 against Florida when the Tigers only had a field goal in the third quarter. The Tigers had scored in 31 consecutive quarters before going scoreless in the first quarter against Tennessee.

## LSU Leads SEC, Ranked No. 4 In Nation In Turnover Margin; LSU's 3 Turnovers Ties For Fewest In Nation

One reason for LSU's success through the first seven games of the season has been its ability to take care of the football as the Tigers have turned the ball over just three times (2 fumbles, 1 interception) all year. LSU leads the SEC and ranks No. 4 in the nation in turnover margin at plus-1.86 per game. Overall, LSU is plus-13 in the turnover margin category as the Tigers have forced 16 turnovers (6 fumbles, 10 interceptions), while giving the ball up only three times. LSU's three turnovers ties with Wisconsin as the fewest in the nation. LSU has now gone 16 straight quarters without a turnover. LSU's last turnover came in the fourth quarter of the win over Mississippi State.

## LSU's Gone 42 Possessions Without A Turnover

LSU goes into the Auburn game riding a streak of 48 offensive possessions without a turnover. LSU hasn't turned the ball over since the 10:08 mark in the fourth quarter of the Mississippi state game. Since then LSU's had 48 possessions, 277 offensive snaps and 144 minutes and 17 seconds of possession time without a turnover. LSU is currently tied with Wisconsin for the national lead in fewest turnovers (3) and the Tigers are second behind Utah State (0) in interceptions thrown.

## In 420 Minutes, LSU's Trained For Just 6 Minutes And 33 Seconds This Year

In 420 minutes of football this year, LSU has trailed for just 6 minutes and 33 seconds. The only time LSU has trailed in a game this year came in the season opener when Oregon led 6-3 in the first quarter and 13-9 in the second quarter. The Tigers trailed 6-3 for 59 seconds (from 0:42 in the first quarter to 14:43 in the second quarter) and then again 13-9 from the 5:16 mark in the second quarter until there were 44 seconds left in the half. LSU regained the lead for good at the 0:44 mark in 2Q when **Rueben Randle** caught a 10-yard TD pass from **Jarrett Lee**. LSU hasn't trailed since.

## LSU Scores 10th Defensive Touchdown In Miles Era Against Kentucky

For the 10th time since 2005, LSU scored a defensive touchdown when CB **Tyrann Mathieu** recovered a fumble that he forced and raced 23 yards for a TD in the 35-7 win over Kentucky. It's the first defensive touchdown – and third on a non-offensive play - for the Tigers this year. LSU is 8-1 in games under **Les Miles** when scoring a defensive touchdown. Here's a look at the defensive scores for the Tigers since 2005:

Year	Opponent	Play	Results
2011	Kentucky	Tyrann Mathieu 23-yard fumble return	LSU def. Kentucky, 35-7
2010	UL-Monroe	Ron Brooks 32-yard interception return	LSU def. ULM, 51-0
	UL-Monroe	Lavar Edwards 29-yard fumble return	
2009	Washington	Jacob Cutrera 29-yard interception return	LSU def. Washington, 31-23
	Miss. State	Patrick Peterson 37-yard interception return	LSU def. Miss. State, 30-26
2008	None		
2007	Tennessee	Jonathan Zenon 18-yard interception return	LSU def. Tennessee, 21-14
2006	UL-Lafayette	Jonathan Zenon 20-yard interception return	LSU def. UL-Lafayette, 45-3
	Arizona	Jonathan Zenon 41-yard interception return	LSU def. Arizona, 45-3
2005	Tennessee	Kenny Hollis 3-yard interception return	LSU lost Tennessee, 30-27 (OT)
	Vanderbilt	Ali Highsmith 22-yard fumble return	LSU def. Vanderbilt, 34-6

## LSU Defense Ranks Among Best In Nation

After another dominating performance against Tennessee, LSU's defense continues to rank among the best in the nation as the Tigers are ranked in the top 10 nationally in four categories. The following is a look at how LSU's defense ranks nationally:

Category	Avg.	National Rank	SEC Rank
Rush Defense	75.14	6th	2nd
Total Defense	251.9	4th	2nd
Scoring Defense	11.7	7th	2nd
Pass Efficiency Defense	95.51	6th	3rd

## More On The LSU Defense

- The longest rush against LSU this year is 25 yards by Chris Rainey of Florida.
- On 86 possessions, LSU's defense has either forced a 3-and-out or a turnover 46 times.
- 23 players have accounted for a tackle for loss with nine registering a sack.
- 12 players have either an interception, forced fumble or fumble recovery to their credit
- Starting defensive line has combined for 17.0 tackles for loss and 7.5 sacks

## HONORS

### 30 Drew Alleman, PK

Lou Groza Star of the Week (at Mississippi State)

### 22 Ryan Baker, LB

*Bednarik Award Watch List*

*Butkus Award Watch List*

Second-Team All-SEC (Coaches, Media)

### 33 Odell Beckham, Jr.

SEC Freshman of the Week (at Mississippi State)

### 60 Will Blackwell, OG

SEC Offensive Lineman of the Week (vs. Florida)

### 17 Morris Claiborne, CB

*Bednarik Award Watch List*

*Nagurski Award Watch List*

*Thorpe Award Watch List*

Third-Team All-American (Sporting News, Phil Steele)

First-Team All-SEC (Coaches, Media)

No. 15 ESPN.com's Top SEC Players

Walter Camp National Defensive Player of the Week (vs. Mississippi State)

### Defensive Coordinator John Chavis

National Def. Coordinator of the Week vs. Oregon

(Rivals.com)

### 78 Chris Faulk, OT

SEC Offensive Lineman of the Week (at Tennessee)

### 72 Alex Hurst, OT

Second-Team All-SEC (Media)

Third-Team All-SEC (Coaches)

### 93 Bennie Logan, DT

SEC Defensive Lineman of the Week (at Mississippi State)

### 64 P.J. Lonergan, C

*Rimington Award Watch List*

### 7 Tyrann Mathieu, CB

*Bednarik Award Watch List*

Second-Team All-SEC (Coaches)

Third-Team All-SEC (Media)

SEC Defensive Player of the Week vs. Oregon

(SEC, Rivals.com)

Walter Camp National Defensive Player of the Week (at West Virginia)

### 49 Barkevious Mingo, DE

Second-Team All-SEC (Coaches)

Third-Team All-SEC (Media)

### 99 Sam Montgomery, DE

Third-Team All-SEC (Coaches, Media)

SEC Defensive Lineman of the Week (vs. Kentucky)

### 2 Rueben Randle, WR

*Biletnikoff Award Watch List*

Second-Team All-SEC (Coaches)

### 38 Brad Wing, P

SEC Special Teams Player of the Week (at W. Virginia)

## LSU VS. TOP 25 UNDER LES MILES (26-13)

### 2005 (5-2)

Opponent	LSU Rank	Results
at #15 Arizona State	#5	W, 35-31
#10 Tennessee	#4	L, 30-27 OT
#11 Florida	#10	W, 21-17
#17 Auburn	#7	W, 20-17 OT
at #3 Alabama	#5	W, 16-13 OT
#13 Georgia	#3	L, 34-14 in SECCG
#10 Miami	#9	W, 40-3 in Peach Bowl

### 2006 (3-2)

Opponent	LSU Rank	Results
at #3 Auburn	#6	L, 7-3
at #5 Florida	#9	L, 23-10
at #8 Tennessee	#13	W, 28-24
at #5 Arkansas	#9	W, 31-26
#11 Notre Dame	#4	W, 41-14 in Sugar Bowl

### 2007 (7-1)

Opponent	LSU Rank	Results
#9 Virginia Tech	#2	W, 48-7
#12 South Carolina	#2	W, 28-16
#7 Florida	#1	W, 28-24
at #17 Kentucky	#1	L, 40-37 OT
#18 Auburn	#5	W, 30-24
at #17 Alabama	#17	W, 41-34
#14 Tennessee	#5	W, 21-14 in SECCG
#1 Ohio State	#2	W, 38-24 in BCS Game

### 2008 (2-3)

Opponent	LSU Rank	Results
at #9/10 Auburn	#6	W, 26-21
at #11 Florida	#3	L, 51-21
#9 Georgia	#11	L, 52-38
#1 Alabama	#15	L, 27-21 OT
#14 Georgia Tech	NR	W, 38-3 in Chick-fil-A Bowl

### 2009 (1-3)

Opponent	LSU Rank	Results
at #18/14 Georgia	#4	W, 20-13
#1 Florida	#4	L, 13-3
#3 Alabama	#9	L, 24-15
#11/9 Penn State	#13	L, 19-17 in Capital One Bowl

### 2010 (5-2)

Opponent	LSU Rank	Results
#18 North Carolina	#21/16	W, 30-24
#22/21 West Virginia	#15/12	W, 20-14
at #14/12 Florida	#12/9	W, 33-29
at #5 Auburn	#6	L, 24-17
#5 Alabama	#12/11	W, 24-21
at #12 Arkansas	#6	L, 31-23
#18 Texas A&M	#11	W, 41-24 in Cotton Bowl

### 2011 (4-0)

Opponent	LSU Rank	Results
#3 Oregon	#4	W, 40-27
at #25 Mississippi State	#3	W, 19-6
at #16 West Virginia	#2/3	W, 47-21
#17/18 Florida	#1/2	W, 41-11
#19/23 Auburn	#1/2	?

## LSU Has Scored 15 Special Teams TDs In Miles Era – Two This Year

LSU registered its 15th special teams touchdown under **Les Miles** when **Morris Claiborne** returned a kickoff 99 yards for a score against West Virginia in week 4. It marked the second time this year that the Tigers have scored on special teams as CB **Tyrann Mathieu** stripped Oregon punt returner Kenyon Barner of the ball and then scooped it up and ran 3-yards for the score in the season opener. LSU has scored at least one special teams touchdown in all seven seasons under Miles. LSU is 13-1 in games when scoring a special teams touchdown. The following is a breakdown of LSU's special teams touchdowns under Miles:

Year	Opponent	Play	Results
2011	West Virginia	Morris Claiborne 99-yard kickoff return	LSU def. W. Va., 47-21
	Oregon	Tyrann Mathieu 3-yard return of a fumbled punt	LSU def. Oregon, 40-27
2010	No. Carolina	Patrick Peterson 87-yard punt return	LSU def. No. Carolina, 30-24
	West Virginia	Patrick Peterson 60-yard punt return	LSU def. W. Va., 20-14
2009	Miss. State	Chad Jones 93-yard punt return	LSU def. Miss. State, 30-26
	Ole Miss	Patrick Peterson 53-yard return of a blocked FG	LSU lost Ole Miss, 25-23
2008	Arkansas	Trindon Holliday 87-yard punt return	LSU def. Arkansas, 33-30 (OT)
	North Texas	Trindon Holliday 92-yard punt return	LSU def. North Texas, 41-3
2007	So. Carolina	Colt David 15-yard run on fake field goal	LSU def. South Carolina, 28-16
	Ole Miss	Trindon Holliday 98-yard kickoff return	LSU def. Ole Miss, 41-24
2006	Fresno State	Craig Davis 77-yard punt return	LSU def. Fresno State, 34-6
	Arkansas	Trindon Holliday 92-yard kickoff return	LSU def. Arkansas, 31-26
2005	Arizona State	Mario Stevenson 55-yard return of a blocked FG	LSU def. Arizona State, 35-31
	Arizona State	Craig Steltz 29-yard return of a blocked punt	
	Auburn	Skyler Green 66-yard punt return	LSU def. Auburn, 20-17 (OT)

## Tigers Take Advantage Of Turnovers As 10 Of 16 Have Resulted In Points

LSU taken advantage of the turnovers created by its defense as the Tigers have capitalized on 10 of the 16 takeaways this year. Against West Virginia, the Tigers scored three touchdowns following takeaways. LSU's 16 takeaways have resulted in a total of 64 points through seven games. Note: LSU has allowed just 82 points all year. On the otherhand, LSU has allowed just a field goal following its three turnovers this year. The following is a look at LSU's points off turnovers through the first three games:

Game	LSU Takeaways (Qtr, Type, Result)	Points
Oregon	2Q (Fumble – TD); 2Q (Int. – Punt); 3Q (Fumble – TD), 3Q (Fumble – TD)	20
Northwestern St.	2Q (Int. – TD)	7
Miss. State	3Q (Int – Punt); 4Q (Int. – FG)	3
West Virginia	1Q (Fumble – Punt); 1Q (Int. – TD), 2Q (Int. – TD); 4Q (Fumble – TD)	20
Kentucky	3Q (Fumble – TD)	7
Florida	2Q (Int. – Punt); 4Q (Int. – Punt)	0
Tennessee	1Q (Int. – TD); 2Q (Int. – Punt)	7
<b>Totals</b>	<b>16 Takeaways (10 Interceptions, 6 Fumbles)</b>	<b>71</b>

## LSU Only Team In Nation With Four Top 25 Wins

Seven weeks into the season, LSU is the only team in the nation with four wins over Top 25 teams. Even more impressive, three of the four wins have come away from Tiger Stadium. LSU is also the only team in the SEC to play two non-conference BCS opponents away from home this season. It marked the fourth time in school history and the first since 1988 that LSU played three Top 25 opponents through the first four weeks of the season. However, it's the first time in school history all three of those contests have come away from home.

## LSU Leads SEC And Ranks No. 4 In Nation In Redzone Offense

LSU leads the SEC and ranks No. 4 in the nation in redzone offense as the Tigers have converted on 34-of-35 trips (28 TDs, 6 FGs) inside the redzone this year. LSU is tied with Oklahoma State for the most redzone TDs this year with 28 each. LSU ran its streak of successful redzone attempts to 43 before missing a field goal from the 13-yard line against West Virginia. Prior to the unsuccessful redzone trip against West Virginia, the last time LSU didn't score when reaching the opponents 20-yard line came last year in the second quarter against McNeese State on Oct. 10 when the Tigers missed a field goal.

## LSU's 32-4 Under Les Miles When Winning The Turnover Battle

LSU is 32-4 under **Les Miles** when winning the turnover battle, which includes a 6-0 record this year. LSU has won the turnover battle in every game this year with the exception of the Northwestern State contest in week 2. This year, LSU is plus-13 in the turnover margin category, which leads the SEC. Since the start of the 2005 season, LSU is plus-35 in the turnover margin category. The Tigers have also won 16 straight games when having fewer turnovers than their opponent. Against ranked teams under Miles, LSU is 14-2 when having fewer turnovers than its opponent.

## LSU Sweeps SEC East For Second Straight Year; Tigers Have Won 6 In A Row Vs. SEC East

LSU's win over Tennessee gave the Tigers their second straight sweep over the SEC Eastern Division, the first time in school history that's been accomplished. LSU is currently riding a school-record tying 6-game winning streak against teams from the SEC Eastern Division. Since going to the divisional format in 1992, this is the first time that LSU's gone



3-0 against the SEC East in back-to-back seasons. Last year, LSU had wins over Florida (24-21), Tennessee (16-14) and Vanderbilt (27-3). LSU's last loss against a team from the SEC East came in 2009 against Florida (13-3) in Tiger Stadium. LSU coach **Les Miles** is 16-7 against teams from the SEC Eastern Division. Since the start of the divisional format in the SEC in 1992, LSU is 34-29 overall against the Eastern Division, which includes a 3-1 mark in the SEC Championship Game. LSU's longest winning streak against teams from the SEC East came from 2001–03 when the Tigers won six straight (def. Kentucky (29-25) and Tennessee (31-20) in 2001; def. Florida (36-7), So. Carolina (38-14) and Kentucky (33-30) in 2002; def. Georgia (17-10) in 2003. Florida snapped LSU's 6-game winning streak with a 19-7 win in 2003.

### LSU Pulls A Rarity Under Miles Against Mississippi State

With a 200-yard passer and a 100-yard rusher against Mississippi State, LSU did something for the first time since the 2008 season in the win over the Bulldogs. Against Mississippi State, **Jarrett Lee** tossed for 213 yards and **Spencer Ware** rushed for 107 yards in the LSU victory. It marked the first time since the Georgia game in 2008 (Jarrett Lee 287 passing yards, Charles Scott 144 rushing yards) that the Tigers had a 200-yard passer and a 100-yard rusher in the same game. LSU's done it 11 time under **Les Miles** and the Tigers are 9-2 in those games. Here's a look at the 200-yard passer and 100-yard rusher games since 2005 for LSU:

Year	Opponent	200-Yard Passer/100-Yard Rusher	Results
2011	at Miss. State	Jarrett Lee 213/Spencer Ware 107	W, 19-6
2008	Georgia	Jarrett Lee 287/Charles Scott 144	L, 52-38
2008	Miss. State	Jarrett Lee 261/Charles Scott 141	W, 34-24
2007	vs. Tennessee	Ryan Perrilloux 243/Jacob Hester 120	W, 21-14
2007	Arkansas	Matt Flynn 209/Jacob Hester 126	L, 50-48 3OT
2007	Louisiana Tech	Matt Flynn 237/Jacob Hester 115	W, 58-10
2007	Virginia Tech	Matt Flynn 217/Keiland Williams 126	W, 48-7
2006	vs. Notre Dame	JaMarcus Russell 332/Keiland Williams 107	W, 41-14
2005	Florida	JaMarcus Russell 236/Joseph Addai 156	W, 21-17
2005	at Vanderbilt	JaMarcus Russell 285/Joseph Addai 102	W, 34-6
2005	at Arizona State	JaMarcus Russell 232/Joseph Addai 107	W, 35-31

### LSU Runs Top 25 Streak To 40 Straight

With its No. 1 national ranking in the Associated Press poll and No. 2 in the USA Today Coaches poll, LSU ran its streak to consecutive weeks in the national rankings to 40 straight. LSU has been ranked in both the Coaches and AP polls every week since the start of the 2009 season. Since **Les Miles** took over at LSU, the Tigers have been represented in the AP and USA Today Coaches' Poll 100 of the 104 weeks. The exception came during the final four polls of the 2008 season. In addition, since the start of the 2002 season, LSU has played 121 of 125 games ranked in the top 25, including 84 of 86 games under Miles. LSU has a 68-16 record in games played as a top 25 team under Miles. The only two games that LSU hasn't played as a Top 25 team during the Miles era came in 2008 vs. Arkansas and Georgia Tech in the Chick-fil-A Bowl. LSU was ranked in the preseason Top 25 for the 11th straight year heading into 2011. The following is a look at the longest current streaks for teams in the AP Top 25:

Rank	Team	Consecutive Weeks In AP Poll
1.	Alabama	57
2.	Boise State	53
3.	LSU	40

### LSU is 24-2 Under Miles When A Running Back Reaches 100-Yards

LSU is 24-2 under **Les Miles** when a running back reaches 100 yards in a game. The Tigers, who are 5-0 in road games when having a 100-yard rusher, have won 10 straight dating back to the Tulane game in 2008 when a running back reached the 100-yard mark. **Spencer Ware**, with 109 yards against Florida, became the latest Tiger to reach the 100-yard mark for the Tigers.

### Miles Has 69 Wins at LSU; He's Averaging Over 10 Wins A Year as Head Coach of the Tigers

LSU coach **Les Miles** recorded his 69th victory at the school in the 38-7 win over Tennessee. Now in his seventh year at LSU, Miles is 69-17 in his 86 games with the Tigers. Only two coaches in LSU history have won more games than Miles – Charles McClendon (137) and Bernie Moore (83). In terms of active SEC coaches, only Steve Spurrier (72) needed fewer games than Miles to get to 60 victories. Miles is also averaging 10.3 wins a year at LSU, making him the only coach in school history to average double-figure wins in five or more years.

### Miles is 40-6 Overall In Tiger Stadium; Tigers Have Won 14 Straight At Home

LSU is 40-6 in seven seasons under **Les Miles**. LSU was a perfect 7-0 at home in 2010 and the Tigers are currently riding a 14-game home winning streak. Of LSU's six home losses under Miles, three have come in overtime - 30-27 loss to Tennessee on a Monday night in 2005; a 50-48 triple-overtime loss to Arkansas on a Friday afternoon in November of 2007; and a 27-21 overtime loss to No. 1 Alabama in 2008. LSU also has a loss to No. 1 ranked Florida in Tiger Stadium.

### LSU's Closed Out Another Perfect September; Tigers September Win Streak at 21

LSU closed out the month of September without a loss for the fifth straight year as the Tigers have now won 21 consecutive games during the month. LSU coach **Les Miles** is 24-2 in September games at LSU. The last time LSU lost a game during the month of September came at Auburn during the 2006 season by a 7-3 count.



### TIGERS IN THE NFL (WEEK 6)

Name	Pos.	Team
Joseph Addai	RB	Indianapolis Colts
Joe Barksdale	OT	Oakland Raiders
Dwayne Bowe	WR	Kansas City Chiefs
Ryan Clark	S	Pittsburgh Steelers
Michael Clayton*	WR	New York Giants
Jacob Cutrera	LB	Tampa Bay Buccaneers
Travis Daniels	DB	Kansas City Chiefs
Glenn Dorsey	DE	Kansas City Chiefs
Early Doucet	WR	Arizona Cardinals
Kevin Faulk**	RB	New England Patriots
Matt Flynn	QB	Green Bay Packers
Howard Green	DT	Green Bay Packers
Chris Hawkins	CB	Tennessee Titans
Devery Henderson	WR	New Orleans Saints
Jacob Hester	FB	San Diego Chargers
Trindon Holliday	RS/WR	Houston Texans
Tyson Jackson	DE	Kansas City Chiefs
Bradie James	LB	Dallas Cowboys
Ricky Jean Francois	DT	San Francisco 49ers
Quinn Johnson	FB	Denver Broncos
Chad Jones**	S	New York Giants
Donnie Jones	P	St. Louis Rams
Brandon LaFell	WR	Carolina Panthers
LaRon Landry	S	Washington Redskins
Nate Livings	OG	Cincinnati Bengals
Todd McClure	C	Atlanta Falcons
Danny McCray	S	Dallas Cowboys
Richard Murphy**	RB	Jacksonville Jaguars
Drake Nevis	DT	Indianapolis Colts
Stephen Peterman	G	Detroit Lions
Patrick Peterson	CB	Arizona Cardinals
Stevan Ridley	RB	New England Patriots
Perry Riley	LB	Washington Redskins
Kelvin Sheppard	LB	Buffalo Bills
Marcus Spears	DE	Dallas Cowboys
Craig Steltz	S	Chicago Bears
Corey Webster	CB	New York Giants
Andrew Whitworth	OT	Cincinnati Bengals
Keiland Williams	RB	Detroit Lions
Kyle Williams	NT	Buffalo Bills
Al Woods	DT	Seattle Seahawks

\* - Practice Squad

\*\* - Injured Reserve

**BOLD** indicates players who played for Les Miles

### Number of Players on NFL Kickoff Weekend Rosters

1. Miami - 42
2. Southern Cal - 41
3. Texas - 40
4. Tennessee - 36
5. **LSU - 35**  
Ohio State - 35

• LSU had more running backs (5) on NFL Opening Weekend rosters than any other school in the nation.

## RECORD BOOK

### LSU Career Forced Fumbles

Name	FF
<b>1. Tyrann Mathieu (2010-present)</b>	<b>9</b>
2. Ali Highsmith (2004-07)	7
3. Kelvin Sheppard (2007-10)	6
Clarence LeBlanc (1996-99)	6

### LSU Career Consecutive Attempts Without an INT

Name	Passes Att.
1. Alan Risher (1982)	137
<b>2. Jarrett Lee (2008-11, MSU game)</b>	<b>131</b>
2. Rohan Davey (2000-01)	125
3. Marcus Randall (2002-03)	124
4. Tommy Hodson (1987-88)	105

### LSU Field Goals Made In A Game

Name	FG
1. Josh Jasper vs. Miss. State (2010)	5
<b>2. Drew Alleman at Miss. State (2011)</b>	<b>4</b>
eight others with 4	

### LSU Career Rushing Yards By A Quarterback

Name	Yds.
1. Lee Hedges (1949-51)	938
2. Fred Haynes (1966-68)	890
<b>3. Jordan Jefferson (2008-present)</b>	<b>864</b>

### LSU Career Rushing Touchdowns By A Quarterback

Name	TDs
1. Herb Tyler (1995-98)	23
2. David Woodley (1977-79)	15
3. Alan Risher (1980-82)	13
Nelson Stokley (1965-67)	13
<b>5. Jordan Jefferson (2008-present)</b>	<b>11</b>

### LSU Career Completions

Name	Comp.
1. Tommy Hodson (1986-89)	674
...	
4. Jamie Howard (1992-95)	459
5. Herb Tyler (1995-98)	434
6. Alan Risher (1980-82)	381
<b>7. Jordan Jefferson (2008-present)</b>	<b>340</b>

### LSU Career Passing Yards

Name	Yds.
1. Tommy Hodson (1986-89)	9,115
...	
6. Alan Risher (1980-82)	4,585
7. Rohan Davey (1998-2001)	4,415
<b>8. Jordan Jefferson (2008-present)</b>	<b>4,065</b>

### LSU Career Touchdown Passes

Name	TDs
1. Tommy Hodson (1986-89)	69
...	
6. Matt Flynn (2004-07)	31
Alan Risher (1980-82)	31
8. Rohan Davey (1998-2001)	29
<b>Jordan Jefferson (2008-present)</b>	<b>29</b>

### Saturday Night Special – Tigers Are 48-4 In Night Games Under Miles

LSU football loves a night game and with the results that the Tigers have had under **Les Miles**, it's hard to argue. The Tigers are 48-4 in night games under Miles compared to a 20-13 mark in games played during the day. LSU is 11-1 in away night games under Miles with the only loss coming at Florida in 2008 by a 51-21 count. LSU is 30-2 in night games in Tiger Stadium under Miles and they are 31-1 in Saturday Night Games during the Miles era. The only two home losses at night for the Tigers under Miles have come in 2005 on a Monday night against Tennessee by a 30-27 count in overtime and a 13-3 loss to No. 1-ranked Florida in 2009. The following is a breakdown of LSU's night game results under Miles:

Year	Overall Night Record	Home Night	Away Night	Neutral Night	Day
2005	7-2	3-1	3-0	1-1	4-0
2006	8-0	7-0	0-0	1-0	3-2
2007	7-0	5-0	1-0	1-0	5-2
2008	7-1	4-0	2-1	1-0	1-4
2009	7-1	6-1	1-0	0-0	2-3
2010	8-0	4-0	2-0	2-0	3-2
2011	3-0	1-0	1-0	1-0	3-0
<b>Totals</b>	<b>48-4</b>	<b>30-2</b>	<b>11-1</b>	<b>7-1</b>	<b>21-13</b>

### LSU Runs Nation's Longest Non-Conference Regular-Season Winning Streak To 36 Straight

LSU ran the nation's longest non-conference regular season winning streak to 36 in a row after the 47-21 win over West Virginia. The Tigers haven't lost a non-conference regular-season game since falling to Virginia Tech, 26-8, in the 2002 season opener in Blacksburg, Va. Wisconsin is second on the list with 31 straight non-conference regular-season wins. **Les Miles** has accounted for 26 of the 36 wins during the streak. The 36-game non-conference regular season win streak ties Miami from 1985-88 for the second-longest such winning streak in the FBS era (since 1978) and is just three wins shy of tying Kansas State from 1993-2003 for the longest streak (39). The West Virginia win marked the sixth ranked team LSU has defeated during the streak. Kansas State defeated just one ranked team during its run, and Miami defeated 12 teams ranked in the AP poll during its streak.

### More On Les Miles' List of Achievements

Now in his seventh season with the Tigers, head coach **Les Miles** has put together quite a list of achievements during his 86 games. The following is a look at some of Miles' highlights during his seven seasons with the Tigers:

- Fastest coach in LSU history to 10 wins (11 games), 20 wins (24 games), 30 wins (35 games), 40 wins (48 games), 50 wins (63 games), and 60 wins (76 games) in school history.
- Led LSU to 10-1 start for the third time in six years (2005, '07, '10)
- Led LSU to back-to-back 7-0 starts in 2010 and 2011 for first time since 1972-73
- Only coach in SEC history to beat Urban Meyer and Nick Saban in the same year twice (2007, 2010)
- Only coach in LSU history to beat Auburn, Florida and Alabama in same season - and he's done it twice (2005, '07)
- Only coach in LSU history to beat Florida and Tennessee in the regular season during the same year, doing it twice (2010, '11)).
- Only first-year coach in SEC history to lead team to league's title game (2005)
- Has 11 wins over coaches who have won national titles
- Coached LSU to 10-plus wins in three straight seasons - a first at the school
- Only coach in LSU history to lead Tigers to three straight top five final rankings

### Jarrett Lee's Streak Of Passes Without An Interception Ends at 131; New Streak at 75 Straight

Senior QB **Jarrett Lee** ran his streak of consecutive passes without an interception to 131 before throwing his first interception of the season last against Mississippi State. The 131 passes without an interception ranks as the second-longest streak in school history, trailing Alan Risher's mark of 137 in 1982. For the year, Lee has connected on 56-of-87 passes for 624 yards, 6 TDs and 1 interception. Since throwing his only interception of the season against Mississippi State, Lee has now gone 75 attempts without an interception.

### Jarrett Lee Runs Record To 12-4 As Starting QB

Senior **Jarrett Lee** ran his record to 12-4 as LSU's starting quarterback with the win over Tennessee. Lee went 4-4 as a redshirt freshman in 2008, 1-0 in 2009 and now he's 7-0 this year. Prior to the Oregon game, Lee's last start came in November of 2009 as he guided the Tigers to a 24-16 win over Louisiana Tech. During his career, Lee has help rally the Tigers to four fourth-quarter comebacks, including a dramatic game-winning drive last year against Florida. For his career, Lee has thrown for 3,5906 yards, 26 touchdowns and he's completed 284-of-516 passes for a 55.0 completion percentage.

### Jefferson Moving Up LSU Rushing Charts For A QB

Senior QB **Jordan Jefferson** has moved up to third in school history in career rushing yards by a quarterback with 864 following his 73-yard effort against Tennessee. Jefferson needs just 75 yards to move past Lee Hedges (938 yards from 1949-51) for the top spot. In addition, Jefferson now has 11 rushing TDs during his career, fifth best in school history. Herb Tyler (23 from 1995-98) holds the school record for rushing TDs.

## True Freshman Playing Prominent Roles For Tigers

Now five games into the season, several true freshmen are playing prominent roles on offense for the Tigers. **Odell Beckham, Jr.** and **Jarvis Landry** are both in the rotation at wide receiver, while **Kenny Hilliard** has seen time at fullback and **La'e'l Collins** at left guard. Beckham ranks second on the team with 24 catches for 292 yards and 2 TDs, while Landry has three catches for 23 yards. On defense, **Anthony Johnson** is the rotation on the line and he's got 5 tackles, 2.5 tackles for loss and a sack in 7 games. Through 7 games, LSU has played eight true freshmen: Beckham, Hilliard, Landry, Collins, Johnson, DE **Jermauria Rasco**, PK **James Hairston**, and most recently RB **Terrence Magee**, who saw his first action against Kentucky.

## Miles Is 27-13 vs. Top 25 Opponents

LSU coach **Les Miles** is 27-13 in games against ranked opponents during his seven years with the Tigers. LSU was 5-2 against Top 25 teams in 2010. LSU won a school-record seven games against top 25 teams in 2007, which included a perfect 3-0 mark against top 10 teams. In games against teams ranked in the top 10, Miles is 10-9.

## LSU's Been Good As A Top 10 Team

LSU's top 10 rankings haven't come by accident in recent years as the Tigers have backed up their placement in the polls by winning 63 of the 78 games they've played as an AP Top 10 team since the 2000 season. Since returning to the top 10 on a consistent basis during the early 2000s, LSU has recorded a 63-15 record in games in which they have been ranked in the AP Top 10. That record goes back to the 2002 season when LSU cracked the AP Top 10 the week they faced Auburn. LSU was 6-3 in 2009 as a top 10 team, 4-2 in 2010 and they are 7-0 this year.

## The Chief Back To Run LSU Defense

**John "Chief" Chavis** returns for a third season as LSU's defensive coordinator in 2011. Last year, Chavis led the Tiger defense to top 12 national ranking in three defensive categories. LSU led the SEC and ranked 10th nationally in pass defense (169.8 ypg); the Tigers were second in the SEC and No. 11 in the nation in scoring defense (18.2 ppg); and LSU was third in the league and No. 12 in the country in total defense (307.2 ypg). In his first year at LSU in 2009, the Tigers were 11th in the nation in scoring defense as they allowed just six rushing TDs all year. The Tigers opened 2011 by limiting Oregon's high-powered offense to 335 yards and just 95 rushing yards, well below their average of a year ago. In week 2, LSU held Northwestern State to minus-4 yards rushing, the first since 1982 for an opponent to be held to negative rushing yards (Ole Miss, minus-50). The Tiger defense held Mississippi State to nearly 400 yards below their season average. Mississippi State entered the game leading the SEC in both total offense and rushing offense and the Tigers held the Bulldog to season lows of 193 total yards and 52 rushing yards.

## LSU Is 39-0 Under Miles When Rushing For 100 Yards and Holding Opponents To Less Than 100 Yards

One look at LSU's results in relation to rushing the football and it's easy to figure out that head coach **Les Miles** is a former offensive lineman who understands the importance of running the football. In 86 games under Miles, LSU's success is easy to predict when it comes to net rushing yards. Get to 100 yards rushing and LSU will more than likely win as the Tigers are 65-7 under Miles when that happens. Hold the opponent to fewer than 100-yards and the Tigers are 40-3. An even more telling stat is that when LSU rushes for 100-plus yards and holds the opponents to fewer than 100-yards, the Tigers are 39-0, including a 5-0 record in 2011. The following is a look at LSU's rushing numbers during the Miles era and have the Tigers have fared in those games:

Year	LSU 100+	LSU 100-	Opp 100+	Opp 100-	LSU 100+/Opp 100-
2005	10-0	1-2	3-1	8-1	7-0
2006	10-0	1-2	5-0	6-2	6-0
2007	11-2	1-0	3-2	9-0	8-0
2008	8-3	0-2	2-5	6-0	6-0
2009	8-0	1-4	7-4	2-0	2-0
2010	11-2	0-0	7-1	5-0	5-0
2011	7-0	0-0	2-0	5-0	4-0
<b>Totals</b>	<b>65-7</b>	<b>4-10</b>	<b>29-13</b>	<b>40-3</b>	<b>39-0</b>

## Fourth-And-Les; LSU Led Nation in 2010 in Fourth-Down Conversions

Fourth downs aren't just for punting anymore as LSU coach **Les Miles** has used that extra down to his advantage time and time again during career with the Tigers. LSU led the nation in fourth-down percentage in 2010, converting 91.7 percent (11-of-12) of its attempts. The following is a look at LSU's success rate on the different fourth-down scenarios under Miles:

Year	Overall	Pct.	Nat'l Rank	at Tiger Stadium	SEC games at Tiger Stadium
2005	8-of-11	72.7	6th	2-of-2	2-of-2
2006	13-of-17	76.5	3rd	8-of-10	5-of-7
2007	13-of-16	81.3	1st	9-of-11	8-of-8
2008	7-of-18	38.9	87th	6-of-12	4-of-6
2009	3-of-12	25.0	112th	2-of-7	2-of-5
2010	11-of-12	91.7	1st	8-of-8	3-of-3
2011	3-of-3	100.0	--	1-of-1	2-of-2
<b>Totals</b>	<b>58-of-89</b>	<b>65.2</b>		<b>37-of-52 (71.2 pct)</b>	<b>26-of-33 (78.9 pct.)</b>

## NON-CONFERENCE REGULAR SEASON WIN STREAK

LSU owns the nation's longest non-conference regular season winning streak, which stands at 36 games. The last time the Tigers lost a non-conference regular season game was Sept. 1, 2002, at #16 Virginia Tech. Here is a look at the streak:

#	Opponent	Score	Location	Date
1.	The Citadel	35-10	Baton Rouge	9/7/02
2.	Miami (Ohio)	33-7	Baton Rouge	9/14/02
3.	UL-Lafayette	48-0	Baton Rouge	10/5/02
4.	UL-Monroe	49-7	Baton Rouge	8/30/03
5.	Arizona	59-13	Tucson	9/6/03
6.	Western Illinois	35-7	Baton Rouge	9/13/03
7.	Louisiana Tech	49-10	Baton Rouge	11/1/10
8.	Oregon State	22-21 (OT)	Baton Rouge	9/4/04
9.	Arkansas State	53-3	Baton Rouge	9/11/04
10.	Troy	24-20	Baton Rouge	10/23/04
<b>(streak under Les Miles - 26 straight wins)</b>				
11.	#15 Arizona State	35-31	Tempe	9/10/05
12.	North Texas	56-3	Baton Rouge	10/29/05
13.	Appalachian State	24-0	Baton Rouge	11/5/05
14.	UL-Lafayette	45-3	Baton Rouge	9/2/06
15.	Arizona	45-3	Baton Rouge	9/9/06
16.	Tulane	49-7	Baton Rouge	9/23/06
17.	Fresno State	38-6	Baton Rouge	10/21/06
18.	#9 Virginia Tech	48-7	Baton Rouge	9/9/07
19.	Middle Tennessee	44-0	Baton Rouge	9/15/07
20.	Tulane	34-9	New Orleans	9/29/07
21.	Louisiana Tech	58-10	Baton Rouge	11/10/07
22.	Appalachian State	41-13	Baton Rouge	8/30/08
23.	North Texas	41-3	Baton Rouge	9/13/08
24.	Tulane	35-10	Baton Rouge	11/1/08
25.	Troy	40-31	Baton Rouge	11/15/08
26.	Washington	31-23	Seattle	9/5/09
27.	UL-Lafayette	31-3	Baton Rouge	9/19/09
28.	Tulane	42-0	Baton Rouge	10/31/09
29.	Louisiana Tech	24-16	Baton Rouge	11/14/09
30.	#18 North Carolina	30-24	Atlanta	9/4/10
31.	#21 West Virginia	20-14	Baton Rouge	9/25/10
32.	McNeese State	32-10	Baton Rouge	10/16/10
33.	UL-Monroe	51-0	Baton Rouge	11/13/10
34.	#3 Oregon	40-27	Arlington, Texas	9/3/11
35.	Northwestern St.	49-3	Baton Rouge	9/10/11
36.	#16 West Virginia	47-21	Morgantown	9/24/11

## The Streak: By The Numbers

**1,437-382**  
outscored opponents

**1,131-227**  
outscored opponents at home

**1,030-277**  
outscored opponents under Les Miles

**6**  
wins over ranked teams

**29**  
home games played

**5**  
road games played

**9**  
wins over major BCS conference opponents

**24**  
times the opponent has been held to 10 points or less

## LOCATION OF LSU COACHES IN GAME

### In The Press Box:

Greg Studrawa, Offensive Coordinator  
John Chavis, Defensive Coordinator  
Steve Kragthorpe, Quarterbacks Coach

### On The Field:

Les Miles, Head Coach  
Ron Cooper, Defensive Backs  
Steve Ensminger, Tight Ends  
Billy Gonzales, Wide Receivers/Passing Game Coordinator  
Brick Haley, Defensive Line  
Thomas McGaughey, Special Teams Coordinator  
Frank Wilson, Running Backs

### Brandon Taylor To Wear Jersey No. 18

Jersey No. 18 – one of the new traditions in LSU history – has been passed down to senior safety **Brandon Taylor** this year. The Jersey No. 18 tradition was born in 2003 when quarterback Matt Mauck guided the Tigers to its first national championship since 1958. His number (No. 18) became synonymous with success – both on and off the field – as well as a selfless attitude that has become the epitome of being an LSU football player. After his final year with the Tigers, Mauck passed Jersey No. 18 down to running back Jacob Hester, who then helped the Tigers to another national title in 2007. Richard Dickson wore Jersey No. 18 in 2008 and 2009. RB Richard Murphy, now with the Jacksonville Jaguars, owned the number in 2010. LSU coach **Les Miles**, along with input from the three other players who have worn Jersey No. 18, determined that Brandon Taylor would wear the jersey in 2011. Taylor is a Lott Trophy candidate.

### LSU's Won At Least 8 Games For 11 Straight Years

LSU ran its streak of seasons with at least eight wins to 11 straight in 2010 as the Tigers posted an 11-2 mark a year ago. LSU has won at least eight games in a season every year since 2000. LSU's streak of years with at least eight wins ranks as the longest such streak in the SEC and is third nationally. Here's a look at those teams with a current streak of winning at least eight games in a season:

Rank	No.	Team
1.	13	Virginia Tech
2.	12	Boise State
3.	11	LSU
	11	Oklahoma
5.	9	Boston College

### LSU's Fourth-Quarter Comebacks Under Les Miles

For the 17th time under **Les Miles**, LSU won a football game despite trailing in the fourth quarter as the Tigers rallied from deficits of 24-23, 30-29, and 36-35 to beat Ole Miss, 43-36, in Tiger Stadium in week 11 last year. The following is a look at LSU's fourth quarter comebacks under Miles, how many points the Tigers had to overcome in the final frame to win and the quarterback who engineered the comeback:

Year	Opponent	Situation	Results	QB
2005	at Arizona St. (LSU trailed 17-7 entering 4Q; LSU scored 28 4Q points)	scored TD with 1:13 left	W, 35-31	Russell
2005	Florida (LSU trailed 17-14 in 4Q)	scored TD with 12:35 left	W, 21-14	Russell
2005	Auburn (LSU trailed 17-14 with less than 5 minutes to play)	kicked FG with 1:40 left to force OT	W, 20-17	Russell
2006	at Tennessee (LSU trailed 24-21 with less than 8 minutes left in 4Q)	scored TD with 9 seconds left	W, 28-21	Russell
2006	Ole Miss (LSU trailed 20-7 with less than 9 minutes left in 4Q)	scored TD with 14 sec. left to force OT	W, 23-20	ot Russell
2007	Florida (LSU trailed 24-14 to start 4Q)	scored TD with 1:06 left	W, 28-24	Flynn
2007	Auburn (LSU trailed 24-23 with 3:12 left in the 4Q)	scored TD with :01 left	W, 30-24	Flynn
2007	Alabama (LSU trailed 34-27 with 4:53 left in 4Q)	scored TD with 1:26 left	W, 41-34	Flynn
2007	Tennessee (LSU trailed 14-13 with less than 10 minutes left in 4Q)	scored TD with 9:54 left	W, 21-14	Perrilloux
2008	at Auburn (LSU trailed 21-20 with 4:00 left in 4Q)	scored TD with 1:03 left	W, 26-21	Lee
2008	Troy (LSU trailed 31-10 to start 4Q)	scored go-ahead TD with 4:50 left	W, 40-31	Lee
2009	at Georgia (LSU trailed 13-12 with 1:09 left)	scored go ahead TD with 0:46 left	W, 20-13	Jefferson
2009	Arkansas (LSU trailed 30-27 with 1:18 left)	kicked FG with 4 seconds left to force OT	W, 33-30	Jefferson
2010	Tennessee (LSU trailed from 11:34 left in game to final play)	scored TD with 0:00 left in 4Q	W, 16-14	Lee/Jefferson
2010	at Florida (LSU trailed 29-26 with 3:21 left in game)	scored TD with 0:06 left in 4Q	W, 33-29	Lee
2010	Alabama	scored go ahead TD with 8:13 left in 4Q	W, 24-21	Jefferson
2010	Ole Miss (LSU trailed 36-35 with 4:57 left in game)		W, 43-36	Jefferson



## LSU's 20-Plus Yards Play Breakdown

### BY PLAY

Pass.....	17
Rush .....	6
<b>TOTAL .....</b>	<b>23</b>

### BY GAME

vs. Oregon .....	2
Northwestern State .....	4
at Mississippi State .....	3
at West Virginia .....	3
Kentucky .....	4
Florida .....	6
at Tennessee .....	1
Auburn .....	
at Alabama .....	
Western Kentucky .....	
at Ole Miss .....	
Arkansas .....	

### BY QUARTER

1st .....	6
2nd .....	7
3rd .....	5
4th .....	5

### RUSHING

Michael Ford .....	3
Spencer Ware .....	1
Alfred Blue .....	1
Brad Wing .....	1

### PASSING

Jarrett Lee .....	14
Jordan Jefferson .....	2
Zach Mettenberger .....	1

### RECEIVING

Rueben Randle .....	9
Odell Beckham, Jr. ....	4
Deangelo Peterson .....	2
Russell Shepard .....	2

### 20 OR MORE YARD TOUCHDOWNS

Odell Beckham, Jr. ....	2
Rueben Randle .....	1

## LSU's 20-Plus Yards Plays of 2011

Yards	Type	Player	Opponent	Qtr.
57	Pass	Rueben Randle from Jarrett Lee	Florida	4
52*	Pass	Odell Beckham Jr. from Jarrett Lee	West Virginia	2
51*	Pass	Odell Beckham Jr. from Jarrett Lee	Kentucky	2
46*	Pass	Rueben Randle from Jarrett Lee	Florida	1
45	Pass	Rueben Randle from Jarrett Lee	Tennessee	2
44	Run	Brad Wing	Florida	1
43	Pass	Rueben Randle from Jarrett Lee	Northwestern State	1
37	Pass	Rueben Randle from Jarrett Lee	Kentucky	1
37	Pass	Russell Shepard from Jordan Jefferson	Florida	2
31	Pass	Rueben Randle from Jarrett Lee	Mississippi State	2
30	Pass	Odell Beckham Jr. from Jarrett Lee	West Virginia	1
29	Pass	Deangelo Peterson from Jarrett Lee	Oregon	3
28	Pass	Rueben Randle from Jarrett Lee	Northwestern State	2
26	Run	Michael Ford	Northwestern State	2
24	Pass	Rueben Randle from Zach Mettenberger	Northwestern State	3
24	Pass	Rueben Randle from Jarrett Lee	Mississippi State	4
23	Run	Spencer Ware	Mississippi State	4
23	Pass	Odell Beckham Jr. from Jarrett Lee	Kentucky	4
22	Run	Michael Ford	West Virginia	1
22	Pass	Russell Shepard from Jarrett Lee	Kentucky	3
22	Pass	Deangelo Peterson from Jordan Jefferson	Florida	3
20	Run	Michael Ford	Oregon	3
20	Run	Alfred Blue	Florida	4

\* Denotes play resulted in touchdown.

### This Day vs. Night Thing In Tiger Stadium

The facts indicate that LSU plays better at night in Tiger Stadium than they do during the day. The numbers show that since 1960, LSU is 220-60-4 (.780) at night under the lights compared to a 26-25-3 (.509) mark in Tiger Stadium during the day. Since 2000, LSU is 70-11 overall at home, which includes a 54-5 (.915) mark at night in Tiger Stadium and a 16-6 (.727) record during the day. Prior to 2000, LSU had only won 10 games at home during the day in 32 tries. From 1960 to 1999, LSU posted a 10-19-3 (.359) record at home during the day. The following is a breakdown of LSU's night record, day record and overall record in Tiger Stadium since 1960:

Decade	Record at Night	Record during the day	Overall Tiger Stadium Record
1960-69	47-9-2	2-2-1	49-11-3
1970-79	51-12-1	1-2	52-14-1
1980-89	38-16-1	3-5-2	41-21-3
1990-99	30-18	4-10	34-28
2000-09	49-5	11-6	60-11
2010-11	5-0	5-0	10-0
<b>Totals</b>	<b>220-60-4</b>	<b>26-25-3</b>	<b>246-85-7</b>

## GAME-BY-GAME NOTABLES

Opponent	Captains	Coin Toss	Kickoff/Receive	LSU 1st Poss.	Game Time (CT)	Game Length	Jerseys	Result
vs. Oregon	Crappell, Lee, Taylor, Baker	Won	Kickoff	Field Goal	7:14 p.m.	3:23	White	W, 40-27
Northwestern State	Brockers, Loston, Mathieu, Stampley	Loss	Kickoff	Touchdown	7 p.m.	2:55	Purple	W, 49-3
at Mississippi State	Alleman, Peterson, Brooks, Clement, Adams, Claiborne	Won	Kickoff	Field Goal	7:06 p.m.	3:04	White	W, 19-6
at West Virginia	Alleman, Ware, Lonergan, Montgomery	Won	Kickoff	Touchdown	7:12 p.m.	3:40	White	W, 47-21
Kentucky	Alleman, Wing, Adams, Blackwell, Lee	Loss	Receive	Punt	11:21 a.m.	3:08	White	W, 35-7
Florida	Alleman, Hurst, Clement, Crappell, Montgomery, Mathieu	Won	Kickoff	Touchdown	2:40 p.m.	3:16	White	W, 41-11
at Tennessee	Alleman, Ware, Blackwell, Taylor, Minter, Blue	Won	Kickoff	Punt	2:39 p.m.	3:13	White	W, 38-7

## CHARTING THE OPPONENTS

### Oregon (5-1)

Sept. 3	LSU	L, 40-27
Sept. 10	Nevada	W, 69-20
Sept. 17	Missouri St.	W, 56-7
Sept. 24	at Arizona	W, 56-31
Oct. 6	California	W, 43-15
Oct. 15	Arizona State	W, 41-27
Oct. 22	at Colorado	2:30 p.m.
Oct. 29	Washington St.	TBA
Nov. 5	at Washington	TBA
Nov. 12	at Stanford	TBA
Nov. 19	Southern Cal	7 p.m.
Nov. 26	Oregon State	TBA

### Northwestern State (4-3)

Sept. 1	Delta St.	W, 24-23
Sept. 10	at LSU	L, 49-3
Sept. 17	at SMU	L, 40-7
Sept. 24	at Nicholls	W, 34-0
Oct. 1	McNeese St.	L, 20-18
Oct. 8	at Lamar	W, 37-17
Oct. 15	Southeastern Louisiana	W, 51-17
Oct. 29	at Texas State	3 p.m.
Nov. 5	Central Arkansas	3 p.m.
Nov. 12	at Sam Houston St.	2 p.m.
Nov. 19	Stephen F. Austin	2 p.m.

### Mississippi State (3-4)

Sept. 1	at Memphis	W, 59-14
Sept. 10	at Auburn	L, 41-34
Sept. 15	LSU	L, 19-6
Sept. 24	Louisiana Tech	W, 26-20
Oct. 1	at Georgia	L, 24-10
Oct. 8	at UAB	W, 21-3
Oct. 15	South Carolina	L, 14-12
Oct. 29	at Kentucky	TBA
Nov. 5	Tennessee Martin	TBA
Nov. 12	Alabama	TBA
Nov. 19	at Arkansas	TBA
Nov. 26	Ole Miss	TBA

### West Virginia (5-1)

Sept. 4	Marshall	W, 34-13
Sept. 10	Norfolk St.	W, 55-12
Sept. 17	at Maryland	W, 37-31
Sept. 24	LSU	L, 47-21
Oct. 1	Bowling Green	W, 55-10
Oct. 8	UConn	W, 43-16
Oct. 21	at Syracuse	7 p.m.
Oct. 29	at Rutgers	TBA
Nov. 5	Louisville	TBA
Nov. 12	at Cincinnati	TBA
Nov. 25	Pittsburgh	TBA
Dec. 1	at USF	7 p.m.

### Kentucky (2-4)

Sept. 1	Western Kentucky	W, 14-3
Sept. 10	Central Michigan	W, 27-13
Sept. 17	Louisville	L, 24-17
Sept. 24	Florida	L, 48-10
Oct. 1	at LSU	L, 35-7
Oct. 8	at South Carolina	L, 54-3
Oct. 22	Jacksonville St.	11 a.m.
Oct. 29	Miss. St.	TBA
Nov. 5	Ole Miss	TBA
Nov. 12	at Vanderbilt	TBA
Nov. 19	at Georgia	TBA
Nov. 26	Tennessee	TBA

### Florida (4-3)

Sept. 3	Florida Atlantic	W, 41-3
Sept. 10	UAB	W, 39-0
Sept. 17	Tennessee	W, 33-23
Sept. 24	at Kentucky	W, 48-10
Oct. 1	Alabama	L, 38-10
Oct. 8	at LSU	L, 41-11
Oct. 15	at Auburn	L, 17-6
Oct. 29	Georgia	2:30 p.m.
Nov. 5	Vanderbilt	TBA
Nov. 12	at South Carolina	TBA
Nov. 19	Furman	TBA
Nov. 26	Florida St.	TBA

### Tennessee (3-3)

Sept. 3	Montana	W, 42-16
Sept. 10	Cincinnati	W, 45-23
Sept. 17	at Florida	L, 33-23
Oct. 1	Buffalo	W, 41-10
Oct. 8	Georgia	L, 20-12
Oct. 15	LSU	L, 38-7
Oct. 22	at Alabama	6:15 p.m.
Oct. 29	South Carolina	TBA
Nov. 5	Middle Tennessee	TBA
Nov. 12	at Arkansas	TBA
Nov. 19	Vanderbilt	TBA
Nov. 26	at Kentucky	TBA

### Auburn (5-2)

Sept. 3	Utah St.	W, 42-38
Sept. 10	Miss. St.	W, 41-34
Sept. 17	at Clemson	L, 38-24
Sept. 24	Florida Atlantic	W, 30-14
Oct. 1	at South Carolina	W, 16-13
Oct. 8	at Arkansas	L, 38-14
Oct. 15	Florida	W, 17-6
Oct. 22	at LSU	2:30 p.m.
Oct. 29	Ole Miss	TBA
Nov. 12	at Georgia	TBA
Nov. 19	Samford	TBA
Nov. 26	Alabama	TBA

### Alabama (7-0)

Sept. 3	Kent St.	W, 48-7
Sept. 10	at Penn St.	W, 27-11
Sept. 17	North Texas	W, 41-0
Sept. 24	Arkansas	W, 38-14
Oct. 1	at Florida	W, 38-10
Oct. 8	Vanderbilt	W, 34-0
Oct. 15	at Ole Miss	W, 52-7
Oct. 22	Tennessee	6:15 p.m.
Nov. 5	LSU	TBA
Nov. 12	at Miss. St.	TBA
Nov. 19	Georgia Southern	1 p.m.
Nov. 26	at Auburn	TBA

### Western Kentucky (2-4)

Sept. 1	Kentucky	L, 14-3
Sept. 10	Navy	L, 40-14
Sept. 17	Indiana St.	L, 44-16
Oct. 1	Arkansas St.	L, 26-22
Oct. 6	at Middle Tennessee	W, 36-33
Oct. 15	at Florida Atlantic	W, 20-0
Oct. 22	UL-Lafayette	3 p.m.
Oct. 29	at UL-Monroe	2:30 p.m.
Nov. 5	FIU	3 p.m.
Nov. 12	at LSU	7 p.m.
Nov. 19	at North Texas	3 p.m.
Nov. 26	Troy	12 p.m.

### Ole Miss (2-4)

Sept. 3	BYU	L, 14-13
Sept. 10	Southern Illinois	W, 42-24
Sept. 17	at Vanderbilt	L, 30-7
Sept. 24	Georgia	L, 27-13
Oct. 1	at Fresno St.	W, 38-28.
Oct. 15	Alabama	L, 52-7
Oct. 22	Arkansas	11:21 a.m.
Oct. 29	at Auburn	TBA
Nov. 5	at Kentucky	TBA
Nov. 12	Louisiana Tech	TBA
Nov. 19	LSU	TBA
Nov. 26	at Miss. St.	TBA

### Arkansas (5-1)

Sept. 3	Missouri St.	W, 51-7
Sept. 10	New Mexico	W, 52-3
Sept. 17	Troy	W, 38-28
Sept. 24	at Alabama	L, 38-14
Oct. 1	at Texas A&M	W, 42-38
Oct. 8	Auburn	W, 38-14
Oct. 22	at Ole Miss	11:21 a.m.
Oct. 29	at Vanderbilt	TBA
Nov. 5	South Carolina	TBA
Nov. 12	Tennessee	TBA
Nov. 19	Miss. St.	TBA
Nov. 25	at LSU	1:30 p.m.



## SOUTHEASTERN CONFERENCE

### 2011 SEC Standings

#### Eastern Division

Team	SEC	Pct.	Overall
South Carolina	4-1	.800	6-1
Georgia	4-1	.800	5-2
Florida	2-3	.400	4-3
Vanderbilt	1-3	.250	3-3
Kentucky	0-3	.000	2-4
Tennessee	0-3	.000	3-3

#### Western Division

Team	SEC	Pct.	Overall
<b>LSU</b>	<b>4-0</b>	<b>1.000</b>	<b>7-0</b>
Alabama	4-0	1.000	7-0
Auburn	3-1	.750	5-2
Arkansas	1-1	.500	5-1
Ole Miss	0-3	.000	2-4
Mississippi State	0-4	.000	3-4

## This Week in the SEC

### Saturday, Oct. 22

Jacksonville St. at Kentucky • 11 a.m. (ESPNU)  
 \*Arkansas at Ole Miss • 11:21 a.m. (SEC Network)  
 \*Auburn at LSU • 2:30 p.m. (CBS)  
 Army at Vanderbilt • 6 p.m. (ESPNU)  
 \*Tennessee at Alabama • 6:15 p.m. (ESPN)

### All Times Central

\* - denotes conference games

## Last Week in the SEC

### LSU 38 Tennessee 7

South Carolina 14 Mississippi State 12  
 Alabama 52 Ole Miss 7  
 Auburn 17 Florida 6  
 Georgia 33 Vanderbilt 28

## OFFENSE

### #30 Drew Alleman • WR

Kicked a field goal to win the 2006 5A Louisiana Class 5A State Championship game for Acadiana High school over Sulphur as time expired in 2006 ... That 32-yarder with the game on the line proved Alleman's worthiness, and he made LSU's roster as a preferred walk-on in 2008 ... Inherited the No. 30 jersey from friend and former teammate Josh Jasper, who shattered the LSU record books in 2010 ... Has kicked a 57-yarder in practice before.

### #33 Odell Beckham, Jr. • WR

Mother, Heather Van Norman, was an All-American sprinter for LSU women's track team from 1991-93 ... Led the Lady Tigers to five national championships and she was also a former track coach at Tulane ... His father, Odell Beckham, Sr., was a running back with the Tigers from 1989-92 ... Father was roommates with Shaquille O'Neal during college.

### #60 Will Blackwell • OG

Grandfather was a guard at Louisiana Tech ... Wears No. 60 because that was his grandfather's number ... His dad and uncle both played football at Northwestern State, and his sister currently plays softball at Northwestern State ... Models his game after former Tigers Alan Faneca and Eric Andolsek ... Also played baseball and did the shot put for the track team in high school ... Played on the same high school team as current LSU defensive end Barkevious Mingo ... Arrived at LSU as a defensive end.

### #88 Chase Clement • TE

Wore number 88 in high school and continues to wear it ... He is the nephew of three former LSU players: Ruffin Rodrigue Sr., Ruffin Rodrigue Jr, and the late Eric Andolsek who also played for the Detroit Lions ... His uncle, Eric (Andolsek) is his role model, says a prayer to him before every game ... Worked for Habitat for Humanity this summer back home in Thibodaux, La. ... Nickname is "Wolverine" because of his crazy beards ... Loves hunting and fishing in his spare time.

### #42 Michael Ford • RB

Calls himself a junk food junkie who eats sugary, chewy candies or cookies-and-cream ice cream just about every day ... He can bench press 440 pounds and squat 583 ... Nickname "Shug" that his grandmother gave him stuck through high school ... Reads the Bible and attends church when he can ... The broadcasting major also has practiced public speaking at his old high school, where he told students that striving for good grades creates a work ethic that trickles down to other aspects of life, including sports ... Appeared on the cover of Sports Illustrated following the Tigers' season-opening win against Oregon.

### #53 T-Bob Hebert • OG

Father, Bobby Hebert, played quarterback for the New Orleans Saints and Atlanta Falcons and currently hosts the Saints' pregame and postgame radio shows on the New Orleans Saints Radio Network ... Was given the nickname "T-Bob" by his great-grandmother ... Started playing football at age nine ... Grew up in Georgia, but was raised as an LSU fan by his grandfather and says he chose LSU because "it's always where my heart's been." ... Volunteered for Operation Shoebox at Christmas time in high school ... Describes himself as "a huge nerd." ... Collects comic books and video games ... Said his favorite comic book growing up was The Green Lantern ... Business administration major, considering going to law school one day.

### #72 Alex Hurst • OT

Nickname is "Clyde" because his teammates think he is as big as a Clydesdale horse ... Started playing football after seeing his brother play, he thought it looked like fun ... Was the first player out of his high school in Bartlett, Tenn. to play in the SEC ... His favorite player is Brett Favre because he is a from a small town and likes to hunt and fish.

### #12 Jarrett Lee • QB

Father, Stephen, was his coach at Brenham High School in Texas ... Father played college football (QB/FB) at Angelo State from 1988-92 ... Today, his father is in his first season as the quarterbacks coach at West Texas A&M ... Father served as co-offensive coordinator at Brenham (Texas) High School from 2005-10 ... Enjoys playing golf; consistently shoots in the mid-80's ... Hails from Brenham, Texas – home of Bluebell Ice Cream ... Grew up in Brownwood, Texas but moved to Brenham because his father is a high school football coach there ... Lists his favorite sports hero as John Elway ... Is a huge 80s rock fan and his favorite band is Van Halen.

### #64 P.J. Lonergan • C

Nickname is "P.J." ... His dad, Patrick Lonergan, was an offensive lineman for LSU in 1978 ... Wears the same number as his dad, No. 64 ... Played goalie on his soccer team as a child, but found it "too boring" ... Models his game after Jeff Saturday of the Indianapolis Colts, because he is "that good" ... His little sister, Molly, also attends LSU ... Loves to fish, and says he would like to one day open his own fishing and outdoors business.

### #19 Deangelo Peterson • TE

Nickname is "DiLo" ... Played on the same high school team as current teammate Lavar Edwards ... The first major college prospect produced by Desire Street Academy in New Orleans ... Models his game after Randy Moss of the New England Patriots ... Wants to be a high school or college coach after college.

### #2 Rueben Randle • WR

Nickname is "Big Reubeno" (pronounced "Roo-bean-oh") ... Played shortstop on his high school baseball team, and was scouted by several MLB teams ... Models his game after Chad Ochocinco, Terrell Owens and Randy Moss ... Wants to be a coach when his football career is over.

### #11 Spencer Ware • RB

Also played baseball for the Tigers in 2011, seeing action in 21 games mostly as a reserve outfielder and pinch runner ... Entertains teammates by doing back flips.

## DEFENSE

### #22 Ryan Baker • LB

Taken a leadership role this year after the departure of Kelvin Sheppard to the NFL ... Bulkied up during the offseason and added 12 pounds of muscle ... His mother, Lynn, is a University of Florida graduate and a die-hard Gator fan ... His father, Terry, is a Florida State University graduate and Ryan grew up an FSU fan ... Despite the Florida and Florida State ties, said he knew he was going to LSU when he finally got to experience a night game in Tiger Stadium ... Broke his jaw during 2010 fall camp and was reduce to a liquefied diet for three weeks ... Teammates call him "Marshall Faulk" because they say he looks like it in the face.

### #17 Morris Claiborne • CB

Nickname is "Mo" or "M.C." ... Models his game after Denver Broncos cornerback Champ Bailey and former teammate Patrick Peterson ... Does community service in his hometown of Shreveport, La., including installing smoke detectors and fans in nursing homes ... Prepped at the same high school as former Tigers Reggie Robinson, Ronnie Prude and former LSU basketball star Stromile Swift ... Was also an all-state basketball star in high school and even played tennis ... Began his career as a wide receiver now heads into his junior year as a Thorpe candidate ... Said Patrick Peterson took him under his wing and helped him become the player he is.

### #89 Lavar Edwards • DE

Attended Desire St. Academy with teammate DeAngelo Peterson when Hurricane Katrina hit ... Both left their families to play with their high school football team in Niceville, Fla., then to LSU.

### #37 Karnell Hatcher • LB

Started playing football at age eight ... Listens to Lil Wayne before every game to get focused ... Volunteers at Pompey Park in his hometown of Delray Beach, Fla ... His duties have ranged from helping pick up trash to setting up tables for receptions or other events being hosted ... Aspires to own his own business after college ... His parents are his role models because he respects the way they've worked so hard to help him achieve his dreams ... Says that he's shy around people he doesn't know, which is often mistaken for being a quiet person, but he breaks out of his shell when he's around people he's comfortable with and enjoys talking and cracking jokes.

### #56 Anthony Johnson • DT

Nickname is "Freak" because he was 315 pounds and ran a 4.8 in the 40 in high school ... Molds his game after Warren Sapp, John Randle and calls his idol "Jevon Kearse" ... Sang in the OP Walker choir and often sings at team meetings ... Graduated high school early so he could enroll in classes during the 2011 spring semester and participate in LSU's spring camp ... Ranks second on the team in both the squat and the split jerk, lifting 560 and 374 pounds, respectively.

### #49 Barkevious Mingo • DE

His mother said football was too dangerous so he focused on basketball and track until his junior year in high school ... His name comes from the first three letters of his mothers name Barbara (Bar) followed by her favorite name Kevious.

### #99 Sam Montgomery • DE

Nickname is "Sonic" because he loves Sonic the hedgehog ... Didn't start playing football until his junior year of high school ... Played on a club basketball team with former Kentucky guard John Wall in high school ... Chose football because his high school coach told him he would have a better future in it ... Nearly went to play basketball and football at North Carolina ... His brother died while Montgomery was in high school, and he says that he learned not to take things for granted.

### #1 Eric Reid • S

Maintained a 4.7 grade point average in high school ... Studying civil engineering ... His father, Eric, Sr., was a three-time All-American hurdler at LSU (1984-87) and is a member of the LSU Athletic Hall of Fame.

### #18 Brandon Taylor • SS

Older brother, Curtis, was the Tigers' starting safety for the past two seasons and was drafted in the seventh round of the 2009 NFL Draft by the San Francisco 49ers ... One of eight children ... Routinely reads to children at schools in East Baton Rouge parish ... As part of his class, he visits with Alzheimer's patinets ... Annually hosts a free football clinic for kids back in his hometown of Franklinton, La., a town of a population of 4,000 ... Was awarded the No. 18 jersey this season, which was voted on by former LSU No. 18s and head coach Les Miles.

### #38 Brad Wing • P

Can kick with both his left and right foot ... Played Australian Rules football for 15 years ... Hails from Melbourne, a population of 4 million ... Dad played one season in the NFL and was a star in the Australian Rules Football league.

## BY THE NUMBERS

**93,129**

largest crowd in Tiger Stadium history  
(lost to No. 1 Florida, 13-3, on Oct. 10, 2009)

**1,500**

old dorm rooms below the east and west stands

**.716**

winning percentage after 543 home games

**89**

89-yard punt return by Billy Cannon 50 years ago to beat Ole Miss on Halloween Night in 1959

**87<sup>th</sup>**

year of LSU football in Tiger Stadium dating back to 1924

**70**

"Tiger Den" skybox suites in the East Upper Deck

**69**

times the crowd has exceeded 90,000 for a game

**45**

years ranked in the top 10 in the nation in attendance

**54-5**

Saturday night record since 2000

**40-6**

home record under head coach Les Miles

**13**

undefeated home seasons

**8**

trips by the "ESPN College GameDay" crew

**8<sup>th</sup>**

largest on-campus stadium in the nation (92,542)

**6**

times named the toughest place in the nation to play a road game by national media outlets

**1**

win over a No. 1 ranked team (def. Florida, 28-21, in 1997)

# Tiger Stadium

## COLLEGE FOOTBALL'S ULTIMATE SETTING



## "THE SCARIEST PLACE TO PLAY IN AMERICA"

- ESPN.COM, OCT. 2007; ESPN COLLEGE FOOTBALL LIVE, MAY 2011

### Notables

- LSU began playing football in Tiger Stadium in 1924 and is currently in its 87th year in the venerable stadium. This season marks the 80th year LSU has played under the lights in Death Valley. The Tigers defeated Spring Hill, 35-0, on Oct. 3, 1931 in the first night game in the stadium's history.
- LSU has won 39 of its last 44 games at home and 14 straight. Head coach **Les Miles** is 29-1 in Saturday Night home games.
- More than 85,000 fans have attended each of LSU's last 79 home games. In that span, the Tigers have eclipsed the 90,000 mark 69 times, including a school-record 93,129 for the Oct. 10, 2009 game that pitted No. 4 LSU against No. 1 Florida.
- Since national attendance figures began being kept in 1957, LSU has finished in the nation's top 10 in average attendance in 47 of the past 54 seasons.
- Since 1960, LSU owns a stellar 220-60-4 (.782) record in traditional Tiger Stadium night games. On the other hand, the Tigers are just 26-25-3 (.509) at home during the day in that span.
- LSU has won 29 consecutive home games over non-conference opponents. **Les Miles** is 20-0 in non-conference home games.

### Quotables

"(Tiger Woods) pumped both fists and yelled, as jacked as you'll ever see him. But the crowd explosion drowned out whatever was coming out of his mouth. It was the closest golf has ever come to sounding like fourth-and-goal at LSU's Tiger Stadium on a Saturday night."

- **Pat Forde, ESPN.com on Tiger Woods' putt to force a playoff at the 2008 U.S. Open**

"I'm not sure what it was like to walk into the Coliseum, but I bet it was something like this. The best place in the world to watch a sporting event."

- **Wright Thompson, ESPN.com**

"Dark. That combined with Tiger Stadium on a Saturday night is something loud, strange and holy. There is noise everywhere in stadiums from Eugene to Tuscaloosa. Only in Baton Rouge is there a living, breathing lurking in its grand, old stadium."

- **Dennis Dodd, CBSsports.com**

"Best stadium -- Tiger Stadium, LSU. The pregame festivities, the deafening noise -- there's no other place like it."

- **Matt Hayes, Sporting News**

"All I began to hear was a chant 'L-S-U, L-S-U.' It got louder and louder. It was the loudest I've ever heard a stadium."

- **Mark Richt, Georgia Head Coach**

LSU FOOTBALL - 1958 • 2003 • 2007 NATIONAL CHAMPIONS



# The Last Meeting



#6 LSU

17

#5 Auburn

24



Oct. 23, 2010 • Jordan-Hare Stadium • Auburn, Ala. • 87,451

## Auburn Runs Past LSU, 24-17, In Battle Of Top 10 Teams

Auburn's Onterio McCalebb raced 70 yards for a touchdown late in the fourth quarter to break a 17-17 tie as the fourth-ranked Tigers went on to a 24-17 victory over sixth-ranked LSU in a battle of the final two unbeaten teams in the SEC. McCalebb's run highlighted a day that saw Auburn rush for 440 yards against LSU, the most ever surrendered by a Tiger team. Despite being outgained 526-243, LSU still had chances to win the game as outstanding punting by Derek Helton and Josh Jasper kept Auburn bottled up inside its 10-yard line for most of the day. Auburn started five of its 12 drives inside its 10-yard line, including two at the 1-yard line. LSU scored on two of its four possessions on the first half as the teams were tied at 10-10 at halftime. LSU's first half scoring came on a 48-yard field goal by Jasper and on a 2-yard run by **Jordan Jefferson** that tied the game at 10-10 with 15 seconds left in the first half. Auburn extended its lead to 17-10 on a 49-yard run by Cam Newton on its first possession of the second half. The score remained that way until early in the fourth quarter when LSU used a trick play – a halfback pass from **Spencer Ware** to **Rueben Randle** that covered 39 yards – to tie the game at 17-17 with 12:16 to play. After forcing Auburn to punt on its next possession, the LSU got the ball at its own 40-yard line with 7:51 to go in the game. LSU went three-and-out and Auburn scored on a 70-yard run three plays later for the winning points. LSU turned the ball over on downs on its final possession of the contest. Jefferson led LSU with 74 yards rushing and 1 TD. He also completed 7-of-14 passes for 46 yards and a score. Randle led all receivers with six catches for 73 yards and a score. **Ryan Baker** had 12 tackles for LSU.

### Scoring

LSU	3	7	0	7	- 17
AU	7	3	7	7	- 24

AU	5:32	1Q	Newton 1 yd run (Byrum kick)
LSU	1:47	1Q	Jasper 48 yd FG
AU	12:30	2Q	Byrum 42 yd FG
LSU	0:15	2Q	Jefferson 2 yd run (Jasper kick)
AU	11:10	3Q	Newton 49 yd run (Byrum kick)
LSU	12:16	4Q	Randle 39 yd pass from Ware (Jasper kick)
AU	5:05	4Q	McCalebb 70 yd run (Byrum kick)

## STATISTICAL COMPARISON

Category	LSU	AU	CONF. (NCAA) RANKING	
			LSU	AU
Record:	6-0	5-2	--	--
Conference:	3-0	3-1	--	--
Scoring Offense:	38.43	26.29	3 (20)	8 (77)
Total Offense:	369.14	360.86	7 (80)	8 (86)
Rushing Offense:	194.43	197	4 (29)	3 (27)
Passing Offense:	174.71	163.86	8 (101)	9 (106)
Scoring Defense:	11.71	25.86	2 (7)	10 (61)
Total Defense:	251.86	404.43	2 (4)	10 (77)
Pass Defense:	176.71	222	5 (15)	12 (62)
Rushing Defense:	75.14	182.43	2 (6)	9 (87)
KD Ret. Avg.:	23.75	25.48	3 (29)	2 (17)
Punt Ret. Avg.:	7.75	6	7 (63)	10 (87)
Time of Poss.:	34:20	27:44	1 (7)	8 (94)
3rd Down Conv.:	45-96	37-101	3 (30)	8 (91)
Opp. 3rd-D Conv:	33-102	51-108	4 (23)	12 (103)
TO Margin:	+13	+3	1 (4)	6 (40)
Net Punting:	39.94	39.67	2 (15)	3 (21)
Fumbles Recovered:	6	6	2 (33)	2 (33)
Passes Intercepted:	10	7	5 (11)	8 (37)
Fumbles Lost:	2	0	2 (6)	1 (1)
Turnovers Gained:	16	13	3 (13)	6 (33)
Turnovers Lost:	3	10	1 (1)	5 (47)
Passing Efficiency:	155.55	119.38	1 (16)	8 (86)
Pass Efficiency Defense	95.51	127.02	3 (6)	10 (60)
Fewest Penalties:	6.71	6.57	9 (81)	7 (76)
Fewest Yards Penalized:	52.6	64.1	6 (65)	11 (100)
Sacks:	1.86	1.57	5 (61)	9 (86)
Tackles for Losses:	7.29	6.36	4 (27)	6 (43)
First Downs:	20.4	18	3 (70)	8 (92)
Red Zone Offense:	34-35	16-19	1 (4)	8 (49)
Red Zone Defense:	13-14	22-26	12 (115)	6 (75)

## The Series: LSU leads 24-20-1

1901:	AU, 28-0	Nov. 20 at Baton Rouge	1997:	AU, 31-28	Sept. 20 at Baton Rouge
1902:	LSU, 5-0	Oct. 27 at Baton Rouge	1998:	LSU, 31-19	Sept. 19 at Auburn
1903:	AU, 12-0	Nov. 11 at Auburn	1999:	AU, 41-7	Sept. 18 at Baton Rouge
1908:	LSU, 10-2	Oct. 31 at Auburn	2000:	AU, 34-17	Sept. 16 at Auburn
1912:	AU, 7-0	Nov. 9 at Mobile	2001:	LSU, 27-14	Dec. 1 at Baton Rouge
1913:	AU, 7-0	Nov. 1 at Mobile	2002:	AU, 31-7	Oct. 26 at Auburn
1924:	AU, 3-0	Oct. 25 at Birmingham	2003:	LSU, 31-7	Oct. 25 at Baton Rouge
1926:	LSU, 10-0	Oct. 16 at Montgomery	2004:	AU, 10-9	Sept. 18 at Auburn
1927:	LSU, 9-0	Oct. 15 at Montgomery	2005:	LSU, 20-17 (OT)	Oct. 22 at Baton Rouge
1934:	LSU, 20-6	Oct. 13 at Baton Rouge	2006:	AU, 7-3	Sept. 16 at Auburn
1935:	LSU, 6-0	Nov. 2 at Baton Rouge	2007:	LSU, 30-24	Oct. 20 at Baton Rouge
1936:	LSU, 19-6	Nov. 14 at Birmingham	2008:	LSU, 26-21	Sept. 20 at Auburn
1937:	LSU, 9-7	Nov. 13 at Baton Rouge	2009:	LSU, 31-10	Oct. 24 at Baton Rouge
1938:	AU, 28-6	Nov. 12 at Birmingham	2010:	AU, 24-17	Oct. 23 at Auburn
1939:	AU, 21-7	Nov. 18 at Baton Rouge			
1940:	LSU, 21-13	Nov. 16 at Birmingham			
1941:	Tie, 7-7	Nov. 15 at Baton Rouge			
1942:	AU, 25-7	Nov. 14 at Birmingham			
1969:	LSU, 21-20	Oct. 25 at Baton Rouge			
1970:	LSU, 17-9	Oct. 24 at Auburn			
1972:	LSU, 35-7	Oct. 14 at Baton Rouge			
1973:	LSU, 20-6	Oct. 13 at Auburn			
1980:	LSU, 21-17	Oct. 11 at Baton Rouge			
1981:	AU, 19-7	Oct. 10 at Auburn			
1988:	LSU, 7-6	Oct. 8 at Baton Rouge			
1989:	AU, 10-6	Oct. 14 at Auburn			
1992:	AU, 30-28	Sept. 19 at Auburn			
1993:	AU, 34-10	Sept. 18 at Baton Rouge			
1994:	AU, 30-26	Sept. 17 at Auburn			
1995:	LSU, 12-6	Sept. 16 at Baton Rouge			
1996:	LSU, 19-15	Sept. 21 at Auburn			

At Baton Rouge: LSU leads, 14-5-1  
At Auburn: AU leads, 10-6  
At Other Sites: AU leads, 5-4

# LSU Tigers Depth Chart

## OFFENSE

<b>X</b>	2	Rueben Randle	6-4	208	Jr.
	82	James Wright	6-2	201	So.
<b>LT</b>	76	Chris Faulk	6-6	325	So.
	75	Greg Shaw	6-5	281	Sr.
	73	Chris Davenport	6-4	320	So.
<b>LG</b>	<b>53</b>	<b>T-Bob Hebert</b>	<b>6-3</b>	<b>304</b>	<b>Sr.</b>
	<b>60</b>	<b>Will Blackwell</b>	<b>6-4</b>	<b>303</b>	<b>Sr.</b>
	78	La'el Collins	6-5	320	Fr.-HS
	79	Matt Branch	6-6	287	Jr.
<b>C</b>	<b>64</b>	<b>P. J. Loneragan</b>	<b>6-4</b>	<b>305</b>	<b>Jr.</b>
	<b>53</b>	<b>T-Bob Hebert</b>	<b>6-3</b>	<b>304</b>	<b>Sr.</b>
	61	Ben Domingue	6-3	272	So.
<b>RG</b>	<b>60</b>	<b>Will Blackwell</b>	<b>6-4</b>	<b>303</b>	<b>Sr.</b>
	74	Josh Williford	6-7	324	So.
<b>RT</b>	<b>72</b>	<b>Alex Hurst</b>	<b>6-6</b>	<b>340</b>	<b>Jr.</b>
	75	Greg Shaw	6-5	281	Sr.
<b>Y</b>	<b>19</b>	<b>Deangelo Peterson</b>	<b>6-4</b>	<b>235</b>	<b>Sr.</b>
	88	Chase Clement	6-5	251	Jr.
	47	Tyler Edwards	6-4	235	Jr.
	83	Mitch Joseph	6-5	268	Sr.
<b>Z</b>	10	Russell Shepard	6-1	185	Jr.
	86	Kadron Boone	6-0	195	So.
<b>3-Wide</b>	33	Odell Beckham, Jr.	5-11	183	Fr.-HS
	80	Jarvis Landry	6-0	190	Fr.-HS
<b>QB</b>	12	Jarrett Lee	6-2	206	Sr.
	9	Jordan Jefferson	6-5	225	Sr.
	8	Zach Mettenberger	6-5	222	So.-Trf.
<b>RB</b>	11	Spencer Ware	5-11	223	So.
	42	Michael Ford	5-10	215	So.
	4	Alfred Blue	6-2	215	So.
<b>FB</b>	<b>35</b>	<b>James Stampley</b>	<b>5-10</b>	<b>239</b>	<b>Sr.</b>
	44	J.C. Copeland	6-1	280	So.
	-or- 27	Kenny Hilliard	5-11	240	Fr.-HS

## SPECIAL TEAMS

<b>PK</b>	30	Drew Alleman	5-11	183	Jr.
	30	James Hairston	6-0	200	Fr.-HS
<b>KO</b>	30	James Hairston	6-0	200	Fr.-HS
	30	Drew Alleman	5-11	182	Jr.
	38	D.J. Howard	6-2	191	Sr.
<b>PR</b>	7	Tyrann Mathieu	5-9	175	So.
	2	Rueben Randle	6-4	208	Jr.
	13	Ron Brooks	6-0	177	Sr.
<b>HOLD</b>	48	Seth Fruge	5-11	220	So.-1L
	-or- 38	Brad Wing	6-3	184	Fr.-RS
	12	Jarrett Lee	6-2	206	Sr.

## DEFENSE

<b>LE</b>	<b>94</b>	<b>Kendrick Adams</b>	<b>6-5</b>	<b>255</b>	<b>Sr.</b>
	49	Barkevious Mingo	6-5	240	So.
	87	Chancey Aghayere	6-4	279	Jr.
<b>LT</b>	90	Michael Brockers	6-6	306	So.
	77	Josh Downs	6-1	287	Jr.
	97	Dennis Johnson	6-2	285	Sr.
<b>RT</b>	93	Bennie Logan	6-3	287	So.
	56	Anthony Johnson	6-3	294	Fr.-HS
	9	Ego Ferguson	6-3	283	Fr.-RS
<b>RE</b>	<b>99</b>	<b>Sam Montgomery</b>	<b>6-4</b>	<b>245</b>	<b>So.</b>
	-or- 89	Lavar Edwards	6-5	264	Jr.
	59	Jermauria Rasco	6-3	225	Fr.-HS
<b>Sam</b>	<b>23</b>	<b>Stefoin Francois</b>	<b>6-1</b>	<b>223</b>	<b>Sr.</b>
	58	Tahj Jones	6-2	205	So.
<b>Mike</b>	46	Kevin Minter	6-2	242	So.
	37	Karnell Hatcher	6-2	223	Sr.
	31	D.J. Welter	6-0	226	Fr.-RS
<b>Will</b>	<b>22</b>	<b>Ryan Baker</b>	<b>6-0</b>	<b>236</b>	<b>Sr.</b>
	57	Lamin Barrow	6-2	229	So.
	52	Luke Muncie	6-3	220	So.
<b>LCB</b>	<b>17</b>	<b>Morris Claiborne</b>	<b>6-0</b>	<b>185</b>	<b>Jr.</b>
	13	Ron Brooks	6-0	177	Sr.
<b>SS</b>	<b>18</b>	<b>Brandon Taylor</b>	<b>6-0</b>	<b>194</b>	<b>Sr.</b>
	6	Craig Loston	6-2	208	So.
<b>FS</b>	<b>1</b>	<b>Eric Reid</b>	<b>6-2</b>	<b>208</b>	<b>So.</b>
	36	Derrick Bryant	5-11	195	Sr.
<b>RCB</b>	<b>7</b>	<b>Tyrann Mathieu</b>	<b>5-9</b>	<b>175</b>	<b>So.</b>
	24	Tharold Simon	6-3	187	So.
<b>Nickel</b>	<b>7</b>	<b>Tyrann Mathieu</b>	<b>5-9</b>	<b>175</b>	<b>So.</b>
<b>Dime</b>	13	Ron Brooks	6-0	177	Sr.

## PRONUNCIATIONS

Players		
87	Chancey Aghayere	DE
	Ah-gah-yair-ee	
38	Drew Alleman	P/K
	Al-uh-maw	
57	Lamin Barrow	LB
	luh-Meen	
86	Kadron Boone	WR
	Kay-drun	
88	Chase Clement	TE
	Clay-maw	
50	Joey Crappell	SNP
	cruh-Pell	
68	Josh Dworaczyk	RG
	Duh-ross-ic	
23	Stefoin Francois	LB
	Stef-ahn Fran-swah	
53	T-Bob Hebert	C
	Ay-bear	
58	Tahj Jones	LB
	Tahzh	
7	Tyrann Mathieu	CB
	Ty-run Matthew	
49	Barkevious Mingo	LB
	Bar-kee-vee-us	
24	Tharold Simon	CB
	Sigh-munn	
Coaches		
	Steve Kragthorpe	OC
	Krag-thorpe	
	Greg Studrawa	OL
	Stu-draw-uh	

## CAREER STARTS/GAME-BY-GAME STARTERS

**QB**

Jefferson	27
Lee	16

**FB**

Stampley	14
----------	----

**TB**

Ware	6
Ford	3
Blue	1
Shepard	1

**WR**

Randle	19
Landry	1

**TE**

Joseph	9
Clement	8
D. Peterson	7

**RT**

Hurst	17
Faulk	2
Shaw	1

**RG**

Hebert	7
Williford	7
Blackwell	6

**C**

Loneragan	21
Hebert	12

**LG**

Hebert	4
Blackwell	2
Williford	1

**LT**

Faulk	6
Shaw	1

**WR**

Shepard	9
Beckham, Jr.	5
Boone	2

**LCB**

Claiborne	13
Mathieu	5
Brooks	1
Simon	1

**LE**

Adams	17
Aghayere	3
Edwards	2

**LT**

Brockers	7
----------	---

**RT**

Logan	7
Brockers	1

**RE**

Montgomery	12
Edwards	6
Aghayere	2
Mingo	1

**RCB**

Claiborne	6
Simon	2

**Sam**

Francois	16
Jones	1

**Mike**

Minter	7
--------	---

**Will**

Baker	18
Barrow	2

**Nickel**

Mathieu	3
---------	---

**SS**

Taylor	26
Reid	3
Hatcher	1
Loston	1

**FS**

Hatcher	11
Reid	7
Loston	1

**Dime**

--	--

## OFFENSIVE GAME-BY-GAME STARTERS

Game	X	Z	LT	LG	C	RG	RT	TE	FB	TB	QB
vs. Oregon	Randle	Boone	Faulk	Hebert	Loneragan	Blackwell	Hurst	Joseph	Stamper	Ware	Lee
Northwestern State	Randle	Beckham, Jr.	Faulk	Hebert	Loneragan	Blackwell	Hurst	Joseph	Stamper	Ford	Lee
at Miss. State	Randle	Beckham, Jr.	Faulk	Hebert	Loneragan	Blackwell	Hurst	Joseph	Stamper	Ware	Lee
at West Virginia	Randle	Beckham, Jr.	Shaw	Hebert	Loneragan	Blackwell	Hurst	Shepard (3WR)	Stamper	Ware	Lee
Kentucky	Landry	Boone	Faulk	Williford	Loneragan	Blackwell	Hurst	Joseph	Stamper	Ware	Lee
Florida	Randle	Beckham, Jr.	Faulk	Blackwell	Loneragan	Williford	Hurst	Peterson	Stamper	Ware	Lee
at Tennessee	Randle	Beckham, Jr.	Faulk	Blackwell	Hebert	Williford	Hurst	Peterson	Stamper	Ware	Lee

Auburn
at Alabama
Western Kentucky
at Ole Miss
Arkansas
SEC CG

## OFFENSIVE GAME-BY-GAME STARTERS

Game	LE	LT	RT	RE	WILL	MIKE	SAM	LCB	RCB	SS	FS
vs. Oregon	Adams	Brockers	Logan	Montgomery	Baker	Minter	Mathieu (nickel)	Claiborne	Simon	Taylor	Reid
Northwestern State	Adams	Brockers	Logan	Montgomery	Barrow	Minter	Francois	Mathieu	Claiborne	Taylor	Reid
at Miss. State	Adams	Brockers	Logan	Montgomery	Baker	Minter	Mathieu (nickel)	Simon	Claiborne	Taylor	Reid
at West Virginia	Adams	Brockers	Logan	Montgomery	Baker	Minter	Mathieu (nickel)	Brooks	Claiborne	Taylor	Reid
Kentucky	Adams	Brockers	Logan	Montgomery	Baker	Minter	Francois	Mathieu	Claiborne	Taylor	Reid
Florida	Adams	Brockers	Logan	Montgomery	Baker	Minter	Francois	Mathieu	Claiborne	Taylor	Reid
at Tennessee	Adams	Brockers	Logan	Montgomery	Baker	Minter	Jones	Mathieu	Claiborne	Taylor	Reid

Auburn
at Alabama
Western Kentucky
at Ole Miss
Arkansas
SEC CG



94

**Kendrick Adams**

**Defensive End**  
**6-5 • 255 • Sr. • 1L**  
**Enterprise, Ala.**  
**Copiah-Lincoln (Miss.) C.C.**

**SENIOR SEASON (2011)**

Recorded one TFL and three solo tackles at Tennessee ... Played well in a victory at Mississippi State with a seven-yard sack, 1.5 TFLs, one PBU and three tackles ... Credited with half a tackle for a loss against Northwestern State ... One of eight Tigers on defense to pick up at least a half tackle for loss as he finished with two total tackles including 0.5 TFLs against Oregon ... Continues his role as starting left defensive end after stepping in as the starter last season ... played in 12 games and made 11 starts at left defensive end in his first season at LSU.

**CAREER HIGHS**

Total tackles: 5 vs. McNeese State, 2010  
 Tackles for loss: 1.5, twice (Last: at Mississippi State, 2011)  
 Sacks: 1.5 at Arkansas, 2010

**ADAMS' CAREER DEFENSIVE STATS**

YEAR	G-GS	UT	AT	TT	TFL	SACKS	PBU	QBH	INT	FF	FR
2010	12-11	15	12	27	2.5-8	1.5-7	1	2	0	1	0
2011	7-7	6	8	14	3.5-15	1.5-7	1	1	0	0	0
<b>Totals</b>	<b>19-18</b>	<b>21</b>	<b>20</b>	<b>41</b>	<b>6.0-23</b>	<b>3.0-14</b>	<b>2</b>	<b>3</b>	<b>0</b>	<b>1</b>	<b>0</b>



30

**Drew Alleman**

**Placekicker/Punter**  
**5-11 • 183 • Jr. • SQ**  
**Lafayette, La. (Acadiana)**

• Lou Groza Stars of the Week vs. Miss. State (9/19/11)

**JUNIOR SEASON (2011)**

Tied for third in the SEC in field goals at 1.29 a game and tied for second in FG percentage at 81.8 ... Is 9-11 on field goals this season with a long of 44 and is 32-33 on point after touchdowns ... Made his only field goal attempt at Tennessee with an 18-yarder and nailed all five of his PATs ... Finished 2-for-2 on field goals against Florida, hitting from 35 yards in the second quarter and 23 in the third ... Did not attempt a field goal against Kentucky but nailed all five of his PATs ... Missed his only field goal attempt at West Virginia, a 30-yarder early in the third quarter ... Named one of three Lou Groza Stars of the Week nationally after an outstanding game against Mississippi State as he finished a perfect 4-for-4 on field goals (21, 42, 41, 29) and was 1-for-1 on PATs ... The four field goals at MSU tied him for second for most field goals in a game in school history and is currently tied with Florida's Caleb Sturgis as the most made FGs in a game this season by an SEC kicker ... Hit all seven of his PATs against Northwestern State but missed a 50-yard field goal attempt ... Was 2-for-2 on field goals in the opener against Oregon, draining a 44-yard FG early in the first quarter followed by a 32-yarder early in the fourth ... Was 4-of-5 on PATs versus Oregon, missing his first career attempt ... LSU's starting placekicker who takes over the position after the departure of All-America Josh Jasper ... Appeared in three career games entering 2011: Tulane (2009), McNeese State (2010) and UL-Monroe (2010).

**CAREER HIGHS**

Field Goals Attempted: 4 at Mississippi State, 2011  
 Field Goals Made: 4 at Mississippi State, 2011  
 Long FG: 44 vs. Oregon, 2011  
 Kickoffs: 8 vs. Oregon, 2011  
 Kickoff Yards: 481 vs. Oregon, 2011  
 Kickoff Avg.: 65.0 vs. McNeese State, 2010  
 Punts: 2 vs. Tulane, 2009  
 Punting Yards: 51 vs. Tulane, 2009  
 Punting Avg.: 25.5 vs. Tulane, 2009

**ALLEMAN'S CAREER FIELD GOAL TOTALS**


YEAR	FGM-FGA	1-19	20-29	30-39	40-49	50-99	LG	PAT	POINTS
2011	9-11	1-1	3-3	2-3	3-3	0-1	44	32-33	59
<b>Totals</b>	<b>9-11</b>	<b>1-1</b>	<b>3-3</b>	<b>2-3</b>	<b>3-3</b>	<b>0-1</b>	<b>44</b>	<b>32-33</b>	<b>59</b>

**ALLEMAN'S CAREER KICKOFF STATS**

YEAR	G-GS	NO.	YDS.	AVG.	TB	OB
2009	1-0	0	0	0	0	0
2010	2-0	7	444	63.4	0	0
2011	7-0	13	725	55.8	0	0
<b>Totals</b>	<b>10-0</b>	<b>20</b>	<b>1,169</b>	<b>58.45</b>	<b>0</b>	<b>0</b>

**ALLEMAN'S CAREER PUNTING TOTALS**

YEAR	NO.	YDS.	AVG.	LG	I20	TB
2009	2	51	25.5	33	1	0
2010	0	0	0	0	0	0
2011	0	0	0	0	0	0
<b>Totals</b>	<b>2</b>	<b>51</b>	<b>25.5</b>	<b>33</b>	<b>1</b>	<b>0</b>



22

**Ryan Baker**

**Linebacker**  
**6-0 • 236 • Sr. • 3L**  
**Grand Ridge, Fla. (Blountstown)**

• 2011 Bednarik Award Watch List

Hard-hitting senior who has taken over for the departed Kelvin Sheppard as the leader of the LSU defense in 2011 ... Tough player who played the first month of the 2010 season with his mouth wired shut due to broken jaw ... The leading returning tackler for LSU in 2011 ... Has played in 43 games with 18 starts ... Career stats: 147 tackles, 13.5 tackles for loss, 8.5 sacks, 2 pass breakups and 1 forced fumble.

**SENIOR SEASON (2011)**


Set a season high for the second straight week with six tackles and a QB hurry against Kentucky ... Tallied five stops at West Virginia ... Returned to action and picked up three tackles, 1.5 TFLs and a half sack at Mississippi State ... Forced to sit out the game against Northwestern State for violation of team rules ... Managed four tackles against Oregon in the season opener.

**CAREER HIGHS**

Tackles: 12 at Auburn, 2010  
 Tackles for loss: 3 at Vanderbilt, 2010  
 Sacks: 2 vs. McNeese State, 2010

**BAKER'S CAREER DEFENSIVE STATS**

YEAR	G-GS	UT	AT	TT	TFL	SACKS	PBU	QBH	INT	FF	FR
2008	13-0	7	9	16	0	0	0	0	0	0	0
2009	12-0	7	10	17	1.0-8	1.0-8	1	0	0	0	0
2010	12-12	37	50	87	11.0-83	7.0-60	1	1	0	1	0
2011	6-6	10	17	27	1.5-7	0.5-5	0	1	0	0	0
<b>Totals</b>	<b>43-18</b>	<b>61</b>	<b>86</b>	<b>147</b>	<b>13.5-98</b>	<b>8.5-73</b>	<b>2</b>	<b>2</b>	<b>0</b>	<b>1</b>	<b>0</b>



57

**Lamin Barrow**

**Linebacker**  
**6-2 • 229 • So. • 1L**  
**Marrero, La. (John Ehret)**

**SOPHOMORE SEASON (2011)**

Played in 18 games with two starts in his career ... Earned his first career tackle for a loss at Mississippi State ... Started at Will linebacker in place of Ryan Baker against Northwestern State and made three tackles.

**CAREER HIGHS**

Total tackles: 6 vs. ULM, 2010  
 Tackles for loss: 1.0 at Mississippi State, 2011

**BARROW'S CAREER DEFENSIVE STATS**

YEAR	G-GS	UT	AT	TT	TFL	SACKS	PBU	QBH	INT	FF	FR
2010	12-1	8	10	18	0.5-0	0	0	0	0	0	1-0
2011	6-1	3	6	9	1.0-5	0	0	0	0	0	0
<b>Totals</b>	<b>18-2</b>	<b>11</b>	<b>16</b>	<b>27</b>	<b>1.5-5</b>	<b>0</b>	<b>0</b>	<b>0</b>	<b>0</b>	<b>0</b>	<b>1-0</b>





33

**Odell Beckham, Jr.****Wide Receiver****5-11 • 183 • Fr. • HS****New Orleans, La. (Isidore Newman School)**• **2011 SEC Freshman of the Week (vs. Miss. State)****TRUE FRESHMAN SEASON (2011)**

Ranks second on the team in receptions with 24 and receiving yards with 292 ... Turned in one of the most electrifying plays of the season with a 51-yard TD reception that saw him break tackles and weave his way across the field to the endzone at Kentucky ... Became the first Tiger since Bennie Brazell in 2005 to have back-to-back games with 50-plus yard receiving TDs ... Finished with three catches for 75 yards and one TD against Kentucky ... Caught his first career receiving touchdown on a 52-yard catch and run at West Virginia and finished the game with two receptions for 82 yards ... Named the SEC Freshman of the Week after he hauled in eight receptions for 61 yards at Mississippi State and became the first LSU freshman wide receiver to record at least eight catches in a game since Michael Clayton had eight against Illinois in the Sugar Bowl on Jan. 1, 2002 ... Tied for the team lead in catches with five for 40 yards against Northwestern State in his first career start ... Made his LSU debut against Oregon and caught two passes for 10 yards ... A talented athlete who immediately impressed the coaches at wide receiver during the fall and will play extensively this season ... Joined Cooper Manning as the only players in Newman High School history to break the 1,000-yard receiving mark in a season ... Hauled in 50 catches for 1,010 yards and 19 touchdown receptions as a senior at Newman.

**CAREER HIGHS**

Receptions: 8 at Mississippi State, 2011


Yards: 82 at West Virginia, 2011

Long: 52 at West Virginia, 2011

Touchdowns: 1, twice (Last: vs. Kentucky, 2011)

**BECKHAM, JR.'S CAREER RECEIVING STATS**

YEAR	G-GS	REC.	YDS.	TD	LG
2011	7-4	24	292	2	52
<b>Totals</b>	<b>7-4</b>	<b>24</b>	<b>292</b>	<b>2</b>	<b>52</b>



60

**Will Blackwell****Offensive Guard****6-4 • 290 • Sr. • 3L****West Monroe, La. (West Monroe)**• **2011 SEC Offensive Lineman of the Week (vs. Florida)****SENIOR SEASON (2011)**

Has started nine games in his career, including four at right guard and three at left guard in 2011 ... 2011 Stats: 434 snaps played (leads team), 53 knockdowns (leads team) ... Played all 69 snaps and posted eight knockdown blocks at Tennessee ... Named the SEC Offensive Lineman of the Week after he played all 63 snaps at left guard, led the team with 10 knockdowns and paced the offense to 238 rushing yards against Florida ... Took over for an injured T-Bob Hebert and started at left guard against Kentucky, finishing with seven knockdowns on 66 snaps ... Outmuscled the West Virginia defensive line as he shattered his career high with 14 knockdowns, playing 52 snaps at right guard and 21 at left guard ... Tallied 3.5 knockdowns in 44 plays at Mississippi State ... Started at right guard against Northwestern State and played 47 snaps with 7.5 knockdowns ... Opened the season as the starter at right guard and played every snap against Oregon with three knockdowns in his credit ... Versatile offensive lineman who is the starter at right guard ... Went down to a major leg injury in the 2010 season-opener against North Carolina and missed nine games before returning late in the year ... Completed in 86 total plays with 10 knockdowns in four games in 2010.



4

**Alfred Blue****Running Back****6-2 • 215 • So. • 1L****Boutte, La. (Hahnville)****SOPHOMORE SEASON (2011)**

Set a career high for the second straight week with 73 yards and a touchdown on 14 carries against Florida ... Led the team with 16 carries for 72 yards and a touchdown versus Kentucky ... Came in late at West Virginia and carried it twice for 21 yards, including an 18-yard TD run ... Did not carry the ball at Mississippi State but made two solo tackles on kickoffs ... Carried the ball a career-high 15 times for 53 yards and a touchdown against Northwestern State ... An exception tackler on special teams ... Expected to be the No. 3 running back behind Spencer Ware and Michael Ford throughout the season and will see snaps in the backfield ... A big back with surprising quickness and speed in the open field.

**CAREER HIGHS**

Attempts: 16 vs. Kentucky, 2011

Yards: 73 vs. Florida, 2011

Touchdowns: 1, five times (Last: vs. Florida, 2011)

Long: 20 vs. Florida, 2011

**BLUE'S CAREER RUSHING STATS**

YEAR	G-GS	ATT.	YDS.	TD	LG
2010	11-1	20	101	1	16
2011	7-0	52	235	4	20
<b>Totals</b>	<b>18-1</b>	<b>72</b>	<b>336</b>	<b>5</b>	<b>20</b>



86

**Kadron Boone****Wide Receiver****6-0 • 195 • So. • 1L****Ocala, Fla.****(Trinity Catholic)****SOPHOMORE SEASON (2011)**

Hauled in his first career touchdown on a 19-yard strike from Zach

Mettenberger and finished with two catches for 28 yards versus Northwestern State ... Made his first career start against Oregon but did not record a reception ... Expected to see extensive playing time after finishing his freshman season with four receptions for 62 yards.

**CAREER HIGHS**

Receptions: 2, twice (Last: vs. Northwestern State, 2011)

Yards: 40 at Arkansas, 2010

Touchdowns: 1 vs. Northwestern State, 2011

Long: 24 at Arkansas, 2010

**BOONE'S CAREER RECEIVING STATS**

YEAR	G-GS	REC.	YDS.	TD	LG
2010	13-0	4	52	0	24
2011	7-4	5	60	1	21
<b>Totals</b>	<b>20-4</b>	<b>9</b>	<b>112</b>	<b>1</b>	<b>24</b>



90

**Michael Brockers****Defensive Tackle****6-6 • 306 • So. • 1L****Houston, Texas (Chavez)****SOPHOMORE SEASON (2011)**

Tallied three tackles, one TFL and a QB hurry against Florida ... Paced the defense at Mississippi State with four solo tackles, a career-high 3.0 tackles

for a loss and his first career sack ... Recorded his first career interception on a stellar diving play against Northwestern State and also added two tackles and half a TFL ... Made his second career start against Oregon and stuffed the middle, tying his career high with five tackles which he had against ULM in 2010.

**CAREER HIGHS**

Total tackles: 5, twice (Last: vs. Oregon, 2011)

Tackles for loss: 3.0 at Mississippi State, 2011

Sacks: 1.0 at Mississippi State, 2011

Interceptions: 1 vs. Northwestern State, 2011

**BROCKERS' CAREER DEFENSIVE STATS**

YEAR	G-GS	UT	AT	TT	TFL	SACKS	PBU	QBH	INT	FF	FR
2010	13-1	8	17	25	1.0-4	0	0	1	0	1	0
2011	7-7	9	14	23	4.5-11	1.0-4	0	2	1-0	0	0
<b>Totals</b>	<b>20-8</b>	<b>17</b>	<b>31</b>	<b>48</b>	<b>5.5-15</b>	<b>1.0-4</b>	<b>0</b>	<b>3</b>	<b>1-0</b>	<b>1</b>	<b>0</b>



13

## Ron Brooks

Cornerback  
6-0 • 177 • Sr. • 3L  
Irving, Texas (MacArthur)

### SENIOR SEASON (2011)

Set a career high with three pass breakups versus Kentucky and also added three tackles, a half sack and one TFL ... Started his first career game at West

Virginia ... Made three solo tackles against Oregon and recovered a fumble forced by Craig Loston on a kickoff ... Will play extensively in the Tigers dime package and will also return kickoffs again ... Serves as a gunner on punt coverage again after downing several punts inside the 20 last year.

### CAREER HIGHS

Total tackles: 5, three times (Last: vs. Texas A&M, 2010)

Tackles for loss: 2 vs. Ole Miss, 2010

Sacks: 1, twice (Last: vs. Ole Miss, 2010)


Interceptions: 1 vs. ULM, 2010

### BROOKS' CAREER DEFENSIVE STATS

YEAR	G-GS	UT	AT	TT	TFL	SACKS	PBU	QBH	INT	FF	FR
2008	13-0	9	9	18	0	0	0	1	0	2	1-0
2009	13-0	3	6	9	0	0	1	0	0	0	0
2010	13-0	18	15	33	6.0-24	2.0-16	3	1	1-32	1	0
2011	7-1	7	3	10	1.0-3	0.5-2	3	1	0	0	1-0
<b>Totals</b>	<b>46-1</b>	<b>37</b>	<b>33</b>	<b>70</b>	<b>7.0-27</b>	<b>2.5-18</b>	<b>7</b>	<b>3</b>	<b>1-32</b>	<b>3</b>	<b>2-0</b>

### BROOKS' CAREER KICKOFF RETURN STATS

YEAR	NO.	YDS.	AVG.	TD	LG
2009	13	252	19.4	0	41
2010	7	162	23.1	0	50
2011	1	16	16.0	0	16
<b>Totals</b>	<b>21</b>	<b>430</b>	<b>20.5</b>	<b>0</b>	<b>50</b>



17

## Morris Claiborne

Cornerback  
6-0 • 185 • Jr. • 2L  
Shreveport, La. (Fair Park)

- 2011 Walter Camp National Defensive Player of the Week (vs. Miss. State)
- 2011 Bednarik Award Watch List

- 2011 Thorpe Award Watch List
- 2011 Nagurski Award Watch List
- 2010 Second-Team All-SEC (AP, Coaches)

One of the nation's elite cornerbacks who was listed as a pre-season All-America candidate by several publications ... Called by many as the best cornerback in the SEC going into 2011 ... Tremendous speed with shutdown skills and size ... Teamed with Patrick Peterson as a sophomore to form one of the nation's best corner tandems and arguably the best tandem in school history ... Coming off a 2010 season where he was a second-team All-SEC selection ... One of three LSU players on the watch list for the 2011 Bednarik Award, which goes to the nation's top defensive player ... Also selected to the Thorpe Award watch list as well as the Nagurski Award watch list ... Has started 19 games in his career at cornerback ... Handles kickoff return duties for the Tigers ... In 26 career games, he has notched 70 tackles, 10 pass breakups and eight interceptions.

### JUNIOR SEASON (2011)

Ranks second in the SEC and 10th nationally in kickoff return average at 29.5 yards a return ... Recorded the third-longest INT return in school history and the longest non-scoring return with an 89-yard INT return at Tennessee, and he also added two PBUs and two tackles ... His 89 interception return yards at Tennessee tie him for fifth place in LSU single-game INT return yards ... Returned a kickoff 99 yards for a touchdown at West Virginia and added four tackles and one PBU on defense ... Became the first Tiger to return a kickoff at least 99 yards since Eric Martin had a 100-yard return against Kentucky in 1981 ... Named the Walter Camp National Defensive Player of the Week after he locked down half the field at Mississippi State with two interceptions, one pass breakup and a tackle ... Became the first LSU player to record two INTs in a game since he and Patrick Peterson both did it last year against MSU ... Led the team with his second-straight game of six tackles against Northwestern State and also tallied a tackle for loss and a QB hurry ... Recorded six tackles - five solo - in the opener against Oregon and also made his debut as a kickoff returner where he returned four kicks for 99 yards and a long of 39.

### CAREER HIGHS

Total tackles: 8 vs. Ole Miss, 2010

Interceptions: 2, twice (Last: at Mississippi State, 2011)


PBUs: 3 vs. McNeese State, 2010

### CLAIBORNE'S CAREER KICKOFF RETURN STATS

YEAR	NO.	YDS.	AVG.	TD	LG
2011	13	383	29.5	1	99
<b>Totals</b>	<b>13</b>	<b>383</b>	<b>29.5</b>	<b>1</b>	<b>99</b>

### CLAIBORNE'S CAREER DEFENSIVE STATS

YEAR	G-GS	UT	AT	TT	TFL	SACKS	PBU	QBH	INT	FF	FR
2009	7-0	3	4	7	0	0	0	0	0	0	0
2010	12-12	19	18	37	1.0-4	0	6	1	5-101	0	1
2011	7-7	16	10	26	1.0-1	0	4	1	3-95	0	0
<b>Totals</b>	<b>26-19</b>	<b>38</b>	<b>32</b>	<b>70</b>	<b>2.0-5</b>	<b>0</b>	<b>10</b>	<b>2</b>	<b>8-196</b>	<b>0</b>	<b>1</b>



88

## Chase Clement

Tight End  
6-5 • 251 • Jr. • 2L  
Thibodaux, La. (E.D. White)

### JUNIOR SEASON (2011)

Made his first catch of the season for his first career touchdown on a 1-yard reception at West Virginia ... Worked his way up the depth chart at tight end and will see snaps all season long after starting eight games last season when Mitch Joseph was injured.

### CAREER HIGHS

Receptions: 1, three times (last: at West Virginia, 2011)

Yards: 21, twice (last: vs. Ole Miss, 2010)

Touchdowns: 1 at West Virginia, 2011

Long: 21, twice (last vs. Ole Miss, 2010)

### CLEMENT'S CAREER RECEIVING STATS

YEAR	G-GS	REC.	YDS.	TD	LG
2009	13-0	0	0	0	0
2010	13-8	2	42	0	21
2011	7-0	1	1	1	1
<b>Totals</b>	<b>33-8</b>	<b>3</b>	<b>43</b>	<b>1</b>	<b>21</b>



78

## La'el Collins

Offensive Tackle  
6-5 • 285 • Fr. • HS  
Baton Rouge, La. (Redemptorist)

### TRUE FRESHMAN SEASON (2011)

Competed in three plays versus Kentucky and did not record a knockdown ... Saw his first action as a Tiger against Northwestern State and posted three knockdowns on 21 snaps ... Did not see any playing time against Oregon ... Recruited as a left tackle, he has worked extensively at left guard in practice to add depth after Josh Dworaczky suffered a season-ending injury ... One of the premiere offensive tackles in the nation out of high school ... Has been called by many the best offensive lineman to ever come out of Louisiana ... Named a 2011 first team Parade All-America on offense.



77

## Josh Downs

Defensive Tackle  
6-1 • 287 • Jr. • 2L  
Bastrop, La. (Bastrop)

### JUNIOR SEASON (2011)

Made his first career start at Mississippi State but did not record any stats ... One of LSU's most experienced interior defensive linemen having played in 26 games ... Expected to see significant action at defensive tackle throughout the season.

### CAREER HIGHS

Total tackles: 4 vs. Auburn, 2009

Tackles for loss: 1, four times (Last: at Vanderbilt, 2010)

Sacks: 1 vs. North Carolina, 2010

### DOWNS' CAREER DEFENSIVE STATS

YEAR	G-GS	UT	AT	TT	TFL	SACKS	PBU	QBH	INT	FF	FR
2009	11-0	2	7	9	3.5-8	0	0	0	0	0	0
2010	12-0	2	8	10	2.0-12	1.0-9	0	0	0	0	0
2011	7-1	1	4	5	0.5-1	0	0	0	0	0	0
<b>Totals</b>	<b>30-1</b>	<b>5</b>	<b>19</b>	<b>24</b>	<b>6.0-21</b>	<b>1.0-9</b>	<b>0</b>	<b>0</b>	<b>0</b>	<b>0</b>	<b>0</b>



89

**Lavar Edwards****Defensive End****6-5 • 264 • Jr. • 2L****Gretna, La. (Desire Street Academy)****JUNIOR SEASON (2011)**

Credited with half a tackle for a loss and one QB hurry against Florida ...

Picked up a half tackle for a loss and broke up one pass against Kentucky ...

Did not record any tackles but recovered a fumble at West Virginia ... Earned two tackles, including one TFL at Mississippi State ... Picked up a PBU versus Northwestern State ... Spelled Sam Montgomery at defensive end against Oregon and made four tackles, including a half tackle for a loss ... Will rotate at right defensive end behind Sam Montgomery all season.

**CAREER HIGHS**

Total tackles: 5 vs. Florida, 2009

Tackles for loss: 2 vs. Louisiana Tech, 2009

Sacks: 1, four times (Last: at Arkansas, 2010)

Interceptions: 1 vs. Ole Miss, 2010

**EDWARDS' CAREER DEFENSIVE STATS**

YEAR	G-GS	UT	AT	TT	TFL	SACKS	PBU	QBH	INT	FF	FR
2009	12-1	9	14	23	4.5-21	2.5-16	2	1	0	1	0
2010	13-7	9	12	21	4.0-23	2.5-18	1	0	1-17	1	1-29
2011	7-0	5	6	11	2.5-7	0	2	1	0	0	1-0
<b>Totals</b>	<b>32-8</b>	<b>23</b>	<b>32</b>	<b>55</b>	<b>11.0-51</b>	<b>5.0-34</b>	<b>5</b>	<b>2</b>	<b>1-17</b>	<b>2</b>	<b>2-29</b>




76

**Chris Faulk****Offensive Tackle****6-6 • 325 • So. • 1L****Slidell, La. (Northshore)**

• 2011 SEC Offensive Lineman of the Week (at Tennessee)

**SOPHOMORE SEASON (2011)**

Has started eight games in his career, including six at left tackle this season ... 2011 Stats: 385 snaps, 38.5 knockdowns ... Named the SEC Offensive Lineman of the Week after he led the team with a career-high 12.5 knockdowns in 69 plays at Tennessee and helped the offense produce 237 rushing yards against the Vols ... Played all 63 snaps against Florida and earned six knockdowns ... Posted one knockdown in 66 snaps against Kentucky ... Returned to action at West Virginia and produced eight knockdowns in 45 snaps at left tackle ... Sidelined with an ankle injury after seven plays at Mississippi State ... Played a team-high 63 snaps against Northwestern State and finished with five knockdowns ... Started for the first time at left tackle for the Tigers against Oregon and played every snap with six knockdowns ... Moved from right tackle to left tackle during the spring and won the starting job to replace Joseph Barksdale ... Started twice at right tackle in 2010.



9

**Ego Ferguson****Defensive Tackle****6-3 • 283 • Fr. • RS****Frederick, Md. (Hargrave (Va.) Military Academy)****REDSHIRT FRESHMAN SEASON (2011)**

Has played in six games with no starts ... Set a career high with four tackles against Florida ... Recorded three tackles including half a TFL versus Kentucky

... Saw extensive playing time at West Virginia and recorded two solo tackles and one pass breakup.

**CAREER HIGHS**

Total tackles: 4 vs. Florida, 2011

Tackles for loss: 0.5 vs. Kentucky, 2011

Sacks: 0

**FERGUSON'S CAREER DEFENSIVE STATS**

YEAR	G-GS	UT	AT	TT	TFL	SACKS	INT	PBU	QBH	FF	FR
2011	6-0	3	8	11	0.5-0	0	0	1	0	0	0
<b>Totals</b>	<b>6-0</b>	<b>3</b>	<b>8</b>	<b>11</b>	<b>0.5-0</b>	<b>0</b>	<b>0</b>	<b>1</b>	<b>0</b>	<b>0</b>	<b>0</b>



42

**Michael Ford****Running Back****5-10 • 215 • So. • 1L****Leesville, La. (Leesville)****SOPHOMORE SEASON (2011)**

Ranks eighth in the SEC in scoring at 5.1 points per game ... Became the first LSU player with six TDs through four games since Charles Scott in 2008 ...

Picked up 22 yards on nine rushes against Kentucky ... Recorded his third multi-touchdown game of the season as he rushed for 82 yards and two TDs at West Virginia ... Churned out 50 yards on 13 carries at Mississippi State ... Led all rushers against Northwestern State with 72 yards and two TDs on 13 carries ... Rolled to a career night against Oregon with career highs in rushing yards (96) and carries (14), and he tied his career best with two rushing touchdowns, matching the two he scored against McNeese State last season ... Is the backup at running back behind Spencer Ware and will receive several carries each game ... Received recognition in Bruce Feldman's ESPN.com "Top Workout Warriors" in June 2010 and once again in the summer of 2011.

**CAREER HIGHS**

Attempts: 14 vs. Oregon, 2011

Yards: 96 vs. Oregon, 2011

Touchdowns: 2, four times (Last: at West Virginia, 2011)

Long: 36 vs. McNeese State, 2010

**FORD'S CAREER RUSHING STATS**

YEAR	G-GS	ATT.	YDS.	TD	LG
2010	10-2	45	244	3	36 (TD)
2011	7-1	67	359	6	26
<b>Totals</b>	<b>17-3</b>	<b>112</b>	<b>603</b>	<b>9</b>	<b>36</b>

**FORD'S CAREER RECEIVING STATS**

YEAR	G-GS	REC.	YDS.	TD	LG
2010	10-2	2	30	1	27
2011	7-1	3	7	0	6
<b>Totals</b>	<b>17-3</b>	<b>5</b>	<b>37</b>	<b>1</b>	<b>27</b>



23

**Stefoin Francois****Linebacker****6-1 • 223 • Sr. • 2L****Reserve, La. (East St. John)****SENIOR SEASON (2011)**

Earned a half TFL against Florida ... Credited with two tackles, including half a TFL against Northwestern State ... Did not record a stat in the opener against

Oregon ... Will start at Sam linebacker in the Tigers base defense ... Made the transition from safety to linebacker prior to the 2010 season and made an immediate impact by starting all 13 games at Sam linebacker.

**CAREER HIGHS**

Total tackles: 9 vs. Mississippi State, 2010

Tackles for loss: 1.5 vs. Louisiana-Monroe, 2010

Sacks: 1.0 vs. Louisiana-Monroe, 2010

**FRANCOIS' CAREER DEFENSIVE STATS**

YEAR	G-GS	UT	AT	TT	TFL	SACKS	INT	PBU	QBH	FF	FR
2008	5-0	0	2	2	0	0	0	0	0	0	0
2009	11-0	3	5	8	0	0	0	0	0	1	0
2010	13-13	14	23	37	2.0-14	1.0-10	0	2	1	0	0
2011	7-5	1	4	5	1.0-2	0	0	0	0	0	0
<b>Totals</b>	<b>36-18</b>	<b>18</b>	<b>34</b>	<b>52</b>	<b>3.0-16</b>	<b>1.0-10</b>	<b>0</b>	<b>2</b>	<b>1</b>	<b>1</b>	<b>0</b>



37

**Karnell Hatcher****Linebacker****6-2 • 223 • Sr. • 3L****Delray Beach, Fla. (Atlantic Community)****SENIOR SEASON (2011)**

Set a season high with five solo tackles at West Virginia and added a PBU ... Shifted from safety to linebacker during the spring and will split time at

Mike linebacker with Kevin Minter ... Adapted to linebacker quickly after spending his first three years at safety ... Has played in 42 games with 15 career starts and has accumulated 123 tackles, 3.5 tackles for losses, three pass breakups and two forced fumbles.


**CAREER HIGHS**

Total tackles: 10, three times (Last: at Arkansas, 2010)

Tackles for loss: 1.5 vs. Ole Miss, 2010

**HATCHER'S CAREER DEFENSIVE STATS**

YEAR	G-GS	UT	AT	TT	TFL	SACKS	PBU	QBH	INT	FF	FR
2008	10-0	8	5	13	1.0-1	0	0	0	0	1	0
2009	13-1	16	16	32	1.0-8	0	0	0	0	0	0
2010	12-11	36	28	64	1.5-6	0	2	0	0	1	0
2011	7-3	7	7	14	0	0	1	2	0	0	0
<b>Totals</b>	<b>42-15</b>	<b>67</b>	<b>56</b>	<b>123</b>	<b>3.5-15</b>	<b>0</b>	<b>3</b>	<b>2</b>	<b>0</b>	<b>2</b>	<b>0</b>



53

**T-Bob Hebert****Center/Offensive Guard****6-3 • 304 • Sr. • 3L****Norcross, Ga. (Greater Atlanta Christian)****• 2008 SEC Academic Honor Roll**

Arguably the Tigers' most versatile offensive lineman who has started games at both guard and center during the past two seasons ... Will be counted upon to do the same as a senior ... Saw most of his action at right guard as a junior in 2010 when he filled in for an injured Will Blackwell ... Also served as the backup to P.J. Lonergan at center after starting 11 games at that position as a sophomore in 2009 ... Suffered a broken bone in his lower leg and missed most of spring practice in 2010 ... Suffered a knee injury against South Carolina in October of 2008 but battled back to claim the starting spot at center the following season ... His father, Bobby Hebert, was the starting quarterback for the New Orleans Saints in the 80's and early 90's before finishing his career with the Atlanta Falcons ... For his career, has started 23 games (four at left guard, seven at right guard and 12 at center) ... In his career, has logged over 1,500 plays and 165.5 knockdown blocks.

**SENIOR SEASON (2011)**

2011 Stats: 349 plays, 48 knockdowns ... Started at center at Tennessee and played all 69 snaps with five knockdowns ... Came in for an injured P.J. Lonergan at center against Florida and played 39 snaps with six knockdowns ... Sat out the Kentucky game with an injury ... Saw action in 52 plays at West Virginia and finished with 10.5 knockdowns ... Played all 65 snaps at Mississippi State and recorded 6.5 knockdowns ... Started at left guard against Northwestern State and produced a team-high nine knockdowns on only 47 plays ... Opened the season as the starter at left guard against Oregon, played all 70 snaps and recorded 11 knockdowns against the Ducks ... Holds a career high of 12 knockdowns versus Tennessee in 2010 ... Has taken over as the starter at left guard with the season-ending injury to Josh Dworaczky.



38

**D.J. Howard****Punter****6-2 • 191 • Sr. • 5Q****Baton Rouge, La. (West Feliciana)****SENIOR SEASON (2011)**

Punted four times for a 37.2-yard average with a long of 41, one inside the 20 and one touchback at Mississippi State ... Saw his first action as a Tiger

against Northwestern State and punted three times for a 41.0-yard average with a long of 53 and two placed inside the 20 ... Also handled kickoff duties against the Demons and kicked off eight times for a 62.5-yard average ... Joined the team as a walk-in in 2009.

**CAREER HIGHS**

Kickoffs: 8 vs. Northwestern State, 2011

Kickoff Yards: 500 vs. Northwestern State, 2011

Kickoff Avg.: 62.5 vs. Northwestern State, 2011

Punts: 4 at Mississippi State, 2011

Punting Yards: 149 at Mississippi State, 2011

Punting Avg.: 41.0 vs. Northwestern State, 2011

**HOWARD'S CAREER KICKOFF STATS**

YEAR	G-GS	NO.	YDS.	AVG.	TB	OB
2009	0-0	0	0	0	0	0
2010	0-0	0	0	0	0	0
2011	2-0	11	675	61.4	0	0
<b>Totals</b>	<b>2-0</b>	<b>11</b>	<b>675</b>	<b>61.4</b>	<b>0</b>	<b>0</b>

**HOWARD'S CAREER PUNTING TOTALS**

YEAR	NO.	YDS.	AVG.	LG	I20	TB
2011	7	272	38.9	53	3	1
<b>Totals</b>	<b>7</b>	<b>272</b>	<b>38.9</b>	<b>53</b>	<b>3</b>	<b>1</b>



72

**Alex Hurst****Offensive Tackle****6-6 • 340 • Jr. • 2L****Bartlett, Tenn. (Arlington)****JUNIOR SEASON (2011)**

A starter in 16 career games with appearances in 28 contests ... 2011 Stats: 422 plays, 35.5 knockdowns ... Recorded three knockdowns in 69 plays at

Tennessee ... Played all 63 snaps against Florida and posted seven knockdowns ... Saw action in all 66 plays versus Kentucky and recorded seven knockdowns ... Only played the first 34 snaps of the game at right tackle at West Virginia and finished with four knockdowns ... Played all 65 snaps and made six knockdowns at Mississippi State ... Got the start at right tackle versus Northwestern State and posted three knockdowns in 47 snaps ... Started at right tackle against Oregon, played the entire game and was credited with 5.5 knockdowns ... Holds a career high of 10 knockdowns against Tennessee in 2010 ... Hard-working offensive lineman who goes into the 2011 season as the starter at right tackle for the second-straight year.



9

**Jordan Jefferson****Quarterback****6-5 • 223 • Sr. • 3L****St. Rose, La. (Destrehan)****• 2010 SEC Offensive Player of the Week (vs. Ole Miss)****• 2008 Chick-fil-A Bowl Offensive MVP**

Suspended for the first four games of the 2011 season and returned prior to the game against Kentucky ... Can make all of the throws or can tuck it under and run ... Holds a 20-7 record as a starter ... In 2009, was the youngest starting quarterback in the SEC and the youngest to start a season-opener for LSU since Y.A. Tittle in 1945 ... In 35 career games, has thrown for 4,065 yards and completed 341-of-585 passes with 29 TDs and 18 interceptions ... Tied for eighth with Rohan Davey for career TD passes at LSU with 29 ... Is eighth in LSU history in career passing yards (4,065) and completion percentage (58.3) and seventh in career completions (341) and attempts (585) ... Has accounted for 40 TDs during his career – 29 passing, 11 rushing ... Has rushed for 864 yards and 11 touchdowns during his LSU career ... The 864 rushing yards ranks third among quarterbacks in school history and the 11 rushing TDs is fifth ... Holds the LSU single-season rushing record for a quarterback with 450 yards during the 2010 season.

**SENIOR SEASON (2011)**

Rushed for a season-high 73 yards and a touchdown on 14 carries at Tennessee and completed 1-of-3 passes for eight yards ... Threw his first passes of the season against Florida and finished 3-4 for 61 yards, including a two-yard jump pass for a touchdown ... Saw his first action of the season against Kentucky and rushed four times for 29 yards, including a 1-yard TD run on his first play of the season ... Listed as the backup quarterback behind Jarrett Lee.

**CAREER HIGHS****PASSING**

Attempts: 37 vs. Ole Miss, 2009

Completions: 21 vs. Auburn, 2009

Yards: 254 vs. Ole Miss, 2010

Touchdowns: 3, twice (Last: vs. Texas A&M, 2010)

**RUSHING**

Attempts: 19 vs. Arkansas, 2008

Yards: 100 vs. Tennessee, 2010

Touchdowns: 2 at Florida, 2010

Long: 83 vs. Tennessee, 2010

**JEFFERSON'S CAREER PASSING TOTALS**

YEAR	G-GS	ATT.-COMP.-INT.	YDS.	TD	LG
2008	7-2	73-36-1	419	4	41
2009	12-12	296-182-7	2,166	17	58
2010	13-13	209-119-10	1,411	7	75
2011	3-0	7-4-0	69	1	37
<b>Totals</b>	<b>35-27</b>	<b>585-341-18</b>	<b>4,065</b>	<b>29</b>	<b>75</b>

**JEFFERSON'S CAREER RUSHING TOTALS**

YEAR	ATT.	YDS.	TD	LG
2008	49	134	1	20
2009	112	171	1	26
2010	123	450	7	83 (TD)
2011	22	109	2	18
<b>Totals</b>	<b>306</b>	<b>864</b>	<b>11</b>	<b>83 (TD)</b>





56

**Anthony Johnson****Defensive Tackle****6-3 • 310 • Fr. • HS****New Orleans, La. (O. Perry Walker)****TRUE FRESHMAN SEASON (2011)**

Tallied two tackles, both for losses, including his first career sack at Mississippi State ... Made his collegiate debut against Oregon and picked up a tackle, including a half tackle for a loss, on his first play ... The consensus No. 1 defensive tackle prospect by all major recruiting services in 2010 ... Selected to the prestigious Parade All-America team ... Awarded the 2010 Louisiana Gatorade Player of the Year ... Broke the Louisiana career sack record with 67.5 sacks during his four years at O.P. Walker.

**JOHNSON'S CAREER DEFENSIVE STATS**

YEAR	G-GS	UT	AT	TT	TFL	SACKS	PBU	QBH	INT	FF	FR
2011	7-0	2	3	5	2.5-9	1.0-5	0	0	0	0	0
<b>Totals</b>	<b>7-0</b>	<b>2</b>	<b>3</b>	<b>5</b>	<b>2.5-9</b>	<b>1.0-5</b>	<b>0</b>	<b>0</b>	<b>0</b>	<b>0</b>	<b>0</b>



83

**Mitch Joseph****Tight End****6-5 • 268 • Sr. • 3L****New Iberia, La. (Catholic-New Iberia)****SENIOR SEASON (2011)**

Has seen action in 43 career games with seven starts ... Hauled in the first touchdown pass of his career on a two-yard jump pass from Jordan Jefferson in the fourth quarter against Florida ... Caught his first pass of the season for seven yards at Mississippi State ... Made his sixth career start at tight end versus Oregon but did not record any statistics.

**CAREER HIGHS**

Receptions: 3 vs. North Carolina, 2010

Yards: 41 vs. North Carolina, 2010

Long: 21 vs. North Carolina, 2010

Touchdowns: 1 vs. Florida, 2011

**JOSEPH'S CAREER RECEIVING STATS**

YEAR	G-GS	REC.	YDS.	TD	LG
2008	13-0	0	0	0	0
2009	13-1	2	18	0	14
2010	10-4	5	51	0	21
2011	7-2	2	9	1	7
<b>Totals</b>	<b>43-7</b>	<b>9</b>	<b>78</b>	<b>1</b>	<b>21</b>



80

**Jarvis Landry****Wide Receiver****6-0 • 190 • Fr. • HS****Lutcher, La. (Lutcher)****TRUE FRESHMAN SEASON (2011)**

Made his first career start against Kentucky but did not record any stats ... Hauled in two catches for 20 yards at Mississippi State ... Did not make a catch against Northwestern State but returned a punt 31 yards ... Saw his first snaps as a Tiger against Oregon and made a catch for three yards on his first play ... Suffered a setback prior to fall camp when he had a stress fracture in his foot ... Recovered from his injury at the end of camp and impressed the coaches with his natural receiving ability ... Rated as one of the top wide receiver prospects in the country coming out of high school.

**CAREER HIGHS**


Receptions: 2 at Mississippi State, 2011

Yards: 20 at Mississippi State, 2011

Long: 18 at Mississippi State, 2011

**LANDRY'S CAREER RECEIVING STATS**

YEAR	G-GS	REC.	YDS.	TD	LG
2011	7-1	3	23	0	18
<b>Totals</b>	<b>7-1</b>	<b>3</b>	<b>23</b>	<b>0</b>	<b>18</b>



12

**Jarrett Lee****Quarterback****6-2 • 206 • Sr. • 3L****Brenham, Texas (Brenham)****• 2008 SEC Freshman of the Week (vs. Miss. State)**

Strong-armed and experienced quarterback who has stepped up as the starting quarterback for the Tigers ... Owns a 12-4 record as a starter at QB, including a 4-4 mark as a redshirt freshman in 2008, 1-0 in 2009 and 6-0 in 2011 ... Has led the Tigers to four fourth-quarter comebacks during his career highlighted by a game-winning drive at No. 12 Florida in 2010 ... Put together one of the best seasons for a freshman quarterback in LSU history, throwing for over 1,800 yards and 14 touchdowns in 2008 ... Ranked second to Tommy Hodson for attempts, completions, yards and TDs by a freshman quarterback in LSU history ... His 131 straight passes without an interception from 2010-11 ranks second in school history behind Alan Risher's 137 in 1982 ... In 37 career games, has tossed for 3,728 yards and 29 TDs.

**SENIOR SEASON (2011)**

For the season is 84-of-135 for 1,085 yards, 11 touchdowns and one interception ... Tied his career high with three touchdown passes and finished 13-of-17 for 138 yards at Tennessee ... Had an efficient game against Florida, completing 7-of-10 passes for 154 yards and one touchdown ... Completed 8-of-21 for 169 yards and a TD pass against Kentucky ... Tied his career high with three touchdowns on 16-of-28 passing for 180 yards and no interceptions at West Virginia ... Completed 78 percent of his passes as he went 21-of-27 for 213 yards, one TD and one INT at Mississippi State ... Saw his streak of 131 consecutive passes without an INT come to an end on his final pass attempt at MSU ... Nearly flawless against Northwestern State as he finished 9-of-10 passing for 133 yards and a TD in one half against the Demons ... Made his 10th career start against Oregon and provided sound QB play, finishing 10-of-22 for 98 yards with one touchdown and no interceptions ... Tossed a 10-yard TD to Rueben Randle late in the second quarter against the Ducks that gave LSU the lead for good ... It marked his first passing TD since the game winner to Terrence Toliver at Florida in 2010.

**CAREER HIGHS**

Attempts: 38 vs. Florida, 2008

Completions: 23 vs. Florida, 2008

Yards: 287 vs. Georgia, 2008

Touchdowns: 3, three times (Last: at Tennessee, 2011; 2nd: at WVU, 2011; 1st: vs. Georgia, 2008)

**LEE'S CAREER PASSING TOTALS**

YEAR	G-GS	ATT.-COMP.-INT.	YDS.	TD	LG
2008	11-8	269-143-16	1,873	14	66
2009	7-1	40-16-1	197	2	38
2010	12-0	89-54-1	573	2	47
2011	7-7	135-84-1	1,085	11	57
<b>Totals</b>	<b>37-16</b>	<b>533-297-19</b>	<b>3,728</b>	<b>29</b>	<b>66</b>



93

**Bennie Logan****Defensive Tackle****6-3 • 287 • So. • 1L****Coushatta, La. (Red River)****• 2011 SEC Defensive Lineman of the Week (vs. Miss. State)****SOPHOMORE SEASON (2011)**

Credited with two tackles and one QB hurry at Tennessee ... Tied his career high in tackles with five and added a sack and 1.5 TFLs against Kentucky ... Picked up SEC Defensive Lineman of the Week honors after he paced the LSU defense at Mississippi State by tying his career high with five tackles and shattering his career mark for TFLs with 3.0 ... He also picked up his first career sack with 0.5 sacks at MSU ... Made his first career start at right defensive tackle against Oregon and came up big with four tackles and a pass breakup ... Played in three games as a redshirt freshman in 2010 and has worked his way into the starting lineup at DT.

**CAREER HIGHS**


Total tackles: 5, three times (Last: vs. Kentucky, 2011)

Tackles for loss: 3.0 at Mississippi State, 2011

Sacks: 1.0, twice (Last: vs. Kentucky, 2011)

**LOGAN'S CAREER DEFENSIVE STATS**

YEAR	G-GS	UT	AT	TT	TFL	SACKS	PBU	QBH	INT	FF	FR
2010	3-0	1	4	5	0.5-1	0	0	0	0	0	0
2011	7-6	10	14	24	4.5-13	2.0-11	1	1	0	0	0
<b>Totals</b>	<b>10-6</b>	<b>11</b>	<b>18</b>	<b>29</b>	<b>5.0-14</b>	<b>2.0-11</b>	<b>1</b>	<b>1</b>	<b>0</b>	<b>0</b>	<b>0</b>



64

**P.J. Lonergan**

Center

6-4 • 305 • Jr. • 2L

New Orleans, La. (Rummel)

- 2011 Rimington Trophy Watch List
- 2009 SEC Academic Honor Roll

**JUNIOR SEASON (2011)**

Has played in 23 games in his career with 20 straight starts at center ... 2011 Stats: 360 snaps, 42.5 knockdowns ... Missed the game at Tennessee with a leg injury ... Played 23 snaps and earned 5.5 knockdowns before leaving the game against Florida with an injury ... Posted three knockdowns in 66 snaps against Kentucky ... Recorded seven knockdowns in 69 plays at West Virginia ... Played all 65 snaps at Mississippi State and earned 4.5 knockdowns ... Produced eight knockdowns in 56 plays against Northwestern State ... Started at center against Oregon, played all 70 offensive plays and set a new career high with 14.5 knockdown blocks ... Previous career high in knockdowns was 12 versus Texas A&M in the Cotton Bowl ... One of the top centers in college football going into the 2011 season ... Enters second season as LSU's starting center after starting all 13 games at the position in 2010 ... Led all Tigers in offensive snaps in 2010 with 863 ... Also led the squad in knockdown blocks with 76 a season ago.



6

**Craig Loston**

Safety

6-2 • 208 • So. • 1L

Aldine, Texas (Eisenhower)

**SOPHOMORE SEASON (2011)**

Returned to action at Tennessee but did not record any stats ... Missed the Kentucky and Florida games with an injury ... Made two tackles in the opener against Oregon and also forced a fumble on a kickoff that led to an LSU touchdown drive ... Listed as the No. 3 safety and will see significant playing time all season ... Will play extensively on the special teams units.

**CAREER HIGHS**

Total tackles: 5 vs. Texas A&amp;M, 2010

Tackles for loss: 1 vs. Ole Miss, 2010

Interceptions: 1 vs. ULM, 2010

**LOSTON'S CAREER DEFENSIVE STATS**

YEAR	G-GS	UT	AT	TT	TFL	SACKS	PBU	QBH	INT	FF	FR
2010	13-2	12	10	22	1.0-3	0	2	0	1-11	0	0
2011	5-0	3	2	5	0	0	0	0	0	1	0
<b>Totals</b>	<b>18-2</b>	<b>15</b>	<b>12</b>	<b>27</b>	<b>1.0-3</b>	<b>0</b>	<b>2</b>	<b>0</b>	<b>1-11</b>	<b>1</b>	<b>0</b>



14

**Terrence Magee**

Running Back

5-9 • 212 • Fr. • HS

Franklinton, La. (Franklinton)

**TRUE FRESHMAN SEASON (2011)**

Saw his first action as a Tiger against Kentucky and carried the ball 12 times for 38 yards and a touchdown ... A talented athlete who played quarterback in high school who was moved to running back in fall camp.

**CAREER HIGHS**

Attempts: 12 vs. Kentucky, 2011

Yards: 38 vs. Kentucky, 2011

Touchdowns: 1 vs. Kentucky, 2011

Long: 8 vs. Kentucky, 2011

**MAGEE'S CAREER RUSHING STATS**

YEAR	G-GS	ATT.	YDS.	TD	LG
2011	2-0	15	47	1	8
<b>Totals</b>	<b>2-0</b>	<b>15</b>	<b>47</b>	<b>1</b>	<b>8</b>



7

**Tyrann Mathieu**

Cornerback

5-9 • 180 • So. • 1L

New Orleans, La. (St. Augustine)

- 2011 Walter Camp National Defensive Player of the Week (vs. West Virginia)
- 2011 Jim Thorpe Defensive Back of the Week (vs. Oregon)
- 2011 SEC Defensive Player of the Week (vs. Oregon)
- 2011 Rivals.com SEC Player of the Week (vs. Oregon)
- 2011 Bednarik Award Watch List
- 2011 Cotton Bowl Defensive Most Outstanding Player
- 2010 First Team Freshman All-America (Football Writers, Rivals.com)
- 2010 Freshman All-Southeastern Conference (Coaches)

An outstanding player who plays well beyond his size ... A fan favorite with tremendous heart and talent ... Has a knack for finding the football and coming up with big plays ... Has some of the best pure football instincts of anyone on the team ... In his 20 game career, he has created a total of 11 turnovers (six fumble recoveries, four interceptions, 1 forced fumble recovered by a teammate) ... Already owns the school record with nine forced fumbles after he recorded two against Kentucky (previous record was seven held by Ali Highsmith) ... Has taken over at one of the cornerback positions for the departed Patrick Peterson in 2011 ... Will shift to nickel back when the Tigers go to their other defensive packages ... Received the Alvin Roy Fourth Quarter Award for Outstanding performance in LSU offseason program and the Toby Caston Performance Award for Outstanding Performance in Spring Drills ... One of two sophomores in the nation named to the 2011 Chuck Bednarik Award Watch List ... Career Stats: 99 tackles, 13.5 TFLs, 12 PBUs, 9 forced fumbles, 6 sacks, 6 fumble recoveries, 4 INTs and 2 TDs.

**SOPHOMORE SEASON (2011)**

Second on the team in tackles with 42 ... Tied for first in the SEC in forced fumbles with four and first in fumbles recovered with three ... Tied for sixth nationally in forced fumbles and ranks seventh nationally in fumble recoveries ... Made one tackle and one PBU at Tennessee ... Picked off his second pass of the season and added six tackles and one TFL against Florida ... Showed his game-changing abilities again versus Kentucky as he forced two fumbles, recovered and returned one for a 23-yard touchdown and posted an eight-yard sack ... Named the Walter Camp National Defensive Player of the Week after he came up big once again at West Virginia with a forced fumble that he recovered and an interception on a pass he tipped and returned to the WVU 1-yard line ... Leading tackler for LSU at Mississippi State with a career-high tying 10 stops, nine of which were solo, and one TFL ... All over the field against Northwestern State with four tackles, 1.5 TFLs, one PBU, one QB hurry and he combined with Sam Montgomery to record LSU's first sack of the season ... Picked up where he left off in 2010 by recording a career-high and team-leading 10 tackles in the season opener against Oregon and also forced a fumble on a punt that returned for a touchdown ... Earned SEC Defensive Player of the Week, Rivals.com SEC Player of the Week and the Thorpe Award Defensive Back of the Week honors after his phenomenal performance against Oregon in which he also added a half tackle for a loss and two pass breakups.

**CAREER HIGHS**

Total tackles: 10, twice (Last: at Mississippi State, 2011)

Tackles for loss: 2 at Arkansas, 2010

Sacks: 1, five times (Last: vs. Kentucky, 2011)


Interceptions: 1, four times (Last: vs. Florida, 2011)

**MATHIEU'S CAREER DEFENSIVE STATS**

YEAR	G-GS	UT	AT	TT	TFL	SACKS	PBU	QBH	INT	FF	FR
2010	13-1	34	23	57	8.5-45	4.5-38	7	1	2-0	5	3-13
2011	7-7	29	13	42	5.0-32	1.5-10	5	1	2-16	4	3-20
<b>Totals</b>	<b>20-8</b>	<b>63</b>	<b>36</b>	<b>99</b>	<b>13.5-77</b>	<b>6.0-48</b>	<b>12</b>	<b>2</b>	<b>4-16</b>	<b>9</b>	<b>6-33</b>

**MATHIEU'S CAREER PUNT RETURN STATS**

YEAR	NO.	YDS.	AVG.	TD	LG
2011	15	119	7.9	0	19
<b>TOTALS</b>	<b>15</b>	<b>119</b>	<b>7.9</b>	<b>0</b>	<b>19</b>



8

**Zach Mettenberger**

Quarterback

6-5 • 222 • So. • JC

Watkinsville, Ga. (Butler (Kan.) Comm. College)

Spent one year at Georgia before transferring to Butler (Kan.) Community College for the 2010 season ... Played one season at Butler Community College leading him team to an 11-1 record and a berth in the JUCO National Championship Game ... Started all 12 games at Butler, throwing for 2,678 yards and 32 touchdowns with only four interceptions ... Enrolled at LSU in January of 2011 and went through spring practice ... Completed 5-of-8 passes for 86 yards, including a 60-yard TD pass, in the LSU spring game.

**SOPHOMORE SEASON (2011)**

Entered late against West Virginia and Kentucky and did not attempt a pass ... Completed 8-of-11 passes for 92 yards and his first career touchdown on a 19-yard strike to Kadron Boone against Northwestern State.

**METTENBERGER'S CAREER PASSING TOTALS**

YEAR	G-GS	ATT.-COMP.-INT.	YDS.	TD	LG
2011	3-0	11-8-0	92	1	24
<b>Totals</b>	<b>3-0</b>	<b>11-8-0</b>	<b>92</b>	<b>1</b>	<b>24</b>



49

**Barkevious Mingo**

**Defensive End**  
**6-5 • 240 • So. • 1L**  
**West Monroe, La. (West Monroe)**

• 2010 Freshman All-SEC (Coaches)

**SOPHOMORE SEASON (2011)**

Made one TFL at Tennessee ... Posted four tackles, a career-high tying 1.5 tackles for a loss, one sack and one QB hurry against Kentucky ... Recorded two solo tackles, one sack and a forced fumble at Mississippi State ... Productive game against Northwestern State as he recorded three tackles, one TFL, one PBU and one QB hurry ... Played extensively against Oregon and made one tackle, a one-yard TFL against LaMichael James late in the second quarter ... Will see significant playing time behind Kendrick Adams at left defensive end.

**CAREER HIGHS**

Total tackles: 5, twice (Last: vs. Tennessee, 2010)  
 Tackles for loss: 1.5, twice (Last: vs. Kentucky, 2011)  
 Sacks: 1.5 vs. Tennessee, 2010

**MINGO'S CAREER DEFENSIVE STATS**

YEAR	G-GS	UT	AT	TT	TFL	SACKS	PBU	QBH	INT	FF	FR
2010	13-1	18	17	35	5.5-41	2.5-21	6	4	0	2	1-0
2011	7-0	7	8	15	5.5-27	2.0-13	1	2	0	1	0
<b>Totals</b>	<b>20-1</b>	<b>25</b>	<b>25</b>	<b>50</b>	<b>11.0-68</b>	<b>4.5-34</b>	<b>7</b>	<b>6</b>	<b>0</b>	<b>3</b>	<b>1-0</b>



46

**Kevin Minter**

**Linebacker**  
**6-2 • 242 • So. • 1L**  
**Suwanee, Ga. (Peachtree Ridge)**

**SOPHOMORE SEASON (2011)**

Tied his career high in tackles for the second straight week as he posted six against Florida ... Also forced a fumble versus the Gators ... Tied his career high with six tackles and set a new high with one tackle for a loss against Kentucky ... Made his first career start against Oregon and produced four tackles including a half tackle for a loss ... Served as the primary backup at Mike linebacker last season and played in 11 games ... Will compete with Karnell Hatcher for the starting spot.

**CAREER HIGHS**

Total tackles: 6, three times (Last: vs. Florida, 2011)  
 Tackles for loss: 1.0 vs. Kentucky, 2011

**MINTER'S CAREER DEFENSIVE STATS**

YEAR	G-GS	UT	AT	TT	TFL	SACKS	PBU	QBH	INT	FF	FR
2010	11-0	5	10	15	0	0	0	0	0	0	0
2011	7-4	5	22	27	1.5-3	0	0	0	0	1	0
<b>Totals</b>	<b>18-4</b>	<b>10</b>	<b>32</b>	<b>42</b>	<b>1.5-3</b>	<b>0</b>	<b>0</b>	<b>0</b>	<b>0</b>	<b>1</b>	<b>0</b>



99

**Sam Montgomery**

**Defensive End**  
**6-4 • 245 • So. • 1L**  
**Greenwood, S.C. (Greenwood)**

• 2011 SEC Defensive Lineman of the Week (vs. Kentucky)  
 • 2010 Freshman All-SEC (Coaches)

**SOPHOMORE SEASON (2011)**

Leads the team and ranks 10th in the SEC with 3.0 sacks ... Posted three tackles and a sack against Florida ... Named the SEC Defensive Lineman of the Week after his performance against Kentucky when he tied his career high with six tackles and two TFLs and set a new best with 1.5 sacks ... Combined with Tyrann Mathieu to record LSU's first sack of the season against Northwestern State as he finished with five tackles, one TFL and half a sack ... Made the start at right defensive end and tallied four tackles with a team-high 1.5 tackles for a loss and a forced fumble recovered by Eric Reid ... Named to Sporting News' 2010 All-Spring Team following his performance during spring drills ... Missed the final eight games of 2010 after suffering a season-ending knee injury but has since returned to full strength.

**CAREER HIGHS**

Total tackles: 6, three times (Last: vs. Kentucky, 2011)  
 Tackles for loss: 2.0, twice (Last: vs. Kentucky, 2011)  
 Sacks: 1.5 vs. Kentucky, 2011

**MONTGOMERY'S CAREER DEFENSIVE STATS**

YEAR	G-GS	UT	AT	TT	TFL	SACKS	PBU	QBH	INT	FF	FR
2010	5-5	6	12	18	6.0-25	2.0-16	0	0	0	0	0
2011	7-7	9	12	21	5.5-17	3.0-12	0	0	0	1	0
<b>Totals</b>	<b>12-12</b>	<b>15</b>	<b>24</b>	<b>39</b>	<b>11.5-42</b>	<b>5.0-28</b>	<b>0</b>	<b>0</b>	<b>0</b>	<b>1</b>	<b>0</b>



19

**Deangelo Peterson**

**Tight End**  
**6-4 • 235 • Sr. • 3L**  
**New Orleans, La. (Desire Street Academy)**

One of the SEC's top tight ends ... Has good speed and can stretch the field vertically from the tight end spot ... Continues to improve as a blocker in the run game ... Originally signed with the Tigers as a wide receiver but converted

to tight end prior to his sophomore season ... Holds eight career starts in 43 games played ... Has totaled 405 yards receiving on 32 catches with three touchdowns.

**SENIOR SEASON (2011)**

Caught two passes for 22 yards against Kentucky ... Caught one pass for a nine-yard touchdown against Northwestern State, his first TD reception since 2009 ... Leading receiver for the Tigers against Oregon as he hauled in four catches for 62 yards with a long of 29 yards ... Showed his dynamic ability as a receiving tight end versus the Ducks.

**CAREER HIGHS**

Receptions: 5 vs. Tennessee, 2010  
 Yards: 76 vs. Ole Miss, 2010  
 Touchdowns: 1, three times (Last: vs. Northwestern State, 2011)  
 Long: 40 vs. Ole Miss, 2010

**PETERSON'S CAREER RECEIVING STATS**

YEAR	G-GS	REC.	YDS.	TD	LG
2008	13-0	0	0	0	0
2009	13-2	5	82	2	28
2010	10-3	16	198	0	40
2011	7-3	11	125	1	29
<b>Totals</b>	<b>43-8</b>	<b>32</b>	<b>405</b>	<b>3</b>	<b>40</b>



2

**Rueben Randle**

**Wide Receiver**  
**6-4 • 208 • Jr. • 2L**  
**Bastrop, La. (Bastrop)**

• 2011 Biletnikoff Award Watch List

True junior who has played in 33 games with 19 starts during his career with the Tigers ... Showed flashes of brilliance last season and is one of the primary targets for LSU quarterbacks in 2011 ... Counted on for leadership on the field as a junior ... Has hauled in at least one reception in 26 of 33 games ... Has three 100-yard receiving games in his career ... For his career he has 72 receptions for 1,249 yards and 10 touchdowns ... Is on the watch list for the 2011 Biletnikoff Award.

**JUNIOR SEASON (2011)**

Ranks third in the SEC in receiving yards per game at 76.0 and seventh in receptions per game at 4.0 ... Produced another solid game with five catches for 86 yards and a TD at Tennessee ... Set a career high for receiving yards with 127 on four catches and a TD against Florida ... Caught one pass for 37 yards versus Kentucky ... Led LSU's receivers with a career-high tying six catches for 53 yards and one touchdown at West Virginia ... Had another productive game at Mississippi State as he caught a career-high tying six passes for 98 yards and the game's only touchdown on a 19-yard pass from Jarrett Lee ... Led LSU's receivers with five catches for 121 yards against Northwestern State, the second time in his career he eclipsed the 100-yard receiving mark ... The 121 receiving yards versus Northwestern State is the fourth-most in the SEC this season ... Made one catch for 10 yards and a touchdown in the season opener against Oregon and caught the onside kick from the Ducks to seal the victory.

**CAREER HIGHS**

Receptions: 6, three times (Last: at West Virginia, 2011)  
 Yards: 127 vs. Florida, 2011  
 Touchdowns: 2 vs. Ole Miss, 2009  
 Long: 75 vs. Alabama, 2010

**RANDLE'S CAREER RECEIVING STATS**

YEAR	G-GS	REC.	YDS.	TD	LG
2009	13-4	11	173	2	31
2010	13-9	33	544	3	75
2011	7-6	28	532	5	57
<b>TOTALS</b>	<b>33-19</b>	<b>72</b>	<b>1,249</b>	<b>10</b>	<b>75</b>



59

**Jermauria Rasco****Defensive Line****6-3 • 255 • Fr. • HS****Shreveport, La. (Evangel Christian)****TRUE FRESHMAN SEASON (2011)**

Tallied a career-high four tackles versus Florida ... Posted three tackles and half a tackle for a loss against Kentucky ... Saw his first action as a Tiger at

West Virginia and made an immediate impact with two solo tackles, including one for a two-yard loss ... An outstanding prep player regarded as one of the top prospects coming out of Louisiana for the class of 2011.

**CAREER HIGHS**

Total tackles: 4 vs. Florida, 2011

Tackles for loss: 1.0 at West Virginia, 2011

Sacks: 0

**RASCO'S CAREER DEFENSIVE STATS**

YEAR	G-GS	UT	AT	TT	TFL	SACKS	PBU	QBH	INT	FF	FR
2011	4-0	5	5	10	1.5-4	0	0	0	0	0	0
<b>Totals</b>	<b>4-0</b>	<b>5</b>	<b>5</b>	<b>10</b>	<b>1.5-4</b>	<b>0</b>	<b>0</b>	<b>0</b>	<b>0</b>	<b>0</b>	<b>0</b>



1

**Eric Reid****Safety****6-2 • 208 • So. • 1L****Geismar, La. (Dutchtown)****SOPHOMORE SEASON (2011)**

Earned his third career interception and first of the season at Tennessee and finished with four tackles ... Set a career high with seven tackles at West

Virginia and posted one pass breakup ... Had six tackles at Mississippi State and also added a PBU ... Picked up five tackles - all solo - and a tackle for loss against Northwestern State ... Recorded four tackles and his first career fumble recovery in the opener against Oregon ... Earned the starting spot at free safety during the fall and emerged as a team leader ... Saw action at safety and on special teams as a freshman.

**CAREER HIGHS**

Total tackles: 7 at West Virginia, 2011

Tackles for loss: 1.0, twice (Last: vs. Northwestern State, 2011)

Interceptions: 1, three times (Last: at Tennessee, 2011)

**REID'S CAREER DEFENSIVE STATS**

YEAR	G-GS	UT	AT	TT	TFL	SACKS	PBU	QBH	INT	FF	FR
2010	13-3	14	18	32	1.5-2	0	1	0	2-65	0	0
2011	7-7	23	13	36	1.0-4	0	2	0	1-10	0	1-3
<b>Totals</b>	<b>23-10</b>	<b>37</b>	<b>31</b>	<b>68</b>	<b>2.5-6</b>	<b>0</b>	<b>3</b>	<b>0</b>	<b>3-75</b>	<b>0</b>	<b>1-3</b>



75

**Greg Shaw****Offensive Tackle****6-5 • 281 • Sr. • 1L****Hialeah, Fla. (Monsignor Edward Pace)****SENIOR SEASON (2011)**

Has seen action in 17 games during his career with two starts ... 2011 Stats:

154 snaps, 18.5 knockdowns ... Only competed in three snaps against

Kentucky and recorded one knockdown ... Made his second career start (his first at LT) at West Virginia and played 28 snaps at left tackle and 39 at right tackle, finishing with 9.5 knockdowns ... Entered the game at Mississippi State early after Chris Faulk went down at left tackle and finished with six knockdowns in 62 plays ... Earned two knockdowns against Northwestern State ... Competed in 111 total plays with 12 knockdowns in 2010... Has a career high of eight knockdowns in 49 snaps as the starter at right tackle against ULM in 2010.



10

**Russell Shepard****Wide Receiver****6-1 • 185 • Jr. • 2L****Houston, Texas (Cypress Ridge)**

Multi-threat player who has settled in at wide receiver ... Lined up at three positions - quarterback, running back, and wide receiver - during his first two years with the Tigers ... Displays tremendous quickness with break-away

speed ... Came to LSU as the nation's top dual-threat quarterback as a senior in high school in 2008 ... Has flashed signs of brilliance during his first two years at LSU ... Also has the ability to return kickoffs and punts ... Has one of the best vertical leaps (41.5 inches) and broad jumps (11 feet, 2 inches) on the team.

**JUNIOR SEASON (2011)**

Caught his second career TD reception on a 14-yard screen pass from Jarrett Lee in the fourth quarter at Tennessee ... Also rushed twice for 19 yards against the Vols ... Caught a pass for a career-long 37 yards against Florida and finished with two grabs for 41 yards ... Made two catches for 35 yards versus Kentucky and tied his career long with a 22-yard reception ... Saw his first action of the season and started at West Virginia, finishing with one catch for 16 yards and one carry for three yards ... Suspended for the first three games of the season.

**CAREER RECEIVING HIGHS**

Receptions: 7 vs. McNeese State, 2010

Yards: 53 vs. McNeese State, 2010

Touchdowns: 1, twice (Last: at Tennessee, 2011)

Long: 37 vs. Florida, 2011

**CAREER RUSHING HIGHS**

Attempts: 7 at Vanderbilt, 2010

Yards: 71 vs. Auburn, 2009

Touchdowns: 1, five times (Last: at Tennessee, 2011)

Long: 69 vs. Auburn, 2009

**SHEPARD'S CAREER RECEIVING STATS**

YEAR	G-GS	REC.	YDS.	TD	LG
2009	12-0	5	34	0	13
2010	13-9	33	249	1	22
2011	4-2	6	106	1	37
<b>Totals</b>	<b>29-11</b>	<b>44</b>	<b>389</b>	<b>2</b>	<b>37</b>

**SHEPARD'S CAREER RUSHING TOTALS**

YEAR	G-GS	ATT.	YDS.	TD	LG
2009	12-0	45	294	2	69
2010	13-9	32	226	2	50
2011	4-2	4	35	0	13
<b>Totals</b>	<b>29-11</b>	<b>81</b>	<b>555</b>	<b>4</b>	<b>69</b>



24

**Tharold Simon****Defensive Back****6-3 • 187 • So. • 1L****Eunice, La. (Eunice)****SOPHOMORE SEASON (2011)**

Tied for fourth in the SEC in passes defended with nine (8 PBUs, 1 INT) ...

Posted two PBUs and two tackles at Tennessee ... Tallied two PBUs, half

a TFL and three tackles against Kentucky ... Recorded six solo stops, one TFL and one PBU at West Virginia ... Tied his career best with eight tackles at Mississippi State and added a quarterback hurry ... Had a stellar opener against Oregon as he racked up a career-high eight tackles, one TFL, one interception and three PBUs ... Blossomed into a solid cover corner during his freshman season and worked his way into the backup spot at left cornerback behind Morris Claiborne after spring practice ... Is basically LSU's No. 3 cornerback as he will be pressed into action when the Tigers go to their nickel and dime packages.

**CAREER HIGHS**

Total tackles: 8, twice (Last: at Mississippi State, 2011)

Tackles for loss: 1.0, twice (Last: at West Virginia, 2011)

PBUs: 3 vs. Oregon, 2011

Interceptions: 1, twice (Last: vs. Oregon, 2011)

**SIMON'S CAREER DEFENSIVE STATS**

YEAR	G-GS	UT	AT	TT	TFL	SACKS	PBU	QBH	INT	FF	FR
2010	8-0	3	6	9	0	0	3	0	1-0	0	0
2011	7-1	21	8	29	2.5-5	0	8	1	1-(-2)	0	0
<b>Totals</b>	<b>15-1</b>	<b>24</b>	<b>14</b>	<b>38</b>	<b>2.5-5</b>	<b>0</b>	<b>11</b>	<b>1</b>	<b>2-(-2)</b>	<b>0</b>	<b>0</b>





18

**Brandon Taylor****Safety****6-0 • 194 • Sr. • 3L****Franklinton, La. (Franklinton)**

A two-year starter at strong safety who returned to the lineup after missing the last four games of 2010 with a foot injury ... Counted upon as one of the team leaders in 2011 ... One of the newest traditions at LSU is for the player

that best represents what it means to be a Tiger – on and off the field – to wear No. 18 ... He was selected by Coach Miles and former No. 18s – Matt Mauck, Jacob Hester, Richard Dickson and Richard Murphy – to inherit that number this season ... Has played in 42 games with 26 career starts ... For his career he has 133 tackles, 14 pass breakups and four interceptions.

**SENIOR SEASON (2011)**

Leads the team with 44 tackles ... Led the team with a career-high 10 tackles and one tackle for a loss at Tennessee ... Had one of the best games of his career as he led the team with seven tackles, posted two PBUs and picked off a pass against Florida ... Recorded his third career interception and finished with five tackles and one PBU at West Virginia ... Picked up four tackles, one tackle for a loss and one pass breakup at Mississippi State ... Credited with four tackles and one tackle for loss against Northwestern State ... Tallied a then career-high nine tackles against Oregon out of his starting strong safety position.

**CAREER HIGHS**

Total tackles: 10 at Tennessee, 2011

Tackles for loss: 2 vs. Tennessee, 2010

Interceptions: 1, four times (Last: vs. Florida, 2011)

PBUs: 2, three times (Last: vs. Florida, 2011)

**TAYLOR'S CAREER DEFENSIVE STATS**

YEAR	G-GS	UT	AT	TT	TFL	SACKS	PBU	QBH	INT	FF	FR
2008	13-0	4	0	4	0	0	1	0	0	0	0
2009	13-10	27	14	41	1.0-6	0	4	0	2-0	0	0
2010	9-9	23	21	44	4.0-10	0	5	0	0	0	1-0
2011	7-7	24	20	44	2.5-7	0	4	0	2-26	0	0
<b>Totals</b>	<b>42-26</b>	<b>78</b>	<b>55</b>	<b>133</b>	<b>7.5-23</b>	<b>0</b>	<b>14</b>	<b>0</b>	<b>4-26</b>	<b>0</b>	<b>1-0</b>



11

**Spencer Ware****Running Back****5-11 • 223 • So. • 1L****Cincinnati, Ohio (Princeton)****SOPHOMORE SEASON (2011)**

Ranks sixth in the SEC in rushing at 73.1 yards a game and ranks sixth in scoring at 6.0 points per game ... Rushed for 80 yards and a touchdown on

23 carries and also caught one pass for a 13-yard TD at Tennessee ... He became the first LSU player to record one rushing and one receiving TD in the same game since Early Doucet did it against Tulane on Sept. 23, 2006 ... He became the first LSU player to do it in an SEC game since Joseph Addai did it against Alabama on Nov. 13, 2004 ... Recorded the third 100-yard rushing game of his career with a career-best 109 yards and two touchdowns on 24 carries against Florida ... Picked up five yards on four carries against Kentucky and left the game early with a leg injury ... Narrowly missed his second straight 100-yard rushing game at West Virginia as he finished with 92 yards on 23 carries, and he also added three receptions for 18 yards ... Rushed for 107 yards on 22 carries at Mississippi State, his second 100-yard game of his career ... Earned the first multi-touchdown game of his career versus Northwestern State with six carries for 20 yards and two touchdowns ... Made his first career start against Oregon and churned out 99 yards and one rushing touchdown on 26 carries with a long of 16 yards ... Ranks fourth in the SEC in rushing after one game ... Also made a nine-yard catch against the Ducks ... Highly-touted running back who is the starter at that position in 2011 after backing up Stevan Ridley ... Poised for a tremendous year after a solid spring and a breakout game in the 2011 Cotton Bowl.

**CAREER RUSHING HIGHS**

Attempts: 26 vs. Oregon, 2011

Yards: 109 vs. Florida, 2011

Touchdowns: 2, twice (Last: vs. Florida, 2011)

Long: 26 vs. Texas A&M (Cotton Bowl), 2011

**CAREER RECEIVING HIGHS**

Receptions: 3, twice (Last: at West Virginia, 2011)

Yards: 29 at Arkansas, 2010

Touchdowns: 1 at Tennessee, 2011


Long: 29 at Arkansas, 2010

**WARE'S CAREER RUSHING STATS**

YEAR	G-GS	ATT.	YDS.	TD	LG
2010	11-0	24	175	1	26
2011	7-6	128	512	6	23
<b>Totals</b>	<b>18-6</b>	<b>152</b>	<b>687</b>	<b>7</b>	<b>26</b>

**WARE'S CAREER RECEIVING STATS**

YEAR	G-GS	REC.	YDS.	TD	LG
2010	11-0	10	101	0	29
2011	7-6	7	52	1	13
<b>Totals</b>	<b>18-6</b>	<b>17</b>	<b>153</b>	<b>1</b>	<b>29</b>




74

**Josh Williford****Guard****6-7 • 324 • So. • 1L****Dothan, Ala. (Houston Academy)****SOPHOMORE SEASON (2011)**

Has played in six games with three starts at right guard this season ... 2011 Stats: 245 snaps, 19.5 knockdowns ... Recorded seven knockdowns and

played all 69 snaps at right guard at Tennessee ... Played all 63 snaps at right guard against Florida and earned 8.5 knockdowns ... Made his first start of the season at right guard against Kentucky and finished with one knockdown in 66 snaps ... Entered the game at right guard at West Virginia and recorded one knockdown in 21 plays ... Saw his first action of the season at Mississippi State and played 25 snaps with two knockdowns ... Serves as the backup at right guard ... Played in all 13 games with four starts at right guard last season ... Tallied 23 knockdowns in 249 offensive snaps in 2010.



38

**Brad Wing****Punter****6-3 • 184 • Fr. • RS****Melbourne, Australia (Parkview Baptist)**

• 2011 SEC Special Teams Player of the Week (vs. West Virginia)

**REDSHIRT FRESHMAN SEASON (2011)**

Season stats: 27 punts, 43.4 average, 12 inside the 20, seven inside the 10, eight of 50-plus yards, four touchbacks, 60-yard long ... Punted four times with a 45-yard average and two inside the 20 at Tennessee ... Became the first player in college football to have a touchdown negated because of an unsportsmanlike conduct penalty when he was called for taunting during a 44-yard run on a fake punt against Florida ... Finished with three punts for a 39-yard average with one inside the 20 ... Punted eight times with a 41.9-yard average, two touchbacks, one inside the 20 and a long of 50 against Kentucky ... Named the SEC Special Teams Player of the Week after an extremely effective performance at West Virginia where he boomed all six of his punts inside the 20, averaging 48.7 yards per punt with a long of 60 ... Missed the Mississippi State and Northwestern State games with a leg injury ... Made his LSU debut against Oregon and punted six times for 248 yards with a 41.3-yard average and a long of 58 ... Displayed tremendous hang time on several punts against the Ducks that allowed the Tigers' gunners to get down field and make plays, and he also placed two punts inside the 20-yard line ... Won the punting duties after a fall camp battle with senior walk-on DJ Howard ... Came to LSU after spending one season at Parkview Baptist in Baton Rouge ... Prior to that, lived in Melbourne, Australia, where he played Australian Rules Football for 15 years.

**WING'S CAREER HIGHS**

Punts: 8 vs. Kentucky, 2011

Punting Yards: 335 vs. Kentucky, 2011

Punting Avg.: 48.7 at West Virginia, 2011

**WING'S CAREER PUNTING TOTALS**

YEAR	NO.	YDS.	AVG.	LG	I20	TB
2011	27	1,172	43.4	60	12	4
<b>Totals</b>	<b>27</b>	<b>1,172</b>	<b>43.4</b>	<b>60</b>	<b>12</b>	<b>4</b>



82

**James Wright****Wide Receiver****6-2 • 201 • So. • 1L****Belle Chasse, La. (Belle Chasse)****SOPHOMORE SEASON (2011)**

Caught two passes for 20 yards with a long of 13 against Northwestern State ... Followed up a great spring with a tremendous fall camp and is in line to receive significant playing time in 2011 ... Came on strong in spring practice and was one of the recipient's of the "Most Improved" award.

**CAREER HIGHS**

Receptions: 2 vs. Northwestern State, 2011

Yards: 20 vs. Northwestern State, 2011

Touchdowns: 0

Long: 13, twice (Last: vs. Northwestern State, 2011)

**WRIGHT'S CAREER RECEIVING STATS**

YEAR	G-GS	REC.	YDS.	TD	LG
2010	12-0	2	21	0	13
2011	7-0	4	34	0	13
<b>Totals</b>	<b>19-0</b>	<b>5</b>	<b>55</b>	<b>0</b>	<b>13</b>

## THE LAST TIME LSU ... (ALL GAMES)

### Scoring

Scored 30 or more points .....	38 at Tennessee (10/15/11)
Scored 40 or more points .....	41 vs. Florida (10/8/11)
Scored 50 or more points .....	51 vs. UL-Monroe (11/13/10)
Scored 60 or more points .....	63 vs. Kentucky (11/1/97)
Scored 70 or more points .....	70 vs. Arkansas State (10/12/90)

### Total Offense

Had more than 400 total yards .....	453 vs. Florida (10/8/11)
Had more than 450 total yards .....	453 vs. Florida (10/8/11)
Had more than 500 total yards .....	595 vs. Louisiana Tech (11/10/07)
Had more than 550 total yards .....	595 vs. Louisiana Tech (11/10/07)
Had more than 600 total yards .....	653 vs. Louisiana Tech (11/1/03)
Had more than 650 total yards .....	653 vs. Louisiana Tech (11/1/03)
Had more than 700 total yards .....	746 vs. Rice (9/24/77)

### Rushing Offense

Rushed for 150 or more yards .....	237 at Tennessee (10/15/11)
Rushed for 200 or more yards .....	237 at Tennessee (10/15/11)
Rushed for 250 or more yards .....	237 at Tennessee (10/15/11)
Rushed for 300 or more yards .....	321 vs. Louisiana Tech (11/10/07)
Rushed for 350 or more yards .....	360 vs. Ole Miss (11/20/04)
Rushed for 400 or more yards .....	400 vs. Kentucky (11/1/97)
Rushed for 425 or more yards .....	433 vs. Houston (9/7/96)
Rushed for 500 or more yards .....	503 vs. Oregon (10/22/77)

### Passing Offense

Passed for 250 or more yards .....	258 vs. Ole Miss (11/20/10)
Passed for 300 or more yards .....	309 vs. Georgia (10/25/08)
Passed for 350 or more yards .....	388 at Alabama (11/3/07)
Passed for 400 or more yards .....	444 vs. Illinois (1/1/02 - Sugar Bowl)
Passed for 450 or more yards .....	528 at Alabama (11/3/01)
Passed for 500 or more yards .....	528 at Alabama (11/3/01)

### Scoring Defense

Allowed 0 points .....	0 vs. UL-Monroe (11/13/10)
Allowed 3 or fewer points .....	3 vs. Northwestern State (9/10/11)
Allowed 7 or fewer points .....	7 at Tennessee (10/15/11)
Allowed 10 or fewer points .....	7 at Tennessee (10/15/11)
Allowed 14 or fewer points .....	7 at Tennessee (10/15/11)

### Total Defense

Allowed fewer than 75 total yards .....	70 vs. UL-Lafayette (10/5/02)
Allowed fewer than 100 total yards .....	95 vs. Northwestern State (9/10/11)
Allowed fewer than 125 total yards .....	95 vs. Northwestern State (9/10/11)
Allowed fewer than 150 total yards .....	95 vs. Northwestern State (9/10/11)
Allowed fewer than 175 total yards .....	155 vs. Kentucky (10/1/11)
Allowed fewer than 200 total yards .....	155 vs. Kentucky (10/1/11)
Allowed fewer than 225 total yards .....	213 vs. Florida (10/8/11)
Allowed fewer than 250 total yards .....	239 at Tennessee (10/15/11)
Allowed fewer than 275 total yards .....	239 at Tennessee (10/15/11)
Allowed fewer than 300 total yards .....	239 at Tennessee (10/15/11)

### Rushing Defense

Allowed 0 or fewer yards .....	-4 vs. Northwestern State (9/10/11)
Allowed 10 or fewer yards .....	-4 vs. Northwestern State (9/10/11)
Allowed 20 or fewer yards .....	-4 vs. Northwestern State (9/10/11)
Allowed 30 or fewer yards .....	-4 vs. Northwestern State (9/10/11)
Allowed 40 or fewer yards .....	-4 vs. Northwestern State (9/10/11)
Allowed 50 or fewer yards .....	-4 vs. Northwestern State (9/10/11)
Allowed 60 or fewer yards .....	52 at Mississippi State (9/15/11)
Allowed 70 or fewer yards .....	70 at West Virginia (9/24/11)
Allowed 80 or fewer yards .....	70 at West Virginia (9/24/11)
Allowed 90 or fewer yards .....	89 vs. Kentucky (10/1/11)
Allowed 100 or fewer yards .....	89 vs. Kentucky (10/1/11)

## THE LAST TIME LSU ... (ALL GAMES)

### Passing Defense

Allowed 0 passing yards .....	0 vs. Alabama (11/6/71)
Allowed 50 or fewer yards .....	10 vs. North Texas (9/11/99)
Allowed 100 or fewer yards .....	100 vs. Florida (10/8/11)
Allowed 150 or fewer yards .....	128 at Tennessee (10/15/11)
Allowed 175 or fewer yards.....	128 at Tennessee (10/15/11)
Allowed 200 or fewer yards .....	128 at Tennessee (10/15/11)

### Individual Rushing

Had a player rush for 100 or more yards .....	109 by Spencer Ware vs. Florida (10/8/11)
Had a player rush for 150 or more yards .....	159 by Stevan Ridley vs. Vanderbilt (9/11/10)
Had a player rush for 200 or more yards.....	250 by Alley Broussard vs. Ole Miss (11/20/04)
Had a player rush for 225 or more yards .....	250 by Alley Broussard vs. Ole Miss (11/20/04)
Had a player rush for 2 or more TDs .....	2 by Spencer Ware vs. Florida (10/8/11)
Had a player rush for 3 or more TDs .....	3 by Stevan Ridley vs. Ole Miss (11/20/10)
Had a player rush for 4 or more TDs .....	4 by Domanick Davis vs. Illinois (1/1/02 - Sugar Bowl)
Had a player rush for 5 or more TDs .....	5 by Kevin Faulk at Kentucky (11/1/97)

### Individual Passing

Had a player pass for 200 or more yards.....	213 by Jarrett Lee at Mississippi State (9/15/11)
Had a player pass for 250 or more yards .....	254 by Jordan Jefferson vs. Ole Miss (11/20/10)
Had a player pass for 300 or more yards.....	353 by Matt Flynn at Alabama (11/3/07)
Had a player pass for 350 or more yards.....	353 by Matt Flynn at Alabama (11/3/07)
Had a player pass for 400 or more yards .....	444 by Rohan Davey vs. Illinois (1/1/02 - Sugar Bowl)
Had a player pass for 450 or more yards.....	528 by Rohan Davey at Alabama (11/3/01)
Had a player pass for 500 or more yards .....	528 by Rohan Davey at Alabama (11/3/01)
Had a player pass for 2 or more TDs .....	3 by Jordan Jefferson vs. Texas A&M (1/7/11 - Cotton Bowl)
Had a player pass for 3 or more TDs .....	3 by Jordan Jefferson vs. Texas A&M (1/7/11 - Cotton Bowl)
Had a player pass for 4 or more TDs.....	4 by Matt Flynn vs. Ohio State (1/7/08 - BCS Championship)
Had a player complete 20 passes.....	21 by Jarrett Lee at Mississippi State (9/15/11)
Had a player complete 25 passes .....	31 by Rohan Davey vs. Illinois (1/1/02 - Sugar Bowl)
Had a player complete 30 passes.....	31 by Rohan Davey vs. Illinois (1/1/02 - Sugar Bowl)
Had a player complete 35 passes .....	35 by Rohan Davey at Alabama (11/3/02)
Had a player complete 15 straight passes .....	17 by Rohan Davey vs. Arkansas-6 (11/26/99), vs. Western Carolina-11 (9/2/00)
.....	17 by Matt Mauck vs. Arizona-11(9/6/03), vs. Western Illinois-6 (9/13/03)
Had a player throw 30 passes.....	37 by Jordan Jefferson at Ole Miss (11/21/09)
Had a player throw 35 passes.....	37 by Jordan Jefferson at Ole Miss (11/21/09)
Had a player throw 40 passes .....	47 by Matt Flynn vs. Arkansas (11/23/07)
Had a player throw 45 passes .....	47 by Matt Flynn vs. Arkansas (11/23/07)
Had a player throw 50 passes .....	53 by Rohan Davey vs. Illinois (1/1/02 - Sugar Bowl)

### Individual Receiving

Had a player with 10 or more receptions in a game.....	12 by Brandon LaFell vs. Troy (11/15/08)
Had a player with 11 or more receptions in a game .....	12 by Brandon LaFell vs. Troy (11/15/08)
Had a player with 12 or more receptions in a game .....	12 by Brandon LaFell vs. Troy (11/15/08)
Had a player with 13 or more receptions in a game .....	14 by Josh Reed vs. Illinois (1/1/02 - Sugar Bowl)
Had a player with 14 or more receptions in a game .....	14 by Josh Reed vs. Illinois (1/1/02 - Sugar Bowl)
Had a player with 15 or more receptions in a game .....	19 by Josh Reed at Alabama (11/3/01)
Had a player receive 100 or more yards.....	127 by Rueben Randle vs. Florida (10/8/11)
Had a player receive 150 or more yards .....	162 by Michael Clayton vs. Western Illinois (9/13/03)
Had a player receive 200 or more yards .....	201 by Devery Henderson at Kentucky (11/9/02)
Had a player receive 250 or more yards.....	293 by Josh Reed at Alabama (11/3/01)
Had a player receive for 2 or more TDs .....	3 by Terrence Toliver vs. Texas A&M (1/7/11 - Cotton Bowl)
Had a player receive for 3 or more TDs .....	3 by Terrence Toliver vs. Texas A&M (1/7/11 - Cotton Bowl)
Had a player receive for 4 or more TDs .....	4 by Tony Moss vs. Ohio University (9/30/89)
Had a player receive for 5 or more TDs .....	5 by Carlos Carson vs. Rice (9/24/77)

## THE LAST TIME LSU ... (ALL GAMES)

### Games against Ranked Teams

Beat a top 25 team .....	#17/18 Florida, 41-11, in Baton Rouge (10/8/11)
Beat a top 10 team .....	#3 Oregon, 40-27, in Cowboys Classic in Arlington, Texas (9/3/11)
Beat a top 5 team .....	#3 Oregon, 40-27, in Cowboys Classic in Arlington, Texas (9/3/11)
Beat an FBS No. 1 team (AP or Coaches Poll) .....	#1 Ohio State, 38-24 (1/7/08 - BCS Championship Game)
Beat an FBS No. 1 team (AP or Coaches Poll) at home .....	#1 Florida, 28-21 (10/11/97)
Beat a ranked opponent at home .....	#17/18 Florida, 41-11 (10/8/11)
Beat a ranked opponent on the road .....	#16 West Virginia in Morgantown (9/24/11)
Beat a ranked opponent at a neutral site .....	#3 Oregon, 40-27, in Cowboys Classic in Arlington, Texas (9/3/11)
Beat back-to-back ranked opponents .....	at #25 Mississippi State (9/15/11) & at #16 West Virginia (9/24/11)
Beat a ranked team in three straight games .....	11/23 - 1/1/02 vs. #22 Arkansas, #24 Auburn, #2 Tennessee (SEC CG), #7 Illinois (Sugar Bowl)
Beat a ranked team in four straight games .....	11/23 - 1/1/02 vs. #22 Arkansas, #24 Auburn, #2 Tennessee (SEC CG), #7 Illinois (Sugar Bowl)
Lost to a ranked opponent at home.....	#1 Florida, 13-13 (10/10/09)
Lost to a ranked opponent on the road .....	#12 Arkansas, 31-23 (11/27/10)
Lost to a ranked opponent at a neutral site.....	#11/9 Penn State, 19-17 (1/1/10)
Lost to an unranked opponent at home .....	Ole Miss, 31-13 (11/22/08)
Lost to an unranked opponent on the road .....	at Ole Miss, 25-23 (11/21/09)

### Special Situations

Won on the last play of the game.....	Tennessee, 16-14 (10/2/10); 1-yard run Stevan Ridley; untimed down 0:00 following UT flag for 12 men on field
Lost on the last play of the game .....	#1 Alabama, 27-21 OT (11/8/08); 1-yard run by QB John Parker Wilson in overtime
Came back and won from 10 or more down in 4th quarter .....	Troy, 40-31 (11/15/08); down 31-10 entering 4th quarter
Lost when leading by 10 or more in 4th quarter .....	Tennessee, 30-27 OT (9/26/05); led 24-7 entering fourth quarter
Lost when leading by 20 points or more .....	Tennessee, 30-27 OT (9/26/05); led 21-0 at halftime
Scored on the first play from scrimmage .....	Jordan Jefferson, 83-yard run vs. Tennessee (10/2/10)
A QB caught a pass on a designed play .....	Matt Flynn (35-yards from WR Early Doucet) at Alabama (11/3/07)
A RB threw a TD pass on a designated play .....	Spencer Ware (39 yards to Rueben Randle for a TD) at Auburn (10/23/10)
Had two RB rush for at least 100 yards each .....	Stevan Ridley (105 yds) and Spencer Ware (102 yds) vs. Texas A&M (1/7/11 - Cotton Bowl)

### Returns/Special Teams/Defense

Returned a KO for a TD .....	Morris Claiborne, 99 yards at West Virginia (9/24/11)
Returned a Punt for a TD .....	Patrick Peterson, 60 yards vs. West Virginia (9/25/10)
Returned an INT for a TD .....	Ron Brooks, 32 yards vs. UL-Monroe (11/13/10)
Returned 2 INTs for TDs.....	3 vs. Arkansas State (C. Raymond, D. Walkup, C. Buckels) (10/12/91)
Returned 3 INTs for TDs.....	3 vs. Arkansas State (C. Raymond, D. Walkup, C. Buckels) (10/12/91)
Recovered a fumble in endzone for a TD .....	Chuck Wiley, fumbled by Lance Tucker (11/8/97 at Alabama)
Returned a fumble for a TD .....	Tyrann Mathieu, 23-yard fumble return and recovery vs. Kentucky (10/1/11)
Scored two defensive TDs in a game .....	2 vs. UL-Monroe (R. Brooks, INT; L. Edwards, FUM) (11/13/10)
Faked a field goal for a touchdown .....	Colt David (kicker), 15 yard run (9/22/07 vs. South Carolina)
Faked a punt for a first down .....	Brad Wing, 44-yard run in first quarter vs. Florida (10/8/11)
Faked a field goal for a first down .....	Josh Jasper, 5-yard run in 4th quarter (10/9/10 at Florida)
A player kicked the PAT after scoring the TD .....	Colt David vs. South Carolina (9/22/07)
Blocked a FG .....	Patrick Peterson & Lazarius Levingston vs. West Virginia (9/25/10 - 28-yard first quarter attempt)
Returned a blocked FG for a TD .....	Patrick Peterson, 53 yards on the block of Ole Miss' 47-yard FG attempt (11/21/09)
Blocked a PAT (kick) .....	Mark Roman, attempt by Seth Hanson (10/17/98 vs. Kentucky)
Returned a PAT for a Defensive Extra Point .....	Mark Roman, kick attempt by Seth Hanson (10/17/98 vs. Kentucky)
Blocked a punt.....	Daniel Graff vs. Tulane (10/31/09)
Blocked a punt for a safety .....	Jarvis Green, on an Andy Smith punt (10/16/99 at Kentucky)
Returned a blocked punt for TD .....	Craig Steltz, 29 yard, off Jacob Hester's block at Arizona State (9/10/05)
Recovered an onside kick .....	at Ole Miss (11/21/09); recovered by Brandon LaFell with 1:16 left in fourth quarter
Recovered an onside kick to start the game .....	vs. Auburn (12/1/01)
Recorded a Safety (Team).....	vs. North Carolina (9/4/10); ball rolled out of endzone on punt attempt
Recorded a Safety (Individual tackle) .....	Drake Nevis at Alabama (11/7/09)
Recorded six interceptions.....	6 at Mississippi State (8/30/07)
Had a player record three interceptions.....	3 by Craig Steltz at Mississippi State (8/30/07)
Had a player record 15 tackles.....	19 by Ali Highsmith vs. Arkansas (11/23/07)
Had six sacks as a team .....	6 vs. Vanderbilt (9/11/10)

### Opponent Returns/Special Teams

Returned a KO for a TD .....	Andre Debose, 88 yards (10/9/10 at Florida)
Returned a Punt for a TD.....	Marshay Green, 44 yards (11/17/07 at Ole Miss)
Returned an INT for a TD .....	Terence Moore, 22 yards (11/15/08 by Troy)
Returned 3 INTs for TDs.....	3, by Alvis, Smith, Robinson (9/17/94 at Auburn)
Recovered a fumble in endzone for a TD .....	Chris Shelling (9/17/94 at Auburn)
Returned a fumble for a TD .....	Zeonte Sherman, 1 yard (9/6/03 at Arizona)
Blocked a FG .....	at Alabama (11/3/07)
Blocked a punt.....	Florida (10/8/11) in fourth quarter
Blocked two punts .....	2 at Virginia Tech (9/1/02)
Blocked a punt for a safety.....	blocked Donnie Jones (9/1/02 at Virginia Tech)
Recorded a Safety (Team).....	at Mississippi State (9/26/09)
Blocked a PAT (kick) .....	Ole Miss (11/18/06)
Returned a PAT for a Defensive Extra Point .....	Eric Kelly, off bad snap (10/17/98 vs. Kentucky)
Faked a field goal for a TD.....	Damon Duval, 1 yard run (9/18/99 vs. Auburn)
Recovered an onside kick .....	North Carolina (9/4/10)



## THE LAST TIME LSU ... (SEC GAMES)

### Scoring

Scored 30 or more points .....	38 at Tennessee (10/15/11)
Scored 35 or more points .....	38 at Tennessee (10/15/11)
Scored 40 or more points .....	41 vs. Florida (10/8/11)
Scored 45 or more points .....	48 vs. Arkansas (11/23/07)
Scored 50 or more points .....	51 vs. Mississippi State (9/25/04)
Scored 55 or more points .....	55 vs. Arkansas (11/28/03)
Scored 60 or more points .....	63 vs. Kentucky (11/1/97)

### Total Offense

Had more than 400 total yards .....	453 vs. Florida (10/8/11)
Had more than 450 total yards .....	453 vs. Florida (10/8/11)
Had more than 500 total yards .....	546 vs. Kentucky (10/14/06)
Had more than 550 total yards .....	599 vs. Mississippi State (9/25/04)
Had more than 600 total yards .....	611 vs. Alabama (11/13/01)

### Rushing Offense

Rushed for 150 or more yards .....	237 at Tennessee (10/15/11)
Rushed for 200 or more yards .....	237 at Tennessee (10/15/11)
Rushed for 250 or more yards .....	237 at Tennessee (10/15/11)
Rushed for 300 or more yards .....	360 vs. Ole Miss (11/20/04)
Rushed for 350 or more yards .....	360 vs. Ole Miss (11/20/04)
Rushed for 400 or more yards .....	400 vs. Kentucky (11/1/97)
Rushed for 425 or more yards .....	426 vs. Ole Miss (10/30/76)

### Passing Offense

Passed for 250 or more yards .....	258 vs. Ole Miss (11/20/10)
Passed for 300 or more yards .....	309 vs. Georgia (10/25/08)
Passed for 350 or more yards .....	388 at Alabama (11/3/07)
Passed for 400 or more yards .....	528 vs. Alabama (11/3/01)
Passed for 450 or more yards .....	528 vs. Alabama (11/3/01)
Passed for 500 or more yards .....	528 vs. Alabama (11/3/01)

### Scoring Defense

Allowed 0 points .....	0 at Mississippi State (8/30/07)
Allowed 3 or fewer points .....	3 vs. Vanderbilt (9/11/10)
Allowed 7 or fewer points .....	7 at Tennessee (10/15/11)
Allowed 10 or fewer points .....	7 at Tennessee (10/15/11)
Allowed 14 or fewer points .....	7 at Tennessee (10/15/11)

### Total Defense

Allowed fewer than 100 total yards .....	90 vs. Auburn (10/13/73)
Allowed fewer than 125 total yards .....	114 vs. Kentucky (10/19/85)
Allowed fewer than 150 total yards .....	135 vs. Vanderbilt (9/11/10)
Allowed fewer than 175 total yards .....	135 vs. Vanderbilt (9/11/10)
Allowed fewer than 200 total yards .....	193 at Mississippi State (9/15/11)
Allowed fewer than 225 total yards .....	213 vs. Florida (10/8/11)
Allowed fewer than 250 total yards .....	239 at Tennessee (10/15/11)
Allowed fewer than 275 total yards .....	239 at Tennessee (10/15/11)
Allowed fewer than 300 total yards .....	239 at Tennessee (10/15/11)

### Rushing Defense

Allowed 0 or fewer yards .....	0 at South Carolina (10/18/03)
Allowed 10 or fewer yards .....	10 at Mississippi State (8/30/07)
Allowed 20 or fewer yards .....	20 at Alabama (11/3/07)
Allowed 30 or fewer yards .....	20 at Alabama (11/3/07)
Allowed 40 or fewer yards .....	39 at South Carolina (10/18/08)
Allowed 50 or fewer yards .....	45 at Georgia (10/3/09)
Allowed 60 or fewer yards .....	52 at Mississippi State (9/15/11)
Allowed 70 or fewer yards .....	52 at Mississippi State (9/15/11)
Allowed 80 or fewer yards .....	52 at Mississippi State (9/15/11)
Allowed 90 or fewer yards .....	89 vs. Kentucky (10/1/11)
Allowed 100 or fewer yards .....	89 vs. Kentucky (10/1/11)

## THE LAST TIME LSU ... (SEC GAMES)

### Passing Defense

Allowed 0 passing yards.....	0 vs. Alabama (11/6/71)
Allowed 25 or fewer passing yards.....	23 at Alabama (11/27/93)
Allowed 50 or fewer passing yards.....	23 at Alabama (11/27/93)
Allowed 75 or fewer passing yards.....	66 vs. Kentucky (10/1/11)
Allowed 100 or fewer passing yards.....	100 vs. Florida (10/8/11)
Allowed 125 or fewer passing yards.....	100 vs. Florida (10/8/11)
Allowed 150 or fewer passing yards.....	128 at Tennessee (10/15/11)
Allowed 175 or fewer passing yards.....	128 at Tennessee (10/15/11)
Allowed 200 or fewer passing yards.....	128 at Tennessee (10/15/11)

### Rushing

Had a player rush for 100 or more yards.....	109 by Spencer Ware vs. Florida (10/8/11)
Had a player rush for 125 or more yards.....	159 by Stevan Ridley vs. Vanderbilt (9/11/10)
Had a player rush for 150 or more yards.....	159 by Stevan Ridley vs. Vanderbilt (9/11/10)
Had a player rush for 175 or more yards.....	250 by Alley Broussard vs. Ole Miss (11/20/04)
Had a player rush for 200 or more yards.....	250 by Alley Broussard vs. Ole Miss (11/20/04)
Had a player rush for 225 or more yards.....	250 by Alley Broussard vs. Ole Miss (11/20/04)
Had a player rush for 2 or more TDs.....	2 by Spencer Ware vs. Florida (10/8/11)
Had a player rush for 3 or more TDs.....	3 by Stevan Ridley vs. Ole Miss (11/20/10)
Had a player rush for 4 or more TDs.....	5 by Kevin Faulk at Kentucky (11/1/97)
Had a player rush for 5 or more TDs.....	5 by Kevin Faulk at Kentucky (11/1/97)

### Passing

Had a player pass for 200 or more yards.....	213 by Jarrett Lee at Mississippi State (9/15/11)
Had a player pass for 225 or more yards.....	254 by Jordan Jefferson vs. Ole Miss (11/20/10)
Had a player pass for 250 or more yards.....	254 by Jordan Jefferson vs. Ole Miss (11/20/10)
Had a player pass for 275 or more yards.....	287 by Jarrett Lee vs. Georgia (10/25/08)
Had a player pass for 300 or more yards.....	353 by Matt Flynn at Alabama (11/3/07)
Had a player pass for 325 or more yards.....	353 by Matt Flynn at Alabama (11/3/07)
Had a player pass for 350 or more yards.....	353 by Matt Flynn at Alabama (11/3/07)
Had a player pass for 375 or more yards.....	528 by Rohan Davey at Alabama (11/3/01)
Had a player pass for 400 or more yards.....	528 by Rohan Davey at Alabama (11/3/01)
Had a player pass for 425 or more yards.....	528 by Rohan Davey at Alabama (11/3/01)
Had a player pass for 450 or more yards.....	528 by Rohan Davey at Alabama (11/3/01)
Had a player pass for 500 or more yards.....	528 by Rohan Davey at Alabama (11/3/01)
Had a player pass for 2 or more TDs.....	2 by Jarrett Lee at Florida (10/9/10)
Had a player pass for 3 or more TDs.....	3 by Jarrett Lee vs. Georgia (10/25/08)
Had a player pass for 4 or more TDs.....	4 by Matt Mauck vs. Arkansas (11/28/03)
Had a player complete 20 passes.....	21 by Jarrett Lee at Mississippi State (9/15/11)
Had a player complete 25 passes.....	35 by Rohan Davey at Alabama (11/3/01)
Had a player complete 30 passes.....	35 by Rohan Davey at Alabama (11/3/01)
Had a player complete 35 passes.....	35 by Rohan Davey at Alabama (11/3/01)
Had a player throw 30 passes.....	37 by Jordan Jefferson at Ole Miss (11/21/09)
Had a player throw 35 passes.....	37 by Jordan Jefferson at Ole Miss (11/21/09)
Had a player throw 40 passes.....	47 by Matt Flynn vs. Arkansas (11/23/07)
Had a player throw 45 passes.....	47 by Matt Flynn vs. Arkansas (11/23/07)
Had a player throw 50 passes.....	58 by Josh Booty vs. Auburn (9/18/99)

### Receiving

Had a player with 10 or more receptions in a game.....	12 by Michael Clayton at Alabama (11/15/03)
Had a player with 11 or more receptions in a game.....	12 by Michael Clayton at Alabama (11/15/03)
Had a player with 12 or more receptions in a game.....	12 by Michael Clayton at Alabama (11/15/03)
Had a player with 13 or more receptions in a game.....	19 by Josh Reed at Alabama (11/3/01)
Had a player with 14 or more receptions in a game.....	19 by Josh Reed at Alabama (11/3/01)
Had a player with 15 or more receptions in a game.....	19 by Josh Reed at Alabama (11/3/01)
Had a player receive 100 or more yards.....	127 by Rueben Randle vs. Florida (10/8/11)
Had a player receive 125 or more yards.....	127 by Rueben Randle vs. Florida (10/8/11)
Had a player receive 150 or more yards.....	201 by Devery Henderson at Kentucky (11/9/02)
Had a player receive 175 or more yards.....	201 by Devery Henderson at Kentucky (11/9/02)
Had a player receive 200 or more yards.....	201 by Devery Henderson at Kentucky (11/9/02)
Had a player receive 250 or more yards.....	293 by Josh Reed at Alabama (11/3/01)
Had a player receive 2 or more TDs.....	2 by Terrence Toliver at Florida (10/9/10)
Had a player receive 3 or more TDs.....	3 by Dwayne Bowe vs. Kentucky (10/14/06)

## TURNOVERS

Opponent	Forced by LSU					Forced By Opponent			
	Fum	Int	Tot	Pts Off	Margin	Fum	Int	Tot	Pts Off
vs. Oregon	3	1	4	21	3	1	0	1	3
Northwestern State	0	1	1	7	0	1	0	1	0
at Mississippi State	0	2	2	3	1	0	1	1	0
at West Virginia	2	2	4	21	4	0	0	0	0
Kentucky	1	0	1	7	1	0	0	0	0
Florida	0	2	2	0	2	0	0	0	0
at Tennessee	0	2	2	7	2	0	0	0	0
Auburn									
at Alabama									
Western Kentucky									
at Ole Miss									
Arkansas									
<b>TOTALS</b>	<b>6</b>	<b>10</b>	<b>16</b>	<b>66</b>	<b>11</b>	<b>2</b>	<b>1</b>	<b>3</b>	<b>3</b>

## LSU BIG PLAYS

Opponent	Rushing				Passing				Special Teams	
	15+	20+	30+	40+	20+	30+	40+	50+	Block	Ret. TD
vs. Oregon	2	1	0	0	1	0	0	0	0	0
Northwestern State	2	1	0	0	3	1	1	0	0	0
at Mississippi State	1	1	0	0	2	1	0	0	0	0
at West Virginia	4	1	0	0	2	2	0	0	0	1
Kentucky	0	0	0	0	4	2	1	1	0	0
Florida	3	2	1	1	5	3	2	1	0	0
at Tennessee	2	0	0	0	1	1	0	0	0	0
Auburn										
at Alabama										
Western Kentucky										
at Ole Miss										
Arkansas										
<b>TOTALS</b>	<b>14</b>	<b>6</b>	<b>1</b>	<b>1</b>	<b>18</b>	<b>10</b>	<b>4</b>	<b>2</b>	<b>0</b>	<b>1</b>

## OPPONENT BIG PLAYS

OPPONENT	Rushing				Passing				Special Teams	
	15+	20+	30+	40+	20+	30+	40+	50+	Block	Ret. TD
vs. Oregon	0	0	0	0	0	0	0	0	0	0
Northwestern State	0	0	0	0	1	0	0	0	0	0
at Mississippi State	0	0	0	0	2	0	0	0	0	0
at West Virginia	0	0	0	0	5	2	1	1	0	0
Kentucky	1	0	0	0	0	0	0	0	0	0
Florida	2	1	0	0	1	1	1	1	1	0
at Tennessee	2	0	0	0	3	2	1	0	0	0
Auburn										
at Alabama										
Western Kentucky										
at Ole Miss										
Arkansas										
<b>TOTALS</b>	<b>5</b>	<b>1</b>	<b>0</b>	<b>0</b>	<b>12</b>	<b>5</b>	<b>3</b>	<b>2</b>	<b>1</b>	<b>0</b>

## LSU SCORING DRIVES

OPPONENT	No.	Plays	Yards	Time	For TD	Plays	Yards	Time
vs. Oregon	6	7	37.7	3:04	4	7	45.3	3:07
Northwestern State	7	7.4	54.4	3:15	7	7	54.4	3:15
at Mississippi State	5	9.2	56.6	4:47	1	7	80	3:04
at West Virginia	6	6.2	56.4	2:49	6	6.2	56.4	2:49
Kentucky	4	8	61.8	3:25	4	8	61.8	3:25
Florida	7	6.7	55.6	3:23	5	5.8	61.8	3:10
at Tennessee	6	8.8	56	4:42	5	9.4	54.2	5:23
Auburn								
at Alabama								
Western Kentucky								
at Ole Miss								
Arkansas								
<b>TOTALS</b>	<b>47</b>	<b>6.6</b>	<b>46.8</b>	<b>3:34</b>	<b>32</b>	<b>7.2</b>	<b>56.5</b>	<b>3:25</b>

## FIELD POSITION

Opponent	LSU			
	No. of Drives	Avg. Start	Inside 20	Past 50
vs. Oregon	15	Own 40	2	7
Northwestern State	12	Own 43	1	4
at Mississippi State	11	Own 25	4	1
at West Virginia	15	Own 48	0	3
Kentucky	12	Own 29	2	1
Florida	12	Own 35	3	2
at Tennessee	10	Own 40	2	2
Auburn				
at Alabama				
Western Kentucky				
at Ole Miss				
Arkansas				
<b>TOTALS</b>	<b>87</b>	<b>Own 38</b>	<b>14</b>	<b>20</b>

Opponent	Opponents			
	No. of Drives	Avg. Start	Inside 20	Past 50
vs. Oregon	15	Own 28	5	1
Northwestern State	13	Own 26	2	1
at Mississippi State	11	Own 31	2	0
at West Virginia	15	Own 15	9	0
Kentucky	14	Own 25	1	0
Florida	12	Own 27	3	0
at Tennessee	11	Own 24	3	1
Auburn				
at Alabama				
Western Kentucky				
at Ole Miss				
Arkansas				
<b>TOTALS</b>	<b>91</b>	<b>Own 25</b>	<b>25</b>	<b>3</b>

## DRIVE STATISTICS

Opponent	No.	LSU					
		3 & Out	Pct.	Score	Pct.	TD	Pct.
vs. Oregon	15	3	20.0	6	40.0	4	26.7
Northwestern State	12	3	25.0	7	58.3	7	58.2
at Mississippi State	11	1	9.0	5	45.5	1	9.0
at West Virginia	15	4	26.7	6	40.0	6	40.0
Kentucky	12	5	38.5	4	30.7	4	30.7
Florida	12	1	8.3	7	58.3	5	38.5
at Tennessee	10	1	10.0	6	60.0	5	50.0
Auburn							
at Alabama							
Western Kentucky							
at Ole Miss							
Arkansas							
<b>TOTALS</b>	<b>87</b>	<b>18</b>	<b>20.7</b>	<b>41</b>	<b>47.1</b>	<b>32</b>	<b>36.8</b>

Opponent	No.	Opponents					
		3 & Out	Pct.	Score	Pct.	TD	Pct.
vs. Oregon	15	3	20.0	5	33.3	3	20.0
Northwestern State	13	4	30.7	1	7.7	0	0
at Mississippi State	11	5	45.5	2	18.2	0	0
at West Virginia	15	1	6.7	3	20.0	3	20.0
Kentucky	14	8	57.2	1	7.1	1	7.1
Florida	12	6	50.0	2	16.6	1	8.3
at Tennessee							
Auburn							
at Alabama							
Western Kentucky							
at Ole Miss							
Arkansas							
<b>TOTALS</b>	<b>80</b>	<b>27</b>	<b>33.8</b>	<b>14</b>	<b>17.5</b>	<b>8</b>	<b>10.0</b>

## IN THE RED ZONE

Opponent	LSU					
	Inside 20	TD	Run/Pass	TD Pct.	FG	Score Pct.
vs. Oregon	5	4	3/1	80.0	1	20.0
Northwestern State	7	7	5/2	100	0	0
at Mississippi State	3	1	0/1	33.3	2	66.7
at West Virginia	5	4	2/2	80.0	0	0
Kentucky	3	3	2/1	100	0	0
Florida	6	4	3/1	66.7	2	33.3
at Tennessee	6	5	3/2	83.3	1	16.7
Auburn						
at Alabama						
Western Kentucky						
at Ole Miss						
Arkansas						
<b>TOTALS</b>	<b>35</b>	<b>28</b>	<b>18/10</b>	<b>80.0</b>	<b>6</b>	<b>17.1</b>

Opponent	Opponents					
	Inside 20	TD	Run/Pass	TD Pct.	FG	Score Pct.
vs. Oregon	5	3	2/1	60.0	2	40.0
Northwestern State	0	0	0	0	0	0
at Mississippi State	3	0	0	0	2	66.7
at West Virginia	3	3	1/2	100	0	0
Kentucky	1	1	0/1	100	0	0
Florida	1	0	0	0	1	100
at Tennessee	1	1	1/0	100	0	0
Auburn						
at Alabama						
Western Kentucky						
at Ole Miss						
Arkansas						
<b>TOTALS</b>	<b>14</b>	<b>8</b>	<b>4/4</b>	<b>57.1</b>	<b>5</b>	<b>35.7</b>

## 3RD DOWN AND ...

	LSU												
Yards	UO	NW	MSU	WVU	UK	UF	UT	AU	UA	WKU	UM	Ark.	Total
1-3	2/2	5/5	4/4	3/5	1/5	4/7	2/4						21/33
4-6	2/2	3/5	0/5	2/4	1/2	1/3	2/2						11/23
7-9	1/4	1/1	0/1	2/5	3/6	1/1	1/4						9/22
10-14	1/7	0/1	0/1	0/1	0/2	0/2	1/2						2/16
15+	0/0	1/2	0/1	1/1	0/0	0/0	0/0						2/4
4+	4/13	5/9	0/8	5/11	5/10	1/6	4/8						24/65
7+	2/11	2/4	0/3	3/7	4/7	1/3	2/6						14/41
10+	1/7	1/3	0/2	1/2	1/2	0/2	1/2						5/20
TOT	6/15	9/14	4/12	8/16	5/15	6/13	6/12						44/95

Yards	Opponents												Total
	UO	NW	MSU	WVU	UK	UF	UT	AU	UA	WKU	UM	Ark.	
1-3	5/6	1/1	1/2	2/3	0/2	0/2	1/2						10/17
4-6	2/5	1/4	1/2	1/3	0/2	0/2	1/2						6/19
7-9	0/1	0/3	2/3	1/1	3/8	2/4	1/2						9/23
10-14	2/5	0/6	1/3	3/8	0/2	0/3	1/1						5/21
15+	0/2	0/2	1/4	0/2	0/1	0/0	0/3						1/12
4+	4/13	1/15	4/12	5/14	3/13	2/9	3/8						20/70
7+	2/8	0/1	14/10	4/11	3/12	2/7	2/6						13/54
10+	2/7	0/7	2/7	3/11	0/3	0/3	1/4						5/41
TOT	9/19	2/16	6/14	7/17	3/15	2/11	4/10						33/102

## DRIVE SUPERLATIVES

### Longest Drive

No. of Plays	<b>LSU</b> 16 (several) last vs. Tennessee; results in TD
By No. of Yards	99 (16p, 8:44) vs. Tennessee; results in TD
By Time of Possession	8:44 (16p, 99 yds) vs. Tennessee; results in TD

### Shortest Drive

By No. of Plays	<b>LSU</b> 2 (several), last vs Tennessee; results in TD
By No. of Yards	1 (2p, 0:11) vs West Virginia; results in TD
By Time of Possession	0:11 (2p, 1 yd) vs. West Virginia; results in TD

### Opponents

19 by Oregon (79 yds, 7:41); results in TD
90 by West Virginia (5p, 1:23); results in TD
7:41 by Oregon (19p, 79 yards); results in TD

### Opponents

1 (several), last by Florida; results in Interception
0 (several) last by Mississippi State; results in Interception
0:07 (1p,0yds) by Mississippi State; results in Interception

## LSU DRIVE CHARTS

### vs. Oregon

Qtr.	Time	Start	PI-Yds	TOP	Result
1st	13:49	ORE 29	6-12	2:35	FIELD GOAL
1st	10:23	LSU 16	3-4	2:14	Punt
1st	3:39	LSU 29	6-(9)	2:27	Fumble
1st	0:42	LSU 20	4-11	0:59	Punt
2nd	14:43	LSU 45	3-3	0:57	Punt
2nd	5:10	LSU 10	12-75	4:26	TOUCHDOWN
3rd	14:51	LSU 20	7-30	2:47	Punt
3rd	10:41	LSU 36	3-(1)	1:41	Punt
3rd	8:10	ORE 24	5-24	1:55	TOUCHDOWN
3rd	6:15	ORE 41	6-41	3:12	TOUCHDOWN
3rd	2:32	ORE 48	8-33	3:25	FIELD GOAL
4th	9:06	LSU 13	3-6	2:38	PUNT
4th	5:48	ORE 41	5-41	2:56	TOUCHDOWN
4th	0:12	ORE 40	1-(2)	0:12	End of Half

### Northwestern State

Qtr.	Time	Start	PI-Yds	TOP	Result
1st	10:57	LSU 33	6-67	2:54	TOUCHDOWN
1st	3:41	LSU 14	3-(10)	2:16	Punt
2nd	13:56	LSU 37	8-63	4:06	TOUCHDOWN
2nd	9:03	NWLA 15	2-15	0:30	TOUCHDOWN
2nd	5:54	NWLA 40	4-8	1:48	Missed FG
2nd	0:50	LSU 48	5-52	0:30	TOUCHDOWN
3rd	14:57	LSU 41	6-59	2:18	TOUCHDOWN
3rd	8:34	NWLA 49	3-4	0:47	Punt
3rd	6:33	LSU 43	10-57	3:57	TOUCHDOWN
3rd	0:49	LSU 32	15-68	8:13	TOUCHDOWN
4th	6:13	NWLA 45	2-7	0:56	Fumble
4th	4:13	LSU 25	3-5	2:31	Punt

### at Mississippi State

Qtr.	Time	Start	PI-Yds	TOP	Result
1st	13:10	LSU 19	16-77	7:28	FIELD GOAL
1st	00:00	LSU 28	6-29	3:45	Punt
2nd	5:53	LSU 5	10-70	4:35	FIELD GOAL
2nd	0:07	LSU 24	1-(2)	0:07	End of Half
3rd	14:52	LSU 10	6-18	3:10	Punt
3rd	11:35	LSU 22	3-(13)	3:15	Punt
3rd	5:20	LSU 27	9-49	5:20	FIELD GOAL
4th	15:00	LSU 20	7-80	3:04	TOUCHDOWN
4th	11:03	LSU 28	2-3	0:55	Interception
4th	9:25	LSU 21	5-38	3:44	Punt
4th	5:02	MSU 19	4-7	2:09	FIELD GOAL

## OPPONENT DRIVE CHARTS

### vs. Oregon

Qtr.	Time	Start	PI-Yds	TOP	Result
1st	15:00	ORE 13	5-(7)	1:11	Punt
1st	11:08	ORE 35	3-1	0:45	Punt
1st	8:09	ORE 50	12-39	4:14	FIELD GOAL
1st	1:12	LSU 20	4-7	0:30	FIELD GOAL
2nd	14:43	ORE 12	2-(1)	0:49	Interception
2nd	12:57	ORE 21	19-79	7:41	TOUCHDOWN
2nd	0:40	ORE 26	2-7	0:40	End of Half
3rd	12:04	ORE 23	3-(3)	1:23	Punt
3rd	9:00	ORE 06	3-18	0:50	Fumble
3rd	2:57	ORE 10	3-0	0:25	Punt
4th	14:01	ORE 32	13-68	4:47	TOUCHDOWN
4th	6:28	ORE 36	4-5	0:40	Downs
4th	2:46	ORE 30	11-70	2:33	TOUCHDOWN

### Northwestern State

Qtr.	Time	Start	PI-Yds	TOP	Result
1st	15:00	NWLA 24	6-11	4:03	Punt
1st	7:56	NWLA 37	6-23	4:15	Punt
1st	1:25	LSU 39	6-12	2:25	FIELD GOAL
2nd	9:45	NWLA 20	3-(1)	0:42	Interception
2nd	8:27	NWLA 24	3-(5)	2:33	Punt
2nd	4:06	NWLA 32	8-20	3:16	Downs
2nd	0:15	NWLA 18	1-0	0:15	End of Half
3rd	12:32	NWLA 24	7-24	3:58	Downs
3rd	7:47	NWLA 11	5-11	1:14	Punt
3rd	2:29	NWLA 21	3-(2)	1:40	Punt
4th	7:29	NWLA 14	3-5	1:16	Punt
4th	5:17	NWLA 39	3-(3)	1:04	Punt
4th	1:42	NWLA 16	3-1	1:42	End of Half

### at Mississippi State

Qtr.	Time	Start	PI-Yds	TOP	Result
1st	15:00	MSU 36	3-(7)	1:50	Punt
1st	5:37	MSU 34	14-57	5:33	FIELD GOAL
2nd	11:15	MSU 8	13-54	5:22	Punt
2nd	1:13	MSU 32	3-8	1:06	Punt
3rd	11:42	MSU 40	1-0	0:07	Interception
3rd	8:20	MSU 50	7-25	2:54	FIELD GOAL
3rd	1:46	MSU 39	3-12	1:46	Punt
4th	11:49	MSU 30	3-4	0:46	Punt
4th	10:08	MSU 43	3-(5)	0:43	Punt
4th	5:41	MSU 20	2-(10)	0:39	Interception
4th	2:48	MSU 26	9-59	2:48	End of Half



## LSU DRIVE CHARTS

### at West Virginia

Qtr.	Time	Start	Pl-Yds	TOP	Result
1st	13:27	LSU 42	8-58	3:22	TOUCHDOWN
1st	9:01	LSU 50	3-6	1:49	Punt
1st	4:31	LSU 50	7-50	2:42	TOUCHDOWN
2nd	12:24	LSU 30	6-14	2:26	Punt
2nd	8:26	LSU 39	3-61	1:29	TOUCHDOWN
2nd	5:28	LSU 34	3-1	1:00	Punt
2nd	3:36	LSU 44	3-8	2:02	Punt
2nd	0:38	WVU 01	2-1	0:11	TOUCHDOWN
3rd	15:00	LSU 38	9-49	4:07	Missed FG
3rd	8:36	LSU 40	3-1	1:31	Punt
3rd	5:02	LSU 24	5-16	2:23	Punt
4th	14:12	LSU 43	9-57	4:17	TOUCHDOWN
4th	7:59	LSU 45	8-55	4:56	TOUCHDOWN
4th	0:41	LSU 45	1-1	0:41	End of Half

### Kentucky

Qtr.	Time	Start	Pl-Yds	TOP	Result
1st	15:00	LSU 30	3-3	0:59	Punt
1st	12:43	LSU 32	12-68	5:37	TOUCHDOWN
1st	5:30	LSU 37	5-10	1:32	Punt
1st	2:57	LSU 22	3-9	2:21	Punt
2nd	14:49	LSU 36	3-3	1:01	Punt
2nd	11:57	LSU 36	4-64	0:43	TOUCHDOWN
2nd	8:56	LSU 14	8-40	3:42	Punt
2nd	2:30	LSU 21	3-9	1:37	Punt
3rd	13:19	LSU 32	10-68	5:12	TOUCHDOWN
3rd	2:37	LSU 28	7-30	3:37	Punt
4th	12:55	UK 47	6-47	2:16	TOUCHDOWN
4th	4:14	LSU 15	3-8	2:28	Punt

### Florida

Qtr.	Time	Start	Pl-Yds	TOP	Result
1st	12:39	LSU 50	2-50	0:44	TOUCHDOWN
1st	10:06	LSU 43	8-57	3:26	TOUCHDOWN
1st	2:10	UF 47	8-29	3:48	FIELD GOAL
2nd	12:02	LSU 47	5-15	2:50	Punt
2nd	7:33	UF 45	2-45	0:43	TOUCHDOWN
3rd	14:54	LSU 19	6-21	3:42	Punt
3rd	9:46	LSU 44	10-51	5:06	FIELD GOAL
3rd	3:13	LSU 18	3-9	2:24	Punt
3rd	0:36	LSU 19	6-81	3:16	TOUCHDOWN
4th	12:05	LSU 20	4-19	2:44	Punt
4th	8:06	LSU 24	11-76	6:39	TOUCHDOWN

### at Tennessee

Qtr.	Time	Start	Pl-Yds	TOP	Result
1st	13:29	LSU 16	4-17	2:14	Punt
1st	8:18	LSU 34	5-16	2:06	Punt
1st	4:37	LSU 50	5-10	3:49	Punt
1st	0:09	UT 05	2-5	0:13	TOUCHDOWN
2nd	14:07	UT 36	7-36	4:06	TOUCHDOWN
2nd	8:37	LSU 45	3-2	1:43	Punt
2nd	2:16	LSU 34	6-65	2:01	FIELD GOAL
3rd	14:54	LSU 34	12-66	7:01	TOUCHDOWN
3rd	2:39	LSU 01	16-99	8:44	TOUCHDOWN
4th	7:43	LSU 35	10-65	6:08	TOUCHDOWN

## OPPONENT DRIVE CHARTS

### at West Virginia

Qtr.	Time	Start	Pl-Yds	TOP	Result
1st	15:00	WVU 29	4-15	1:33	Punt
1st	10:05	WVU 20	5-24	1:04	Fumble
1st	7:12	WVU 03	8-37	2:41	Interception
1st	1:44	WVU 27	12-73	4:14	TOUCHDOWN
2nd	9:58	WVU 04	4-18	1:32	Punt
2nd	6:53	WVU 16	5-18	1:25	Punt
2nd	4:28	WVU 05	3-4	0:52	Punt
2nd	1:34	WVU 11	5-14	0:56	Interception
2nd	0:23	WVU 27	3-23	0:23	End of Half
3rd	10:53	WVU 20	6-80	2:13	TOUCHDOWN
3rd	7:05	WVU 08	7-41	2:03	Punt
3rd	2:39	WVU 10	5-90	1:23	TOUCHDOWN
3rd	0:54	WVU 25	8-32	1:42	Downs
4th	9:55	WVU 20	6-35	1:56	Fumble
4th	2:58	WVU 02	6-14	2:17	Punt

### Kentucky

Qtr.	Time	Start	Pl-Yds	TOP	Result
1st	14:01	UK 31	3-7	1:18	Punt
1st	7:06	UK 20	3-5	1:36	Punt
1st	3:58	UK 12	3-2	1:01	Punt
1st	0:36	UK 27	3-(7)	0:47	Punt
2nd	13:48	UK 22	3-1	1:51	Punt
2nd	11:01	UK 41	4-10	2:05	Punt
2nd	5:14	UK 20	5-29	2:44	Punt
2nd	0:53	UK 25	4-8	0:53	End of Half
3rd	14:53	UK 30	3-2	1:34	Punt
3rd	8:07	UK 20	8-3	3:37	Fumble
3rd	4:24	UK 23	3-9	1:47	Punt
4th	14:00	UK 20	3-(9)	1:05	Punt
4th	10:31	UK 30	12-70	6:09	TOUCHDOWN
4th	1:46	UK 42	7-30	1:46	End of Half

### Florida

Qtr.	Time	Start	Pl-Yds	TOP	Result
1st	15:00	UF 19	3-8	2:21	Punt
1st	11:55	UF 20	3-4	1:49	Punt
1st	6:33	UF 19	10-29	4:23	Downs
2nd	13:16	UF 37	2-(12)	1:14	Interception
2nd	9:12	UF 02	3-8	1:39	Punt
2nd	6:50	UF 25	14-59	6:42	FIELD GOAL
3rd	11:12	UF 24	3-3	1:26	Punt
3rd	4:34	UF 43	3-3	1:21	Punt
3rd	0:49	UF 35	1-65	0:09	TOUCHDOWN
4th	12:13	UF 38	1-15	0:08	Interception
4th	9:21	UF 42	3-(3)	1:15	Punt
4th	1:21	UF 26	3-20	1:21	End of Half

### at Tennessee

Qtr.	Time	Start	Pl-Yds	TOP	Result
1st	15:00	UT 37	3-6	1:31	Punt
1st	11:15	UT 19	5-30	2:57	Punt
1st	6:12	UT 11	3-8	1:35	Punt
1st	0:48	UT 20	2-38	0:39	Interception
2nd	14:51	UT 11	3-(7)	0:44	Punt
2nd	9:52	UT 20	3-11	1:15	Interception
2nd	6:54	UT 20	10-80	4:30	TOUCHDOWN
2nd	0:15	UT 20	1-(2)	0:15	End of Half
3rd	7:46	UT 23	11-40	5:07	Punt
4th	8:44	LSU 37	4-2	1:01	Downs
4th	1:35	UT 20	4-24	1:35	End of Half

## LSU SUPERLATIVES

### Highs

<b>Points Scored</b>	49 vs. Northwestern State (9/10)
<b>Total Yards</b>	453 vs. Florida (10/8)
<b>Rushing Yards</b>	260 vs. Tennessee (10/15)
<b>Rushing Attempts</b>	52 vs. Tennessee (10/15)
<b>Rushing TDs</b>	5 Northwestern State (9/10)
<b>Passing Yards</b>	225 vs. Northwestern State (9/10)
<b>Passes Completed</b>	21 vs. Mississippi State (9/15)
<b>Passes Attempted</b>	28 vs. West Virginia (9/24)
<b>Passing TDs</b>	3 vs. West Virginia (9/24)
<b>Passes Intercepted</b>	1 vs. Mississippi State (9/15)
<b>First Downs</b>	24 vs. Tennessee (10/15)
<b>Penalties</b>	9 vs. Mississippi State (9/15) and Florida (10/8)
<b>Penalty Yards</b>	83 vs. Mississippi State (9/15)
<b>Sacks</b>	5 vs. Kentucky (10/1)

### Lows

<b>Points Scored</b>	19 vs. Mississippi State (9/15)
<b>Total Yards</b>	273 vs. Oregon (9/3)
<b>Rushing Yards</b>	148 vs. Mississippi State (9/15)
<b>Rushing Attempts</b>	38 vs. Mississippi State (9/15)
<b>Rushing TDs</b>	0 vs. Mississippi State (9/15)
<b>Passing Yards</b>	98 vs. Oregon (9/3)
<b>Passes Completed</b>	8 vs. Kentucky (10/1)
<b>Passes Attempted</b>	14 vs. Florida (10/8)
<b>Passing TDs</b>	1 vs. several
<b>Passes Intercepted</b>	0 vs. several
<b>First Downs</b>	18 vs. Kentucky (10/1)
<b>Penalties</b>	4 vs. Kentucky (10/1)
<b>Penalty Yards</b>	32 vs. Kentucky (10/1)
<b>Sacks</b>	0 vs. several

### Individual

<b>All-Purpose Yds</b>	154 by Morris Claiborne vs. West Virginia (9/24)
<b>Rushing Yards</b>	109 by Spencer Ware vs. several
<b>Rushing Carries</b>	26 by Spencer Ware vs. Oregon (9/3)
<b>Rushing TDs</b>	2 by Michael Ford and Spencer Ware vs. several
<b>Longest Rush</b>	44 by Brad Wing vs. Florida (10/8)
<b>Passing Yards</b>	213 by Jarrett Lee vs. vs. Mississippi State (9/15)
<b>Pass Completions</b>	21 by Jarrett Lee vs. Mississippi State (9/15)
<b>Passing Attempts</b>	28 by Jarrett Lee vs. West Virginia (9/24)
<b>Passes Intercepted</b>	1 by Jarrett Lee vs. Mississippi State (9/15)
<b>Passing TDs</b>	3 by Jarrett Lee vs. West Virginia (9/24)
<b>Longest Pass</b>	57 by Jarrett Lee vs. Florida (10/8)
<b>Receiving Yards</b>	127 by Rueben Randle vs. Florida (10/8)
<b>Receptions</b>	8 by Odell Beckham Jr. vs. Mississippi State (9/15)
<b>Receiving TDs</b>	1 by several
<b>Longest Reception</b>	57 by Rueben Randle vs. Florida (10/8)
<b>FG's Made</b>	4 by Drew Alleman vs. Mississippi State (9/15)
<b>FG's Attempted</b>	4 by Drew Alleman vs. Mississippi State (9/15)
<b>Longest FG Made</b>	44 yd by Drew Alleman vs. Oregon (9/3)
<b>PAT's</b>	5 by Drew Alleman vs. several
<b>Punts</b>	8 by Brad Wing vs. Kentucky (10/1)
<b>Punts Average</b>	48.7 by Brad Wing vs. West Virginia (9/24)
<b>Longest Punt</b>	60 by Brad Wing vs. West Virginia (9/24)
<b>Punt Return Yds</b>	34 by Tyrann Mathieu vs. West Virginia (9/24)
<b>Longest Punt Ret.</b>	31 by Jarvis Landry vs. Northwestern State (9/10)
<b>KO Return Yards</b>	154 by Morris Claiborne vs. West Virginia (9/24)
<b>Longest KO Ret.</b>	99 by Morris Claiborne vs. West Virginia (9/24)
<b>Total Tackles</b>	10 by Tyrann Mathieu vs. several; & B.Taylor vs. UT (10/15)
<b>Tackles for Loss</b>	3.5 by Bennie Logan vs. Mississippi State (9/15)
<b>Sacks</b>	1.5 by Sam Montgomery vs. Kentucky (10/1)
<b>Interceptions</b>	2 by Morris Claiborne vs. Mississippi State (9/15)
<b>Int. Return Yards</b>	89 by Morris Claiborne vs. Tennessee (10/15)

## OPPONENT SUPERLATIVES

### Highs

<b>Points Scored</b>	27 by Oregon (9/3)
<b>Total Yards</b>	553 by West Virginia (9/24)
<b>Rushing Yards</b>	113 by Florida (10/8)
<b>Rushing Attempts</b>	39 by Kentucky (10/1)
<b>Rushing TDs</b>	2 by Oregon (9/3)
<b>Passing Yards</b>	463 by West Virginia (9/24)
<b>Passes Completed</b>	38 by West Virginia (9/24)
<b>Passes Attempted</b>	65 by West Virginia (9/24)
<b>Passing TDs</b>	2 by West Virginia
<b>Passes Intercepted</b>	2 by several
<b>First Downs</b>	28 by West Virginia (9/24)
<b>Penalties</b>	12 by Oregon (9/3) and Florida (10/8)
<b>Penalty Yards</b>	95 by Oregon (9/3)
<b>Sacks</b>	1 by several

### Lows

<b>Points Scored</b>	3 by Northwestern State (9/10)
<b>Total Yards</b>	95 by Northwestern State (9/10)
<b>Rushing Yards</b>	-4 by Northwestern State (9/10)
<b>Rushing Attempts</b>	22 by West Virginia (9/24)
<b>Rushing TDs</b>	0 by several
<b>Passing Yards</b>	66 by Kentucky (10/1)
<b>Passes Completed</b>	6 by Tennessee (10/15)
<b>Passes Attempted</b>	16 by Florida (10/8)
<b>Passing TDs</b>	0 by several
<b>Passes Intercepted</b>	0 by Kentucky (10/1)
<b>First Downs</b>	9 by Florida (10/8)
<b>Penalties</b>	5 by Northwestern State (9/10)
<b>Penalty Yards</b>	23 by Kentucky (10/1)
<b>Sacks</b>	0 by West Virginia (9/24) and Kentucky (10/1)

### Individual

<b>All-Purpose Yds</b>	287 by Tavon Austin for West Virginia (9/24)
<b>Rushing Yards</b>	70 by Tauren Poole for Tennessee (10/15)
<b>Rushing Carries</b>	21 by Josh Clemons for Kentucky (10/1)
<b>Rushing TDs</b>	1 by several
<b>Longest Rush</b>	25 by Chris Rainey for Florida (10/8)
<b>Passing Yards</b>	463 by Geno Smith for West Virginia (9/24)
<b>Pass Completions</b>	38 by Geno Smith for West Virginia (9/24)
<b>Passing Attempts</b>	65 by Geno Smith for West Virginia (9/24)
<b>Passes Intercepted</b>	2 by several
<b>Passing TDs</b>	2 by Geno Smith for West Virginia (9/24)
<b>Longest Pass</b>	72 by Geno Smith for West Virginia (9/24)
<b>Receiving Yards</b>	187 by Tavon Austin for West Virginia (9/24)
<b>Receptions</b>	11 by Tavon Austin for West Virginia (9/24)
<b>Receiving TDs</b>	1 by several
<b>Longest Reception</b>	72 by Tavon Austin for West Virginia (9/24)
<b>FG's Made</b>	2 by several
<b>FG's Attempted</b>	2 by several
<b>Longest FG Made</b>	44 by John Shaughnessy for Northwestern State (9/10)
<b>PAT's</b>	3 by several
<b>Punts</b>	10 by Ryan Tydlacka for Kentucky (10/1)
<b>Punts Average</b>	47.2 by Jackson Rice for Oregon (9/3)
<b>Longest Punt</b>	64 by Ryan Tydlacka for Kentucky (10/1)
<b>Punt Return Yds</b>	9 by Randall Burden for Kentucky (10/1)
<b>Longest Punt Ret.</b>	8 by Kenjon Barner for Oregon (9/3)
<b>KO Return Yards</b>	100 by Tavon Austin for West Virginia (9/24)
<b>Longest KO Ret.</b>	60 by Devrin Young for Tennessee (10/15)
<b>Total Tackles</b>	16 by Charles Mitchell for Mississippi State (9/15)
<b>Tackles for Loss</b>	2 by several
<b>Sacks</b>	1 by several
<b>Interceptions</b>	1 by Johnthan Banks for Mississippi State (9/15)
<b>Int. Return Yards</b>	1 by Johnthan Banks for Mississippi State (9/15)

**2011 LSU Football**  
**LSU Game Results (as of Oct 16, 2011)**  
**All games**

Date	Opponent		Score	Overall	Conference	Time	Attend
Sep 03, 2011	vs #3 Oregon	W	40-27	1-0	0-0	3:23	87711
Sep 10, 2011	NORTHWESTERN ST.	W	49-3	2-0	0-0	2:55	92405
* Sep 15, 2011	at #25 Mississippi State	W	19-6	3-0	1-0	3:04	56924
Sep 24, 2011	at #16 WEST VIRGINIA	W	47-21	4-0	1-0	3:40	62056
* Oct 01, 2011	KENTUCKY	W	35-7	5-0	2-0	3:08	92660
* Oct 08, 2011	#17 FLORIDA	W	41-11	6-0	3-0	3:16	93022
* Oct 15, 2011	at Tennessee	W	38-7	7-0	4-0	3:13	101822

**2011 LSU Football**  
**LSU Overall Team Statistics (as of Oct 16, 2011)**  
**All games**

<b>Team Statistics</b>	<b>LS</b>	<b>OPP</b>
SCORING	269	82
Points Per Game	38.4	11.7
FIRST DOWNS	143	98
Rushing	73	30
Passing	55	58
Penalty	15	10
RUSHING YARDAGE	1338	526
Yards gained rushing	1443	718
Yards lost rushing	105	192
Rushing Attempts	316	211
Average Per Rush	4.2	2.5
Average Per Game	191.1	75.1
TDs Rushing	19	4
PASSING YARDAGE	1246	1237
Comp-Att-Int	96-153-1	123-234-10
Average Per Pass	8.1	5.3
Average Per Catch	13.0	10.1
Average Per Game	178.0	176.7
TDs Passing	13	5
TOTAL OFFENSE	2584	1763
Total Plays	469	445
Average Per Play	5.5	4.0
Average Per Game	369.1	251.9
KICK RETURNS: #-Yards	20-475	43-854
PUNT RETURNS: #-Yards	20-155	9-5
INT RETURNS: #-Yards	10-145	1--1
KICK RETURN AVERAGE	23.8	19.9
PUNT RETURN AVERAGE	7.8	0.6
INT RETURN AVERAGE	14.5	-1.0
FUMBLES-LOST	8-2	16-6
PENALTIES-Yards	47-368	57-435
Average Per Game	52.6	62.1
PUNTS-Yards	34-1463	44-1718
Average Per Punt	43.0	39.0
Net punt average	39.9	35.1
TIME OF POSSESSION/Game	34:20	25:40
3RD-DOWN Conversions	45/96	33/102
3rd-Down Pct	47%	32%
4TH-DOWN Conversions	3/3	5/11
4th-Down Pct	100%	45%
SACKS BY-Yards	13-69	5-35
MISC YARDS	0	0
TOUCHDOWNS SCORED	35	9
FIELD GOALS-ATTEMPTS	9-11	6-6
ON-SIDE KICKS	0-0	0-1
RED-ZONE SCORES	(34-35) 97%	(13-14) 93%
RED-ZONE TOUCHDOWNS	(28-35) 80%	(8-14) 57%
PAT-ATTEMPTS	(32-34) 94%	(8-8) 100%
ATTENDANCE	278087	220802
Games/Avg Per Game	3/92696	3/73601
Neutral Site Games		1/87711

<b>Score by Quarters</b>	<b>1st</b>	<b>2nd</b>	<b>3rd</b>	<b>4th</b>	<b>OT</b>	<b>Total</b>
LSU	47	85	62	75	0	269
Opponents	9	27	25	21	0	82



**2011 LSU Football**  
**LSU Overall Individual Statistics (as of Oct 16, 2011)**  
**All games**

<b>Rushing</b>	<b>gp-gs</b>	<b>att</b>	<b>gain</b>	<b>loss</b>	<b>net</b>	<b>avg</b>	<b>td</b>	<b>lg</b>	<b>avg/g</b>
Spencer Ware	7-6	128	530	18	512	4.0	6	23	73.1
Michael Ford	7-1	67	369	10	359	5.4	6	26	51.3
Alfred Blue	7-0	52	238	3	235	4.5	4	20	33.6
Jordan Jefferson	3-0	22	113	4	109	5.0	2	18	36.3
Terrence Magee	2-0	15	47	0	47	3.1	1	8	23.5
Brad Wing	5-0	1	44	0	44	44.0	0	44	8.8
Russell Shepard	4-2	4	35	0	35	8.8	0	13	8.8
Jakhari Gore	1-0	7	26	2	24	3.4	0	7	24.0
Kenny Hilliard	6-0	5	21	1	20	4.0	0	13	3.3
Odell Beckham, Jr.	7-4	1	15	0	15	15.0	0	15	2.1
Zach Mettenberger	3-0	1	3	0	3	3.0	0	3	1.0
J.C. Copeland	7-0	1	0	0	0	0.0	0	0	0.0
Deangelo Peterson	7-3	1	0	8	-8	-8.0	0	0	-1.1
TEAM	4-0	6	0	27	-27	-4.5	0	0	-6.8
Jarrett Lee	7-7	5	2	32	-30	-6.0	0	2	-4.3
Total	7	316	1443	105	1338	4.2	19	44	191.1
Opponents	7	211	718	192	526	2.5	4	25	75.1

<b>Passing</b>	<b>gp-gs</b>	<b>effic</b>	<b>comp-att-int</b>	<b>pct</b>	<b>yds</b>	<b>td</b>	<b>lg</b>	<b>avg/g</b>
Jarrett Lee	7-7	155.14	84-135-1	62.2	1085	11	57	155.0
Zach Mettenberger	3-0	172.98	8-11-0	72.7	92	1	24	30.7
Jordan Jefferson	3-0	187.09	4-7-0	57.1	69	1	37	23.0
Total	7	157.88	96-153-1	62.7	1246	13	57	178.0
Opponents	7	95.47	123-234-10	52.6	1237	5	72	176.7

<b>Receiving</b>	<b>gp-gs</b>	<b>no.</b>	<b>yds</b>	<b>avg</b>	<b>td</b>	<b>lg</b>	<b>avg/g</b>
Rueben Randle	7-6	28	532	19.0	5	57	76.0
Odell Beckham, Jr.	7-4	24	292	12.2	2	52	41.7
Deangelo Peterson	7-3	11	125	11.4	1	29	17.9
Spencer Ware	7-6	7	52	7.4	1	13	7.4
Russell Shepard	4-2	6	106	17.7	1	37	26.5
Kadron Boone	7-4	5	60	12.0	1	21	8.6
James Wright	7-0	4	34	8.5	0	13	4.9
Jarvis Landry	7-1	3	23	7.7	0	18	3.3
Michael Ford	7-1	3	7	2.3	0	6	1.0
Mitch Joseph	7-2	2	9	4.5	1	7	1.3
Kenny Hilliard	6-0	2	5	2.5	0	4	0.8
Chase Clement	7-0	1	1	1.0	1	1	0.1
Total	7	96	1246	13.0	13	57	178.0
Opponents	7	123	1237	10.1	5	72	176.7

<b>Punt Returns</b>	<b>no.</b>	<b>yds</b>	<b>avg</b>	<b>td</b>	<b>lg</b>
Tyrann Mathieu	15	119	7.9	0	19
Odell Beckham, Jr.	2	10	5.0	0	10
Rueben Randle	2	-5	-2.5	0	3
Jarvis Landry	1	31	31.0	0	31
Total	20	155	7.8	0	31
Opponents	9	5	0.6	0	8

<b>Interceptions</b>	<b>no.</b>	<b>yds</b>	<b>avg</b>	<b>td</b>	<b>lg</b>
Morris Claiborne	3	95	31.7	0	89
Brandon Taylor	2	26	13.0	0	17
Tyrann Mathieu	2	16	8.0	0	16
Micahel Brockers	1	0	0.0	0	0
Eric Reid	1	10	10.0	0	10
Tharold Simon	1	-2	-2.0	0	0
Total	10	145	14.5	0	89
Opponents	1	-1	-1.0	0	0

<b>Kick Returns</b>	<b>no.</b>	<b>yds</b>	<b>avg</b>	<b>td</b>	<b>lg</b>
Morris Claiborne	13	383	29.5	1	99
Odell Beckham, Jr.	2	49	24.5	0	34
Chase Clement	1	9	9.0	0	9
Mitch Joseph	1	2	2.0	0	2
Ron Brooks	1	16	16.0	0	16
Jarvis Landry	1	11	11.0	0	11
Deangelo Peterson	1	5	5.0	0	5
Total	20	475	23.8	1	99
Opponents	43	854	19.9	0	60

<b>Fumble Returns</b>	<b>no.</b>	<b>yds</b>	<b>avg</b>	<b>td</b>	<b>lg</b>
Tyrann Mathieu	3	20	6.7	2	23
Eric Reid	1	3	3.0	0	3
Total	4	23	5.8	2	23
Opponents	0	0	0.0	0	0

**2011 LSU Football**  
**LSU Overall Individual Statistics (as of Oct 16, 2011)**  
**All games**

Scoring	td	fg	PAT				dxp	saf	pts
			kick	rush	rcv	pass			
Drew Alleman	-	9-11	32-33	-	-	-	-	-	59
Spencer Ware	7	-	-	-	-	-	-	-	42
Michael Ford	6	-	-	-	-	-	-	-	36
Rueben Randle	5	-	-	-	-	-	-	-	30
Alfred Blue	4	-	-	-	-	-	-	-	24
Jordan Jefferson	2	-	-	-	-	-	-	-	12
Odell Beckham, Jr.	2	-	-	-	-	-	-	-	12
Tyrann Mathieu	2	-	-	-	-	-	-	-	12
Terrence Magee	1	-	-	-	-	-	-	-	6
Russell Shepard	1	-	-	-	-	-	-	-	6
Kadron Boone	1	-	-	-	-	-	-	-	6
Deangelo Peterson	1	-	-	-	-	-	-	-	6
Mitch Joseph	1	-	-	-	-	-	-	-	6
Chase Clement	1	-	-	-	-	-	-	-	6
Morris Claiborne	1	-	-	-	-	-	-	-	6
TEAM	-	-	0-1	-	-	-	-	-	0
Jarrett Lee	-	-	-	-	-	0-1	-	-	0
Total	35	9-11	32-34	-	-	0-1	-	-	269
Opponents	9	6-6	8-8	1-1	-	-	-	-	82

Total Offense	g	plays	rush	pass	total	avg/g
Jarrett Lee	7	140	-30	1085	1055	150.7
Spencer Ware	7	128	512	0	512	73.1
Michael Ford	7	67	359	0	359	51.3
Alfred Blue	7	52	235	0	235	33.6
Jordan Jefferson	3	29	109	69	178	59.3
Zach Mettenberger	3	12	3	92	95	31.7
Terrence Magee	2	15	47	0	47	23.5
Brad Wing	5	1	44	0	44	8.8
Russell Shepard	4	4	35	0	35	8.8
Jakhari Gore	1	7	24	0	24	24.0
Kenny Hilliard	6	5	20	0	20	3.3
Odell Beckham, Jr.	7	1	15	0	15	2.1
Deangelo Peterson	7	1	-8	0	-8	-1.1
TEAM	4	6	-27	0	-27	-6.8
Total	7	469	1338	1246	2584	369.1
Opponents	7	445	526	1237	1763	251.9

Field Goals	fg	pct.	01-19	20-29	30-39	40-49	50-99	lg	blk
Drew Alleman	9-11	81.8	1-1	3-3	2-3	3-3	0-1	44	0

FG Sequence	LSU	Opponents
Oregon	(44),(32)	(29),(30)
Northwestern St.	50	(44)
Mississippi State	(21),(42),(41),(29)	(26),(42)
WEST VIRGINIA	30	-
Kentucky	-	-
Florida	(35),(23)	(34)
Tennessee	(18)	-

Numbers in (parentheses) indicate field goal was made.

Punting	no.	yds	avg	lg	tb	fc	i20	50+	blk
Brad Wing	27	1172	43.4	60	4	6	12	8	1
D.J. Howard	7	272	38.9	53	1	2	3	1	0
TEAM	0	19	0.0	19	0	0	0	0	0
Total	34	1463	43.0	60	5	8	15	9	1
Opponents	44	1718	39.0	64	1	7	7	6	0

Kickoffs	no.	yds	avg	tb	ob	retn	net	ydln
James Hairston	27	1802	66.7	7	0			
Drew Alleman	13	725	55.8	0	0			
D.J. Howard	11	675	61.4	0	0			
Total	51	3202	62.8	7	0	19.9	43.3	26
Opponents	21	1289	61.4	1	0	23.8	37.8	32

**2011 LSU Football**  
**LSU Overall Individual Statistics (as of Oct 16, 2011)**  
**All games**

<u>All Purpose</u>	<u>g</u>	<u>rush</u>	<u>rcv</u>	<u>pr</u>	<u>kr</u>	<u>ir</u>	<u>total</u>	<u>avg/g</u>
Spencer Ware	7	512	52	0	0	0	564	80.6
Rueben Randle	7	0	532	-5	0	0	527	75.3
Morris Claiborne	7	0	0	0	383	95	478	68.3
Odell Beckham,	7	15	292	10	49	0	366	52.3
Michael Ford	7	359	7	0	0	0	366	52.3
Alfred Blue	7	235	0	0	0	0	235	33.6
Russell Shepard	4	35	106	0	0	0	141	35.2
Tyrann Mathieu	7	0	0	119	0	16	135	19.3
Deangelo Peters	7	-8	125	0	5	0	122	17.4
Jordan Jefferson	3	109	0	0	0	0	109	36.3
Jarvis Landry	7	0	23	31	11	0	65	9.3
Kadron Boone	7	0	60	0	0	0	60	8.6
Terrence Magee	2	47	0	0	0	0	47	23.5
Brad Wing	5	44	0	0	0	0	44	8.8
James Wright	7	0	34	0	0	0	34	4.9
Brandon Taylor	7	0	0	0	0	26	26	3.7
Kenny Hilliard	6	20	5	0	0	0	25	4.2
Jakhari Gore	1	24	0	0	0	0	24	24.0
Ron Brooks	7	0	0	0	16	0	16	2.3
Mitch Joseph	7	0	9	0	2	0	11	1.6
Eric Reid	7	0	0	0	0	10	10	1.4
Chase Clement	7	0	1	0	9	0	10	1.4
Zach Mettenber	3	3	0	0	0	0	3	1.0
Tharold Simon	7	0	0	0	0	-2	-2	-0.3
TEAM	4	-27	0	0	0	0	-27	-6.8
Jarrett Lee	7	-30	0	0	0	0	-30	-4.3
Total	7	1338	1246	155	475	145	3359	479.9
Opponents	7	526	1237	5	854	-1	2621	374.4

**2011 LSU Football**  
**LSU Overall Defensive Statistics (as of Oct 16, 2011)**  
**All games**

##	Defensive Leaders	gp-gs	Tackles				Sacks no-yds	Pass defense			Fumbles		blkd	
			ua	a	tot	tfl/yds		int-yds	brup	qbh	rcv-yds	ff	kick	saf
18	Brandon Taylor	7-7	24	20	44	2.5-7	.	2-26	4	.	.	.	.	.
7	Tyrann Mathieu	7-7	29	13	42	5.0-32	1.5-10	2-16	5	1	3-20	4	.	.
1	Eric Reid	7-7	23	13	36	1.0-4	.	1-10	2	.	1-3	.	.	.
24	Tharold Simon	7-1	21	8	29	2.5-5	.	1--2	8	1	.	.	.	.
46	Kevin Minter	7-4	5	22	27	1.5-3	.	.	.	.	.	1	.	.
22	Ryan Baker	6-6	10	17	27	1.5-7	0.5-5	.	.	1	.	.	.	.
17	Morris Claiborne	7-7	16	10	26	1.0-1	.	3-95	4	1	.	.	.	.
93	Bennie Logan	7-6	10	14	24	4.5-13	2.0-11	.	1	1	.	.	.	.
90	Micahel Brockers	7-7	9	14	23	4.5-11	1.0-4	1-0	.	2	.	.	.	.
99	Sam Montgomery	7-7	9	12	21	5.5-17	3.0-12	.	.	.	.	1	.	.
49	Barkevious Mingo	7-0	7	8	15	5.5-27	2.0-13	.	1	2	.	1	.	.
94	Kendrick Adams	7-7	6	8	14	3.5-15	1.5-7	.	1	1	.	.	.	.
37	Karnell Hatcher	7-3	7	7	14	.	.	.	1	2	.	.	.	.
58	Tahj Jones	7-1	4	9	13	0.5-0	.	.	.	.	.	.	.	.
4	Alfred Blue	7-0	7	6	13	.	.	.	.	.	.	.	.	.
36	Derrick Bryant	7-0	4	8	12	1.0-1	.	.	1	.	.	.	.	.
89	Lavar Edwards	7-0	5	6	11	2.5-7	.	.	2	1	1-0	.	.	.
9F	Ego Ferguson	6-0	3	8	11	0.5-0	.	.	1	.	.	.	.	.
13	Ron Brooks	7-1	7	3	10	1.0-3	0.5-2	.	3	1	1-0	.	.	.
59	Jermauria Rasco	4-0	5	5	10	1.5-4	.	.	.	.	.	.	.	.
57	Lamin Barrow	6-1	3	6	9	1.0-5	.	.	.	.	.	.	.	.
52	Luke Muncie	7-0	3	5	8	0.5-0	.	.	1	.	.	.	.	.
23	Stefoin Francois	6-4	1	4	5	1.0-2	.	.	.	.	.	.	.	.
56	Anthony Johnson	7-0	2	3	5	2.5-9	1.0-5	.	.	.	.	.	.	.
97	Dennis Johnson	6-0	.	5	5	.	.	.	.	.	.	.	.	.
77	Josh Downs	7-1	1	4	5	0.5-1	.	.	.	.	.	.	.	.
6	Craig Loston	5-0	3	2	5	.	.	.	.	.	.	1	.	.
40	Rockey Duplessis	6-0	2	1	3	.	.	.	.	.	.	.	.	.
29	Sam Gibson	1-0	1	2	3	.	.	.	.	.	.	.	.	.
48	Seth Fruge	7-0	1	1	2	.	.	.	.	.	.	.	.	.
80	Jarvis Landry	7-1	1	1	2	.	.	.	.	.	.	.	.	.
87	Chancey Aghayere	6-0	.	2	2	.	.	.	.	.	.	.	.	.
31	D.J. Welter	4-0	.	2	2	.	.	.	.	.	.	.	.	.
30	Drew Alleman	7-0	.	1	1	.	.	.	.	.	.	.	.	.
27	Kenny Hilliard	6-0	.	1	1	.	.	.	.	.	.	.	.	.
98	Jordan Allen	2-0	1	.	1	.	.	.	.	.	.	.	.	.
10	Russell Shepard	4-2	1	.	1	.	.	.	.	.	.	.	.	.
47	Tyler Edwards	7-0	.	1	1	.	.	.	.	.	.	.	.	.
Total			7	231	252	483	51-174	13-69	10-145	35	14	6-23	8	.
Opponents			7	219	388	607	30-82	5-35	1--1	17	3	2-0	4	1

**2011 LSU Football**  
**LSU Team Game-by-Game (as of Oct 16, 2011)**  
**All games**

**TEAM STATISTICS**

		Rushing				Receiving				Passing				Kick Returns				Punt Returns				tot		
Date	Opponent	no.	yds	td	lg	no.	yds	td	lg	cmp	att	int	yds	td	lg	no.	yds	td	lg	no.	yds	td	lg	off
Sep 03	vs Oregon	48	175	3	20	10	98	1	29	10-22-0	98	1	29	4	83	0	25	3	26	0	15		273	
Sep 10	NORTHWESTERN ST.	45	175	5	26	17	225	2	43	17-21-0	225	2	43	2	7	0	5	4	26	0	31		400	
Sep 15	at Mississippi State	38	148	0	23	21	213	1	31	21-27-1	213	1	31	3	71	0	33	2	-8	0	0		361	
Sep 24	at WEST VIRGINIA	41	186	3	22	16	180	3	52	16-28-0	180	3	52	4	165	1	99	3	34	0	12		366	
Oct 01	KENTUCKY	46	179	3	14	8	169	1	51	8-21-0	169	1	51	2	39	0	24	2	30	0	19		348	
Oct 08	FLORIDA	49	238	3	44	10	215	2	57	10-14-0	215	2	57	3	42	0	19	3	15	0	9		453	
Oct 15	at Tennessee	49	237	2	18	14	146	3	45	14-20-0	146	3	45	2	68	0	34	3	32	0	12		383	
		316	1338	19	44	96	1246	13	57	96-153-1	1246	13	57	20	475	1	99	20	155	0	31		2584	
Opponents		211	526	4	25	123	1237	5	72	123-234-10	1237	5	72	43	854	0	60	9	5	0	8		1763	

Games played: 7

Avg per rush: 4.2

Avg per catch: 13.0

Pass efficiency: 157.88

Kick ret avg: 23.8

Punt ret avg: 7.8

All purpose avg/game: 479.9

Total offense avg/gm: 369.1

Date	Opponent	Tackles				Sacks no-yds	Fumble		Pass Defense			Blkd kick	PAT Attempts			saf	pts
		ua	a	total	tfl-yds		ff	fr-yds	int-yds	qbh	brup		kick	rush	rcv		
Sep 03	vs Oregon	42	42	84	6.0-10	0.0-0	3	3-6	1--2	0	6	0	4-5	0	0	0	40
Sep 10	NORTHWESTERN ST.	27	44	71	9.0-28	1.0-3	0	0-0	1-0	3	3	0	7-7	0	0	0	49
Sep 15	at Mississippi State	48	14	62	16.0-65	6.0-37	1	0-0	2-6	1	4	0	1-1	0	0	0	19
Sep 24	at WEST VIRGINIA	50	16	66	3.0-4	0.0-0	1	2--6	2-25	0	8	0	5-6	0	0	0	47
Oct 01	KENTUCKY	17	68	85	10.0-34	5.0-24	2	1-23	0-0	4	7	0	5-5	0	0	0	35
Oct 08	FLORIDA	18	52	70	4.0-16	1.0-5	1	0-0	2-17	2	2	0	5-5	0	0	0	41
Oct 15	at Tennessee	29	16	45	3.0-17	0.0-0	0	0-0	2-99	4	5	0	5-5	0	0	0	38
		231	252	483	51.0-174	13.0-69	8	6-23	10-145	14	35	0	32-34	0	0	0	269
Opponents		219	388	607	30.0-82	5.0-35	4	2-0	1--1	3	17	1	8-8	1	0	0	82

Date	Opponent	Punting					Field Goals					Kickoffs				
		no.	yds	avg	long	blkd	md-att	long	blkd	no.	yds	avg	tb	ob		
Sep 03	vs Oregon	6	248	41.3	58	0	2-2	44	0	8	481	60.1	0	0		
Sep 10	NORTHWESTERN ST.	3	123	41.0	53	0	0-1	0	0	8	500	62.5	0	0		
Sep 15	at Mississippi State	4	149	37.2	41	0	4-4	42	0	6	322	53.7	0	0		
Sep 24	at WEST VIRGINIA	6	292	48.7	60	0	0-1	0	0	8	531	66.4	2	0		
Oct 01	KENTUCKY	8	335	41.9	50	0	0-0	0	0	6	400	66.7	2	0		
Oct 08	FLORIDA	3	136	45.3	45	1	2-2	35	0	8	497	62.1	1	0		
Oct 15	at Tennessee	4	180	45.0	53	0	1-1	18	1	7	471	67.3	2	0		
		34	1463	43.0	60	1	9-11	44	1	51	3202	62.8	7	0		
Opponents		44	1718	39.0	64	0	6-6	44	0	21	1289	61.4	1	0		



**2011 LSU Football**  
**LSU Opponent Game-by-Game (as of Oct 16, 2011)**  
**All games**

**OPPONENT STATISTICS**

Date	Opponent	Rushing				Receiving				Passing				Kick Returns				Punt Returns				tot off
		no.	yds	td	lg	no.	yds	td	lg	cmp-att-int	yds	td	lg	no.	yds	td	lg	no.	yds	td	lg	
Sep 03	vs Oregon	28	95	2	13	31	240	1	18	31-54-1	240	1	18	8	150	0	26	4	-10	0	8	335
Sep 10	NORTHWESTERN ST.	27	-4	0	6	17	99	0	25	17-29-1	99	0	25	8	132	0	28	1	-1	0	0	95
Sep 15	at Mississippi State	34	52	0	15	15	141	0	23	15-25-2	141	0	23	6	99	0	25	0	0	0	0	193
Sep 24	at WEST VIRGINIA	22	70	1	17	38	463	2	72	38-65-2	463	2	72	6	100	0	26	0	0	0	0	533
Oct 01	KENTUCKY	39	89	0	17	7	66	1	19	7-25-0	66	1	19	4	99	0	33	2	9	0	5	155
Oct 08	FLORIDA	32	113	0	25	9	100	1	65	9-16-2	100	1	65	6	139	0	37	2	7	0	7	213
Oct 15	at Tennessee	29	111	1	22	6	128	0	44	6-20-2	128	0	44	5	135	0	60	0	0	0	0	239
		211	526	4	25	123	1237	5	72	123-234-10	1237	5	72	43	854	0	60	9	5	0	8	1763
LSU		316	1338	19	44	96	1246	13	57	96-153-1	1246	13	57	20	475	1	99	20	155	0	31	2584

Games played: 7

Avg per rush: 2.5

Avg per catch: 10.1

Pass efficiency: 95.47

Kick ret avg: 19.9

Punt ret avg: 0.6

All purpose avg/game: 374.4

Total offense avg/gm: 251.9

Date	Opponent	Tackles				Sacks no-yds	Fumble		Pass Defense			Blkd kick	PAT Attempts			saf	pts
		ua	a	total	tfl-yds		ff	fr-yds	int-yds	qbh	brup		kick	rush	rcv		
Sep 03	vs Oregon	25	68	93	5.0-10	1.0-6	1	1-0	0-0	0	5	0	3-3	0	0	0	27
Sep 10	NORTHWESTERN ST.	33	56	89	5.0-18	1.0-11	3	1-0	0-0	0	1	0	0-0	0	0	0	3
Sep 15	at Mississippi State	38	44	82	3.0-10	1.0-7	0	0-0	1--1	0	3	0	0-0	0	0	0	6
Sep 24	at WEST VIRGINIA	38	40	78	5.0-14	0.0-0	0	0-0	0-0	0	3	0	3-3	0	0	0	21
Oct 01	KENTUCKY	19	66	85	3.0-7	0.0-0	0	0-0	0-0	1	3	0	1-1	0	0	0	7
Oct 08	FLORIDA	18	84	102	5.0-15	1.0-8	0	0-0	0-0	0	2	1	0-0	1	0	0	11
Oct 15	at Tennessee	48	30	78	4.0-8	1.0-3	0	0-0	0-0	2	0	0	1-1	0	0	0	7
		219	388	607	30.0-82	5.0-35	4	2-0	1--1	3	17	1	8-8	1	0	0	82
LSU		231	252	483	51.0-174	13.0-69	8	6-23	10-145	14	35	0	32-34	0	0	0	269

Date	Opponent	Punting					Field Goals					Kickoffs				
		no.	yds	avg	long	blkd	md-att	long	blkd	no.	yds	avg	tb	ob		
Sep 03	vs Oregon	4	189	47.2	53	0	2-2	30	0	5	336	67.2	1	0		
Sep 10	NORTHWESTERN ST.	7	239	34.1	41	0	1-1	44	0	2	69	34.5	0	0		
Sep 15	at Mississippi State	6	221	36.8	47	0	2-2	42	0	3	188	62.7	0	0		
Sep 24	at WEST VIRGINIA	6	232	38.7	58	0	0-0	0	0	4	237	59.2	0	0		
Oct 01	KENTUCKY	10	424	42.4	64	0	0-0	0	0	2	134	67.0	0	0		
Oct 08	FLORIDA	6	224	37.3	42	0	1-1	34	0	3	185	61.7	0	0		
Oct 15	at Tennessee	5	189	37.8	42	0	0-0	0	0	2	140	70.0	0	0		
		44	1718	39.0	64	0	6-6	44	0	21	1289	61.4	1	0		
LSU		34	1463	43.0	60	1	9-11	44	1	51	3202	62.8	7	0		

Player Game-by-Game Statistics

PASSING						
Jarrett Lee	Att	Cmp	Int	Yds	TD	Lng
vs. Oregon	22	10	0	98	1	29
Northwestern State	10	9	0	133	1	43
at Mississippi State	27	21	1	213	1	31
at West Virginia	28	16	0	180	3	52
Kentucky	21	8	0	169	1	51
Florida	10	7	0	154	1	57
at Tennessee	17	13	0	138	3	45
Auburn						
at Alabama						
Western Kentucky						
at Ole Miss						
Arkansas						
TOTALS	135	84	1	1,085	11	52

Jordan Jefferson	Att	Cmp	Int	Yds	TD	Lng
vs. Oregon	-- DNP --					
Northwestern State	-- DNP --					
at Mississippi State	-- DNP --					
at West Virginia	-- DNP --					
Kentucky	0	0	0	0	0	0
Florida	4	3	0	61	1	37
at Tennessee	3	1	0	8	0	8
Auburn						
at Alabama						
Western Kentucky						
at Ole Miss						
Arkansas						
TOTALS	7	4	0	69	1	37

Zach Mettenberger	Att	Cmp	Int	Yds	TD	Lng
vs. Oregon	-- DNP --					
Northwestern State	11	8	0	92	1	24
at Mississippi State	-- DNP --					
at West Virginia	0	0	0	0	0	0
Kentucky	0	0	0	0	0	0
Florida	-- DNP --					
at Tennessee	-- DNP --					
Auburn						
at Alabama						
Western Kentucky						
at Ole Miss						
Arkansas						
TOTALS	11	8	0	92	1	24

RUSHING						
Spencer Ware	Att	Gn	Ls	Net	TD	Lng
vs. Oregon	26	101	2	99	1	16
Northwestern State	6	20	0	20	2	8
at Mississippi State	22	109	2	107	0	23
at West Virginia	23	97	5	92	0	16
Kentucky	4	6	1	5	0	3
Florida	24	113	4	109	2	18
at Tennessee	23	84	4	80	1	16
Auburn						
at Alabama						
Western Kentucky						
at Ole Miss						
Arkansas						
TOTALS	128	530	18	512	6	23

Michael Ford	Att	Gn	Ls	Net	TD	Lng
vs. Oregon	14	98	2	96	2	20
Northwestern State	13	73	1	72	2	26
at Mississippi State	13	50	0	50	0	11
at West Virginia	12	83	1	82	2	22
Kentucky	9	28	6	22	0	9
Florida	1	2	0	2	0	2
at Tennessee	5	35	0	35	0	13
Auburn						
at Alabama						
Western Kentucky						
at Ole Miss						
Arkansas						
TOTALS	67	369	10	359	6	26

Alfred Blue	Att	Gn	Ls	Net	TD	Lng
vs. Oregon	1	2	0	2	0	2
Northwestern State	15	53	0	53	1	9
at Mississippi State	0	0	0	0	0	0
at West Virginia	2	21	0	21	1	18
Kentucky	16	72	0	72	1	14
Florida	14	73	3	70	1	20
at Tennessee	4	17	0	17	0	8
Auburn						
at Alabama						
Western Kentucky						
at Ole Miss						
Arkansas						
TOTALS	52	238	3	235	4	20

Jahkari Gore	Att	Gn	Ls	Net	TD	Lng
vs. Oregon	-- DNP --					
Northwestern State	7	26	2	24	0	7
at Mississippi State	-- DNP --					
at West Virginia	-- DNP --					
Kentucky	-- DNP --					
Florida	-- DNP --					
at Tennessee	-- DNP --					
Auburn						
at Alabama						
Western Kentucky						
at Ole Miss						
Arkansas						
TOTALS	7	26	2	24	0	7

Terrence Magee	Att	Gn	Ls	Net	TD	Lng
vs. Oregon	-- DNP --					
Northwestern State	-- DNP --					
at Mississippi State	-- DNP --					
at West Virginia	-- DNP --					
Kentucky	12	38	0	38	1	8
Florida	3	9	0	9	0	6
at Tennessee	-- DNP --					
Auburn						
at Alabama						
Western Kentucky						
at Ole Miss						
Arkansas						
TOTALS	15	47	0	47	1	8

Jordan Jefferson	Att	Gn	Ls	Net	TD	Lng
vs. Oregon	-- DNP --					
Northwestern State	-- DNP --					
at Mississippi State	-- DNP --					
at West Virginia	-- DNP --					
Kentucky	4	29	0	29	1	12
Florida	4	7	0	7	0	3
at Tennessee	14	77	4	73	1	18
Auburn						
at Alabama						
Western Kentucky						
at Ole Miss						
Arkansas						
TOTALS	22	113	4	109	2	18

Russell Shepard	Att	Gn	Ls	Net	TD	Lng
vs. Oregon	-- DNP --					
Northwestern State	-- DNP --					
at Mississippi State	-- DNP --					
at West Virginia	1	3	0	3	0	3
Kentucky	1	13	0	13	0	13
Florida	0	0	0	0	0	0
at Tennessee	2	19	0	19	0	10
Auburn						
at Alabama						
Western Kentucky						
at Ole Miss						
Arkansas						
TOTALS	4	35	0	35	0	16

# Player Game-by-Game Statistics

	RECEIVING			
<b>Rueben Randle</b>	<b>Rec</b>	<b>Yds</b>	<b>TD</b>	<b>Lng</b>
vs. Oregon	1	10	1	10
Northwestern State	5	121	0	43
at Mississippi State	6	98	1	31
at West Virginia	6	53	1	16
Kentucky	1	37	0	37
Florida	4	127	1	57
at Tennessee	5	86	1	45
Auburn				
at Alabama				
Western Kentucky				
at Ole Miss				
Arkansas				
<b>TOTALS</b>	<b>28</b>	<b>532</b>	<b>5</b>	<b>57</b>
<b>Russell Shepard</b>	<b>Rec</b>	<b>Yds</b>	<b>TD</b>	<b>Lng</b>
vs. Oregon	-- DNP --			
Northwestern State	-- DNP --			
at Mississippi State	-- DNP --			
at West Virginia	1	16	0	16
Kentucky	2	35	0	22
Florida	2	41	0	37
at Tennessee	1	14	1	14
Auburn				
at Alabama				
Western Kentucky				
at Ole Miss				
Arkansas				
<b>TOTALS</b>	<b>6</b>	<b>106</b>	<b>1</b>	<b>37</b>
<b>James Wright</b>	<b>Rec</b>	<b>Yds</b>	<b>TD</b>	<b>Lng</b>
vs. Oregon	0	0	0	0
Northwestern State	2	20	0	13
at Mississippi State	1	11	0	11
at West Virginia	1	3	0	3
Kentucky	0	0	0	0
Florida	0	0	0	0
at Tennessee	0	0	0	0
Auburn				
at Alabama				
Western Kentucky				
at Ole Miss				
Arkansas				
<b>TOTALS</b>	<b>4</b>	<b>34</b>	<b>0</b>	<b>13</b>
<b>Kadron Boone</b>	<b>Rec</b>	<b>Yds</b>	<b>TD</b>	<b>Lng</b>
vs. Oregon	0	0	0	0
Northwestern State	2	28	1	19
at Mississippi State	1	6	0	6
at West Virginia	1	5	0	5
Kentucky	0	0	0	0
Florida	1	21	0	21
at Tennessee	0	0	0	0
Auburn				
at Alabama				
Western Kentucky				
at Ole Miss				
Arkansas				
<b>TOTALS</b>	<b>5</b>	<b>60</b>	<b>1</b>	<b>21</b>
<b>Odell Beckham, Jr.</b>	<b>Rec</b>	<b>Yds</b>	<b>TD</b>	<b>Lng</b>
vs. Oregon	2	10	0	6
Northwestern State	5	40	0	11
at Mississippi State	8	61	0	13
at West Virginia	2	82	1	52
Kentucky	3	75	1	51
Florida	0	0	0	0
at Tennessee	4	24	0	8
Auburn				
at Alabama				
Western Kentucky				
at Ole Miss				
Arkansas				
<b>TOTALS</b>	<b>24</b>	<b>292</b>	<b>2</b>	<b>52</b>

<b>Deangelo Peterson</b>	<b>Rec</b>	<b>Yds</b>	<b>TD</b>	<b>Lng</b>
vs. Oregon	4	62	0	29
Northwestern State	1	9	1	9
at Mississippi State	0	0	0	0
at West Virginia	1	2	0	2
Kentucky	2	22	0	11
Florida	1	22	0	22
at Tennessee	2	8	0	7
Auburn				
at Alabama				
Western Kentucky				
at Ole Miss				
Arkansas				
<b>TOTALS</b>	<b>11</b>	<b>125</b>	<b>1</b>	<b>29</b>
<b>Chase Clement</b>	<b>Rec</b>	<b>Yds</b>	<b>TD</b>	<b>Lng</b>
vs. Oregon	0	0	0	0
Northwestern State	0	0	0	0
at Mississippi State	0	0	0	0
at West Virginia	1	1	1	1
Kentucky	0	0	0	0
Florida	0	0	0	0
at Tennessee	0	0	0	0
Auburn				
at Alabama				
Western Kentucky				
at Ole Miss				
Arkansas				
<b>TOTALS</b>	<b>1</b>	<b>1</b>	<b>1</b>	<b>1</b>
<b>Jarvis Landry</b>	<b>Rec</b>	<b>Yds</b>	<b>TD</b>	<b>Lng</b>
vs. Oregon	1	3	0	3
Northwestern State	0	0	0	0
at Mississippi State	2	20	0	18
at West Virginia	0	0	0	0
Kentucky	0	0	0	0
Florida	0	0	0	0
at Tennessee	0	0	0	0
Auburn				
at Alabama				
Western Kentucky				
at Ole Miss				
Arkansas				
<b>TOTALS</b>	<b>3</b>	<b>23</b>	<b>0</b>	<b>18</b>
<b>Spencer Ware</b>	<b>Rec</b>	<b>Yds</b>	<b>TD</b>	<b>Lng</b>
vs. Oregon	1	9	0	9
Northwestern State	1	10	0	10
at Mississippi State	0	0	0	0
at West Virginia	3	18	0	11
Kentucky	0	0	0	0
Florida	1	2	0	2
at Tennessee	1	13	1	13
Auburn				
at Alabama				
Western Kentucky				
at Ole Miss				
Arkansas				
<b>TOTALS</b>	<b>7</b>	<b>52</b>	<b>1</b>	<b>13</b>
<b>Michael Ford</b>	<b>Rec</b>	<b>Yds</b>	<b>TD</b>	<b>Lng</b>
vs. Oregon	1	4	0	4
Northwestern State	1	-3	0	0
at Mississippi State	1	6	0	6
at West Virginia	0	0	0	0
Kentucky	9	28	6	22
Florida	0	0	0	0
at Tennessee	0	0	0	0
Auburn				
at Alabama				
Western Kentucky				
at Ole Miss				
Arkansas				
<b>TOTALS</b>	<b>3</b>	<b>7</b>	<b>0</b>	<b>6</b>

Player Game-by-Game Statistics

RETURN YARDAGE

Tyrann Mathieu	Kickoff Returns			Punt Returns		
	No.	Yds	Lng	No.	Yds	Lng
vs. Oregon	0	0	0	3	26	15
Northwestern State	0	0	0	1	3	3
at Mississippi State	0	0	0	2	-8	0
at West Virginia	0	0	0	3	34	12
Kentucky	0	0	0	2	30	19
Florida	0	0	0	2	12	9
at Tennessee	0	0	0	2	22	12
Auburn						
at Alabama						
Western Kentucky						
at Ole Miss						
Arkansas						
TOTALS	0	0	0	13	97	19

Rueben Randle	Kickoff Returns			Punt Returns		
	No.	Yds	Lng	No.	Yds	Lng
vs. Oregon	0	0	0	0	0	0
Northwestern State	0	0	0	1	-8	0
at Mississippi State	0	0	0	0	0	0
at West Virginia	0	0	0	0	0	0
Kentucky	0	0	0	0	0	0
Florida	0	0	0	1	3	3
at Tennessee	0	0	0	0	0	0
Auburn						
at Alabama						
Western Kentucky						
at Ole Miss						
Arkansas						
TOTALS	0	0	0	2	-5	3

Morris Claiborne	Kickoff Returns			Punt Returns		
	No.	Yds	Lng	No.	Yds	Lng
vs. Oregon	4	83	25	0	0	0
Northwestern State	0	0	0	0	0	0
at Mississippi State	2	55	33	0	0	0
at West Virginia	3	154	99*	0	0	0
Kentucky	1	24	24	0	0	0
Florida	2	33	19	0	0	0
at Tennessee	0	0	0	0	0	0
Auburn						
at Alabama						
Western Kentucky						
at Ole Miss						
Arkansas						
TOTALS	12	349	99	0	0	0

Ron Brooks	Kickoff Returns			Punt Returns		
	No.	Yds	Lng	No.	Yds	Lng
vs. Oregon	0	0	0	0	0	0
Northwestern State	0	0	0	0	0	0
at Mississippi State	1	16	16	0	0	0
at West Virginia	0	0	0	0	0	0
Kentucky	0	0	0	0	0	0
Florida	0	0	0	0	0	0
at Tennessee	0	0	0	0	0	0
Auburn						
at Alabama						
Western Kentucky						
at Ole Miss						
Arkansas						
TOTALS	1	16	16	0	0	0

PUNTING

Brad Wing	No.	Yds	Avg	Lng	I-20
vs. Oregon	6	248	41.3	58	2
Northwestern State	-- DNP --				
at Mississippi State	-- DNP --				
at West Virginia	6	292	48.7	60	6
Kentucky	8	335	41.9	50	1
Florida	3	117	39.0	45	1
at Tennessee	4	180	45.0	53	2
Auburn					
at Alabama					
Western Kentucky					
at Ole Miss					
Arkansas					
TOTALS	23	992	43.1	60	10

D.J. Howard	No.	Yds	Avg	Lng	I-20
vs. Oregon	-- DNP --				
Northwestern State	3	123	41.0	53	2
at Mississippi State	4	149	37.2	41	1
at West Virginia	-- DNP --				
Kentucky	-- DNP --				
Florida	-- DNP --				
at Tennessee	-- DNP --				
Auburn					
at Alabama					
Western Kentucky					
at Ole Miss					
Arkansas					
TOTALS	7	272	38.9	53	3

FIELD GOALS

Drew Alleman	Made	Missed
vs. Oregon	44, 32	none
Northwestern State	none	50
at Mississippi State	21, 42, 41, 29 *	none
at West Virginia	none	30
Kentucky	none	none
Florida	32, 23	none
at Tennessee	18	none
Auburn		
at Alabama		
Western Kentucky		
at Ole Miss		
Arkansas		
TOTALS	9-11	50, 30

\* - indicates second-most made field goals in school history

# **PLAYER DEFENSIVE GAME-BY-GAME STATISTICS**

<b>Tackles (UT-AT-TOT)</b>	<b>vs. UO</b>	<b>NW</b>	<b>at MSU</b>	<b>at WVU</b>	<b>UK</b>	<b>UF</b>	<b>at UT</b>	<b>AU</b>	<b>at Bama</b>	<b>WKU</b>	<b>at UM</b>	<b>at Ark.</b>	<b>TOTALS</b>
Ken Adams	0-2-2	0-2-2	3-0-3	1-0-1	0-1-1	0-2-2	3-0-3						7-7-14
Chancey Aghayere	0-1-1	0-2-2	DNP	0-0-0	0-0-0	0-0-0	0-0-0						0-3-3
Ryan Baker	1-3-4	DNP	2-1-3	3-2-5	0-6-6	2-3-5	2-2-4						10-17-27
Lamin Barrow	1-1-2	1-2-3	0-0-0	0-0-0	0-2-2	0-1-1	DNP						2-6-8
Michael Brockers	3-2-5	1-1-2	4-0-4	0-3-3	0-4-4	1-2-3	0-2-2						9-14-23
Derrick Bryant	0-0-0	0-2-2	0-0-0	2-1-3	0-2-2	0-3-3	1-0-1						3-8-11
Ron Brooks	3-0-3	1-0-1	1-0-1	1-0-1	0-3-3	0-0-0	1-0-1						7-3-10
Morris Claiborne	5-1-6	4-2-6	0-1-1	3-1-4	2-3-5	0-2-2	2-0-2						16-10-26
Josh Downs	0-1-1	0-2-2	0-0-0	0-0-0	0-1-1	0-0-0	1-0-1						1-4-5
Lavar Edwards	2-2-4	0-1-1	2-0-2	0-0-0	0-2-2	0-1-1	1-0-1						5-6-11
Ego Ferguson	0-1-1	0-0-0	0-0-0	2-0-2	0-3-3	0-4-4	1-0-1						3-8-11
Stefoin Francois	0-0-0	1-1-2	0-0-0	0-0-0	0-1-1	0-2-2	DNP						1-4-5
Sam Gibson	DNP	DNP	DNP	DNP	1-2-3	DNP	DNP						1-2-3
Karnell Hatcher	0-0-0	0-1-1	1-0-1	5-0-5	0-1-1	0-3-3	1-2-3						7-7-14
Anthony Johnson	0-1-1	0-0-0	2-0-2	0-1-1	0-0-0	0-1-1	0-0-0						2-3-5
Dennis Johnson	DNP	0-2-2	0-0-0	DNP	0-2-2	0-1-1	0-0-0						0-5-5
Tahj Jones	0-0-0	1-1-2	0-0-0	1-0-1	0-2-2	0-3-3	1-2-3						3-8-11
Bennie Logan	1-3-4	1-2-3	4-1-5	1-1-2	3-2-5	0-3-3	1-1-2						11-13-24
Craig Loston	1-1-2	1-1-2	0-0-0	1-0-1	DNP	DNP	0-0-0						3-2-5
Tyrann Mathieu	5-5-10	2-2-4	9-1-10	5-1-6	4-1-5	4-2-6	0-1-1						29-13-42
Barkevious Mingo	1-0-1	2-1-3	1-0-1	1-2-3	0-4-4	0-1-1	1-0-1						6-8-14
Kevin Minter	0-4-4	0-3-3	0-3-3	2-2-4	1-5-6	1-5-6	1-0-1						5-23-28
Sam Montgomery	2-2-4	1-4-5	2-0-2	1-0-1	2-4-6	1-2-3	0-0-0						7-8-15
Luke Muncie	1-0-1	1-2-3	1-0-1	0-0-0	0-2-2	0-1-1	0-0-0						3-5-8
Jermauria Rasco	DNP	DNP	DNP	2-0-2	1-2-3	1-3-4	1-0-1						5-5-10
Eric Reid	2-2-4	5-0-5	4-2-6	6-1-7	1-4-5	3-2-5	2-2-4						23-13-36
Tharold Simon	6-2-8	2-0-2	6-2-8	6-0-6	0-3-3	0-0-0	1-1-2						21-8-29
Brandon Taylor	4-5-9	1-3-4	3-1-4	4-1-5	1-4-5	4-3-7	7-3-10						24-20-44
D.J. Welter	DNP	0-2-2	DNP	0-0-0	0-0-0	0-0-0	DNP						0-2-2

<b>TFL-Yards</b>	<b>vs. UO</b>	<b>NW</b>	<b>at MSU</b>	<b>at WVU</b>	<b>UK</b>	<b>UF</b>	<b>at UT</b>	<b>AU</b>	<b>at Bama</b>	<b>WKU</b>	<b>at UM</b>	<b>at Ark.</b>	<b>TOTALS</b>
Ken Adams	0.5-1	0.5-0	2.0-15	0-0	2.0-7	0-0	1.0-7						6.0-30
Ryan Baker	0-0	0-0	1.5-7	0-0	0-0	0-0	0-0						1.5-7
Michael Brockers	0-0	0.5-1	3.0-7	0-0	0-0	1.0-3	0-0						4.5-11
Ron Brooks	0-0	0-0	0-0	0-0	1.0-3	0-0	0-0						1.0-3
Derrick Bryant	0-0	0-0	0-0	1.0-1	0-0	0-0	0-0						1.0-1
Morris Claiborne	0-0	1.0-1	0-0	0-0	0-0	0-0	0-0						1.0-1
Josh Downs	0-0	0.5-1	0-0	0-0	0-0	0-0	0-0						0.5-1
Lavar Edwards	0.5-1	0-0	1.0-5	0-0	0.5-1	0.5-0	0-0						2.5-7
Ego Ferguson	0-0	0-0	0-0	0-0	0.5-0	0-0	0-0						0.5-0
Stefoin Francois	0-0	0.5-1	0-0	0-0	0-0	0.5-1	DNP						1.0-2
Anthony Johnson	0-0	0-0	2.0-9	0-0	0-0	0-0	0-0						2.0-9
Tahj Jones	0-0	0.5-0	0-0	0-0	0-0	0-0	0-0						0.5-0
Bennie Logan	0-0	0-0	3.5-10	0-0	1.5-4	0-0	0-0						5.0-14
Tyrann Mathieu	0.5-1	1.5-12	1.0-4	1.0-1	1.0-8	1.0-7	0-0						6.0-33
Barkevious Mingo	1.0-1	1.0-5	1-9	0-0	1.5-5	0-0	1.0-7						5.5-27
Kevin Minter	0.5-1	0-0	0-0	0-0	1.0-2	0-0	0-0						1.5-3
Sam Montgomery	1.5-3	1.0-2	0-0	0-0	0-0	1.0-5	0-0						3.5-10
Luke Muncie	0-0	0.5-0	0-0	0-0	0-0	0-0	0-0						0.5-0
Jermauria Rasco	DNP	DNP	DNP	1.0-2	0.5-2	0-0	0-0						1.5-4
Eric Reid	0-0	1.0-4	0-0	0-0	0-0	0-0	0-0						1.0-4
Tharold Simon	1.0-2	0-0	0-0	0-0	0.5-2	0-0	0-0						1.5-4
Brandon Taylor	0-0	0.5-1	1.0-3	0-0	0-0	0-0	1.0-3						2.5-7

<b>Sacks-Yards</b>	<b>vs. UO</b>	<b>NW</b>	<b>at MSU</b>	<b>at WVU</b>	<b>UK</b>	<b>UF</b>	<b>at UT</b>	<b>AU</b>	<b>at Bama</b>	<b>WKU</b>	<b>at UM</b>	<b>at Ark.</b>	<b>TOTALS</b>
Ken Adams	0-0	0-0	1.5-7	0-0	0-0	0-0	0-0						1.5-7
Ryan Baker	0-0	0-0	0.5-5	0-0	0-0	0-0	0-0						0.5-5
Michael Brockers	0-0	0-0	1.0-4	0-0	0-0	0-0	0-0						1.0-4
Ron Brooks	0-0	0-0	0-0	0-0	0.5-2	0-0	0-0						0.5-2
Anthony Johnson	0-0	0-0	1.0-5	0-0	0-0	0-0	0-0						1.0-5
Bennie Logan	0-0	0-0	1.0-7	0-0	1.0-4	0-0	0-0						2.0-11
Tyrann Mathieu	0-0	0.5-1	0-0	0-0	1.0-8	0-0	0-0						1.5-9
Sam Montgomery	0-0	0.5-1	0-0	0-0	1.5-6	1.0-5	0-0						3.0-12
Barkevious Mingo	0-0	0-0	1.0-9	0-0	1.0-4	0-0	0-0						2.0-13



## SPECIAL TEAMS TACKLES

Tackles (UT-AT-TOT)	vs. UO	NW	at MSU	at WVU	UK	UF	at UT	AU	at Bama	WKU	at UM	Ark.	TOTALS
Drew Alleman	0-1-1	0-0-0	0-0-0	0-0-0	0-0-0	0-0-0	0-0-0						0-1-1
Alfred Blue	0-1-1	2-1-3*	2-0-2	1-0-1	1-0-1	1-2-3*	0-0-0						7-4-11
Ron Brooks	0-1-1	0-0-0	0-0-0	0-0-0	0-1-1	0-0-0	1-0-1						1-2-3
Derrick Bryant	0-1-1	1-1-2	0-0-0	0-0-0	0-1-1	0-0-0	1-0-1						2-3-5
Morris Claiborne	0-0-0	0-0-0	0-0-0	0-0-0	1-0-1	0-1-1	0-0-0						1-1-2
Rocky Duplessis	1-1-2	0-0-0	0-0-0	1-0-1	0-0-0	0-0-0	0-0-0						2-1-3
Seth Fruge	0-0-0	0-0-0	0-0-0	1-0-1	0-1-1	0-0-0	0-0-0						2-1-3
Lavar Edwards	0-1-1	0-0-0	0-0-0	0-0-0	1-0-1	0-0-0	0-0-0						1-1-2
Tahj Jones	1-0-1	0-0-0	0-0-0	1-0-1	0-0-0	2-1-3	0-0-0						4-1-5
Jarvis Landry	0-0-0	1-0-1	0-0-0	0-0-0	0-0-0	0-0-0	0-0-0						1-0-1
Craig Loston	1-1-2	0-0-0	0-1-1	1-0-1	0-0-0	0-0-0	0-0-0						2-2-4
Tyrann Mathieu	1-1-2*	0-0-0	1-2-3	1-0-1	1-0-1	0-0-0	0-0-0						4-3-7
Barkevious Mingo	0-0-0	2-0-2	0-0-0	0-0-0	0-0-0	0-0-0	0-0-0						2-0-2
Luke Muncie	0-1-1	0-0-0	0-1-0	0-0-0	0-1-1	1-0-1	0-0-0						1-3-4
Jermauria Rasco	0-0-0	0-0-0	0-0-0	0-0-0	0-0-0	1-2-3	0-0-0						2-4-6
Eric Reid	0-0-0	0-0-0	0-0-0	0-0-0	0-1-1	0-0-0	0-0-0						0-1-1
Tharold Simon	0-0-0	1-0-1	0-0-0	0-0-0	0-0-0	0-0-0	0-0-0						1-0-1

\* - Hester Award of the Week

## OFFENSIVE LINE - SNAPS PLAYED

Player	vs. UO	NW	at MSU	at WVU	UK	UF	at UT	AU	at Bama	WKU	at UM	Ark.	TOTALS
Will Blackwell	74	47	44	73	66	62	70						432
Matt Branch	DNP	21	DNP	DNP	3	DNP	DNP						24
La'el Collins	DNP	21	DNP	DNP	3	DNP	DNP						24
Chris Davenport	DNP	5	DNP	DNP	3	DNP	DNP						8
Ben Domingue	DNP	12	DNP	DNP	3	DNP	DNP						15
Chris Faulk	74	63	7	45	66	62	70						385
T-Bob Hebert	74	47	69	52	DNP	39	70						350
Alex Hurst	74	47	69	34	66	62	70						422
P.J. Loneragan	74	56	69	73	66	23	DNP						360
Greg Shaw	DNP	21	64	66	3	DNP	DNP						154
Josh Williford	DNP	DNP	25	21	66	62	70						245

## OFFENSIVE LINE - KNOCKDOWNS

Player	vs. UO	NW	at MSU	at WVU	UK	UF	at UT	AU	at Bama	WKU	at UM	Ark.	TOTALS
Will Blackwell	3	7.5	3.5	14	7	10	8						53
Matt Branch	DNP	7	DNP	DNP	0	DNP	DNP						7
La'el Collins	DNP	3	DNP	DNP	0	DNP	DNP						3
Chris Davenport	DNP	0	DNP	DNP	0	DNP	DNP						0
Ben Domingue	DNP	1	DNP	DNP	0	DNP	DNP						1
Chris Faulk	6	5	0	8	1	6	12.5						38.5
T-Bob Hebert	11	9	6.5	10.5	DNP	6	5						48
Alex Hurst	5.5	3	6	4	7	7	3						35.5
P.J. Loneragan	14.5	8	4.5	7	3	5.5	DNP						42.5
Greg Shaw	DNP	2	6	9.5	1	DNP	DNP						18.5
Josh Williford	DNP	DNP	2	1	1	8.5	7						19.5

# Game 1

#3/3 Oregon	27
#4/4 LSU	40

Sept. 3, 2011 • Cowboys Stadium • Arlington, Texas • 87,711



## No. 4 LSU Shuts Down No. 3 Oregon in Cowboys Classic, 40-27

LSU's defense contained one of the most potent offensive attacks in college football limiting Oregon to just 335 total yards as the fourth-ranked Tigers opened 2011 with an impressive 40-27 victory over the third-ranked Ducks in Cowboys Stadium. While the defense was doing its job, the LSU offense was methodical in its approach, wearing down the Ducks with a steady pounding of sophomore running backs **Spencer Ware** (99 yards, 1 TD) and **Michael Ford** (96 yards, 2 TDs). The duo combined for 195 yards and 3 TDs as the Tigers broke open a tight game at halftime with 17 unanswered points during a 7-minute stretch in the second half. Trailing 6-3 early in the second quarter, LSU DB **Tyrann Mathieu** stripped Oregon's punt returner Kenyon Barner of the ball and then scooped up the fumble and raced three-yards for the score, giving the Tigers a 9-6 advantage. LSU QB **Jarrett Lee** hit **Rueben Randle** with a 10-yard TD pass just before halftime to give the Tigers the lead for good at 16-13. Touchdown runs by Ford and Ware in the third quarter stretched the lead to 30-13 at the 3:03 mark. Oregon pulled to within 33-20 early in the fourth quarter, but a 16-yard TD run by Ford put the game out of reach at 40-20 with just over two minutes left in the contest. LSU held Oregon All-America RB LaMichael James to just 54 yards on 18 carries. Lee finished 10-of-22 for 98 yards and 1 TD.

Scoring					
OREGON	6	7	0	14	- 27
LSU	3	13	14	10	- 40

LSU	2:35	1Q	Alleman 44 FG
ORE	4:14	1Q	Beard 29 FG
ORE	0:42	1Q	Beard 30 FG
LSU	14:43	2Q	Mathieu 3 fumble recovery (Alleman kick failed)
ORE	5:16	2Q	L. James 3 run (Beard kick)
LSU	0:44	2Q	Randle 10 pass from Lee (Alleman Kick)
LSU	6:23	3Q	Ford 5 run (Alleman Kick)
LSU	3:03	3Q	Ware 1 run (Alleman Kick)
LSU	14:07	4Q	Alleman 32 FG
ORE	9:14	4Q	Huff 8 pass from Da. Thomas (Beard Kick)
LSU	2:52	4Q	Ford 16 run (Alleman Kick)
ORE	0:13	4Q	De. Thomas 4 run (Beard Kick)

## Team Stats

	UO	LSU
FIRST DOWNS	18	18
RUSHING	5	11
PASSING	12	5
PENALTY	1	2
RUSHING ATTEMPTS	28	48
YARDS GAINED RUSHING	103	206
YARDS LOST RUSHING	8	31
NET YARDS RUSHING	95	175
NET YARDS PASSING	240	98
PASSES ATTEMPTED	54	22
PASSES COMPLETED	31	10
HAD INTERCEPTED	1	0
TOTAL OFFENSIVE PLAYS	82	70
TOTAL NET YARDS	335	273
AVERAGE GAIN PER PLAY	4.1	3.9
FUMBLES/LOST	3/3	3/1
PENALTIES/YARDS	12/95	5/47
INTERCEPTIONS/YARDS	0/0	1/2
PUNTS/YARDS	4/189	6/248
AVERAGE PER PUNT	47.2	41.3
PUNT RETURNS/YARDS	4/10	3/26
KICKOFF RETURNS/YARDS	8/150	5/98
POSSESSION TIME	26:56	33:04
THIRD-DOWN CONVERSIONS	9/19	6/15
FOURTH-DOWN CONVERSIONS	1/2	0/0
SACKS BY	1/6	2/2

## LSU

RUSHING	Att.	Gain	Lost	Net	TD	Long
Spencer Ware	26	101	2	99	1	16
Michael Ford	14	98	2	96	2	20
Kenny Hilliard	2	3	0	3	0	3
Alfred Blue	1	2	0	2	0	2
Jarrett Lee	2	2	6	-4	0	2

PASSING	Att.	Comp	Int	Yds	TD	Long	Sacks
Jarrett Lee	10	22	0	98	1	29	1

RECEIVING	No.	Yds.	TD	Long
Deangelo Peterson	4	62	0	29
Odell Beckham, Jr.	2	10	0	6
Rueben Randle	1	10	1	10
Spencer Ware	1	9	0	9
Michael Ford	1	4	0	4
Jarvis Landry	1	3	0	3

PUNTING	No.	Yds.	Avg.	Long	I20
Brad Wing	6	248	41.3	58	2

FIELD GOALS	Att.	Made	Long	KICKS
Drew Alleman	2	2	44	Made 44, 32

Punts			Kickoffs			Intercepted		
No.	Yds.	Lg.	No.	Yds.	Lg.	No.	Yds.	Lg.
Tyrann Mathieu	3	26	15	0	0	0	0	0
Rueben Randle	0	0	0	1	-1	0	0	0
Morris Claiborne	0	0	0	4	99	39	0	0
Tharold Simon	0	0	0	0	0	0	1	-2

## OREGON

RUSHING	Att.	Gain	Lost	Net	TD	Long
LaMichael James	18	57	3	54	1	13
DeAnthony Thomas	4	22	0	22	1	5
Darron Thomas	2	12	0	12	0	8
Kenjon Barner	4	12	5	7	0	8

PASSING	Att.	Comp	Int.	Yds.	TD	Long	Sacks
Darron Thomas	31	54	1	240	1	18	0

RECEIVING	No.	Yds.	TD	Long
Lavasier Tuinei	7	47	0	12
LaMichael James	6	61	0	16
DeAnthony Thomas	6	47	0	18
Josh Huff	5	28	1	14
David Paulson	3	21	0	8
Justin Hoffman	2	22	0	14
Kenjon Barner	1	9	0	9
Will Murphy	1	5	0	5

PUNTING	No.	Yds.	Avg.	Long	I20
Jackson Rice	4	189	47.2	53	1

FIELD GOALS	Att.	Made	Long	KICKS
Rob Beard	2	2	30	made 29, 30

Punts			Kickoffs			Intercepted		
No.	Yds.	Lg.	No.	Yds.	Lg.	No.	Yds.	Lg.
Kenjon Barner	3	-6	8	4	65	26	0	0
LaMichael James	1	-4	0	1	21	21	0	0
Josh Huff	0	0	0	1	11	11	0	0
DeAnthony Thomas	0	0	0	2	53	25	0	0

# Game 2

Northwestern State	3
#2/3 LSU	49

Sept. 10, 2011 • Tiger Stadium • Baton Rouge, La. • 92,405



## LSU

RUSHING	Att.	Gain	Lost	Net	TD	Long
Michael Ford	13	73	1	72	2	26
Alfred Blue	15	53	0	53	1	9
Jakhari Gore	7	26	2	24	0	7
Spencer Ware	6	20	0	20	2	8
Odell Beckham, Jr.	1	15	0	15	0	15

PASSING	Att.	Comp	Int	Yds	TD	Long	Sacks
Jarrett Lee	10	9	0	133	1	43	1
Zach Mettenberger	11	8	0	92	1	24	0

RECEIVING	No.	Yds.	TD	Long
Rueben Randle	5	121	0	43
Odell Beckham, Jr.	5	40	0	11
Kadron Boone	2	28	1	19
James Wright	2	20	0	13
Spencer Ware	1	10	0	10
Deangelo Peterson	1	9	1	9

PUNTING	No.	Yds.	Avg.	Long	I20
D.J. Howard	3	123	41	53	2

FIELD GOALS	Att.	Made	Long	KICKS
Drew Alleman	1	0	0	Missed: 50

Punts				Kickoffs			Intercepted		
ALL RETURNS	No.	Yds.	Lg.	No.	Yds.	Lg.	No.	Yds.	Lg.
Rueben Randle	1	-8	0	0	0	0	0	0	0
Tyrann Matheiu	1	3	3	0	0	0	0	0	0
Odell Beckham, Jr.	1	0	0	0	0	0	0	0	0
Jarvis Landry	1	31	31	0	0	0	0	0	0
Deangelo Peterson	0	0	0	1	5	5	0	0	0
Michael Brockers	0	0	0	0	0	0	1	0	0
Mitch Joseph	0	0	0	1	2	2	0	0	0

## NORTHWESTERN STATE

RUSHING	Att.	Gain	Lost	Net	TD	Long
Sterling Endsley	4	9	1	8	0	5
Rumeall Morris	9	11	5	6	0	5
D.J. Palmer	3	6	0	6	0	6
Justin Aldredge	1	1	0	1	0	1

PASSING	Att.	Comp	Int.	Yds.	TD	Long	Sacks
Brad Henderson	26	16	1	74	0	17	1
Don Canyon	3	1	0	25	0	25	0

RECEIVING	No.	Yds.	TD	Long
Justin Aldredge	7	58	0	25
T.C. Henry	2	22	0	17
Sidney Riley	2	6	0	4
Trevor Eikman	1	9	0	9
Louis Hollier	1	5	0	5
D.J. Palmer	1	3	0	3
Phillip Harvey	1	1	0	1

PUNTING	No.	Yds.	Avg.	Long	I20
Nic Russo	7	239	34.1	41	1

FIELD GOALS	Att.	Made	Long	KICKS
John Shaughnessy	1	44	44	Made: 44

Punts				Kickoffs			Intercepted		
ALL RETURNS	No.	Yds.	Lg.	No.	Yds.	Lg.	No.	Yds.	Lg.
Kevin Shief	1	-1	0	2	33	17	0	0	0
Phillip Harvey	0	0	0	6	99	28	0	0	0

## Tiger Defense Stifles Northwestern State in 49-3 Rout

LSU put together another outstanding defensive outing - limiting Northwestern State to just 95 total yards - and the Tiger offense scored touchdowns on seven of 12 possessions in a 49-3 win over the Demons in Tiger Stadium. The win was the 35th straight non-conference regular-season victory for the Tigers. LSU never trailed in the contest, scoring on its first possession when **Jarrett Lee** connected with **Deangelo Peterson** on a 9-yard TD pass. The Demons cut the margin to 7-3 early in the second quarter, but the Tigers responded with TDs on three of their next four possessions to take a 28-3 lead at halftime. **Zach Mettenberger** started the second half for LSU and completed 8-of-11 passes for 92 yards and 1 TD in his first action as a Tiger. **Michael Ford** led the Tigers in rushing with 72 yards and a pair of scores, while **Alfred Blue** added 53 yards and 1 TD as the Tigers grounded out 175 rushing yards. Mettenberger and Lee combined to complete 17 of 21 passes for 225 yards and a pair of TDs as LSU's offense accounted for 400 total yards. Defensively, the Tigers held the Demons to minus-4 rushing yards on 27 attempts. It's the first time since 1982 that an LSU defense held an opponent to negative rushing yards (Ole Miss, minus-50 yards, 1982). **Morris Claiborne** led the LSU defense with 6 tackles as the Tigers had 12 players account for a tackle for loss in the game.

Scoring					
NSU	0	3	0	0	- 3
LSU	7	21	14	7	- 49
LSU	8:03	1Q	De. Peterson 9 pass from Lee (Alleman Kick)		
NSU	14:00	2Q	Shaughnessy 44 FG		
LSU	9:50	2Q	Ware 1 run (Alleman Kick)		
LSU	8:33	2Q	Ware 6 run (Alleman Kick)		
LSU	0:20	2Q	Ford 3 run (Alleman Kick)		
LSU	12:39	3Q	Ford 7 run (Alleman Kick)		
LSU	2:36	3Q	Blue 4 run (Alleman Kick)		
LSU	7:36	4Q	Boone 19 pass from Mettenberger (Alleman Kick)		

## Team Stats

	NSU	LSU
FIRST DOWNS	6	23
RUSHING	2	11
PASSING	3	11
PENALTY	1	1
RUSHING ATTEMPTS	27	45
YARDS GAINED RUSHING	34	190
YARDS LOST RUSHING	28	15
NET YARDS RUSHING	-4	175
NET YARDS PASSING	95	225
PASSES ATTEMPTED	29	21
PASSES COMPLETED	17	17
HAD INTERCEPTED	1	0
TOTAL OFFENSIVE PLAYS	56	66
TOTAL NET YARDS	95	400
AVERAGE GAIN PER PLAY	1.7	6.1
FUMBLES/LOST	4/0	3/1
PENALTIES/YARDS	5/40	7/51
INTERCEPTIONS/YARDS	0/0	1/0
PUNTS/YARDS	7/239	3/123
AVERAGE PER PUNT	34.1	41.0
PUNT RETURNS/YARDS	1/1	4/26
KICKOFF RETURNS/YARDS	8/132	2/7
POSSESSION TIME	29:07	30:53
THIRD-DOWN CONVERSIONS	2/16	9/13
FOURTH-DOWN CONVERSIONS	1/3	0/0
SACKS BY	1/11	1/3

# Game 3

#3 LSU	19
#25 Mississippi State	6



Sept. 15, 2011 • Davis Wade Stadium • Starkville, Miss. • 56,924

## Tigers Score 13 Unanswered To Put Away No. 25 Mississippi State on Thursday

LSU's defense held Mississippi State to nearly 400 yards below its season average as the third-ranked Tigers used a methodical offensive effort to post a 19-6 Thursday night win over the Bulldogs in Starkville. LSU never trailed in the contest, taking a 3-0 lead midway through the first quarter on a 21-yard **Drew Alleman** field goal. Mississippi State tied the game at 3-3 on its next possession before another Alleman field goal just before halftime gave the Tigers a 6-3 lead at the break. The Bulldogs tied the game at 6-6 late in the third quarter, before the Tigers closed the game with 13 unanswered points for the victory. First, Alleman broke the tie with a 41-yard field goal with 1:46 left in the third quarter and then **Jarrett Lee** connected with **Rueben Randle** on a 19-yard TD pass at the 11:56 mark in the fourth quarter to put the Tigers up by 10 at 16-6. Alleman closed the scoring with another field goal at the 2:53 mark. For the game, LSU's defense recorded 15 tackles for losses and five sacks in holding the Bulldogs to just 52 rushing yards and 193 total yards. On 11 possessions, LSU's defense forced a 3-and-out or a turnover seven times. Offensively, Lee completed 21-of-27 passes for 213 yards and one score, while **Spencer Ware** rushed for 107 yards to lead the Tigers rushing attack. LSU finished with 361 yards of total offense (148 rushing, 213 passing) as the Tigers had nearly 38 minutes of possession time.

### Scoring

LSU	3	3	3	10	- 19
MSU	3	0	3	0	- 6
LSU	5:42	1Q	Alleman 21 FG		
MSU	0:04	1Q	DePasquale 26 FG		
LSU	1:18	2Q	Alleman 42 FG		
MSU	5:26	3Q	DePasquale 42 FG		
LSU	1:46	3Q	Alleman 41 FG		
LSU	11:56	4Q	Randle 19 pass from Lee (Alleman Kick)		
LSU	2:53	4Q	Alleman 29 FG		

### Team Stats

	LSU	MSU
FIRST DOWNS	21	13
RUSHING	8	4
PASSING	11	7
PENALTY	2	2
RUSHING ATTEMPTS	38	34
YARDS GAINED RUSHING	159	109
YARDS LOST RUSHING	11	57
NET YARDS RUSHING	148	52
NET YARDS PASSING	213	141
PASSES ATTEMPTED	27	25
PASSES COMPLETED	21	15
HAD INTERCEPTED	1	2
TOTAL OFFENSIVE PLAYS	65	59
TOTAL NET YARDS	361	193
AVERAGE GAIN PER PLAY	5.6	3.3
FUMBLES/LOST	0/0	2/0
PENALTIES/YARDS	9/83	6/46
INTERCEPTIONS/YARDS	2/6	1/1
PUNTS/YARDS	4/149	6/221
AVERAGE PER PUNT	37.2	36.8
PUNT RETURNS/YARDS	2/8	0/0
KICKOFF RETURNS/YARDS	3/71	6/99
POSSESSION TIME	37:50	22:10
THIRD-DOWN CONVERSIONS	4/12	6/14
FOURTH-DOWN CONVERSIONS	0/0	0/0
SACKS BY	4/25	1/7

### LSU

RUSHING	Att.	Gain	Lost	Net	TD	Long
Spencer Ware	22	109	2	107	0	23
Michael Ford	13	50	0	50	0	11
J.C. Copeland	1	0	0	0	0	0

### PASSING

	Att.	Comp	Int	Yds	TD	Long	Sacks
Jarrett Lee	27	21	1	213	1	31	1

### RECEIVING

	No.	Yds.	TD	Long
Odell Beckham, Jr.	8	61	0	13
Rueben Randle	6	98	1	31
Jarvis Landry	2	20	0	18
James Wright	1	11	0	11
Mitch Joseph	1	7	0	7
Kadron Boone	1	6	0	6
Michael Ford	1	6	0	6
Kenny Hilliard	1	4	0	4

### PUNTING

	No.	Yds.	Avg.	Long	I20	TB
D.J. Howard	4	149	37.2	41	1	1

### FIELD GOALS

	Att.	Made	Long	KICKS
Drew Alleman	4	4	41	Made: 21, 42, 41, 29

	Punts			Kickoffs			Intercepted		
	No.	Yds.	Lg.	No.	Yds.	Lg.	No.	Yds.	Lg.
ALL RETURNS									
Tyrann Mathieu	2	-8	0	0	0	0	0	0	0
Morris Claiborne	0	0	0	2	55	33	2	6	6
Ron Brooks	0	0	0	1	16	16	0	0	0

### MISSISSIPPI STATE

RUSHING	Att.	Gain	Lost	Net	TD	Long
Vick Ballard	10	44	6	38	0	12
Chris Relf	16	38	28	10	0	14
Robert Elliott	1	9	0	9	0	9
LaDarius Perkins	4	15	8	7	0	15
Tyler Russell	3	3	15	-12	0	3

### PASSING

	Att.	Comp	Int.	Yds.	TD	Long	Sacks
Chris Relf	17	11	1	96	0	19	3
Tyler Russell	8	4	1	45	0	23	1

### RECEIVING

	No.	Yds.	TD	Long
Marcus Green	3	46	0	23
Vick Ballard	3	32	0	14
LaDarius Perkins	3	2	0	3
Chris Smith	2	21	0	18
Chad Bumphis	2	7	0	5
Malcolm Johnson	1	22	0	22
Arceto Clark	1	11	0	11

### PUNTING

	No.	Yds.	Avg.	Long	I20
Baker Swedenburg	6	221	36.8	47	1

### FIELD GOALS

	Att.	Made	Long	KICKS
Derek DePasquale	2	2	42	Made: 26, 42

	Punts			Kickoffs			Intercepted		
	No.	Yds.	Lg.	No.	Yds.	Lg.	No.	Yds.	Lg.
ALL RETURNS									
LaDarius Perkins	0	0	0	3	53	20	0	0	0
Johnathan Banks	0	0	0	0	0	0	1	-1	1
Jameon Lewis	0	0	0	2	46	25	0	0	0
Adrian Marcus	0	0	0	1	0	0	0	0	0

# Game 4

#2/3 LSU	47
#16 West Virginia	21



Sept. 24, 2011 • Milan Puskar Stadium • Morgantown, W. Va. • 62,056

## Jarrett Lee Throws For Three Touchdowns As LSU Rolls Over West Virginia

Jarrett Lee threw for three TD passes as the Tigers rode a balanced offensive attack to post their third win over a top 25 team with a 47-21 victory over 16th-ranked West Virginia in Morgantown. LSU won despite a record-setting passing night by the Mountaineers as they set school records for completions (38) and passing yards (463). LSU wasted little time in jumping on the Mountaineers, scoring on an 11-yard TD pass from Lee to **Rueben Randle** on its first possession. LSU stretched the lead to 13-0 following a 22-yard TD run by **Michael Ford**. WVU countered with a score, but the Tigers closed the half with 14 straight points to take a 27-7 lead at halftime. **Odell Beckham Jr.** caught a 52-yard TD pass from Lee for a 20-7 lead and then a defensive highlight reel play from **Tyrann Mathieu** – on a corner blitz he intercepted a pass that he batted backwards into the air – putting the Tigers at the 1-yard line with less than a minute to go before halftime. LSU scored two plays later for a 27-7 advantage. The Tigers appeared to be on their way to putting the game away on their first possession of the second half, however, a dropped TD pass and then a missed field goal gave WVU new life. The Mountaineers responded with two quick TDs to cut the deficit to 27-21 late in the third quarter. LSU regained the moment on the ensuing kickoff as **Morris Claiborne** raced 99 yards for a TD giving the Tigers a 33-21 cushion. From there it was all LSU as the Tigers tacked on two fourth quarter TDs for the 47-21 victory. The Tigers forced four turnovers, converting TDs on three of those. **Spencer Ware** led the Tigers with 92 yards on a23 carries, while Ford added 82 yards and 2 TDs on 12 attempts. Lee connected on 16-of-28 passes for 180 yards and a season-best three scores.

Scoring					
LSU	13	14	7	13	- 47
WVU	0	7	14	0	- 21
LSU	10:05	1Q	Randle 11 pass from Lee (Alleman kick)		
LSU	1:49	1Q	Ford 22 run (TEAM rush fumbled)		
WVU	12:30	2Q	Bailey 20 pass from Geno Smith (Bitancurt kick)		
LSU	6:57	2Q	Beckham 52 pass from Lee (Alleman kck)		
LSU	00:27	2Q	Clement 1 pass from Lee (Alleman kick)		
WVU	8:40	3Q	Urban 12 pass from Geno Smith (Bitancurt kick)		
WVU	1:16	3Q	D. Garrison 1 run (Bitancurt kick)		
LSU	9:55	4Q	Ford 15 run (Lee pass failed)		
LSU	3:03	4Q	Blue 18 run (Alleman kick)		

## Team Stats

	LSU	WVU
FIRST DOWNS	19	28
RUSHING	9	3
PASSING	8	23
PENALTY	2	2
RUSHING ATTEMPTS	41	22
YARDS GAINED RUSHING	204	78
YARDS LOST RUSHING	18	8
NET YARDS RUSHING	186	70
NET YARDS PASSING	180	463
PASSES ATTEMPTED	28	65
PASSES COMPLETED	16	38
HAD INTERCEPTED	0	2
TOTAL OFFENSIVE PLAYS	69	87
TOTAL NET YARDS	366	533
AVERAGE GAIN PER PLAY	5.3	6.1
FUMBLES/LOST	1/0	3/2
PENALTIES/YARDS	5/45	10/73
INTERCEPTIONS/YARDS	2/25	0/0
PUNTS/YARDS	6/292	6/232
AVERAGE PER PUNT	48.7	38.7
PUNT RETURNS/YARDS	3/34	0/0
KICKOFF RETURNS/YARDS	4/165	6/100
POSSESSION TIME	33:22	26:38
THIRD-DOWN CONVERSIONS	8/16	7/17
FOURTH-DOWN CONVERSIONS	0/0	1/2
SACKS BY	0/0	0/0

## LSU

RUSHING	Att.	Gain	Lost	Net	TD	Long
Spencer Ware	23	97	5	92	0	16
Michael Ford	12	83	1	82	2	22
Alfred Blue	2	21	0	21	1	18
Russell Sheppard	1	3	0	3	0	3

PASSING	Att.	Comp	Int	Yds	TD	Long	Sacks
Jarrett Lee	28	16	0	180	3	52	0

RECEIVING	No.	Yds.	TD	Long
Rueben Randle	6	53	1	16
Spencer Ware	3	18	0	11
Odell Beckham	2	82	1	52
Russell Sheppard	1	16	0	16
Kadron Boone	1	5	0	5
James Wright	1	3	0	3
Chase Clement	1	1	1	1
Deangelo Peterson	1	2	0	2

PUNTING	No.	Yds.	Avg.	Long	I20	TB
Brad Wing	6	292	48.7	60	6	0

FIELD GOALS	Att.	Made	Long
Drew Alleman	1	0	Missed: 30

Punts			Kickoffs			Intercepted		
No.	Yds.	Lg.	No.	Yds.	Lg.	No.	Yds.	Lg.
Morris Claiborne	0	0	0	3	154	99	0	0
Tyrann Mathieu	3	34	12	0	0	0	1	16
Brandon Taylor	0	0	0	0	0	0	1	9
Jarvis Landry	0	0	0	1	11	11	0	0

## WEST VIRGINIA

RUSHING	Att.	Gain	Lost	Net	TD	Long
Dustin Garrison	10	48	2	46	1	17
Shawne Alston	4	14	0	14	0	7
Vernard Roberts	5	9	0	9	0	4
Geno Smith	2	7	2	5	0	7

PASSING	Att.	Comp	Int.	Yds.	TD	Long	Sacks
Geno Smith	65	38	2	463	2	72	0

RECEIVING	No.	Yds.	TD	Long
Tavon Austin	11	187	9	72
Stedman Bailey	8	115	1	20
Ivan McCartney	6	59	0	20
Dustin Garrison	4	26	0	19
Tyler Urban	3	33	1	16
Brad Starks	3	24	0	10
Devon Brown	1	10	0	10
Willie Milhouse	1	8	0	8
Vernard Roberts	1	1	0	1

PUNTING	No.	Yds.	Avg.	Long	I20	TB
Corey Smith	6	232	38.7	58	0	0

FIELD GOALS	Att.	Made	Long
none			

Punts			Kickoffs			Intercepted		
No.	Yds.	Lg.	No.	Yds.	Lg.	No.	Yds.	Lg.
Tavon Austin	0	0	0	6	100	26	0	0



# Game 5

<b>Kentucky</b>	<b>7</b>
<b>#1/2 LSU</b>	<b>35</b>

Oct. 1, 2011 • Tiger Stadium • Baton Rouge, La. • 92,660



## No. 1 LSU Rolls By Kentucky In SEC Home Opener, 35-7

Behind another strong defensive outing and a balanced offensive attack, LSU remained undefeated with a 35-7 victory over Kentucky in Tiger Stadium. LSU limited Kentucky to just 155 total yards, 45 in the first half, as the Tigers led from start to finish. LSU finished the game with 348 total yards (179 rushing, 169 passing). LSU punted on six of its eight first half possessions, but the Tigers did manage to take a 14-0 lead at halftime. **Jordan Jefferson**, in his first action this year, scored on a 1-yard run at the 7:06 mark in the first quarter to give the Tigers a 7-0 lead. LSU extended the lead to 14-0 on a 51-yard TD pass from **Jarrett Lee** to **Odell Beckham Jr.** After holding Kentucky to a 3-and-out to start the second half, LSU went 68 yards on 10 plays, capped by a 1-yard run by **Alfred Blue** to stretch the lead to 21-0. The Tigers increased the lead to 28-0 when **Tyrann Mathieu** recovered a fumble that he forced and raced 23-yards for a TD. **Terrence Magee** capped the scoring for the Tigers with his first career TD early in the fourth quarter. The Wildcats scored their only points of the game with less than five minutes to go. Blue led the Tigers with 72 yards and one TD on 16 carries, while Lee connected on 8-of-21 passes for 169 yards and a score. LSU held Kentucky to 89 rushing yards and just 66 passing yards.

Scoring					
UK	0	0	0	7	- 7
LSU	7	7	14	7	- 35
LSU	7:06	1Q	Jefferson 1 run (Alleman kick)		
LSU	11:14	2Q	Beckham 51 pass from Lee (Alleman kick)		
LSU	8:07	3Q	Blue 1 run (Alleman kick)		
LSU	4:30	3Q	Mathieu 23 fumble recovery (Alleman kick)		
LSU	10:39	4Q	Terrence Magee 1 run (Alleman kick)		
UK	4:22	4Q	Roark 4 pass from Newton (McIntosh kick)		

### Team Stats

	UK	LSU
FIRST DOWNS	13	18
RUSHING	6	10
PASSING	5	7
PENALTY	2	1
RUSHING ATTEMPTS	39	46
YARDS GAINED RUSHING	135	186
YARDS LOST RUSHING	46	7
NET YARDS RUSHING	89	179
NET YARDS PASSING	66	169
PASSES ATTEMPTED	25	21
PASSES COMPLETED	7	8
HAD INTERCEPTED	0	0
TOTAL OFFENSIVE PLAYS	64	67
TOTAL NET YARDS	155	348
AVERAGE GAIN PER PLAY	2.4	5.2
FUMBLES/LOST	2/1	1/0
PENALTIES/YARDS	6/23	4/32
INTERCEPTIONS/YARDS	0/0	0/0
PUNTS/YARDS	10/424	8/335
AVERAGE PER PUNT	42.4	41.9
PUNT RETURNS/YARDS	2/9	2/30
KICKOFF RETURNS/YARDS	4/99	2/39
POSSESSION TIME	28:47	31:13
THIRD-DOWN CONVERSIONS	3/15	6/15
FOURTH-DOWN CONVERSIONS	1/1	1/1
SACKS BY	0/0	5/24

### LSU

RUSHING	Att.	Gain	Lost	Net	TD	Long
Alfred Blue	16	72	0	72	1	14
Terrence Magee	12	38	0	38	1	8
Jordan Jefferson	4	29	0	29	1	12
Michael Ford	9	28	6	22	0	9
Russell Sheppard	1	13	0	13	0	13
Spencer Ware	4	6	1	5	0	3

PASSING	Att.	Comp	Int	Yds	TD	Long	Sacks
Jarrett Lee	21	8	0	169	1	51	0

RECEIVING	No.	Yds.	TD	Long
Odell Beckham, Jr.	3	75	1	51
Russell Shepard	2	35	0	22
Deangelo Peterson	2	22	0	11
Rueben Randle	1	37	0	37

PUNTING	No.	Yds.	Avg.	Long	I20	TB
Brad Wing	8	335	41.9	50	1	2

FIELD GOALS	Att.	Made	Long
No Attempts			

ALL RETURNS	Punts			Kickoffs			Intercepted		
	No.	Yds.	Lg.	No.	Yds.	Lg.	No.	Yds.	Lg.
Tyrann Mathieu	2	30	19	0	0	0	0	0	0
Morris Claiborne	0	0	0	1	24	24	0	0	0
Odell Beckham, Jr.	0	0	0	1	15	15	0	0	0

### KENTUCKY

RUSHING	Att.	Gain	Lost	Net	TD	Long
Josh Clemons	21	73	4	69	0	17
Morgan Newton	9	45	12	33	0	14
Jonathan George	6	16	6	10	0	8
Maxwell Smith	3	1	24	-23	0	1

PASSING	Att.	Comp	Int.	Yds.	TD	Long	Sacks
Morgan Newton	20	6	0	57	1	19	3
Maxwell Smith	5	1	0	9	0	9	2

RECEIVING	No.	Yds.	TD	Long
Matt Roark	4	19	1	9
La'Rod King	2	31	0	19
E.J. Fields	1	16	0	16

PUNTING	No.	Yds.	Avg.	Long	I20	TB
Ryan Tydlacka	10	424	42.4	64	1	0

FIELD GOALS	Att.	Made	Long
No Attempts			

ALL RETURNS	Punts			Kickoffs			Intercepted		
	No.	Yds.	Lg.	No.	Yds.	Lg.	No.	Yds.	Lg.
Randall Burden	2	9	5	0	0	0	0	0	0
Mychal Bailey	0	0	0	3	66	23	0	0	0
Winston Guy	0	0	0	1	33	33	0	0	0

# Game 6

#17/18 Florida	11
#1/2 LSU	41

Oct. 8, 2011 • Tiger Stadium • Baton Rouge, La. • 93,022



## Ware Leads LSU Rushing Attack Past No. 17 Florida, 41-11

**Spencer Ware** rushed for a career-high 109 yards and 2 TDs and the Tiger defense limited Florida to just 213 yards as LSU rolled to 41-11 win over the 17th-ranked Gators in Tiger Stadium. LSU scored on four of its first five possessions – including a 46-yard TD pass from **Jarrett Lee** to **Rueben Randle** on the Tigers' second offensive play of the game. LSU quickly built a 14-0 lead on a 2-yard run by Ware at the 6:40 mark in the first quarter. **Drew Alleman** added a 35-yard field goal and Ware an 8-yard TD run as the Tigers built a 24-0 first half lead. Florida kicked a field goal just before halftime as the Tigers led 24-3 at intermission. Florida scored its only TD of the game late in the third quarter to cut the deficit to 27-11, but the Tigers responded with a TD on its next possession to put the game out of reach at 34-11. **Alfred Blue** closed out the scoring with a 2-yard run with just over a minute left in the game. LSU's defense held Florida to nine first downs as the Gators completed just 9 passes for a total of 113 yards passing. LSU had its best offensive showing of the season, totaling 453 total yards (238 rushing, 253 passing). Lee connected on 7-of-10 passes for 154 yards and one score, while **Jordan Jefferson** connected on 3-of-4 attempts for 61 yards and a score. Blue added 70 rushing yards and 1 TD for the Tigers. Defensively, **Tyrann Mathieu** had 6 tackles, including one for a 7-yard loss, and an interception.

### Scoring

UF	0	3	8	0	- 11
LSU	14	10	3	14	- 41

LSU	11:55	1Q	Randle 46 pass from Lee (Alleman kick)
LSU	6:40	1Q	Ware 2 run (Alleman kick)
LSU	13:22	2Q	Alleman 35 FG
LSU	6:50	2Q	Ware 8 run (Alleman kick)
UF	0:08	2Q	Sturgis 34 FG
LSU	4:40	3Q	Alleman 23 FG
UF	0:40	3Q	Debose 65 pass from Brissett (Rainey rush)
LSU	12:20	4Q	Joseph 2 pass from Jefferson (Alleman kick)
LSU	1:27	4Q	Blue 2 run (Alleman kick)

### Team Stats

	UF	LSU
FIRST DOWNS	9	20
RUSHING	5	10
PASSING	3	7
PENALTY	1	3
RUSHING ATTEMPTS	32	49
YARDS GAINED RUSHING	124	253
YARDS LOST RUSHING	11	15
NET YARDS RUSHING	113	238
NET YARDS PASSING	100	215
PASSES ATTEMPTED	16	14
PASSES COMPLETED	9	10
HAD INTERCEPTED	2	0
TOTAL OFFENSIVE PLAYS	48	63
TOTAL NET YARDS	213	453
AVERAGE GAIN PER PLAY	4.4	7.2
FUMBLES/LOST	2-0	0-0
PENALTIES/YARDS	12/90	9/65
INTERCEPTIONS/YARDS	0/0	2/17
PUNTS/YARDS	6/224	3/163
AVERAGE PER PUNT	37.3	45.3
PUNT RETURNS/YARDS	2/7	3/15
KICKOFF RETURNS/YARDS	6/139	3/42
POSSESSION TIME	24:20	35:40
THIRD-DOWN CONVERSIONS	2/11	6/13
FOURTH-DOWN CONVERSIONS	1/2	1/1
SACKS BY	1/8	1/5

### LSU

RUSHING	Att.	Gain	Lost	Net	TD	Long
Spencer Ware	24	113	4	109	2	18
Alfred Blue	14	73	3	70	1	20
Jordan Jefferson	4	7	0	7	0	3
Terrence Magee	3	9	0	9	0	6
Brad Wing	1	44	0	44	0	44
Kenny Hilliard	1	5	0	5	0	5
Michael Ford	1	2	0	2	0	2

PASSING	Att.	Comp	Int	Yds	TD	Long	Sacks
Jarrett Lee	10	7	9	154	1	57	1
Jordan Jefferson	4	3	0	61	1	37	0

RECEIVING	No.	Yds.	TD	Long
Rueben Randle	4	127	1	57
Russell Shepard	2	41	0	37
Deangelo Peterson	1	22	0	22
Kadron Boone	1	21	0	21
Mitch Joseph	1	2	1	2
Spencer Ware	1	2	0	2

PUNTING	No.	Yds.	Avg.	Long	I20	TB
Brad Wing	3	117	39	45	1	0

FIELD GOALS	Att.	Made	Long
Drew Alleman	2	2	made: 35, 23

ALL RETURNS	Punts			Kickoffs			Intercepted		
	No.	Yds.	Lg.	No.	Yds.	Lg.	No.	Yds.	Lg.
Tyrann Mathieu	2	12	9	0	0	0	1	0	0
Rueben Randle	1	3	3	0	0	0	0	0	0
Morris Claiborne	0	0	0	2	33	19	0	0	0
Chase Clement	0	0	0	1	9	9	0	0	0
Brandon Taylor	0	0	0	0	0	0	1	17	17

### FLORIDA

RUSHING	Att.	Gain	Lost	Net	TD	Long
Chris Rainey	13	53	1	52	0	25
Mike Gillislee	9	56	0	56	0	15
Trey Burton	5	9	2	7	0	4
Jeff Demps	2	3	3	0	0	3
Hunter Joyer	1	0	0	0	0	0
Jacoby Brissett	2	3	5	-2	0	3

PASSING	Att.	Comp	Int.	Yds.	TD	Long	Sacks
Jacoby Brissett	14	8	2	94	1	65	1
Trey Burton	2	1	0	6	0	6	0

RECEIVING	No.	Yds.	TD	Long
Trey Burton	33	14	0	10
Jordan Reed	2	8	0	7
Chris Rainey	2	-1	0	6
Andre Debose	1	65	1	65
Frankie Hammond	1	14	0	14

PUNTING	No.	Yds.	Avg.	Long	I20	TB
David Lerner	6	224	37.3	42	1	0

FIELD GOALS	Att.	Made	Long
Caleb Sturgis	1	1	made: 34

ALL RETURNS	Punts			Kickoffs			Intercepted		
	No.	Yds.	Lg.	No.	Yds.	Lg.	No.	Yds.	Lg.
Chris Rainey	2	7	7	1	37	37	0	0	0
Andre Debose	0	0	0	4	83	25	0	0	0
Mike Gillislee	0	0	0	1	19	19	0	0	0

# Game 7

#1/2 LSU	38
Tennessee	7

Oct. 15, 2011 • Neyland Stadium • Knoxville, Tenn. • 101,822



## Dominant Second Half Lifts No. 1 LSU Past Tennessee, 38-7

Jarrett Lee tossed three touchdown passes and Spencer Ware rushed for a score and caught a pass for a TD as top-ranked LSU used a dominating second half to post a 38-7 win over Tennessee in Knoxville. The 31-point win marked the largest margin of victory by the Tigers over the Vols. LSU never trailed in the contest as the Tigers accounted for 38 minutes of possession time, including 22 of a possible 30 minutes in the second half. After a scoreless first quarter, LSU took a 7-0 lead on a 5-yard TD pass from Lee to Rubeen Randle. Morris Claiborne setup LSU's first score after returning an interception 89-yards to the Tennessee 5-yard line. LSU increased the lead to 14-0 five minutes later when Ware scampered 13 yards on a screen pass for a TD. Tennessee responded with a TD to cut the lead to 14-7, but a Drew Alleman 18-yard field goal just before half gave the Tigers a 17-7 lead at intermission. The second half was all LSU as the Tigers scored TDs on all three of their possessions. LSU had TD scoring drives of 12 plays, 66yards, 7:01; 16 plays, 99 yards, 8:44; and 10 plays, 65 yards, 6:08 in the second half. LSU ran 38 plays in the second half compared to just 19 for the Vols. LSU also outgained Tennessee 222-66 in the second half as the Tigers outscored the Vols 21-0 in the final 30 minutes of the contest. Ware led the Tigers with 80 rushing yards and a score. Lee connected on 13-of-17 passes for 138 yards and a career-high tying three scores. Brandon Taylor led LSU with 10 tackles.

Scoring					
LSU	0	17	7	14	-38
UT	0	7	0	0	-7

LSU	14:56	2Q	Randle 5 pass from Lee (Alleman kick)
LSU	10:01	2Q	Ware 13 pass from Lee (Alleman kick)
UT	2:24	2Q	Poole 2 run (Palardy kick)
LSU	0:15	2Q	Alleman 18 FG
LSU	7:53	3Q	Ware 1 run (Alleman kick)
LSU	8:55	4Q	Jefferson 3 run (Alleman kick)
LSU	1:35	4Q	Shepard 14 pass from Lee (Allema kick)

### Team Stats

	LSU	UT
FIRST DOWNS	24	11
RUSHING	14	5
PASSING	6	5
PENALTY	4	1
RUSHING ATTEMPTS	49	29
YARDS GAINED RUSHING	245	130
YARDS LOST RUSHING	8	19
NET YARDS RUSHING	237	111
NET YARDS PASSING	146	128
PASSES ATTEMPTED	20	20
PASSES COMPLETED	14	6
HAD INTERCEPTED	0	2
TOTAL OFFENSIVE PLAYS	69	49
TOTAL NET YARDS	383	239
AVERAGE GAIN PER PLAY	5.6	4.9
FUMBLES/LOST	0/0	0/0
PENALTIES/YARDS	8/61	6/68
INTERCEPTIONS/YARDS	2/99	0/0
PUNTS/YARDS	4/180	5/189
AVERAGE PER PUNT	45.0	37.8
PUNT RETURNS/YARDS	3/32	0/0
KICKOFF RETURNS/YARDS	2/68	5/135
POSSESSION TIME	38:19	21:41
THIRD-DOWN CONVERSIONS	6/12	4/10
FOURTH-DOWN CONVERSIONS	1/1	0/1
SACKS BY	0/0	1/3

### LSU

RUSHING	Att.	Gain	Lost	Net	TD	Long
Spencer Ware	23	84	4	80	1	16
Jordan Jefferson	14	77	4	73	1	18
Michael Ford	5	35	0	35	0	13
Russell Shepard	2	19	0	19	0	10
Alfred Blue	4	17	0	17	0	8
Kenny Hilliard	1	13	0	13	0	13

PASSING	Att.	Comp	Int	Yds	TD	Long	Sacks
Jarrett Lee	17	13	0	138	3	45	0
Jordan Jefferson	3	1	0	8	0	8	1

RECEIVING	No.	Yds.	TD	Long
Rueben Randle	5	86	1	45
Odell Beckham Jr.	4	24	0	8
Deangelo Peterson	2	8	0	7
Russell Shepard	1	14	1	14
Spencer Ware	1	13	1	13
Kenny Hilliard	1	1	0	1

PUNTING	No.	Yds.	Avg.	Long	I20	TB
Brad Wing	4	180	45.0	53	2	2

FIELD GOALS	Att.	Made	Long
Drew Alleman	1	1	made: 18

Punts			Kickoffs			Intercepted		
No.	Yds.	Lg.	No.	Yds.	Lg.	No.	Yds.	Lg.
Tyrann Mathieu	2	22	12	0	0	0	0	0
Odell Beckham Jr.	1	10	10	1	34	34	0	0
Morris Claiborne	0	0	0	1	34	34	1	89
Eric Reid	0	0	0	0	0	0	1	10

### TENNESSEE

RUSHING	Att.	Gain	Lost	Net	TD	Long
Tauren Poole	19	80	10	70	1	22
Marlin Lane	6	43	0	43	0	18
Rajion Neal	1	5	0	5	0	5

PASSING	Att.	Comp	Int.	Yds.	TD	Long	Sacks
Matt Simms	20	6	2	128	0	44	0

RECEIVING	No.	Yds.	TD	Long
Da'Rick Rogers	3	63	0	44
Rajion Neal	1	38	0	38
Devrin Young	1	21	0	21
Ben Bartholomew	1	6	0	6

PUNTING	No.	Yds.	Avg.	Long	I20	TB
Matt Darr	4	147	36.8	41	2	0
Michael Palardy	1	42	42.0	42	0	0

FIELD GOALS	Att.	Made	Long
none			

Punts			Kickoffs			Intercepted		
No.	Yds.	Lg.	No.	Yds.	Lg.	No.	Yds.	Lg.
Devrin Young	0	0	0	5	135	60	0	0