

TENNESSEE

2011 VOLUNTEER FOOTBALL



**Six-Time
National Champions**
1938, 1940, 1950, 1951, 1967, 1998

13 SEC Championships | 49 Bowl Games | 89 All-Americans | 43 NFL 1st-Round Picks

TENNESSEE (3-2) vs. #1/2 LSU (6-0)

Oct. 15 | Neyland Stadium | Knoxville, Tenn. | 3:39 p.m.



Tennessee

Record: 3-2 (0-2 SEC)
Head Coach: Derek Dooley,
2nd year at UT (9-9)

TOP PERFORMERS

Rushing Tauren Poole - 78 att., 325 yds., 1 TD
Passing Tyler Bray - 116-176, 1579 yds., 14 TD/2 INT
Receiving Da'Rick Rogers - 32 rec., 513 yds., 6 TD
Mychal Rivera - 19 rec., 248 yds., 1 TD



LSU

Record: 6-0 (3-0 SEC)
Head Coach: Les Miles,
11th year at LSU (96-38)

TOP PERFORMERS

Rushing Spencer Ware - 105 att., 432 yds., 5 TD
Passing Jarrett Lee - 71-118, 947 yds., 8 TD/1 INT
Receiving Rueben Randle - 23 rec., 446 yds., 4 TD
Odell Beckham, Jr. - 20 rec., 268 yds., 2 TD

THE LSU GAME

- The Vols lost at Baton Rouge a year ago, 16-14, and the teams are playing in Knoxville for the first time since 2006.
- Tennessee owns a 20-8-3 edge in the all-time series but has lost three consecutive since 2006, all of which have been decided by seven points or fewer.

- UT is 11-2-1 vs. LSU in Knoxville, and this year's meeting is only the fourth in Knoxville since 1993. Tennessee and LSU met in the 2007 SEC Championship Game in Atlanta, a game won by the Tigers 21-14.
- LSU is No. 1 in the nation in the AP poll. Tennessee is 2-8 all-time when playing the top-ranked team, including 1-0 vs. a top-ranked LSU team.

Tennessee vs. LSU

- The Tennessee Vols continue their 115th season with their 32nd all-time meeting against the No. 1-ranked LSU Tigers. Kickoff is slated for 3:39 p.m. on CBS. UT is 792-342-53 (.690) all-time.
- The last time UT played a No. 1 team came in a narrow, 12-10 loss to #1 Alabama (10/24/09). One of Tennessee's two wins against a No. 1-ranked team came against LSU, as the Vols pulled off a 14-13 upset of No. 1 LSU on Nov. 7, 1959 in Knoxville. That game was the first in UT history vs. a No. 1 team and only time the teams have played when the Tigers were No. 1. The Vols' other win over a No. 1-ranked team came vs. Auburn, a 38-20 win on Sept. 28, 1985.
- A win over LSU would give the Vols consecutive wins over SEC West opponents for the first time since 2005 (at LSU, Ole Miss). The Vols won their last game vs. an SEC West team, 52-14 over Ole Miss, on Nov. 13, 2010. Tennessee is 5-11 in its last 16 games vs. SEC West opponents since 2006.
- Tennessee is 48-24 (.667) in October since 1990, including a 25-14 (.641) record at home. The Vols will attempt to reverse a recent trend in which they have lost eight of their last 11 during the month since Oct. 25, 2008 and five of the last six.

A Tennessee Win Would...

- Improve the Vols to 4-2 for the first time since 2007. A win would also improve UT to 1-2 in the SEC.
- End a three-game losing streak for Tennessee against LSU and improve UT to 21-8-3 all-time vs. the Tigers. A win would also be the sixth in the last seven home games for the Vols.
- Represent consecutive wins for Tennessee over SEC West opponents for the first time since 2005 (at LSU, Ole Miss).
- Give the Vols their first win over a No. 1-ranked team since Sept. 28, 1985 (UT 38, #1 Auburn 20).
- Mark the eighth win for Tennessee in its last 10 regular-season games and the fourth SEC win for the Vols in their last six conference games dating to the Ole Miss game on Nov. 13, 2010.

Last Game - Georgia 20, Tennessee 12

- Tennessee fell to 3-2 with a 20-12 loss to Georgia at Neyland Stadium on Oct. 8. The loss snapped a four-game winning streak for home teams in the series. UT and UGA have now split their last six meetings.
- QB Tyler Bray was 18-of-33 for 251 yards, and his school-record streak of 10 games with multiple TD passes ended. Bray left the game in the fourth quarter after suffering a fractured right thumb and his estimated recovery time is six weeks.
- A pair of true freshman turned in solid performances for the Vols, as TB Marlin Lane caught six passes for 84 yards and Devrin Young led the team with 127 all-purpose yards (108 kick return, 19 punt return).
- Young's 50-yard kickoff return was the longest for the Vols since Da'Rick Rogers' 78-yard return vs. Kentucky in the final regular-season game of 2010. His total of 114 kickoff return yards in the game were also the most by a Vol since D. Rogers had 114 in that same contest against Kentucky.
- DB Prentiss Waggner and LB Austin Johnson each led UT with a career-high 11 tackles.
- TE Mychal Rivera recorded his third five-catch game of the year, for a career-best 85 yards receiving. It marked the most receiving yards by a tight end since Jason Witten had 125 yards on six receptions in the Citrus Bowl vs. Michigan (1/1/02).

UT's Last Win Over Ranked Team: W, 31-13 vs. No. 21 South Carolina (Oct. 31, 2009)

UT's Last Win Over Top-Five Team/Ranked LSU Team: W, 30-27 at No. 4 LSU (Sept. 26, 2005)

UT's Last Win Over Top-10 Team: W, 51-33 at No. 10 Georgia (Oct. 7, 2006)

2011 TENNESSEE FOOTBALL SCHEDULE

Date	Opponent (TV)	Time/Result
Sept. 3	Montana (PPV)	W, 42-16
Sept. 10	Cincinnati (ESPN2)	W, 45-23
Sept. 17	at #16/17 Florida * (CBS)	L, 23-33
Oct. 1	Buffalo (CSS)	W, 41-10
Oct. 8	RV/- Georgia * (ESPN2)	L, 12-20
Oct. 15	#1/2 LSU * (CBS)	3:30 p.m.
Oct. 22	at Alabama *	TBA
Oct. 29	South Carolina *	TBA
Nov. 5	MTSU	TBA
Nov. 12	at Arkansas *	TBA
Nov. 19	Vanderbilt *	TBA
Nov. 26	at Kentucky *	TBA

* Southeastern Conference game

2011 RECORD

OVERALL RECORD:	3-2
SEC	0-2
NON-CONFERENCE	3-0
HOME	3-1
AWAY	0-1

On the Air

TELEVISION

- CBS
 - Verne Lundquist (play-by-play)
 - Gary Danielson (color analyst)
 - Tracy Wolfson (sideline)
 - Craig Silver (producer)



RADIO

- Vol Network
 - Bob Kesling (play-by-play)
 - Tim Priest (color analyst)
 - Andy Kelly (sideline)
 - John Wilkerson (studio host)
- ESPN Radio
 - Bill Rosinski (play-by-play)
 - David Norrie (color analyst)
 - Joe Schad (sideline)



SATELLITE RADIO

- Sirius Premier Channel 219
- XM Channel 200



ONLINE

- www.CBSsports.com



TELEVISION (Delay)

- SportSouth
 - Sunday, Oct. 16 (10 p.m.)
 - Monday, Oct. 17 (11 a.m.)
- MYVLT2
 - Sunday, Oct. 16 (7 p.m.)



← SCAN THIS

Scan this QR code with your smart phone to view the Tennessee Football Game-day Central page with info about pre-game activities, parking and much more.

CONTACTS

2011 TENNESSEE FOOTBALL MEDIA RELATIONS CONTACTS

Jimmy Stanton | Associate AD - Communications | Cell 865.306.2052 | Email jimmystanton@utk.edu
Jason Yellin | Assistant AD - Media Relations | Cell 865.314.0273 | Email jyellin@utk.edu
Cameron Harris | Assistant Media Relations Director | Cell 817.408.7604 | Email charri48@utk.edu
Andrew Lentz | Media Relations Graduate Assistant | Cell 317.403.0531 | Email alentz1@utk.edu

Depth Chart Notes (Offense)

QB		#12 MATT SIMMS 6-3, 210, Sr., Franklin Lakes, N.J.	<ul style="list-style-type: none">Led UT to only TD drive vs. Georgia, finishing with 1-yd TD rushStarted first eight games of 2010 after transferring from El Camino JCLast start came at S. Carolina (10/30/10), threw for 153 yards on 10-of-13Son of Super Bowl Champion and CBS broadcaster Phil Simms	<table><tr><th>Year</th><th>GP/GS</th><th>Att</th><th>Cmp</th><th>Yds</th><th>TD/Int</th></tr><tr><td>2011</td><td>3/0</td><td>8</td><td>5</td><td>57</td><td>0/0</td></tr><tr><td>Car.</td><td>14/8</td><td>203</td><td>118</td><td>1517</td><td>5/8</td></tr><tr><td colspan="6">Car. Highs: Att: 34, Comp: 19, Yds: 259</td></tr></table>	Year	GP/GS	Att	Cmp	Yds	TD/Int	2011	3/0	8	5	57	0/0	Car.	14/8	203	118	1517	5/8	Car. Highs: Att: 34, Comp: 19, Yds: 259									
Year	GP/GS	Att	Cmp	Yds	TD/Int																											
2011	3/0	8	5	57	0/0																											
Car.	14/8	203	118	1517	5/8																											
Car. Highs: Att: 34, Comp: 19, Yds: 259																																
TB		#28 TAUREN POOLE <i>Pronounced (TOR-in)</i> 5-10, 215, Sr., Toccoa, Ga.	<ul style="list-style-type: none">Pair of 100-yard games with 101 vs. both Cincinnati and BuffaloEight career 100-yd games; stands 10th on UT career list in 100-yd gmsRan for 98 yards including 8-yd. TD vs. Montana on career-hi 24 carriesPreseason watch lists for Walker, Maxwell, Lowe's Senior CLASS Award	<table><tr><th>Year</th><th>GP/GS</th><th>Att</th><th>Yds</th><th>Avg</th><th>TD</th><th>Lg</th></tr><tr><td>2011</td><td>5/5</td><td>78</td><td>325</td><td>4.2</td><td>1</td><td>28</td></tr><tr><td>Car.</td><td>43/18</td><td>313</td><td>1530</td><td>4.9</td><td>12</td><td>59</td></tr><tr><td colspan="7">Car. Highs: Rush: 24, Yds: 162, TDs: 2</td></tr></table>	Year	GP/GS	Att	Yds	Avg	TD	Lg	2011	5/5	78	325	4.2	1	28	Car.	43/18	313	1530	4.9	12	59	Car. Highs: Rush: 24, Yds: 162, TDs: 2						
Year	GP/GS	Att	Yds	Avg	TD	Lg																										
2011	5/5	78	325	4.2	1	28																										
Car.	43/18	313	1530	4.9	12	59																										
Car. Highs: Rush: 24, Yds: 162, TDs: 2																																
FB		#4 Marlin Lane 6-0, 205, Fr., Daytona Beach, Fla.	<ul style="list-style-type: none">Led team with career-high six receptions for 84 yards vs. Georgia1st Vol to score TDs in first three college games since Reggie Cobb in '87First UT freshman with 2 TDs in debut (vs. Montana) since D. Oku in '09	<table><tr><th>Year</th><th>GP/GS</th><th>Att</th><th>Yds</th><th>Avg</th><th>TD</th><th>Lg</th></tr><tr><td>2011</td><td>4/0</td><td>37</td><td>96</td><td>2.6</td><td>2</td><td>18</td></tr><tr><td colspan="7">Car. Highs: Rush: 10, Yds: 35, TDs: 2</td></tr></table>	Year	GP/GS	Att	Yds	Avg	TD	Lg	2011	4/0	37	96	2.6	2	18	Car. Highs: Rush: 10, Yds: 35, TDs: 2													
Year	GP/GS	Att	Yds	Avg	TD	Lg																										
2011	4/0	37	96	2.6	2	18																										
Car. Highs: Rush: 10, Yds: 35, TDs: 2																																
		#39 BEN BARTHOLOMEW 6-2, 251, Jr.-RS, Nashville	<ul style="list-style-type: none">Three starts (vs. Cincy, at Florida, vs. Georgia); Two recpts vs. BuffaloRedshirted in 2010, but competed in track & field (shot put)3rd-generation Vol, brother Will (1998-2001), Grandpa Sam (1937-39) captain of 1939 SEC Championship team	<table><tr><th>Year</th><th>GP/GS</th><th>Rec</th><th>Yds</th><th>Avg</th><th>TD</th><th>Lg</th></tr><tr><td>2011</td><td>5/2</td><td>4</td><td>38</td><td>9.5</td><td>0</td><td>18</td></tr><tr><td>Car.</td><td>12/2</td><td>4</td><td>38</td><td>9.5</td><td>0</td><td>18</td></tr><tr><td colspan="7">Car. Highs: Rec: 12, Yds: 18</td></tr></table>	Year	GP/GS	Rec	Yds	Avg	TD	Lg	2011	5/2	4	38	9.5	0	18	Car.	12/2	4	38	9.5	0	18	Car. Highs: Rec: 12, Yds: 18						
Year	GP/GS	Rec	Yds	Avg	TD	Lg																										
2011	5/2	4	38	9.5	0	18																										
Car.	12/2	4	38	9.5	0	18																										
Car. Highs: Rec: 12, Yds: 18																																
		#46 Channing Fugate (<i>FEW-get</i>) 6-1, 250, So., Jackson, Ky.	<ul style="list-style-type: none">Career-hi 3 catches for 17 yards vs. Montana in fourth consecutive startShared Stucky Hard Knox Award for off-season physical & mental conditioningStarted five games, one of seven true Fr. to play in every game in 2010	<table><tr><th>Year</th><th>GP/GS</th><th>Rec</th><th>Yds</th><th>Avg</th><th>TD</th><th>Lg</th></tr><tr><td>2011</td><td>5/1</td><td>3</td><td>17</td><td>5.7</td><td>0</td><td>7</td></tr><tr><td colspan="7">Car. Highs: Rec: 3, Yards: 17</td></tr></table>	Year	GP/GS	Rec	Yds	Avg	TD	Lg	2011	5/1	3	17	5.7	0	7	Car. Highs: Rec: 3, Yards: 17													
Year	GP/GS	Rec	Yds	Avg	TD	Lg																										
2011	5/1	3	17	5.7	0	7																										
Car. Highs: Rec: 3, Yards: 17																																
X		#83 ZACH ROGERS 6-0, 180, Jr., Nashville	<ul style="list-style-type: none">Moved to starting X after season-ending injury to J. Hunter at FloridaStarted for first time in 2011 vs. Buffalo, had two catches for 24 yardsSecond-career TD on 16-yard reception vs. Cincy, had 2-25 receivingNamed 2010 All-SEC Academic honoree	<table><tr><th>Year</th><th>GP/GS</th><th>Rec</th><th>Yds</th><th>Avg</th><th>TD</th><th>Lg</th></tr><tr><td>2011</td><td>5/2</td><td>8</td><td>116</td><td>14.5</td><td>1</td><td>19</td></tr><tr><td>Car.</td><td>28/6</td><td>23</td><td>341</td><td>14.7</td><td>2</td><td>72</td></tr><tr><td colspan="7">Car. Highs: Rec: 4, Yds: 78, TDs: 1</td></tr></table>	Year	GP/GS	Rec	Yds	Avg	TD	Lg	2011	5/2	8	116	14.5	1	19	Car.	28/6	23	341	14.7	2	72	Car. Highs: Rec: 4, Yds: 78, TDs: 1						
Year	GP/GS	Rec	Yds	Avg	TD	Lg																										
2011	5/2	8	116	14.5	1	19																										
Car.	28/6	23	341	14.7	2	72																										
Car. Highs: Rec: 4, Yds: 78, TDs: 1																																
		#6 Vincent Dallas 5-11, 185, Fr., Ellenwood, Ga.	<ul style="list-style-type: none">First career college catch at Florida, for six yardsCollege debut vs. Montana, Early enrollee at UT for spring workoutsRivals: 3-star (No. 52 overall athlete, No. 36 overall in Ga.); Scout: 3-star	<table><tr><th>Year</th><th>GP/GS</th><th>Rec</th><th>Yds</th><th>Avg</th><th>TD</th><th>Lg</th></tr><tr><td>2011</td><td>5/0</td><td>1</td><td>6</td><td>6.0</td><td>0</td><td>6</td></tr><tr><td colspan="7">Car. Highs: Rec: 1, Yds: 6</td></tr></table>	Year	GP/GS	Rec	Yds	Avg	TD	Lg	2011	5/0	1	6	6.0	0	6	Car. Highs: Rec: 1, Yds: 6													
Year	GP/GS	Rec	Yds	Avg	TD	Lg																										
2011	5/0	1	6	6.0	0	6																										
Car. Highs: Rec: 1, Yds: 6																																
Z		#21 Da'RICK ROGERS <i>Pronounced (DAY-rick)</i> 6-3, 215, So., Calhoun, Ga.	<ul style="list-style-type: none">Second in SEC in receptions (32), rec. yards (513), recpts per game (6.4)Ranks tied for seventh in NCAA in receiving touchdowns with sixCareer-high 180 receiving yards vs. Buffalo; Three 100-yard games in '11Had TDs in 5 consec. games, one shy of UT record of 6 from 12/31/10-10/1/11	<table><tr><th>Year</th><th>GP/GS</th><th>Rec</th><th>Yds</th><th>Avg</th><th>TD</th><th>Lg</th></tr><tr><td>2011</td><td>5/5</td><td>32</td><td>513</td><td>16.0</td><td>6</td><td>58</td></tr><tr><td>Car.</td><td>18/5</td><td>43</td><td>680</td><td>15.8</td><td>8</td><td>58</td></tr><tr><td colspan="7">Car. Highs: Rec: 10, Yds: 180, TDs: 2</td></tr></table>	Year	GP/GS	Rec	Yds	Avg	TD	Lg	2011	5/5	32	513	16.0	6	58	Car.	18/5	43	680	15.8	8	58	Car. Highs: Rec: 10, Yds: 180, TDs: 2						
Year	GP/GS	Rec	Yds	Avg	TD	Lg																										
2011	5/5	32	513	16.0	6	58																										
Car.	18/5	43	680	15.8	8	58																										
Car. Highs: Rec: 10, Yds: 180, TDs: 2																																
		#13 DeAnthony Arnett 6-0, 175, Fr., Saginaw, Mich.	<ul style="list-style-type: none">Three catches for 22 yards vs. Georgia; Has 11 catches on seasonBreakout game with eight catches for 59 yards at FloridaMost catches by a UT freshman since K. Washington (11) in 2001	<table><tr><th>Year</th><th>GP/GS</th><th>Rec</th><th>Yds</th><th>Avg</th><th>TD</th><th>Lg</th></tr><tr><td>2011</td><td>5/0</td><td>14</td><td>108</td><td>7.7</td><td>0</td><td>13</td></tr><tr><td colspan="7">Car. Highs: Rec: 8, Yds: 59</td></tr></table>	Year	GP/GS	Rec	Yds	Avg	TD	Lg	2011	5/0	14	108	7.7	0	13	Car. Highs: Rec: 8, Yds: 59													
Year	GP/GS	Rec	Yds	Avg	TD	Lg																										
2011	5/0	14	108	7.7	0	13																										
Car. Highs: Rec: 8, Yds: 59																																
		#20 Rajion Neal 5-11, 210, So., Fayetteville, Ga.	<ul style="list-style-type: none">Made debut as a WR vs. Buffalo, had a catch for 14 yardsFirst-career TD on a 20-yard rush vs. BuffaloRushed 46 times for 197 yards; 7 catches for 100 yds in '10 in 10 games	<table><tr><th>Year</th><th>GP/GS</th><th>Rec</th><th>Yds</th><th>Avg</th><th>TD</th><th>Lg</th></tr><tr><td>2011</td><td>4/0</td><td>1</td><td>14</td><td>14.0</td><td>0</td><td>14</td></tr><tr><td colspan="7">Car. Highs: Rec: 3, Yds: 70</td></tr></table>	Year	GP/GS	Rec	Yds	Avg	TD	Lg	2011	4/0	1	14	14.0	0	14	Car. Highs: Rec: 3, Yds: 70													
Year	GP/GS	Rec	Yds	Avg	TD	Lg																										
2011	4/0	1	14	14.0	0	14																										
Car. Highs: Rec: 3, Yds: 70																																
TE		#81 MYCHAL RIVERA 6-3, 254, Jr.-RS, Valencia, Calif.	<ul style="list-style-type: none">Ranks 3rd among D-I TE w/ 19 catches, 6th w/ 248 rec. yardEqualed 2010 season total for catches (11) in three games in 2011Set new career high in rec. yards for 2nd time in '11 with 85 vs. Georgia, marking most by UT TE since Jason Witten vs. Michigan (11/02)	<table><tr><th>Year</th><th>GP/GS</th><th>Rec</th><th>Yds</th><th>Avg</th><th>TD</th><th>Lg</th></tr><tr><td>2011</td><td>5/5</td><td>19</td><td>248</td><td>13.1</td><td>1</td><td>20</td></tr><tr><td>Car.</td><td>18/5</td><td>30</td><td>360</td><td>12.0</td><td>1</td><td>26</td></tr><tr><td colspan="7">Car. Highs: Rec: 6, Yds: 85, TDs: 1</td></tr></table>	Year	GP/GS	Rec	Yds	Avg	TD	Lg	2011	5/5	19	248	13.1	1	20	Car.	18/5	30	360	12.0	1	26	Car. Highs: Rec: 6, Yds: 85, TDs: 1						
Year	GP/GS	Rec	Yds	Avg	TD	Lg																										
2011	5/5	19	248	13.1	1	20																										
Car.	18/5	30	360	12.0	1	26																										
Car. Highs: Rec: 6, Yds: 85, TDs: 1																																
		#84 Brendan Downs 6-5, 237, Fr., Bristol	<ul style="list-style-type: none">Played all five games, one of 15 true freshmen to play in 2011Made first career catches vs. Cincinnati with 2-32 receivingRivals 3-star (No. 28 TE, No. 7 in Tennessee), Scout 3-star	<table><tr><th>Year</th><th>GP/GS</th><th>Rec</th><th>Yds</th><th>Avg</th><th>TD</th><th>Lg</th></tr><tr><td>2011</td><td>5/1</td><td>3</td><td>34</td><td>11.3</td><td>0</td><td>21</td></tr><tr><td colspan="7">Car. Highs: Rec: 2, Yds: 32</td></tr></table>	Year	GP/GS	Rec	Yds	Avg	TD	Lg	2011	5/1	3	34	11.3	0	21	Car. Highs: Rec: 2, Yds: 32													
Year	GP/GS	Rec	Yds	Avg	TD	Lg																										
2011	5/1	3	34	11.3	0	21																										
Car. Highs: Rec: 2, Yds: 32																																
		#88 Cameron Clear 6-6, 265, Fr., Memphis	<ul style="list-style-type: none">Has played in first five games of his freshman campaignRivals 4-star (No. 18 OT, No. 2 in Tenn), Scout 4-star, ESPN 4-star	<table><tr><th>Year</th><th>GP/GS</th><th>Rec</th><th>Yds</th><th>Avg</th><th>TD</th><th>Lg</th></tr><tr><td>2011</td><td>5/0</td><td>0</td><td>0</td><td>0</td><td>0</td><td>0</td></tr><tr><td colspan="7">Car. Highs: Rec: 0, Yds: 0</td></tr></table>	Year	GP/GS	Rec	Yds	Avg	TD	Lg	2011	5/0	0	0	0	0	0	Car. Highs: Rec: 0, Yds: 0													
Year	GP/GS	Rec	Yds	Avg	TD	Lg																										
2011	5/0	0	0	0	0	0																										
Car. Highs: Rec: 0, Yds: 0																																
LT		#71 DALLAS THOMAS 6-5, 305, Jr.-RS, Baton Rouge, La.	<ul style="list-style-type: none">Has started 18 games in a row at left tackle, five in 2011 and all 13 in 2010Only non-sophomore starting on the OL; One of three team reps at SEC Media DaysShared 2010 Fourth Quarter Off-Season Award, for attitude, discipline, toughness, effort & teamHelped Tauren Poole tie for SEC lead of six 100-yard rushing games	<table><tr><th>Year</th><th>GP/GS</th></tr><tr><td>2011</td><td>5/5</td></tr><tr><td>Car.</td><td>31/18</td></tr></table>	Year	GP/GS	2011	5/5	Car.	31/18																						
Year	GP/GS																															
2011	5/5																															
Car.	31/18																															
		#74 Antonio Richardson 6-6, 325, Fr., Nashville	<ul style="list-style-type: none">Played all five games, part of field goal offensive line and reserve linemen with offenseRivals: 4-star (No. 74 overall, No. 7 overall OT, No. 1 in Tenn.); Scout: 4-star (No. 18 overall OT)ESPN: 4-star (No. 105 overall, No. 8 OT); to U.S. Army All-American Bowl; ESPN 150 Team	<table><tr><th>Year</th><th>GP/GS</th></tr><tr><td>2011</td><td>5/0</td></tr></table>	Year	GP/GS	2011	5/0																								
Year	GP/GS																															
2011	5/0																															
LG		#78 ALEX BULLARD 6-2, 309, So.-TR, Franklin	<ul style="list-style-type: none">Started first five games in 2011, aiding UT in averaging 412.0 yards of total offense per gameEarned 2011 Harvey Robinson Off-Season Award, honoring the offensive surprise of springVersatile lineman can play every OL position, transferred to UT after 2 seasons at Notre DameFranklin native played in three games with the Irish before coming home to Tennessee	<table><tr><th>Year</th><th>GP/GS</th></tr><tr><td>2011</td><td>5/5</td></tr><tr><td>Car.</td><td>8/5</td></tr></table>	Year	GP/GS	2011	5/5	Car.	8/5																						
Year	GP/GS																															
2011	5/5																															
Car.	8/5																															
		#68 Marcus Jackson 6-2, 326, Fr., Vero Beach, Fla.	<ul style="list-style-type: none">Played all five games, part of field goal offensive line and reserve linemen with offenseEnrolled in classes in January, participated in spring workouts; Under Armour All-AmericaRivals: 4-star (No. 13 overall guard, No. 51 prospect in state of Fla.)	<table><tr><th>Year</th><th>GP/GS</th></tr><tr><td>2011</td><td>5/0</td></tr></table>	Year	GP/GS	2011	5/0																								
Year	GP/GS																															
2011	5/0																															
C		#64 JAMES STONE 6-3, 308, So., Nashville	<ul style="list-style-type: none">Has started last 10 games at center, all of Tyler Bray's career starts at QBEarned <i>Sporting News</i> and FWAA Freshman All-America honors in 2010, playing 12 gamesLefty began snapping with right hand in springPart of OL that was only one in NCAA FBS to start three true frosh in a game in 2010 (Memphis)	<table><tr><th>Year</th><th>GP/GS</th></tr><tr><td>2011</td><td>5/5</td></tr><tr><td>Car.</td><td>17/13</td></tr></table>	Year	GP/GS	2011	5/5	Car.	17/13																						
Year	GP/GS																															
2011	5/5																															
Car.	17/13																															
		#57 Mack Crowder 6-2, 275, Fr., Bristol	<ul style="list-style-type: none">True freshman has not played this seasonEnrolled in classes in January and participated in spring workoutsRivals: 3-star (No. 14 overall C, No. 8 overall in Tenn.); Scout: 3-star (No. 9 overall C); ESPN: 3-star (No. 7 overall C)																													
RG		#72 ZACH FULTON 6-5, 330, So., Homewood, Ill.	<ul style="list-style-type: none">Started last seven consecutive games, including five this season. Started nine of last 11 gamesIn 2010, saw action at right guard in 12 games, including three consecutive starts beginning with the Alabama game before missing the Mississippi contest with an ankle injuryYounger brother of current Washington Redskins lineman Xavier Fulton	<table><tr><th>Year</th><th>GP/GS</th></tr><tr><td>2011</td><td>5/5</td></tr><tr><td>Car.</td><td>17/10</td></tr></table>	Year	GP/GS	2011	5/5	Car.	17/10																						
Year	GP/GS																															
2011	5/5																															
Car.	17/10																															
		#77 Kyler Kerbyson 6-5, 305, Fr., Knoxville	<ul style="list-style-type: none">True freshman has not played this seasonRivals: 3-star (No. 34 overall OT, No. 4 overall prospect in Tenn.); Scout: 4-star (No. 24 overall OT)Named Tennessee Mr. Football AAA Lineman of the Year in 2010; Earned TSWA All-State honors																													
RT		#70 JA'WAN JAMES 6-6, 324, So., Suwanee, Ga.	<ul style="list-style-type: none">Has started all 18 games of his college career at right tackle, including all five this seasonEarned Coaches' All-SEC Freshman Team honors in 2010One of 10 Vols to start every game and one of just four to see action in every quarter in 2010Started all games at RT; Also one of seven true freshmen to play in every game last season	<table><tr><th>Year</th><th>GP/GS</th></tr><tr><td>2011</td><td>5/5</td></tr><tr><td>Car.</td><td>18/18</td></tr></table>	Year	GP/GS	2011	5/5	Car.	18/18																						
Year	GP/GS																															
2011	5/5																															
Car.	18/18																															
		#75 JerQuari Schofield 6-6, 333, So.-RS, Aiken, S.C.	<ul style="list-style-type: none">Played in three games this season and 10 overall in his career as a reserveStarted in five games at left guard and saw action in seven as a freshman for TennesseeStarted first three games at left guard before a foot injury vs. Florida forced him to miss four	<table><tr><th>Year</th><th>GP/GS</th></tr><tr><td>2011</td><td>3/0</td></tr><tr><td>Car.</td><td>10/7</td></tr></table>	Year	GP/GS	2011	3/0	Car.	10/7																						
Year	GP/GS																															
2011	3/0																															
Car.	10/7																															

Depth Chart Notes (Defense)

LE		#55 JACQUES SMITH <i>Pronounced (JOCK-kwez)</i> 6-2, 255, So., Ooltewah	<ul style="list-style-type: none">Tied for 6th on team with 17 tackles with team-high 5.5 TFLs in 4 startsRanks ninth in SEC in TFLs with 1.1 per gameTied career high with five tackles vs. both Cincinnati and at FloridaEarned Coaches' All-SEC Freshman Team honors	<table><tr><th>Year</th><th>GP/GS</th><th>Tkl</th><th>TFL/Yds</th><th>Sacks/Yds</th></tr><tr><td>2011</td><td>5/4</td><td>17</td><td>5.5/18</td><td>0.5/5</td></tr><tr><td>Career</td><td>18/4</td><td>41</td><td>10.5/36</td><td>2.5/12</td></tr><tr><td colspan="5">Car. Highs: Tackles: 5, QB Hurries: 2</td></tr></table>	Year	GP/GS	Tkl	TFL/Yds	Sacks/Yds	2011	5/4	17	5.5/18	0.5/5	Career	18/4	41	10.5/36	2.5/12	Car. Highs: Tackles: 5, QB Hurries: 2				
	Year	GP/GS	Tkl	TFL/Yds	Sacks/Yds																			
2011	5/4	17	5.5/18	0.5/5																				
Career	18/4	41	10.5/36	2.5/12																				
Car. Highs: Tackles: 5, QB Hurries: 2																								
		#86 Willie Bohannon 6-2, 254, Jr.-RS, Mobile, Ala.	<ul style="list-style-type: none">Played all five games, posted 10-yard sack at #16 FloridaShared 2011 Fourth Quarter Off-Season Award, presented for attitude, discipline, toughness, effort & team	<table><tr><th>Year</th><th>GP/GS</th><th>Tkl</th><th>TFL/Yds</th><th>Sacks/Yds</th></tr><tr><td>2011</td><td>5/0</td><td>8</td><td>1/10</td><td>1/10</td></tr><tr><td>Career</td><td>29/1</td><td>31</td><td>6.5/39</td><td>4/29</td></tr></table>	Year	GP/GS	Tkl	TFL/Yds	Sacks/Yds	2011	5/0	8	1/10	1/10	Career	29/1	31	6.5/39	4/29					
Year	GP/GS	Tkl	TFL/Yds	Sacks/Yds																				
2011	5/0	8	1/10	1/10																				
Career	29/1	31	6.5/39	4/29																				
DT		#97 MALIK JACKSON 6-5, 270, Sr.-TR, Northridge, Calif.	<ul style="list-style-type: none">Season-best six tackles vs. Georgia; Fifth on team in tackles (20)On three preseason award watch lists for Lombardi, Outland, NagurskiEarned Coaches and Media All-SEC First Team honorsLed team with 11 tackles for loss & was second with five sacks in 2010	<table><tr><th>Year</th><th>GP/GS</th><th>Tkl</th><th>TFL/Yds</th><th>Sacks/Yds</th></tr><tr><td>2011</td><td>5/5</td><td>20</td><td>3/4</td><td>0/0</td></tr><tr><td>Career</td><td>39/17</td><td>90</td><td>19.5/76</td><td>10.5/58</td></tr><tr><td colspan="5">Car. Highs: Tackles: 8, Sacks: 2, TFLs: 3</td></tr></table>	Year	GP/GS	Tkl	TFL/Yds	Sacks/Yds	2011	5/5	20	3/4	0/0	Career	39/17	90	19.5/76	10.5/58	Car. Highs: Tackles: 8, Sacks: 2, TFLs: 3				
	Year	GP/GS	Tkl	TFL/Yds	Sacks/Yds																			
2011	5/5	20	3/4	0/0																				
Career	39/17	90	19.5/76	10.5/58																				
Car. Highs: Tackles: 8, Sacks: 2, TFLs: 3																								
		#44 Maurice Couch 6-2, 305, So.-JC, Orlando, Fla.	<ul style="list-style-type: none">JUCO transfer has played in all five games, has eight tacklesThree tackles including a key TFL vs. CincinnatiJUCO All-American at Garden City (Kan.); 45 tackles, 12 TFL, 3 sacks	<table><tr><th>Year</th><th>GP/GS</th><th>Tkl</th><th>TFL/Yds</th><th>Sacks/Yds</th></tr><tr><td>2011</td><td>5/0</td><td>8</td><td>0.5/0</td><td>0/0</td></tr><tr><td colspan="5">Car. Highs: Tackles: 3, Sacks: 0, TFLs: 0.5</td></tr></table>	Year	GP/GS	Tkl	TFL/Yds	Sacks/Yds	2011	5/0	8	0.5/0	0/0	Car. Highs: Tackles: 3, Sacks: 0, TFLs: 0.5									
Year	GP/GS	Tkl	TFL/Yds	Sacks/Yds																				
2011	5/0	8	0.5/0	0/0																				
Car. Highs: Tackles: 3, Sacks: 0, TFLs: 0.5																								
NT		#76 DANIEL HOOD 6-4, 293, So.-RS, Knoxville	<ul style="list-style-type: none">First five starts in five games this year with six total tacklesFirst game with more than one tackle, posting two vs. GeorgiaSwitched to the DL after spending freshman season as an OLNamed UT's def. surprise of spring, earning the Spiva Off-Season Award	<table><tr><th>Year</th><th>GP/GS</th><th>Tkl</th><th>TFL/Yds</th><th>Sacks/Yds</th></tr><tr><td>2011</td><td>5/5</td><td>6</td><td>0/0</td><td>0/0</td></tr><tr><td>Career</td><td>11/5</td><td>6</td><td>0/0</td><td>0/0</td></tr><tr><td colspan="5">Car. Highs: Tackles: 2</td></tr></table>	Year	GP/GS	Tkl	TFL/Yds	Sacks/Yds	2011	5/5	6	0/0	0/0	Career	11/5	6	0/0	0/0	Car. Highs: Tackles: 2				
	Year	GP/GS	Tkl	TFL/Yds	Sacks/Yds																			
2011	5/5	6	0/0	0/0																				
Career	11/5	6	0/0	0/0																				
Car. Highs: Tackles: 2																								
		#69 Allan Carson 6-2, 325, Fr., Oxford, Ala.	<ul style="list-style-type: none">Made collegiate debut on the defensive line vs. Buffalo (10/1)Scout: 3-star (No. 62 DT); ESPN: 2-star (No. 112 DT)Named to Team Alabama by the AHSADCA	<table><tr><th>Year</th><th>GP/GS</th><th>Tkl</th><th>TFL/Yds</th><th>Sacks/Yds</th></tr><tr><td>2011</td><td>1/0</td><td>0</td><td>0/0</td><td>0/0</td></tr><tr><td>Career</td><td>1/0</td><td>0</td><td>0/0</td><td>0/0</td></tr></table>	Year	GP/GS	Tkl	TFL/Yds	Sacks/Yds	2011	1/0	0	0/0	0/0	Career	1/0	0	0/0	0/0					
Year	GP/GS	Tkl	TFL/Yds	Sacks/Yds																				
2011	1/0	0	0/0	0/0																				
Career	1/0	0	0/0	0/0																				
RE		#99 BEN MARTIN 6-4, 265, Sr.-RS, Cincinnati, Ohio	<ul style="list-style-type: none">Returned to action vs. Montana after redshirt yr. w/ pair of torn Achilles injuries. Suffered 1st injury in Aug. 2010, then Feb. 2011 to other legIn 2009, compiled 3½ sacks for minus-32 yards; Started final 11 gamesOnly member of team to have played as far back as 2007 season	<table><tr><th>Year</th><th>GP/GS</th><th>Tkl</th><th>TFL/Yds</th><th>Sacks/Yds</th></tr><tr><td>2011</td><td>5/2</td><td>5</td><td>0/0</td><td>0/0</td></tr><tr><td>Car.</td><td>37/13</td><td>68</td><td>4.5/35</td><td>6.5/42</td></tr><tr><td colspan="5">Car. Highs: Tackles: 7, Sacks: 1, TFLs: 1</td></tr></table>	Year	GP/GS	Tkl	TFL/Yds	Sacks/Yds	2011	5/2	5	0/0	0/0	Car.	37/13	68	4.5/35	6.5/42	Car. Highs: Tackles: 7, Sacks: 1, TFLs: 1				
	Year	GP/GS	Tkl	TFL/Yds	Sacks/Yds																			
2011	5/2	5	0/0	0/0																				
Car.	37/13	68	4.5/35	6.5/42																				
Car. Highs: Tackles: 7, Sacks: 1, TFLs: 1																								
		#58 Marlon Walls 6-2, 281, So.-RS, Olive Branch, Miss.	<ul style="list-style-type: none">Started last three games in a row, making 10 tackles on the seasonIn second career start, posted first career sack for six yards vs. BuffaloEight tackles in '11; First-career start at #16 Florida, made two tackles	<table><tr><th>Year</th><th>GP/GS</th><th>Tkl</th><th>TFL/Yds</th><th>Sacks/Yds</th></tr><tr><td>2011</td><td>5/3</td><td>10</td><td>1.5/7</td><td>1/6</td></tr><tr><td>Career</td><td>12/3</td><td>12</td><td>1.5/7</td><td>1/6</td></tr></table>	Year	GP/GS	Tkl	TFL/Yds	Sacks/Yds	2011	5/3	10	1.5/7	1/6	Career	12/3	12	1.5/7	1/6					
Year	GP/GS	Tkl	TFL/Yds	Sacks/Yds																				
2011	5/3	10	1.5/7	1/6																				
Career	12/3	12	1.5/7	1/6																				
SLB		#56 CURT MAGGITT <i>Pronounced (muh-JITT)</i> 6-3, 215, Fr., W. Palm Beach, Fla.	<ul style="list-style-type: none">Tied for third on team in tackles (21); Led UT in tackles w/ 7 vs. BuffaloSix tackles, 0.5 TFL and QB Hurry at #16 Florida in third start of yearMade three tackles in each of first two college gamesFirst true Fr. w/A.J. Johnson to start at LB for UT in an opener (vs. Montana)	<table><tr><th>Year</th><th>GP/GS</th><th>Tkl</th><th>TFL/Yds</th><th>Sacks/Yds</th></tr><tr><td>2011</td><td>5/4</td><td>21</td><td>1.5/8</td><td>0.5/6</td></tr><tr><td colspan="5">Car. Highs: Tackles: 7, Sacks: 0.5, TFL: 1</td></tr></table>	Year	GP/GS	Tkl	TFL/Yds	Sacks/Yds	2011	5/4	21	1.5/8	0.5/6	Car. Highs: Tackles: 7, Sacks: 0.5, TFL: 1									
	Year	GP/GS	Tkl	TFL/Yds	Sacks/Yds																			
2011	5/4	21	1.5/8	0.5/6																				
Car. Highs: Tackles: 7, Sacks: 0.5, TFL: 1																								
		#9 Daryl Vereen 5-11, 215, Sr.-RS, Charlotte, N.C.	<ul style="list-style-type: none">Playing in nickel with 17 tackles in 2011, tied for 6th on team in tacklesPosted nine total tackles in first two gamesCareer-high six tackles, which led UT in opener vs. Montana	<table><tr><th>Year</th><th>GP/GS</th><th>Tkl</th><th>TFL/Yds</th><th>Sacks/Yds</th></tr><tr><td>2011</td><td>5/2</td><td>17</td><td>1/9</td><td>1/9</td></tr><tr><td>Career</td><td>33/3</td><td>39</td><td>2/14</td><td>2/14</td></tr><tr><td colspan="5">Car. Highs: Tackles: 6, Sacks: 1, TFLs: 1</td></tr></table>	Year	GP/GS	Tkl	TFL/Yds	Sacks/Yds	2011	5/2	17	1/9	1/9	Career	33/3	39	2/14	2/14	Car. Highs: Tackles: 6, Sacks: 1, TFLs: 1				
Year	GP/GS	Tkl	TFL/Yds	Sacks/Yds																				
2011	5/2	17	1/9	1/9																				
Career	33/3	39	2/14	2/14																				
Car. Highs: Tackles: 6, Sacks: 1, TFLs: 1																								
MLB		#40 AUSTIN JOHNSON 6-2, 240, Sr., Hickory, N.C.	<ul style="list-style-type: none">Starting middle linebacker leads UT in tackles with 34 (in five starts)Led in tackles vs. Cincy (6), Florida (7) and career-high 11 vs. GeorgiaFirst career start came in opener vs. Montana, made four tacklesSenior was fourth among UT LB with 44 tackles in first yr at LB in 2010	<table><tr><th>Year</th><th>GP/GS</th><th>Tkl</th><th>TFL/Yds</th><th>Sacks/Yds</th></tr><tr><td>2011</td><td>5/5</td><td>34</td><td>1.5/2</td><td>0/0</td></tr><tr><td>Career</td><td>36/5</td><td>80</td><td>4.5/14</td><td>0/0</td></tr><tr><td colspan="5">Car. Highs: Tackles: 11, TFLs: 1.5</td></tr></table>	Year	GP/GS	Tkl	TFL/Yds	Sacks/Yds	2011	5/5	34	1.5/2	0/0	Career	36/5	80	4.5/14	0/0	Car. Highs: Tackles: 11, TFLs: 1.5				
	Year	GP/GS	Tkl	TFL/Yds	Sacks/Yds																			
2011	5/5	34	1.5/2	0/0																				
Career	36/5	80	4.5/14	0/0																				
Car. Highs: Tackles: 11, TFLs: 1.5																								
		#42 Nigel Mitchell-Thornton 6-1, 235, Jr., Stone Mountain, Ga.	<ul style="list-style-type: none">Played first four games in 2011 as an LB and on special teams coveragePlayed late in Montana (9/3) win, had a tackle2010 Academic All-SEC; Played career-high 10 games	<table><tr><th>Year</th><th>GP/GS</th><th>Tkl</th><th>TFL/Yds</th><th>Sacks/Yds</th></tr><tr><td>2011</td><td>4/0</td><td>1</td><td>0/0</td><td>0/0</td></tr><tr><td>Career</td><td>22/0</td><td>15</td><td>1/3</td><td>0/0</td></tr><tr><td colspan="5">Car. Highs: Tackles: 5, TFLs: 1</td></tr></table>	Year	GP/GS	Tkl	TFL/Yds	Sacks/Yds	2011	4/0	1	0/0	0/0	Career	22/0	15	1/3	0/0	Car. Highs: Tackles: 5, TFLs: 1				
Year	GP/GS	Tkl	TFL/Yds	Sacks/Yds																				
2011	4/0	1	0/0	0/0																				
Career	22/0	15	1/3	0/0																				
Car. Highs: Tackles: 5, TFLs: 1																								
WLB		#45 A.J. JOHNSON 6-2, 245, Fr., Gainesville, Ga.	<ul style="list-style-type: none">Tied for third on team in tackles with 21, with 2.0 TFLsTied for team lead with seven tackles at Florida, also had FF and FRThree tackles and 0.5 TFL in start in first college game vs. MontanaFirst true Fr. w/C.Maggitt to start at LB for UT in an opener (vs. Montana)	<table><tr><th>Year</th><th>GP/GS</th><th>Tkl</th><th>TFL/Yds</th><th>Sacks/Yds</th></tr><tr><td>2011</td><td>5/3</td><td>21</td><td>2/2</td><td>0/0</td></tr><tr><td colspan="5">Car. Highs: Tackles: 7, TFLs: 1</td></tr></table>	Year	GP/GS	Tkl	TFL/Yds	Sacks/Yds	2011	5/3	21	2/2	0/0	Car. Highs: Tackles: 7, TFLs: 1									
	Year	GP/GS	Tkl	TFL/Yds	Sacks/Yds																			
2011	5/3	21	2/2	0/0																				
Car. Highs: Tackles: 7, TFLs: 1																								
		#41 Dontavis Sapp 6-2, 219, So., Valdosta, Ga.	<ul style="list-style-type: none">Former DB played in all four games and has seven tacklesCareer-high four tackles with sack vs. CincinnatiPlayed final 11 games of true freshman season	<table><tr><th>Year</th><th>GP/GS</th><th>Tkl</th><th>TFL/Yds</th><th>Sacks/Yds</th></tr><tr><td>2011</td><td>5/0</td><td>7</td><td>1/6</td><td>1/6</td></tr><tr><td>Totals</td><td>16/0</td><td>12</td><td>1/6</td><td>1/6</td></tr><tr><td colspan="5">Car. Highs: Tackles: 4, Sacks: 1, TFLs: 1</td></tr></table>	Year	GP/GS	Tkl	TFL/Yds	Sacks/Yds	2011	5/0	7	1/6	1/6	Totals	16/0	12	1/6	1/6	Car. Highs: Tackles: 4, Sacks: 1, TFLs: 1				
Year	GP/GS	Tkl	TFL/Yds	Sacks/Yds																				
2011	5/0	7	1/6	1/6																				
Totals	16/0	12	1/6	1/6																				
Car. Highs: Tackles: 4, Sacks: 1, TFLs: 1																								
LCB		#18 IZAUEA LANIER <i>Pronounced (Eye-ZAY-uh)</i> 6-1, 190, So.-JC, Gordo, Ala.	<ul style="list-style-type: none">Second start vs. Georgia, posted four tackles, 10 tkl in last two gamesMade first career start vs. Buffalo, has six tackles in first year at UTMade three tackles vs. Cincinnati after UT debut vs. MontanaJUCO All-America, All-Conf. and All-Region honors at E. Miss. in 2009	<table><tr><th>Year</th><th>GP/GS</th><th>Tkl</th><th>PD</th><th>INT/Yds</th></tr><tr><td>2011</td><td>5/2</td><td>10</td><td>1</td><td>0/0</td></tr><tr><td colspan="5">Car. Highs: Tackles: 4, PDs: 1</td></tr></table>	Year	GP/GS	Tkl	PD	INT/Yds	2011	5/2	10	1	0/0	Car. Highs: Tackles: 4, PDs: 1									
	Year	GP/GS	Tkl	PD	INT/Yds																			
2011	5/2	10	1	0/0																				
Car. Highs: Tackles: 4, PDs: 1																								
		#25 Art Evans 5-11, 180, Sr.-RS, Lakeland, Fla.	<ul style="list-style-type: none">Had 3 tackles in each of first three games this season; 10 total on yearDrew first start in nearly a year, at Florida, posting three tacklesFirst career INT for a 37-yard TD return vs. Montana in season opener	<table><tr><th>Year</th><th>GP/GS</th><th>Tkl</th><th>PD</th><th>INT/Yds</th></tr><tr><td>2011</td><td>5/1</td><td>10</td><td>1</td><td>1/37</td></tr><tr><td>Career</td><td>34/19</td><td>70</td><td>5</td><td>1/37</td></tr><tr><td colspan="5">Car. Highs: Tackles: 8, INT: 1, PD: 1</td></tr></table>	Year	GP/GS	Tkl	PD	INT/Yds	2011	5/1	10	1	1/37	Career	34/19	70	5	1/37	Car. Highs: Tackles: 8, INT: 1, PD: 1				
Year	GP/GS	Tkl	PD	INT/Yds																				
2011	5/1	10	1	1/37																				
Career	34/19	70	5	1/37																				
Car. Highs: Tackles: 8, INT: 1, PD: 1																								
SS		#17 BRENT BREWER 6-1, 215, So., Tyrone, Ga.	<ul style="list-style-type: none">Started 11 games in a row; tied for 8th on team in tackles with 16 in '11Tied for team-high with 6 tackles vs. CincinnatiOne of seven true freshmen to play in every game for UT (30 tackles)Spent four years in minor league baseball with Milwaukee Brewers	<table><tr><th>Year</th><th>GP/GS</th><th>Tkl</th><th>PD</th><th>INT/Yds</th></tr><tr><td>2011</td><td>5/5</td><td>16</td><td>0</td><td>0/0</td></tr><tr><td>Career</td><td>18/11</td><td>46</td><td>3</td><td>0/0</td></tr><tr><td colspan="5">Car. Highs: Tackles: 8, PD: 1, TFLs: 1</td></tr></table>	Year	GP/GS	Tkl	PD	INT/Yds	2011	5/5	16	0	0/0	Career	18/11	46	3	0/0	Car. Highs: Tackles: 8, PD: 1, TFLs: 1				
	Year	GP/GS	Tkl	PD	INT/Yds																			
2011	5/5	16	0	0/0																				
Career	18/11	46	3	0/0																				
Car. Highs: Tackles: 8, PD: 1, TFLs: 1																								
		#22 Rod Wilks 6-0, 214, Jr.-RS, Smyrna	<ul style="list-style-type: none">Has nine tackles on season with three vs. Cincinnati, along with FFCareer-high four tackles, including a TFL in opener vs. MontanaFormer wide receiver played in four games in the secondary in 2010	<table><tr><th>Year</th><th>GP/GS</th><th>Tkl</th><th>TFL/Yds</th><th>Sacks/Yds</th></tr><tr><td>2011</td><td>5/0</td><td>9</td><td>0.5/1</td><td>0/0</td></tr><tr><td>Career</td><td>22/0</td><td>10</td><td>0.5/1</td><td>0/0</td></tr><tr><td colspan="5">Car. Highs: Tackles: 4, TFL: 0.5</td></tr></table>	Year	GP/GS	Tkl	TFL/Yds	Sacks/Yds	2011	5/0	9	0.5/1	0/0	Career	22/0	10	0.5/1	0/0	Car. Highs: Tackles: 4, TFL: 0.5				
Year	GP/GS	Tkl	TFL/Yds	Sacks/Yds																				
2011	5/0	9	0.5/1	0/0																				
Career	22/0	10	0.5/1	0/0																				
Car. Highs: Tackles: 4, TFL: 0.5																								
FS		#23 PRENTISS WAGNER 6-2, 185, Jr.-RS, Clinton, La.	<ul style="list-style-type: none">Second on team in tackles (26) and leads in passes defended (5)Has started 18 games in a row; Career-best 11 tackles vs. GeorgiaNamed to Preseason Watch List for Thorpe, Bednarik, Nagurski, Lott2011 Pre. Media All-SEC 2nd Team; Coaches All-SEC 2nd Team in 2010	<table><tr><th>Year</th><th>GP/GS</th><th>Tkl</th><th>PD</th><th>INT/Yds</th></tr><tr><td>2011</td><td>5/5</td><td>26</td><td>5</td><td>0/0</td></tr><tr><td>Career</td><td>31/20</td><td>89</td><td>14</td><td>5/73</td></tr><tr><td colspan="5">Car. Highs: Tackles: 11, INT: 1, PD: 2</td></tr></table>	Year	GP/GS	Tkl	PD	INT/Yds	2011	5/5	26	5	0/0	Career	31/20	89	14	5/73	Car. Highs: Tackles: 11, INT: 1, PD: 2				
	Year	GP/GS	Tkl	PD	INT/Yds																			
2011	5/5	26	5	0/0																				
Career	31/20	89	14	5/73																				
Car. Highs: Tackles: 11, INT: 1, PD: 2																								
		#37 Brian Randolph 6-0, 190, Fr., Kennesaw, Ga.	<ul style="list-style-type: none">Two starts in nickel: vs. Cincy (2 tackles, 2 PDs), Buffalo (3 tackles)One of 12 true freshmen to debut vs. Montana, had a tackleRivals: 3-star (No. 32 overall safety, No. 29 overall prospect in Ga.)	<table><tr><th>Year</th><th>GP/GS</th><th>Tkl</th><th>PD</th><th>INT/Yds</th></tr><tr><td>2011</td><td>5/2</td><td>8</td><td>2</td><td>0/0</td></tr><tr><td colspan="5">Car. Highs: Tackles: 3, PDs: 2</td></tr></table>	Year	GP/GS	Tkl	PD	INT/Yds	2011	5/2	8	2	0/0	Car. Highs: Tackles: 3, PDs: 2									
Year	GP/GS	Tkl	PD	INT/Yds																				
2011	5/2	8	2	0/0																				
Car. Highs: Tackles: 3, PDs: 2																								
RCB		#10 MARSALIS TEAGUE 5-10, 185, Jr., Paris	<ul style="list-style-type: none">Started seventh game in a row, fifth in a row at right corner vs. GeorgiaHas 13 tackles on year; Season-best five tackles vs. GeorgiaIn 2010: 11 games, started 8 at CB after playing freshman season at WRFourth among the UT secondary and 8th overall with 46 tackles in '10	<table><tr><th>Year</th><th>GP/GS</th><th>Tkl</th><th>PD</th><th>INT/Yds</th></tr><tr><td>2011</td><td>5/5</td><td>13</td><td>2</td><td>0/0</td></tr><tr><td>Career</td><td>29/18</td><td>61</td><td>10</td><td>0/0</td></tr><tr><td colspan="5">Car. Highs: Tackles: 11, PD: 3</td></tr></table>	Year	GP/GS	Tkl	PD	INT/Yds	2011	5/5	13	2	0/0	Career	29/18	61	10	0/0	Car. Highs: Tackles: 11, PD: 3				
	Year	GP/GS	Tkl	PD	INT/Yds																			
2011	5/5	13	2	0/0																				
Career	29/18	61	10	0/0																				
Car. Highs: Tackles: 11, PD: 3																								
		#27 Justin Coleman 5-10, 183, Fr., Brunswick, Ga.	<ul style="list-style-type: none">First career tackles with three vs. Cincy; Four overall tackles in 2011First true Fr. DB to start for UT since E. Berry (2007), had a PBU vs. Mont.Enrolled in classes in January and participated in spring workouts	<table><tr><th>Year</th><th>GP/GS</th><th>Tkl</th><th>PD</th><th>INT/Yds</th></tr><tr><td>2011</td><td>5/2</td><td>4</td><td>1</td><td>0/0</td></tr><tr><td colspan="5">Car. Highs: Tackles: 3</td></tr></table>	Year	GP/GS	Tkl	PD	INT/Yds	2011	5/2	4	1	0/0	Car. Highs: Tackles: 3									
Year	GP/GS	Tkl	PD	INT/Yds																				
2011	5/2	4	1	0/0																				
Car. Highs: Tackles: 3																								
		#24 Eric Gordon 5-9, 185, So., Nashville	<ul style="list-style-type: none">Played in all five games this season, has nine tackles and two TFLsMade three tackles with 2.0 TFLs for four yards, all in first half vs. GeorgiaPosted four tackles and a TFL in opener vs. Montana	<table><tr><th>Year</th><th>GP/GS</th><th>Tkl</th><th>PD</th><th>INT/Yds</th></tr><tr><td>2011</td><td>5/0</td><td>9</td><td>0</td><td>0/0</td></tr><tr><td>Career</td><td>18/6</td><td>56</td><td>3</td><td>2/46</td></tr><tr><td colspan="5">Car. Highs: Tackles: 6, INTs: 1, PDs: 1</td></tr></table>	Year	GP/GS	Tkl	PD	INT/Yds	2011	5/0	9	0	0/0	Career	18/6	56	3	2/46	Car. Highs: Tackles: 6, INTs: 1, PDs: 1				
Year	GP/GS	Tkl	PD	INT/Yds																				
2011	5/0	9	0	0/0																				
Career	18/6	56	3	2/46																				
Car. Highs: Tackles: 6, INTs: 1, PDs: 1																								

Depth Chart Notes (Specialists)

P		#5 MATT DARR 6-1, 221, Fr.-RS, Bakersfield, Calif.	<ul style="list-style-type: none">Punted 11 times in five games this season for 39.4 averageLanded two punts inside the 10-yard line vs. Georgia with 42.2 avg.Punted three times for 44.0 average at #16 FloridaRedshirted in 2010, currently starting punter in 2011	<table><tr><th>Year</th><th>GP/GS</th><th>Punts</th><th>Yds</th><th>Avg</th><th>I-20</th></tr><tr><td>2011</td><td>5/4</td><td>11</td><td>433</td><td>39.4</td><td>3</td></tr></table> <p>Car. Highs: Punts: 6, Avg: 44.0, Long: 52</p>	Year	GP/GS	Punts	Yds	Avg	I-20	2011	5/4	11	433	39.4	3
	Year	GP/GS	Punts	Yds	Avg	I-20										
2011	5/4	11	433	39.4	3											
		#1 Michael Palardy 5-11, 176, So., Coral Springs, Fla.	<ul style="list-style-type: none">Starting punter at Florida, had a punt for 39 yards and a blocked puntPunted twice in opener vs. Montana for 40.5 average, long of 44Left-footer punted four times with an average of 39.2 yards per in 2010	<table><tr><th>Year</th><th>GP/GS</th><th>Punts</th><th>Yds</th><th>Avg</th><th>I-20</th></tr><tr><td>2011</td><td>5/1</td><td>3</td><td>120</td><td>40.0</td><td>0</td></tr></table> <p>Car. Highs: Punts: 3, Long: 51</p>	Year	GP/GS	Punts	Yds	Avg	I-20	2011	5/1	3	120	40.0	0
Year	GP/GS	Punts	Yds	Avg	I-20											
2011	5/1	3	120	40.0	0											
PK		#1 MICHAEL PALARDY 5-11, 176, So., Coral Springs, Fla.	<ul style="list-style-type: none">Converted 6-of-9 field goals on season, has made 19-of-20 PATsCareer-long 43 yard field goal vs. Georgia, making 2-of-3 attemptsMade pair of 28 field goals vs. Buffalo37-yard field goal along with six PATs for second game in row vs. Cincy	<table><tr><th>Year</th><th>FGA/FGM</th><th>Pct.</th><th>PATs</th><th>Long</th></tr><tr><td>2011</td><td>6/9</td><td>66.7</td><td>19/20</td><td>43</td></tr></table> <p>Career Highs: Long FG: 43; FGM: 3; FGA: 3</p>	Year	FGA/FGM	Pct.	PATs	Long	2011	6/9	66.7	19/20	43		
	Year	FGA/FGM	Pct.	PATs	Long											
2011	6/9	66.7	19/20	43												
		#15 Chip Rhome 6-2, 197, Sr.-TR, Christiana	<ul style="list-style-type: none">Spent freshman season at Austin Peay in 2007Redshirted at UT in 2008, spent last two seasons as squad member.Changed from No. 47 to No. 15 just prior to 2011 season													
KO		#1 MICHAEL PALARDY 5-11, 176, So., Coral Springs, Fla.	<ul style="list-style-type: none">Kicked 29 times for 64.0 average with four touchbacks. UT had just one touchback all in 2010Handled kickoff duties for most of the 2010 season, including five starts in that role.Booted 45 kickoffs with two fair catches, no touchbacks in 2010													
		#15 Chip Rhome 6-2, 197, Sr.-TR, Christiana	<ul style="list-style-type: none">Handled kickoff duties at Austin Peay as a freshman in 2007.													
DS		#59 NICK GUESS 6-3, 230, Sr.-RS, Knoxville	<ul style="list-style-type: none">Long snapper in all five games this season, 18 games in a row as "starting" long snapperServed as primary deep snapper for Vols in all 13 games last seasonRanked by Ray Guy's ProKicker.com as nation's No. 3 long snapper for high school graduating class of 2007.													
		#63 J.R. Carr 5-10, 220, So.-RS, Lomita, Calif.	<ul style="list-style-type: none">Redshirted in 2009 and was a squad member in 2010Spent time at Chris Sailer Kicking School in high school.Changed to No. 63 in 2011 after being No. 69 in 2010 and No. 50 in 2011 preseason camp													
H		#15 CHIP RHOME 6-2, 197, Sr.-TR, Christiana	<ul style="list-style-type: none">Held on all 20 PATs this season, six in each of first two games along with all nine holds on field goal att.Spent freshman season at Austin Peay in 2007Redshirted at UT in 2008 and spent last two seasons as a squad member													
		#5 Matt Darr 6-1, 221, Fr.-RS, Bakersfield, Calif.	<ul style="list-style-type: none">Redshirted in 2010. Rated nation's No. 1 punting prospect in high school by expert Chris SailerCareer long punt in HS was 71 yards.													
PR		#19 DEVRIN YOUNG 5-8, 175, Fr., Knoxville	<ul style="list-style-type: none">Returned two punts for 19 yards vs. Georgia43-yard punt return on first return vs. Buffalo (long by UT since 2007)Missed first three games with fractured right collarbone in late JulyTenn. Mr. Football Back of Year in 2008, 09, 10 w/7,433 all-purpose yds	<table><tr><th>Year</th><th>Punt Ret.</th><th>Yds</th><th>Yds/Ret</th><th>Lg</th></tr><tr><td>2011</td><td>3</td><td>62</td><td>20.7</td><td>43</td></tr></table> <p>Career Highs: Ret: 2, Yds: 43</p>	Year	Punt Ret.	Yds	Yds/Ret	Lg	2011	3	62	20.7	43		
	Year	Punt Ret.	Yds	Yds/Ret	Lg											
2011	3	62	20.7	43												
OR		#4 Marlin Lane 6-0, 205, Fr., Daytona Beach, Fla.	<ul style="list-style-type: none">Returned two punts for 13 yards at #16 FloridaReturned four punts for 23 yards in debut vs. MontanaServing as primary back-up to senior Tauren Poole at TB	<table><tr><th>Year</th><th>Punt Ret.</th><th>Yds</th><th>Yds/Ret</th><th>Lg</th></tr><tr><td>2011</td><td>7</td><td>36</td><td>5.1</td><td>9</td></tr></table> <p>Career Highs: Ret: 4, Yds: 23, Long: 9</p>	Year	Punt Ret.	Yds	Yds/Ret	Lg	2011	7	36	5.1	9		
Year	Punt Ret.	Yds	Yds/Ret	Lg												
2011	7	36	5.1	9												
KR		#4 MARLIN LANE 6-0, 205, Fr., Daytona Beach, Fla.	<ul style="list-style-type: none">Returned two punts for 13 yards at #16 FloridaReturned four punts for 23 yards in debut vs. MontanaServing as primary back-up to senior Tauren Poole at TBRivals: 4-star (No. 23 overall RB, No. 38 overall prospect in Florida)	<table><tr><th>Year</th><th>Kick Ret.</th><th>Yds</th><th>Yds/Ret</th><th>Lg</th></tr><tr><td>2011</td><td>5</td><td>94</td><td>16.8</td><td>35</td></tr></table> <p>Career Highs: Ret: 2, Yds: 71, Long: 35</p>	Year	Kick Ret.	Yds	Yds/Ret	Lg	2011	5	94	16.8	35		
	Year	Kick Ret.	Yds	Yds/Ret	Lg											
2011	5	94	16.8	35												
OR		#19 DEVRIN YOUNG 5-8, 175, Fr., Knoxville	<ul style="list-style-type: none">Returned four kickoffs for 108 yards vs. Georgia. Most by a UT player since D. Rogets had 114 return yards vs. Kentucky (11/27/10)Two kickoff returns for 51 yards vs. Buffalo in college debut	<table><tr><th>Year</th><th>Kick Ret.</th><th>Yds</th><th>Yds/Ret</th><th>Lg</th></tr><tr><td>2011</td><td>6</td><td>159</td><td>26.5</td><td>50</td></tr></table> <p>Career Highs: Ret: 4, Yds: 108</p>	Year	Kick Ret.	Yds	Yds/Ret	Lg	2011	6	159	26.5	50		
Year	Kick Ret.	Yds	Yds/Ret	Lg												
2011	6	159	26.5	50												
KR		#28 TAUREN POOLE <i>Pronounced (TOR-in)</i> 5-10, 215, Sr., Toccoa, Ga.	<ul style="list-style-type: none">Returned the opening kickoff of the 2011 season vs. Montana for 27 yards, that was his first-career college kickoff returnUT's starting senior tailback has six career 100-yard rushing games.	<table><tr><th>Year</th><th>KO Ret.</th><th>Yds</th><th>Yds/Ret</th><th>Lg</th></tr><tr><td>2011</td><td>1</td><td>27</td><td>27.0</td><td>27</td></tr></table> <p>Career Highs: Ret: 1, Yards: 27</p>	Year	KO Ret.	Yds	Yds/Ret	Lg	2011	1	27	27.0	27		
Year	KO Ret.	Yds	Yds/Ret	Lg												
2011	1	27	27.0	27												

PRONUNCIATION GUIDE >>>













50 Raiques Crump	RYE-qwez	18 Izauea Lanier	Eye-ZAY-uh Luh-NEAR	30 Shane Reveiz	Ruh-VAZE
90 Steven Fowlkes	FOLKS	56 Curt Maggitt	Muh-JITT	21 Da'Rick Rogers	DAY-rick
46 Channing Fugate	FEW-get	20 Rajion Neal	RAY-zhon	75 JerQuari Schofield	Jer-CORE-ee SKOH-field
43 Martaze Jackson	MAR-tayze	66 Marques Pair	Mar-KEES	55 Jacques Smith	JOCK-kwez
70 Ja'Wuan James	Juh-WAHN	28 Tauren Poole	TOR-in		

RELENTLESS PURSUIT OF CONTINUOUS IMPROVEMENT

One of Derek Dooley's mantras for this season's Volunteer squad has been the "Relentless Pursuit of Continuous Improvement." Through the first five games of the 2011 campaign, the benefits of that daily pursuit have been obvious. Below are a few examples of how it has paid off on the gridiron:

- The Vols started 3-1 for the first first time since 2006.
- UT posted its first six-game, regular-season winning streak since 2003-04 winning the final four games of 2010 and first two of 2011.
- UT is a perfect 9-0 when leading at halftime under Dooley. In every game that the Vols have won under Dooley, they've led at the break.
- Tennessee has converted on 40 of its 71 third-down opportunities (56.3 percent), which is fourth in the NCAA.
- The Big Orange has scored in 22 of its 24 trips (92%) into the red-zone, including 17 touchdowns (71%).
- UT did not allow an opponent to succeed on a fourth-down attempt until the fourth try this year. The Vols have stopped six of 10 attempts.
- The Vols lead the SEC in passing efficiency (162.49), 13th in the NCAA
- Derek Dooley became the eighth coach in Tennessee history to start 2-0 in his second year with the Vols and first since Bowden Wyatt in 1956.

2011 Schedule and Results

DATE	OPPONENT	SITE	TV	TIME	SERIES/RESULT	NOTE
Sept. 3	 MONTANA (4-2) Grizzlies	Knoxville Neyland Stadium	PPV	6:07 ET	W, 42-16	Hunter, Rogers each 100 yds. receiving; UT posts 5th consec. regular-season win
Sept. 10	 CINCINNATI (4-1) Bearcats	Knoxville Neyland Stadium	ESPN2	3:30 ET	W, 45-23	2nd consec. game with multiple 100-yd. rec.; Bray throws for 405 yds., UT-record 82.9%
Sept. 17	 at #16/17 Florida (4-2) Gators	Gainesville, Fla. Ben Hill Griffin Stadium	CBS	3:30 ET	L, 23-33	Vols lose seventh in a row to Gators; WR Hunter lost for season with torn ACL
Oct. 1	 BUFFALO (2-4) Bulls	Knoxville Neyland Stadium	CSS	12:30 ET	W, 41-10	Bray throws for 4 TDs, 342 yards; Rogers 180 yards receiving, 2 TD.
Oct. 8	 RV/- GEORGIA (4-2) Bulldogs	Knoxville Neyland Stadium	ESPN2	7:00 ET	L, 12-20	Waggoner, Austin Johnson 11 tackles each; Vols and UGA have now split last six
Oct. 15	 #1/2 LSU (6-0) Tigers	Knoxville Neyland Stadium	CBS	3:30 p.m.	UT 20-8-3	Vols look to avenge last season's 16-14 loss on last play of game.
Oct. 22	 at Alabama (6-0) Crimson Tide	Tuscaloosa, Ala. Bryant-Denny Stadium	--	--	UA 48-38-7	Vols' last win in Tuscaloosa (51-43) was '03; Tide has won four straight meetings.
Oct. 29	 S. CAROLINA (5-1) Gamecocks	Knoxville Neyland Stadium	--	--	UT 22-5-2	Vols own 14-1 record against Gamecocks in Knoxville; Home team has won last four.
Nov. 5	 MTSU (HC) (1-4) Blue Raiders	Knoxville Neyland Stadium	--	--	UT 1-0	Lone meeting was a 26-3 UT victory in Knoxville; 6-0 versus Sun Belt members.
Nov. 12	 at Arkansas (5-1) Razorbacks	Fayetteville, Ark. Razorback Stadium	--	--	UT 13-3	Vols travel to Fayetteville for first time since 2006; 2-2 there all-time.
Nov. 19	 VANDERBILT (3-2) Commodores	Knoxville Neyland Stadium	--	--	UT 72-27-5	Vols have won 5 straight meetings; UT 36-10-1 in Knoxville vs. Vandy.
Nov. 26	 at Kentucky (2-4) Wildcats	Lexington, Ky. Commonwealth Stadium	--	--	UT 74-23-9	Winning streak at 26, the longest active in a series between two major college teams.

Team Notes...

Youth Being Served

■ Tennessee has played a total of 15 true freshmen in 2011, and including redshirt freshman P Matt Darr, UT has played 16 freshmen overall in 2011. Last season, Tennessee played 26 freshmen and 16 true freshmen, both of which ranked tied for third in the nation.

■ True freshman linebackers Curt Maggitt and A.J. Johnson are tied for third on the Vols with 21 tackles.

■ The Vols are the only team in the nation to start three true freshmen at the same time this season with a trio on defense: LB A.J. Johnson, LB Curt Maggitt and CB Justin Coleman. Against Cincinnati, the Vols also started three true freshmen (Maggitt, Coleman, and DB Brian Randolph).

▲ True Freshmen Playing for Tennessee in 2011

OFFENSE (9): RB: Marlin Lane, Tom Smith, Devrin Young WR: DeAnthony Arnett, Vincent Dallas, TE: Brendan Downs, Cameron Clear, OL: Marcus Jackson, Antonio Richardson.

DEFENSE (6): DE: Jordan Williams, DT: Allan Carson, LB: A.J. Johnson, Curt Maggitt, DB: Justin Coleman, Brian Randolph.

■ The Vols started four freshmen (SLB Curt Maggitt, WLB A.J. Johnson, CB Justin Coleman, and P Matt Darr) and three true freshmen (Maggitt, Johnson, Coleman) in a season opener for the first time since freshman eligibility was reinstated in 1972.

■ Tennessee had not started a true freshman at any of the linebacker positions in the season opener since freshman eligibility was reinstated in 1972. UT started two true freshmen vs. Montana at linebacker positions - Johnson and Maggitt. Additionally, DB Justin Coleman was the first true freshman to start in the secondary in the season opener for the Vols since Eric Berry in 2007 at California.

▲ Most True Freshmen to Play in 2011, NCAA D-I FBS Schools

School	Freshmen	School	Freshmen
Texas	18	Florida State	14
Auburn	17	Ohio State	14
Army	16	Akron	13
Indiana	16	Clemson	13
TENNESSEE	15	Florida	13

NOTING THE SCHEDULE

Up Next - Oct. 22 at Alabama

■ Next weekend, Tennessee travels to Alabama for an October 22 game at Bryant-Denny Stadium against the Crimson Tide.

■ The Vols will attempt to snap a four-game losing streak to the Tide. Since 1995, Tennessee owns a 9-6 edge in the series, including a Tennessee series-best seven consecutive wins from 1995-2001.

■ UT will attempt to snap a five-game road losing streak to SEC West opponents since 2007 (2007: Alabama, 2008: Auburn, 2009: Alabama, Ole Miss; 2010: LSU).

■ Tennessee has scored 17 or fewer points in seven consecutive games vs. Alabama since 2004. The Vols have held Alabama to 13 or fewer points in four of seven games since 2004, but the Tide has averaged 30.7 points in the last four meetings.

■ Tennessee has lost three consecutive games at Alabama, including a 12-10 loss in 2009. UT's last win in Tuscaloosa was a five-overtime, 51-43 victory in 2003. The game was played in Birmingham from 1901-1997. The Vols are 3-3 in Tuscaloosa, including wins in their first three games in Bryant-Denny Stadium (1999, 2001, 2003).

■ The Vols next two opponents occupy the top slots in the AP poll, No. 1 LSU and No. 2 Alabama. If those rankings hold, it would mark the first time in school history that UT has played the top-ranked schools in the AP poll in consecutive weeks. Tennessee has not played consecutive top-five teams since 2005 (No. 5 Georgia on Oct. 8, No. 5 Alabama on Oct. 22) and has never played consecutive games vs. opponents ranked as high as the top four nationally.

The 2011 Opponents

■ Beginning this week, Tennessee is slated to play three consecutive Top 25 teams in the same year for the first time since 1994 (No. 14 UCLA, No. 23 Georgia, and No. 1 Florida). UT's 2011 opponents are 46-23 thus far in 2011 (.667).

■ Tennessee plays four teams in 2011 currently in the Associated Press and USA Today Top 25 Coaches polls and three of the top 10 in the AP poll (AP/USA Today ranks): LSU (1 AP/2 Coaches), Alabama (2 AP/3 Coaches), Arkansas (10 AP/11 Coaches), and South Carolina (15 AP/13 Coaches). UT has played two other teams receiving votes in both polls (Florida and Georgia).

■ The three SEC West opponents on the Vols' 2011 slate (LSU, at Alabama, at Arkansas) are all in the AP top 10 and Coaches' top 11.

Team Notes (Cont.)

Scoring Offense

■ Tennessee is averaging 32.6 points per game, a significant increase over recent seasons. UT ranks tied for 42nd in the NCAA and fifth in the SEC in scoring.

▲ Tennessee Scoring Offense Totals, Last Eight Years

2004	21.4	2008	17.3
2005	18.6	2009	29.3
2006	27.8	2010	27.0
2007	32.5	2011	32.6

SEC, NCAA Leaders

■ In the SEC rankings, Tennessee ranks second in passing offense (327.2), fifth fourth in total offense (412.0), 12th in rushing offense (84.8), and fifth in scoring offense (32.6).

■ The Vols rank second in the SEC and 12th nationally in time of possession at 33:17, trailing only LSU in the conference (33:40).

■ Tennessee ranks fourth nationally in third-down pct. (56.3%) and tied for sixth in fewest interceptions thrown (2). Additionally, UT ranks 11th in the nation in passing offense (327.2), 13th in passing efficiency (162.5) and tied for 22nd in first downs per game (24.0).

■ QB Tyler Bray leads the SEC and ranks in the top 17 nationally in three categories: passing yards per game (315.8, 9th in NCAA) passing efficiency (165.2, 11th in NCAA), and passing touchdowns (14, T-17th in NCAA). Bray also leads the conference and ranks 17th nationally in total offense (303.8).

■ WR Da'Rick Rogers is tied for the SEC lead and tied for sixth nationally with six receiving touchdowns. Rogers also ranks second in the conference with 32 receptions and 513 receiving yards.

Orange Crush

■ Beginning with a 50-14 win at Memphis (11/6/10), Tennessee is 7-3 while averaging 34 points per game.

■ During that 10-game span, the Vols have outscored opponents by nearly double (340-184), a margin of 156 points. In those seven wins, Tennessee has an average margin of victory of 25.2 points.

■ The Vols were 2-6 in head coach Derek Dooley's first eight games are 7-3 in the 10 games since. The Vols have improved considerably in virtually every statistical measure, with a chart of comparison below:

▲ The Vols Under Derek Dooley, First Eight Games vs. Last 10 Games

Opponent	First Eight	Last 10	Diff.
Record	2-6 (.250)	7-3 (.700)	+450 win pct.
Points For/Allowed	174-244 (-70)	340-184 (+156)	+226 margin diff
Points Per Game	21.8	34.0	+12.2 ppg
Points Allowed/Gm.	30.5	18.4	-12.1 ppg
Total Offense (Yds.)	331.2	413.9	+82.7 yds/gm
Total Defense (Yds.)	407.1	343.0	-64.1 yds/gm
Passing Yardage	213.6	323.6	+110.0 yds/gm
Third-Down Conv.	31.3% (36-115)	50.3% (73-145)	+19.0%
Turnover Margin	-4	+7	+11 margin diff

Third Watch

■ Tennessee ranks fourth nationally in third-down efficiency at 56.3%, successfully converting 40-of-71 third downs this year.

■ The Vols converted 12-of-16 third downs vs. Buffalo, the first time UT has converted as many as 12 third downs since 1996 at Memphis. Tennessee has completed 10 third-down attempts three times in five games (10 vs. Montana and Cincinnati) after not converting 10 third downs in a single game since 2006.

■ UT is the only team in the SEC above 50% on third-down conversions. The Vols converted at a 37% clip on third downs a year ago (69-of-189).

■ The Vols were 11-of-58 (19%) on third downs during their first four games under head coach Derek Dooley. In the 14 games since, the team is 98-of-202 on third downs, a conversion rate of 48.5%.

▲ Third-Down Conversion Pct. Leaders, 2011 NCAA

School	Att.	Succ	Conv. %
Georgia Tech	82	51	62.2%
Wisconsin	58	36	62.1%
Michigan	62	36	58.1%
TENNESSEE	71	40	56.3%
Oklahoma State	80	45	56.3%

Vols on CBS

■ Tennessee will make its second appearance of the season on CBS this week-end vs. LSU. UT is 35-36 all-time on CBS.

■ The Vols are making their second appearance of the year on CBS, and Tennessee has played at least three games on the network in each of the last seven seasons (2004-10) and in 13 of the last 15 years from 1996-2010.

■ The Vols snapped a nine-game losing streak when playing on CBS last season with a 52-14 victory over Ole Miss on Nov. 13, 2010. UT's last win before that was back on Nov. 17, 2007, when it outlasted Kentucky, 52-50, in four overtimes.

O-Line Pride

■ The Vols have allowed nine sacks in their first five games, the third-lowest total in the SEC in 2011. Through five games a year ago (2010), UT had allowed 19 sacks.

▲ Fewest Sacks Allowed, SEC, 2011

LSU	4	Ole Miss	10
Florida	6	Alabama	10
TENNESSEE	9	South Carolina	10

■ After entering the 2010 season opener vs. UT Martin with three starts on the offensive line (all from Jarrod Shaw), the current UT depth chart lists five offensive line starters with a combined 64 career starts (Ja'Wuan James and Dallas Thomas 18 each, James Stone 12, Zach Fulton 10, Alex Bullard 5).

■ Additionally, Tennessee is one of seven Division I FBS schools who did not start a senior on the offensive line in the season opener. The others were Arizona, Georgia Tech, Stanford, Texas A&M, UNLV, and USC.

On the Road

■ With a win in any of the final three road games, Tennessee would join Florida and Georgia as the three SEC programs with at least road win in each of the last 20 seasons from 1992-2011.

■ The Vols are 51-26 (.662) on the road since 1992, the second-best road winning pct. in the SEC during that time span, trailing only Florida (.776, 66-19).

Academic Excellence

■ There are seven members of the Tennessee football team who already have completed graduation requirements: Anthony Anderson, Nick Guess, Austin Johnson, Ben Martin, Tauren Poole, Shane Reveiz, and Daryl Vereen.

Start Streaks

■ Four Vols who started every game last year as well as the season's first four games -- OLs Ja'Wuan James and Dallas Thomas, RB Tauren Poole, and DB Prentiss Waggner -- are all tied for the Vols' most consecutive starts with 18.

I Saw Red

■ Tennessee is 22-for-24 scoring in the red zone this season for a 91.7% rate that ranks third in the SEC and tied for 17th in the NCAA. In the conference, only LSU (28-29, 96.6%) and Arkansas (25-26, 96.2%) have scored at a higher rate in the red zone. Tennessee also has 17 touchdowns after entering the red zone (70.8%), also trailing only LSU (23) and Arkansas (19) in the SEC.

▲ 2011 SEC Red Zone Scoring Pct. Leaders

LSU	96.6% (28-29)
Arkansas	96.2% (25-26)
TENNESSEE	91.7% (22-24)

■ In 2010, UT scored on 30-of-40 red zone trips (75%) and scored touchdowns in only 20 of those 40 visits inside the opponent's 20-yard line (50%).

Turnstile Ticker

■ Tennessee ranks sixth in the nation and second in the SEC in both total attendance (379,081) and average attendance (94,770).

■ With the sell-out crowd of 102,455 vs. Georgia, the Vols have had a crowd of more than 100,000 for 16 consecutive years.

No Shutout Streak

■ Tennessee has not been shut out for 215 consecutive games, dating to a 31-0 loss vs. Florida on Sept. 17, 1994. The streak ranks second in the SEC and fifth in the nation.

▲ Current Consecutive Games Streak Without Being Shutout, NCAA FBS

Michigan	342, since Oct. 20, 1984 (26-0, Iowa)
Florida	290, since Oct. 29, 1988 (16-0, Auburn)
TCU	234, since Nov. 16, 1991 (32-0, Texas)
Air Force	227, since Dec. 31, 1992 (13-0, Ole Miss)
TENNESSEE	215, since Sept. 17, 1994 (31-0, Florida)

Vols Versus No. 1

■ The Vols have played a No. 1-ranked team 10 times in their history, going 2-8 in those contests.

▲ Vols Versus No.-1 Ranked Teams

Date	Winner	Loser
Nov. 7, 1959	(13) Tennessee 14	(1) LSU 13
Oct. 20, 1979	(1) Alabama 27	(NR) Tennessee 17
Oct. 18, 1980	(1) Alabama 27	(NR) Tennessee 0
Sept. 28, 1985	(NR) Tennessee 38	(1) Auburn 20
Nov. 10, 1990	(1) Notre Dame 34	(9) Tennessee 29
Sept. 17, 1994	(1) Florida 31	(14) Tennessee 0
Sept. 20, 1997	(1) Florida 33	(4) Tennessee 20
Nov. 9, 2002	(1) Miami (Fla.) 26	(NR) Tennessee 3
Sept. 19, 2009	(1) Florida 23	(NR) Tennessee 13
Oct. 24, 2009	(1) Alabama 12	(NR) Tennessee 10

Notes on the Offense...

Mr. Rogers' Neighborhood

■ With 32 receptions for 513 yards and six TDs in five games, sophomore Da'Rick Rogers has already surpassed his freshman marks of 11 receptions for 167 yards and two TDs. Rogers' 6.4 yards per reception rank second in the SEC, while his 110.5 receiving yards per game are second in the conference and 17th nationally.

■ The sophomore standout's six touchdowns tie him for sixth in the NCAA and are the second-most through the first five games of a season in UT history. Cory Fleming had seven through the first six games in 1993.

■ Rogers hauled in five receptions for 71 yards last week against Georgia. He has had at least five receptions in all five games this season.

■ Rogers caught seven passes for a career-high 180 yards against Buffalo, the most by a UT wideout this season. For the second time this season, Rogers hauled in two touchdown passes (Cincinnati) to bring his season total to six, which is tied for sixth in the NCAA and first in the SEC.

■ Rogers has set a new career high in receiving yards twice this season. He first did so with 100 yards vs. Montana and matched it against Cincinnati. Rogers' 47-yard scoring reception vs. Montana was a career long and UT's first TD of the season, marking UT's longest season-opening TD since Andy Kelly hit Carl Pickens from 75 yards out vs. Louisville for the first TD of the 1991 season. Also, it was the first time since 2007 that the Vols' first TD of the season came through the air (Erik Ainge to Arian Foster, 12 yards).

■ Rogers' career-high 10 receptions against Cincinnati are tied for second in the SEC with teammate Justin Hunter.

▲ Top Active WR in SEC (Yards/Game)

Name	School	Yards	Yards/Game
Jarius Wright	Arkansas	554	110.8
Da'Rick Rogers	Tennessee	513	102.6
Rueben Randle	LSU	446	74.3
Malcolm Mitchell	Georgia	438	73.0
Alshon Jeffery	S. Carolina	427	71.2

▲ Most Receptions/Game in SEC

Name	School	Rec.	Rec./Game
Jarius Wright	Arkansas	33	6.6
Da'Rick Rogers	Tennessee	32	6.4
Justin Hunter	Tennessee	17	5.7
Marquis Maze	Alabama	31	5.2
Joe Adams	Arkansas	27	4.5
Malcolm Mitchell	Georgia	25	4.2
Alshon Jeffery	S. Carolina	25	4.2

Money In the Bank

■ Of Rogers' 32 receptions, 25 have gone for first downs or touchdowns (78 percent), including four of his five catches versus Georgia and all seven of his receptions against Buffalo.

The Century Mark

■ Already recording three 100-yard receiving games this season, Rogers needs another to tie for the sixth-most 100-yard games in a season at UT. Lucas Taylor (2007), Donte Stallworth (2001), Peerless Price (1998), Carl Pickens (1990) and Larry Seivers (1975) all had four 100-yard games in a season. Marcus Nash (1997) and Joey Kent (1996) hold the UT record with seven each.

Every Da(y)'Rick

■ Without a touchdown against Georgia, Rogers' streak of five consecutive games with a touchdown reception was snapped, one short of tying the Tennessee record, held by Joey Kent (1995/8 TDs) and Cory Fleming (Jan. 1-Oct. 2, 1994/9 TDs).

■ Additionally, with two more receiving touchdowns, Rogers will move into the top 10 for most receiving scores in a single season.

Rivera Rockin' It

■ UT junior tight end Mychal Rivera caught five passes for a team-high 85 receiving yards against Georgia, the most by a UT tight end since Jason Witten recorded 125 yards on six receptions in the Citrus Bowl vs. Michigan (1/1/2002).

■ Rivera's performance also marked the first time a UT tight end led the team in receiving yards since Witten did so at South Carolina with 72 yards (11/2/02).

400-100-100-100 >>>

■ For just the third time in the last two seasons, in all of FBS, Tennessee had a game with a 400-yard passer, 100-rusher and two 100-yard receivers, doing so in a 45-23 win over Cincinnati on Sept. 10. It was the first instance in the NCAA this season and happened just twice in 2010:

Baylor 47, Kansas State 42 (10/23/10)

Passing: Robert Griffin III 404 yards

Rushing: Jay Finley 250 yards

Receiving: Josh Gordon 141 yards, Kendall Wright 113 yards

Texas A&M 45, Texas Tech 27 (10/30/10)

Passing: Ryan Tannehill 449 yards

Rushing: Cyrus Gray 102 yards

Receiving: Jeff Fuller 171 yards, Ryan Swope 105 yards

Tennessee 45, Cincinnati 23 (9/10/11)

Passing: Tyler Bray 405 yards

Rushing: Tauren Poole 101 yards

Receiving: Justin Hunter 156 yards, Da'Rick Rogers 100 yards

■ Among tight ends, Rivera ranks tied for third nationally and first in the SEC with 19 receptions. His 248 receiving yards are sixth in the NCAA and second in the SEC.

▲ Top NCAA D-I Tight Ends (By Receptions)

Name	School	Receptions
Tyler Eifert	Notre Dame	24
Crockett Gillmore	Colorado State	21
Mychal Rivera	Tennessee	19
Nick Provo	Syracuse	19
Jack Doyle	Western Kentucky	19

▲ Top NCAA D-I Tight Ends (By Receiving Yards)

Name	School	Receiving Yards
Dwayne Allen	Clemson	291
Tyler Eifert	Notre Dame	282
Evan Rodriguez	Temple	279
Orson Charles	Georgia	266
Ryan Otten	SJSU	264
Mychal Rivera	Tennessee	248

■ Rivera hauled in a career-high six receptions for 54 yards against Cincinnati on Sept. 10, which marked the most catches in a single game by a Volunteer tight end since Chris Brown had seven at Cal on Sept. 1, 2007.

■ Rivera also caught five passes at Florida for 71 yards.

Simms Set to Start

■ Senior quarterback Matt Simms, who started eight games for Tennessee last season, entered the game in the fourth quarter against Georgia for the injured Tyler Bray. On that drive, Simms completed 4-of-5 passes for 39 yards, and rushed for UT's lone touchdown of the game from one yard out. Facing a third-and-27 and then a fourth-and-16, Simms was effective, completing an 11-yard pass to DeAnthony Arnett and a 16-yarder to Mychal Rivera to earn a new set of downs and set up his scoring run.

■ Against LSU last season, Simms completed 12-of-23 passes for 121 yards and a rushing touchdown, while leading the Vols to the brink of victory.

■ Simms' last start came at South Carolina (10/30/10) where he threw for 153 yards on 10-of-13 with a TD.

Life in the Fast Lane

■ Highly-touted freshman tailback Marlin Lane found the end zone four times in his first three career games, twice vs. Montana in his Tennessee debut. His first score came on a 9-yard reception. Lane became the first Vol to score four touchdowns in his first three games since Reggie Cobb found the end zone five times during the first three games of the 1987 season.

■ With a career-high and team-high six receptions against Georgia, Lane became the first tailback to lead the Vols in receptions outright since Arian Foster had nine at Kentucky (for 98 yards and a TD) on Nov. 25, 2007. Lane's six-reception, 84-yard performance also marked the highest marks in each category by a Vol tailback since Foster's outing against the Wildcats.

■ Lane is first among SEC freshmen in touchdowns scored (4) and eighth nationally.

Add Arnett to the Arsenal

■ When Justin Hunter was injured at Florida, freshman wide receiver DeAnthony Arnett stepped up in a big way, posting a break-out game with eight catches for 59 yards. That marked the most receptions by a Ten-

LAST TIME BY AN SEC TEAM

Kentucky 38, Vanderbilt 26 (11/11/06)

Passing: Andre Woodson 450 yards

Rushing: Rafael Little 132 yards

Receiving: Keenan Burton 171 yards
Rafael Little 114 yards

nessee freshman since Kelley Washington had 11 in the 2001 SEC Championship Game against LSU in Atlanta.

■ Arnett added the first two touchdowns of his career against Buffalo a week later, becoming the first freshman WR at UT to score twice in a game since Justin Hunter vs. Ole Miss (11/13/10).

■ Da'Rick Rogers also had two TD receptions against Buffalo to mark the first time UT had two different receivers with two TD catches in the same game since Nov. 20, 1993 at Kentucky (Cory Fleming and Joey Kent).

Tauren's Time

■ Senior TB Tauren Poole carried 17 times to match his season-high with 101 yards vs. Buffalo, his eighth career 100-yard game and second this season. Poole's eight 100-yard games are tied with Gerald Riggs Jr., Travis Stephens, Chuck Webb and Curt Watson for 10th on the career list at UT. He also rushed for 101 yards against Cincinnati.

▲ UT Career 100-Yard Rushing Games

Name	Career 100-yard games	Years
Travis Henry	15	1997-2000
Jay Graham	14	1993-96
Jamal Lewis	13	1997-99
Johnnie Jones	13	1981-84
Multiple	10	
Tauren Poole	8	2007-11

Hunter Tears ACL

■ Sophomore wide receiver Justin Hunter recorded 17 receptions for 314 yards and two touchdowns before suffering a torn anterior cruciate ligament (ACL) in his left knee during the first quarter of Tennessee's game at Florida on Sept. 17. The Virginia Beach, Va., native is expected to miss the remainder of the 2011 season, but should return in time to participate in spring practice.

■ Before going down with injury, Hunter's 302 receiving yards in the first two games were the most all-time by a Tennessee receiver in that span, while his 16 receptions are the second-most. Johnny Mills had 17 receptions after two games in 1966. Robert Meachem had 15 receptions for 297 yards in UT's first two games of 2007.

■ At the time of his injury, Hunter was ranked first in the SEC and among the top 10 in the NCAA in both receiving yards and receptions.

Dynamic Duo

■ In the first two games of the year, Hunter and Rogers partnered up for the 18th and 19th combinations in UT history in which two receivers recorded 100-yard games in the same game. Against Montana, Hunter (146) and Rogers (100) became the first tandem to each register 100-plus yards receiving in the same game since Lucas Taylor (118) and Austin Rogers (112) did so against Southern Miss. on 9/8/2007.

■ The sophomore sensations followed it up against Cincinnati with a repeat performance, with Hunter posting a career-high 156 yards and Rogers notching another 100-yard outing. It marked the second time in Tennessee history in which the Vols have had multiple 100-yard receivers in consecutive games. Marcus Nash and Joey Kent each hit the century mark in back-to-back contests in 1996 (UNLV and UCLA). Those also happened to be the first two games of the season.

Notes on the Defense and Special Teams...

Young Pups

■ The Vols have started at least one true freshmen on defense in each of the first four games this season.

▲ Tennessee Freshmen Starters in 2011

Game	Freshmen Starters
Montana	A.J. Johnson (WLB), Curt Maggitt (SLB), Justin Coleman (CB)
Cincinnati	Curt Maggitt (SLB), Justin Coleman (CB), Brian Randolph (DB)
Florida	A.J. Johnson (WLB), Curt Maggitt (SLB)
Buffalo	Brian Randolph (DB)
Georgia	A.J. Johnson (WLB), Curt Maggitt (SLB)

■ The true freshman LBs, Curt Maggitt and A.J. Johnson are the first-ever to start for Tennessee since 1972, in a season-opener. Coleman was the first true frosh DB to start since Eric Berry in 2007.

Leading the D

■ Each totaling career highs in tackles, Austin Johnson and Prentiss Waggner led the Vols with 11 tackles each against Georgia, tied for the most by a Tennessee defender this season. Johnson (34 tackles) and Waggner (26) are first and second, respectively on the team in stops.

Break it Up

■ With a team-high five pass breakups, including a pair against Georgia, Prentiss Waggner has already surpassed his 2010 total of four. Four other Vols (Malik Jackson, Brian Randolph, Marsalis Teague and Daryl Vereen) have a pair each.

Jacques Jumbling Offenses

■ With another tackle for loss against Georgia, sophomore defensive end Jacques Smith leads the team with 5.5 in 2011, already a career best after recording five last season. He also leads the Vols with four quarterback hurries.

Vols Getting in the Backfield

■ The Vols posted a season-high four sacks against Buffalo, three of which were career firsts from Prentiss Waggner, Marlon Walls and Jordan Williams. Daryl Vereen also recorded the second of his career. The four disruptions led to a loss of 24 yards.

■ Tennessee posted a pair of sacks, its first two of the season against Cincinnati's mobile QB Zach Collaros. Dontavis Sapp had his first-career sack, a for a 6-yard loss while Smith and freshman Curt Maggitt shared a sack vs. Cincinnati (9/10). At Florida a week later, junior DE Willie Bohannon picked up his second career sack, dropping John Brantley for a 10-yard loss.

■ Sophomore defensive back Eric Gordon posted a career-high two tackles for loss against Georgia as the Vols collected five total.

■ The Vols have pressured the quarterback early on with 12 quarterback hurries as compared to nine against the Vols' Tyler Bray. Smith leads the way for the Big Orange with a trio of hurries.

■ Against Montana, the Vols tallied seven quarterback hurries against the Griz. That equaled UT's highest single-game total from the 2010 campaign vs. UAB (9/25/10).

Three-And-Out

■ Much of Tennessee's success defensively this season has stemmed from its ability to keep its opponents from sustaining drives. In their first three games, the Vols have forced three-and-outs (or held the opponent without a first down) on 23-of-57 total drives (40.4 percent).

■ Tennessee opened the year by forcing six three-and-outs in 14 drives against Montana. After Cincinnati had just two a week later, the Vols held Florida without a first down on seven of its 13 drives in Gainesville before forcing Buffalo into six on Oct. 1.

Devrin Dashes

■ In his Tennessee debut, freshman Devrin Young returned his first career punt for

Vol for Life

"Vol for Life transforms our young men into men of character, teaching values, human decency and life skills that will create lasting opportunity and happiness."

-Head Coach Derek Dooley



▲ Since coming to Knoxville, Vols head coach **Derek Dooley** created the Vol For Life program, a comprehensive player enhancement program to develop to person outside of football.

▲ Former Vols defensive back **Andre Lott** is the Vol for Life Coordinator and works with UT's football student-athletes to further their personal growth through the newly created program that centers on four areas: character education, life skills, character development and spiritual growth.

43 yards against Buffalo, the longest by a Vol since Dennis Rogan returned a punt for 45 yards against Vanderbilt on Nov. 17, 2007.

■ Young has three punt returns for 62 yards and six kick returns for 159 yards. His 62 punt return yards are already the most by a Vol in a single season since Gerald Jones recorded 150 yards in 2008 on 15 returns.

Touchback Tennessee

■ After posting just one touchback – as a team – all of last season, sophomore kicker Michael Palardy has booted four balls to the end zone in the first five games. Palardy has boomed his 29 kickoffs for a 64.0 average. He had a season-high two touchbacks against Cincinnati.

Extra-Point Palardy

■ Palardy's six PATs in each of the first two games this season marked a career-high, besting his previous high of five, at Memphis (11/7/10). Palardy is 19-of-20 on extra points this season.

■ With a career-long, 43-yard field goal against Georgia as the first half clock expired, the Vols went into the locker room tied 6-6. Palardy was 2-for-3 on the day and is 6-for-9 this season. He has converted three field goals from 28 yards out, two against Buffalo and one against Georgia.

Onside Recovery

■ Palardy wasn't just busy as a kicker against Cincinnati. He successfully attempted and recovered – himself – an onside kick early in the first quarter against the Bearcats. It was UT's first successful recovery of an onside kick since Denarius Moore – now of the Oakland Raiders – recovered one vs. Alabama (10/24/09). His onside attempt against Georgia failed.

■ Tennessee did not attempt an onside kick in 2010.

Wilks Special on Special Teams

■ Junior Rod Wilks more than doubled his career-tackle total with three against Montana after recording two in four games last season and spending the 2009 campaign as a wide receiver. Even more impressive was the fact that all three of his tackles came on kickoff returns, accounting for nearly half of the team's eight tackles in that phase of the game. Wilks currently leads Tennessee with six special teams tackles in five games this season.

The Florida Marlin

■ In his UT debut vs. Montana, Marlin Lane also returned four punts for 23 yards, matching UT's best individual effort from 2010 (Janzen Jackson at Memphis). Lane's four punt returns were the most by a Vol since Dennis Rogan returned seven for 31 yards vs. South Carolina (11/1/08). For the year, he has five returns for 23 yards.

WATCH OUT! VOLS ON AWARD WATCH LISTS

▲ Six Vols have been honored 15 times on prestigious award watch lists. Junior defensive back Prentiss Waggner has been recognized a team-high four times and the entire list is broken down below.

Name, Position	Award	Description	No. of candidates	Semifinalist Cut	Finalist Cut	Winner
Prentiss Waggner, DB	Lott IMPACT Trophy	Top defensive player	42	--	--	Dec. 11
	Chuck Bednarik	Top defensive player	65	Oct. 31	Nov. 21	Dec. 8
	Bronko Nagurski	Top defensive player	87	--	Nov. 17	Dec. 12
	Jim Thorpe	Best defensive back	37	--	--	Dec. 8
Malik Jackson, DL	Bronko Nagurski	Top defensive player	87	--	Nov. 17	Dec. 12
	Outland Trophy	Best interior lineman	65	--	Nov. 21	Dec. 8
	Rotary Lombardi	Best lineman	125	--	--	Dec. 7
Tauren Poole, TB	Maxwell Award	Most outstanding player	66	Oct. 31	Nov. 21	Dec. 8
	Doak Walker	Top college running back	51	Nov. 11	Nov. 21	Dec. 8
	Lowe's Senior CLASS	Top student-athlete	30	--	TBA	TBA
Tyler Bray, QB	Maxwell Award	Most outstanding player	66	Oct. 31	Nov. 21	Dec. 8
	Davey O'Brien	Best quarterback	38	Oct. 24	Nov. 21	Dec. 8
	Manning Award	Top quarterback	31	--	Nov. 18	Jan. 18
Justin Hunter, WR	Biletnikoff Award	Top receiver	94	Nov. 9	Nov. 16	Dec. 8
Da'Rick Rogers, WR	Biletnikoff Award	Top receiver	94	Nov. 9	Nov. 16	Dec. 8

QB TYLER BRAY /// 6-6 • 210 • Soph. • Kingsburg, Calif.

Record as a Starter: 7-3 | SEC: 3-2 | Home: 5-1 | Away: 2-1 | Regular Season: 7-2

TYLER BRAY CAREER STATS >>>

PASSING	G	Cmp	Att	Int	Yds	TD	Lg	Pct	Avg/P	Avg/G	Effic
2010	9	125	224	10	1849	18	80	55.8	8.3	205.4	142.7
2011	5	116	176	2	1579	14	81	65.9	9.0	315.8	165.3
TOTAL	14	241	400	12	3428	32	81	60.3	8.6	244.9	152.6
As Starter	10	216	353	9	3125	30	81	61.2	8.9	312.5	158.5

■ Maxwell Award Watch List

■ Davey O'Brien Award Watch List

■ Manning Award Watch List

Tyler's Tidbits

■ Sophomore quarterback Tyler Bray suffered a fractured right thumb in the fourth quarter of the team's game against Georgia on Oct. 8. The estimated recovery time for Bray is six weeks.

■ Bray's 14 TDs and 1,579 yards through the first four games are the second-most by a Tennessee QB. In 1997, Peyton Manning (1997) compiled 1,669 yards and 16 TDs en route to single-season school records of 37 TDs and 3,819 yards.

■ Bray is averaging 312.5 yards passing per game in his 10 career starts, and Tennessee is 7-3 in those games. His 315.8 passing yards per game this season rank ninth nationally and first in the SEC. Bray's winning percentage of .700 is the best of any active quarterback in the SEC. He is 7-2 in regular-season starts and 5-1 at Neyland Stadium.

■ Bray also ranks 11th in the FBS in passing efficiency (165.25) and 17th in total offense (303.8), both of which are first in the conference.

■ Since becoming UT's primary QB at halftime of the South Carolina game on 10/30/10, Bray is 225-of-368 (61.1%) for 3,284 yards, 32 TDs and just 10 INTs.

■ Bray set a UT record, throwing for at least two touchdowns in 10 consecutive games (10/30/10 at South Carolina-10/1/11 vs. Buffalo). His 14 passing touchdowns are tied for 17th in the country and first in the SEC.

■ The sophomore quarterback's 10-game TD passing streak, which was snapped against Georgia, is tied for the sixth-longest in UT history with Andy Kelly (11/10/90-10/12/91).

Consecutive Games with TD Pass by UT QB

Name	Games	Dates
1. Heath Shuler	18	10/17/92-1/1/94
4. Erik Ainge	11	9/5/04-9/15/05
Peyton Manning	11	1/1/96-11/23/96
6. Tyler Bray	10	10/30/10-10/1/11
Andy Kelly	10	11/10/90-10/12/91

■ With four TDs vs. Cincinnati, Bray set the UT record with eight consecutive games with multiple touchdown throws, breaking Peyton Manning's previous mark of seven, as Manning accomplished the feat from the 1997 Florida Citrus Bowl vs. Northwestern through the Alabama game in 1997.

■ Bray's completion percentage of 82.9 (34-of-41) vs. Cincinnati is the highest in UT history with 30 or more completions, also breaking Manning's mark of 77.5 (31-of-40) set against Georgia in 1997. His 34 completions were a career best and included eight consecutive completions in the first quarter that tied a single-game personal high.

■ Adding a rushing TD against the Bearcats, his five-touchdown game ranks first in the SEC.

■ Against Montana on Sept. 3, Bray became the first sophomore to start the season opener at quarterback for Tennessee since Erik Ainge in 2005. His first two attempts of the season were TD throws.

■ Bray's career-high 405 passing yards vs. Cincinnati are the second-most in a game by an SEC quarterback this season and were the fourth-most in UT history.

Tennessee Career Passing Touchdowns

Name	TD	Years	Career GP	TD/Game
1. Peyton Manning	89	1994-97	44	2.02
2. Casey Clausen	75	2000-03	45	1.67
3. Erik Ainge	72	2004-07	43	1.67
4. Jonathan Crompton	36	2006-09	35	1.03
Heath Shuler	36	1991-93	27	1.33
Andy Kelly	36	1988-91	41	0.88
7. Tee Martin	32	1996-99	31	1.03
Bobby Scott	32	1968-70	27	1.19
Tyler Bray	32	2010-Pres.	13	2.29

Bullying the Bulls

■ For the third time in four games, Bray completed at least 70 percent of his passes, converting on 21-of-30 (70.0%) attempts against Buffalo. His 342 yards were his third-most in a game, while he completed four TDs for the fourth time in his career, including a five-touchdown game at Memphis (11/6/10).

Spreading the Love

■ For the second consecutive game, Bray hit eight receivers against Buffalo. At Florida, he matched his career high by connecting with nine different wideouts, which he also did in the Music City Bowl vs. North Carolina (12/30/10). He has completed passes to eight different receivers in four of 10 starts.

300 Club

■ The sophomore slinger is tied for the SEC lead with six career 300-yard passing games. He is tied with South Carolina's Stephen Garcia. Bray has eclipsed 300 yards passing in six of his 10 career starts.

Third-Down Tyler

■ Bray is 31-of-45 (.689) on third-down passing attempts for 23 first downs and five touchdowns so far this season, also including a 7-of-9 mark vs. Montana, a 7-of-8 slate against Cincinnati, 5-of-8 mark at Florida, 8-of-11 vs. Buffalo and a 3-of-8 showing against Georgia. The Vols have converted 56.3 percent of their third-down opportunities (40-of-71), which ranks fourth in the FBS.

Climbing The Charts

■ Bray's remarkable start to his career has him within striking distance of several top 10 lists in the Tennessee annals. Here is what he needs:

- 17 completions
- 98 passing attempts
- 5 passing yards

Where Bray Stacks Up

Overall

Stat	Total	Rank
Touchdown Passes	14	T-17th in NCAA/1st in SEC
Total Passing Yards	1579	13th in NCAA/2nd in SEC
Passing Efficiency	165.25	11th in NCAA/1st in SEC
Passing Yards Per Game	315.80	9th in NCAA/1st in SEC
Total Offense Per Game	303.80	17th in NCAA/1st in SEC

Single Game

Stat	Total	Opponent	Rank
Passing Yards	405	vs. Cincinnati	21st in NCAA/2nd in SEC
	342	vs. Buffalo	T-73rd in NCAA/3rd in SEC
Total Offense Yards	408	vs. Cincinnati	25th in NCAA/2nd in SEC
Pass Efficiency	214.63	vs. Montana	36th in NCAA/2nd in SEC
	209.76	vs. Buffalo	45th in NCAA/3rd in SEC
	198.1	vs. Cincinnati	63rd in NCAA/4th in SEC
Completions	34	vs. Cincinnati	T-20th in NCAA/1st in SEC
	26	at Florida	T-84th in NCAA/4th in SEC
TD Responsibility	5 (1r,4p)	vs. Cincinnati	1st in SEC

TYLER BRAY CAREER GAME-BY-GAME

Date	Opponent	C-A-I	Yds	TD	Lg
Sept 4, 2010	UT MARTIN	3-6-1	24	0	9
Oct 09, 2010	at Georgia	8-12-0	81	0	22
Oct 23, 2010	ALABAMA	5-14-1	39	0	16
Oct 30, 2010	at South Carolina	9-15-1	159	2	62
Nov 06, 2010	at Memphis *	19-33-0	325	5	42
Nov 13, 2010	OLE MISS *	18-34-0	323	3	80
Nov 20, 2010	at Vanderbilt *	16-27-2	232	2	34
Nov 27, 2010	KENTUCKY *	20-38-2	354	2	49
Dec 30, 2010	vs North Carolina *	27-45-3	312	4	45
Totals		125-224-10	1849	18	80

Date	Opponent	C-A-I	Yds	TD	Lg
Sept 3, 2011	MONTANA *	17-24-0	293	3	81
Sep 10, 2011	CINCINNATI *	34-41-0	405	4	33
Sept 17, 2011	at Florida *	26-48-2	288	3	22
Oct 1, 2011	BUFFALO *	21-30-0	342	4	58
Oct 8, 2011	GEORGIA *	18-33-0	251	0	27
Totals		116-176-2	1579	14	81

As Starter	216-353-9	3125	30	81
Career Totals	241-400-12	3428	32	81

* - Game started by Bray

Tennessee In The SEC

>> EASTERN DIVISION

	SEC	Pct.	PF	PA	Overall	Pct.	PF	PA	2010	Home	Away	Neutral	vs. Div.	Top 25	Streak
South Carolina	3-1	.750	133	64	5-1	.833	213	122	4-2	3-1	1-0	1-0	3-0	0-0	W1
Georgia	3-1	.750	113	80	4-2	.667	193	115	2-4	2-1	2-0	0-1	1-1	0-2	W4
Florida	2-2	.500	102	112	4-2	.667	182	115	4-2	3-1	1-1	0-0	2-0	0-2	L2
Vanderbilt	1-2	.333	33	62	3-2	.600	102	97	2-3	3-0	0-2	0-0	0-1	0-2	L2
TENNESSEE	0-2	.000	35	53	3-2	.800	163	102	2-3	3-1	0-1	0-0	0-2	0-1	L1
Kentucky	0-3	.000	20	137	2-4	.333	78	177	3-3	1-2	0-2	1-0	0-2	0-3	L4

>> WESTERN DIVISION

	SEC	Pct.	PF	PA	Overall	Pct.	PF	PA	2010	Home	Away	Neutral	vs. Div.	Top 25	Streak
Alabama	3-0	1.000	110	24	6-0	1.000	226	42	5-1	4-0	2-0	0-0	1-0	3-0	W6
LSU	3-0	1.000	95	24	6-0	1.000	231	75	6-0	3-0	2-0	1-0	1-0	4-0	W6
Auburn	2-1	.667	71	85	4-2	.667	167	175	6-0	3-0	1-2	0-0	1-1	2-1	L1
Arkansas	1-1	.500	52	52	5-1	.833	235	128	4-2	4-0	0-1	1-0	1-1	2-1	W2
Ole Miss	0-2	.000	20	57	2-3	.400	111	123	3-2	1-2	1-1	0-0	0-0	0-0	W1
Mississippi State	0-3	.000	50	84	3-3	.500	156	121	4-2	1-1	2-2	0-0	0-2	0-2	W1

SOUTHEASTERN CONFERENCE SCHEDULE

LAST WEEK

All Times Eastern

Arkansas 38, Auburn 14
Mississippi State 21, UAB 3
South Carolina 54, Kentucky 3
LSU 41, Florida 11

Georgia 20, TENNESSEE 12

Alabama 34, Vanderbilt 0

THIS WEEK

All Times Eastern

S. Carolina at Mississippi St., SEC Network, 12:21 p.m.

LSU at TENNESSEE, CBS, 3:30 p.m.

Alabama at Ole Miss, ESPN2, 6 p.m.

Florida at Auburn, ESPN, 7 p.m.

Georgia at Vanderbilt, FOX Sports Net, 7 p.m.

NEXT WEEK

All Times Eastern

TENNESSEE at Alabama, TBA

Arkansas at Ole Miss, TBA

Auburn at LSU, TBA

Jacksonville State at Kentucky, TBA

Army at Vanderbilt, TBA

Where The Vols Rank...

Passing Yards/Game

Player	Team	Yards/Gm.
Tyler Bray (7)	Tennessee	315.8
Tyler Wilson	Arkansas	296.5
Aaron Murray	Georgia	221.2
A.J. McCarron	Alabama	192.7
John Brantley	Florida	188.4

Passing Touchdowns

Player	Team	TD
Tyler Bray (5)	Tennessee	14
Aaron Murray	Georgia	13
Tyler Wilson	Arkansas	12
Barrett Trotter	Auburn	9
Lee/McCarron	LSU/Alabama	8

Pass Efficiency (Min. 30 attempts)

Player	Team	Effic.
Tyler Bray (15)	Tennessee	165.2
Tyler Wilson	Arkansas	152.9
John Brantley	Florida	152.6
Aaron Murray	Georgia	150.2
Jarrett Lee	LSU	148.3

Total Offense

Player	Team	Yards/Gm.
Tyler Bray (12)	Tennessee	303.8
Tyler Wilson	Arkansas	297.5
Aaron Murray	Georgia	220.2
Stephen Garcia	S. Carolina	203.0
A.J. McCarron	Alabama	189.8

() - NCAA ranking

Receptions/Game

Player	Team	Rec./Gm.
Jarius Wright	Arkansas	6.6 (33)
D. Rogers (23)	Tennessee	6.4 (32)
Marquis Maze	Alabama	5.2 (31)
Joe Adams	Arkansas	4.5 (27)
Mitchell/Jeffery	Ga./So. Car.	4.2 (25)

Receiving Yards/Game

Player	Team	Yards/Gm.
Jarius Wright	Arkansas	110.8 (554)
D. Rogers (17)	Tennessee	102.6 (513)
Rueben Randle	LSU	74.3 (446)
Malcolm Mitchell	Georgia	73.0 (438)
Alshon Jeffery	S. Carolina	71.2 (427)

Scoring (Points/Game, Touchdowns)

Player	Team	Pts
Trent Richardson	Alabama	12.0
Marcus Lattimore	South Carolina	10.0
Michael Dyer	Auburn	8.0
Da'Rick Rogers	Tennessee	7.2
Scott/Wright	UM/Ark.	7.2

Field Goal Pct.

Player	Team	FG Pct.
Caleb Sturgis	Florida	92.9
Drew Alleman	LSU	82.0
Jeremy Shelley	Alabama	82.0
D. DePasquale	Ole Miss	82.0
Michael Palardy	Tennessee	66.7

Top 25 Polls (as of Oct. 9)

Associated Press

1. LSU (40)	6-0
2. Alabama (10)	6-0
3. Oklahoma (8)	5-0
4. Wisconsin	5-0
5. Boise State (1)	5-0
6. Oklahoma State	5-0
7. Stanford	5-0
8. Clemson	6-0
9. Oregon	4-1
10. Arkansas	5-1
11. Michigan	6-0
12. Georgia Tech	6-0
13. West Virginia	5-1
14. Nebraska	5-1
15. South Carolina	5-1
16. Illinois	6-0
17. Kansas State	5-0
18. Arizona State	5-1
19. Virginia Tech	5-1
20. Baylor	4-1
21. Texas A&M	3-2
22. Texas	4-1
23. Michigan State	4-1
24. Auburn	4-2
25. Houston	6-0

Others receiving votes: Florida 86, Washington 71, Notre Dame 64, **Georgia 61,** Penn State 22, USC 17, North Carolina 13, South Florida 11, Wake Forest 7, Southern Miss 4, SMU 3, Texas Tech 2, **Cincinnati 1.**

Note: Teams in bold on Tennessee's 2011 schedule.

USA Today Coaches

1. Oklahoma (32)	5-0
2. LSU (15)	6-0
3. Alabama (11)	6-0
4. Wisconsin (1)	5-0
5. Stanford	5-0
6. Boise State	5-0
7. Oklahoma State	5-0
8. Clemson	6-0
9. Oregon	4-1
10. Michigan	6-0
11. Arkansas	5-1
12. Georgia Tech	6-0
13. South Carolina	5-1
14. Nebraska	5-1
15. Illinois	6-0
16. West Virginia	5-1
17. Virginia Tech	5-1
18. Kansas State	5-0
19. Michigan State	4-1
20. Arizona State	5-1
21. Texas	4-1
22. Houston	6-0
23. Texas A&M	3-2
24. Baylor	4-1
25. Penn State	5-1

Others receiving votes: Florida 72, Washington 52, North Carolina 43, Auburn 33, Notre Dame 31, South Florida 30, Wake Forest 22, **Georgia 15,** SMU 11, Texas Tech 9, Rutgers 8, Southern Miss 7, TCU 4, Hawaii 1.

Noting the Tigers



LSU Statistics Leaders

RUSHING	G	Att.	Yds.	Avg.	TD	Yds/G
Spencer Ware	6	105	432	4.1	5	72.0

PASSING	G	Cmp-Att.	Pct.	Yds.	TD/Int.
Jarrett Lee	6	71-118	60.2	947	8/1

RECEIVING	G	No.	Yds.	Avg.	TD	Yds./G
Rueben Randle	6	23	446	19.4	4	74.3
Odell Beckham	6	20	268	13.4	2	44.7

TACKLES	G	Solo	Ast.	Total	TFL	PD
Tyrann Mathieu	6	29	12	41	5.0	6
Brandon Taylor	6	17	17	34	1.5	6
Eric Reid	6	21	11	32	1.0	2

2011 Schedule

Date	Opponent	Time/Result
Sept. 3	Oregon	W, 40-27
Sept. 10	Northwestern St.	W, 49-3
Sept. 15	at Mississippi St.*	W, 19-6
Sept. 24	at West Virginia	W, 47-21
Oct. 1	Kentucky*	W, 35-7
Oct. 8	Florida*	W, 41-11
Oct. 15	at TENNESSEE*	3:30 p.m. ET
Oct. 22	Auburn*	TBD
Nov. 5	at Alabama*	TBD
Nov. 12	Western Kentucky	TBD
Nov. 19	at Ole Miss*	TBD
Nov. 25	Arkansas*	2:30 p.m. ET

* Southeastern Conference game

Tennessee vs. LSU: Last 5 Meetings

Oct. 2, 2010 - LSU 16, Tennessee 14

■ After an apparent win, a Tennessee penalty on the final play of the game gave LSU a final play with no time remaining on the clock...Stevan Ridley took the final handoff from the 1-yard line for the winning score...Jordan Jefferson scored an 83-yard TD run on the game's first play to put LSU ahead...Tareen Poole's 1-yard run helped the Vols take a 7-7 lead into halftime...Matt Simms rushed for a 3-yard score in the fourth quarter to put UT ahead 14-10...LSU threw three INTs as the Vols forced four total turnovers...Poole rushed for 109 yards... UT gave up a pair of 100-yard rushers.

Dec. 1, 2007 - LSU 21, Tennessee 14 (SEC Championship)

■ LSU defeated Tennessee for the SEC Championship in Atlanta 21-14...the Tigers turned a pair of fourth-quarter interceptions into the go-ahead touchdown and a clinching defensive stop...early in the 4th quarter, Jonathan Zenon intercepted Vols QB Erik Ainge and returned it 18 yards for a score...Tennessee drove into the LSU red zone late in the game, but Darry Beckwith intercepted Ainge to end the lastchance drive...eight of the 12 UT drives lasted six plays or fewer, and while the Vols defense allowed 464 yards, only 13 points were scored by the Tigers offense...Ainge finished 20-of-40 for 249 yards, two TD's and two INT's, while the Vols managed only 99 yards on the ground.

Nov. 4, 2006 - LSU 28, Tennessee 24

■ After Tennessee took a three-point lead midway through the 4th quarter, LSU and QB JaMarcus Russell answered, as the Tigers' QB connected with WR Early Doucet on a 4-yard TD pass with nine seconds left at Neyland Stadium... the Tennessee loss clinched the SEC East for Florida, and Jonathan Crompton relieved Erik Ainge (ankle) midway through the second quarter and finished 11-for-24 for 183 yards, including two TDs and one INT.

Sept. 26, 2005 - Tennessee 30, LSU 27 (OT) (Baton Rouge)

■ Feeding off of an emotional month in which hurricanes Katrina and Rita ravaged the Bayou and forced this game to be played on a Monday, LSU exploded to a 21-0 halftime lead thanks to three Vols turnovers...Tennessee's resilience was lead by former LSU QB Rick Clausen, who captained the second-half comeback by rallying the Vols to a 24-24 tie in regulation, including a 17-point fourth quarter...in overtime, LSU's Colt David kicked a 31-year field goal before Gerald Riggs Jr. took over...Riggs caught a 10-yard pass, rushed for 14 yards, and gave Tennessee the win with a 1-yard touchdown plunge.

Dec. 8, 2001 - LSU 31, Tennessee 20 (SEC Championship)

■ One week after the Vols defeated Florida 34-32 in Gainesville to enter the national title picture (a game rescheduled because of the events of Sept. 11), the Vols allowed 21 fourth-quarter points and LSU claimed the SEC title 31-20... QB Matt Mauck came off the bench for an injured Rohan Davey and scored on touchdown runs of 4 and 13 yards -- the first two rushing TD's of his career...the win gave the Tigers their first SEC title game win (in their first appearance) and dropped the Vols to 2-1 in the league title games...Tennessee was held to 52 yards rushing in the loss.

The 31 Meetings

Year	Location	W/L	Score
1925	Knoxville	T	0-0
1926	Baton Rouge	W	14-7
1933	Baton Rouge	L	0-7
1934	Knoxville	W	19-13
1938	Knoxville	W	14-6
1939	Baton Rouge	W	20-0
1940	Knoxville	W	28-0
1941	Baton Rouge	W	13-6
1942	Knoxville	W	26-0
1944	Baton Rouge	W	13-0
1952	Baton Rouge	W	22-3
1953	Knoxville	W	32-14
1959	Knoxville	W	14-13
1964	Baton Rouge	T	3-3
1967	Knoxville	W	17-14
1972	Houston^	W	24-17
1974	Baton Rouge	L	10-20
1975	Knoxville	W	24-10
1982	Baton Rouge	T	24-24
1983	Knoxville	W	20-6
1988	Knoxville	L	9-34
1989	Baton Rouge	W	45-39
1992	Baton Rouge	W	20-0
1993	Knoxville	W	42-20
2000	Baton Rouge (OT)	L	31-38
2001	Knoxville	W	26-18
2001	Atlanta*	L	20-31
2005	Baton Rouge (OT)	W	30-27
2006	Knoxville	L	24-28
2007	Atlanta*	L	21-14
2010	Baton Rouge	L	14-6

^Bluebonnet Bowl

*SEC Championship Game

Series Breakdown

- All-Time: UT leads 20-8-3
- at Knoxville: UT leads 11-2-1
- at Baton Rouge: UT leads 8-4-2
- Biggest Win: 28 (28-0, 1940 in Knoxville)
- Biggest Loss: 25 (34-9, 1988 in Knoxville)
- Longest Winning Streak: 10 games (1934-59)
- Longest Losing Streak: 3 games (2006-Pres.)
- Current Streak: LSU 3 games

Statistics Comparison

Category	Tennessee	LSU
Record	3-2	6-0
Conference	0-2	3-0
Scoring Offense	32.6	38.5
Total Offense	412.0	366.8
Rushing Offense	84.8	183.5
Passing Offense	327.2	183.3
Scoring Defense	20.4	12.5
Total Defense	343.8	254.0
Rushing Defense	139.6	69.2
Passing Defense	204.2	184.8
KO Ret. Avg.	22.8	22.6
Punt Ret. Avg.	8.9	7.2
Net Punting	34.1	40.6
Time of Possession	33:17	33:40
3rd Down Conversions	40/71	39/84
Opp. 3rd Down Conv.	22/66	29/92
Turnover Margin	-1	+11
Fumbles Recovered	4	6
Passes Intercepted	1	8
Fumbles Lost	4	2
Turnovers Gained	5	14
Turnovers Lost	6	3
Passing Efficiency	162.50	154.44
Pass Efficiency Defense	124.32	98.44
Penalties	6.6	6.5
Yards Penalized	50.4	51.2
Opp. Penalties	7.0	8.5
Opp. Yards Penalized	64.8	61.2
Sacks	1.4	2.2
Tackles For Loss	5.8	8.0
First Downs	24.0	19.8
First Downs Rushing	7.2	9.8
First Downs Passing	14.4	8.2
Red Zone Offense	22-24	28-29
Red Zone Defense	13-15	12-13

CONNECTIONS

■ UT head coach **Derek Dooley** served in several different capacities at LSU from 2000-04 in a five-year stint that included a national championship in 2003. From 2000-02, Dooley served as LSU's recruiting coordinator and tight ends coach before mentoring the running backs and special teams units in 2003. In 2004, he was named assistant head coach.

■ Defensive backs coach and recruiting coordinator **Terry Joseph** and defensive line coach **Lance Thompson** also coached at LSU. Joseph spent the 2006 season as a graduate assistant under defensive coordinator and current Nebraska head coach Bo Pelini. Thompson spent the 2002-03 seasons at LSU serving as the assistant head coach in charge of recruiting and tight ends.

■ LSU defensive coordinator **John Chavis** spent 14 seasons as the defensive coordinator at Tennessee, including the Vols' national championship run in 1998. The Vols won two SEC Championships during Chavis' tenure and ranked as one of the SEC's top defenses nearly every year.

■ Three Vols call the state of Louisiana home, including two starters. **Dallas Thomas**, **Prentiss Waggner** and **Herman Lathers** all hail from Louisiana.

■ The LSU roster features two Tennesseans -- sophomore defensive end **Justin Maclin** and junior offensive tackle **Alex Hurst**.

Recent Notes in The Series

■ LSU has scored first in five of the last six meetings.

■ Tennessee rushed for more than 100 yards last season for the first time since the 2005 meeting. The Vols had been held under the century mark in the previous three contests against LSU.

■ The two teams have combined for 105 points in the first half of the last six meetings...That number increases to 158 combined points after the half.

■ The Vols did not commit a penalty in the 2007 SEC Championship Game vs. LSU, the last time UT went penalty-free in a game.

■ In seven meetings since 2000, the average margin of victory has been just six points per game.

■ There has been an interception returned for a touchdown in three of the last four meetings (UT: Morley in 2005, LSU: Hollis in 2007 [1st meeting] and Zenon in 2007 [2nd meeting, SEC Championship]).

■ Tennessee has won two of the last three meetings in Knoxville.

■ The Vols have intercepted multiple passes in three of the last four games against LSU.

DEREK DOOLEY /// HEAD COACH

It's all in the details for Tennessee head coach Derek Dooley, who spent his first season at Rocky Top laying the foundation on which to support his long-term vision of success for Tennessee football.

With his energetic personality, meticulous approach and belief in the dedication to both the character and on-field development of the student-athlete, Dooley, 43, was able to refocus, reshape and rebrand the Volunteer program in one short year.

After being hired as Tennessee's 22nd head football coach on January 15, 2010, Dooley had less than three weeks to assemble his staff and put the finishing touches on his first of two consecutive recruiting classes ranked in the top 12 nationally. The momentum generated during those early weeks continued to build throughout the 2010 season, as Dooley piloted the Vols to a bowl game, redesigned the now under construction \$40-million, state-of-the-art football training facility, established a new academic accountability system and developed the Vol For Life (VFL) comprehensive player support and character education program, a four-year curriculum that focuses on the often-overlooked personal growth of the student-athlete.

This increased commitment to excellence in all facets of the program provided the framework that helped the Vols exceed expectations on the field in Dooley's first season at the helm. Despite serving as the third head coach of the Tennessee football team in a 15-month period and competing roughly 15-20 scholarship players below the established scholarship limit of 85, Dooley led his first Vols squad to four consecutive November wins, an appearance in the Franklin American Mortgage Music City Bowl against North Carolina, and a 6-7 finish.

Dooley was the head coach at Louisiana Tech during the 2007-09 seasons and also doubled as the school's athletic director from 2008-09. As the head coach of the football team, Dooley's tenure was highlighted by an 8-5 mark in 2008, including the school's first postseason victory in 30 years at the Independence Bowl and only the third bowl game since 1989.

Dooley played college football at Virginia, catching 41 passes for 604 yards and three touchdowns, helping the Cavaliers to three bowl appearances and the 1989 Atlantic Coast Conference championship and graduating in 1990. He then earned his law degree from the University of Georgia in 1994 and subsequently practiced law at a private firm in Atlanta for two years. He then switched gears and returned to his love of football, beginning his coaching career in 1996 as a graduate assistant at Georgia and then spending three years at SMU from 1997-99 as wide receivers coach and recruiting coordinator.

Dooley then coached at LSU under Nick Saban from 2000-04, with the Tigers winning SEC championships in 2003-04 and the BCS national championship in 2003. Dooley then served as the tight ends coach for Miami Dolphins from 2005-06.

Dooley is married to Dr. Allison Jeffers Dooley, an OB/GYN and Fort Worth, Texas, native. They have two sons, John Taylor (12) and Peyton (9) and a daughter, Julianna (7).

Coaching Career

Year	School	Position
1996	Georgia	Graduate Asst., Defensive Backs
1997	SMU	Wide Receivers Coach
1998-99	SMU	Wide Receivers/Co-Recruiting Coordinator
2000-02	LSU	Recruiting Coord./Tight Ends
2003	LSU	Running Backs/Special Teams
2004	LSU	Asst. Head Coach/Running Backs/Special Teams
2005-06	Miami Dolphins	Tight Ends Coach
2007	Louisiana Tech	Head Coach
2008-09	Louisiana Tech	Head Coach/Athletic Director
2010-	Tennessee	Head Coach

DOOLEY YEAR TWO

▲ Derek Dooley is in his second season as UT's head coach and has a 9-9 record with the Vols. Fifteen coaches have seen a second season on Rocky Top and eight of those have seen an improvement in their second-year records compared to their first.

▲ Dooley became the eighth coach in Tennessee history to start 2-0 in his second year with the Vols and first since Bowden Wyatt in 1956. General Robert Neyland (1927), M.B. Banks (1922), John Bender (1919), Z.G. Clevenger (1912), George Levene (1908) and H.F. Fisher (1903) are the others.

TENNESSEE COACHES IN THEIR SECOND SEASONS:

Name	Years	1st Yr.	2nd Yr.
Derek Dooley	2010-	6-7	3-2
Phillip Fulmer	1993-94	10-2	8-4
Johnny Majors	1977-78	4-7	5-5-1
Bill Battle	1970-71	11-1	10-2
Doug Dickey	1964-65	4-5-1	8-1-2
Bowden Wyatt	1955-56	6-3-1	10-1
Harvey Robinson	1953-54	6-4-1	4-6
John Barnhill	1941-42	8-2	9-1-1
Robert Neyland	1926-27	8-1	8-0-1
M.B. Banks	1921-22	6-2-1	8-2
John R. Bender	1916-19	8-0	3-3-3
Z.G. Clevenger	1911-12	3-4-2	4-4
George Levene	1907-08	7-2-1	7-2
J.D. Depree	1905-06	3-5-1	1-6-2
H.F. Fisher	1902-03	6-2	4-5
J.A. Pierce	1899-1900	6-2	3-2-1

***Bolded records** indicate improvement vs. first year.

TENNESSEE TRENDS

	2011	Dooley
September	2-1	4-3
October	1-1	1-5
November	0-0	4-0
December-January	0-0	0-1
Overall	3-2	9-9

UT's Conference Record...

at home	0-1	2-3
on the road	0-1	1-4

UT's Non-Conference Record...

at home	3-0	5-1
on the road	0-0	1-0
neutral site	0-0	0-1

UT vs. Ranked Opponents...

at home	0-0	0-3
on the road	0-1	0-3

UT's Record in Games...

decided by 7 pts or less	0-0	1-2
decided by 3 pts or less	0-0	1-2
away during the day	0-1	0-4
away at night	0-0	2-0
home during the day	2-0	5-1
home at night	1-1	2-3
neutral site at night	0-0	0-1

UT's Record When Scoring...

less than 20 points	0-1	0-6
20+ points	3-1	9-3
25+ points	3-0	7-1

UT's Record When Allowing...

14 or fewer points	1-0	6-0
24 or fewer points	3-1	8-2
25+ points	0-1	1-7

UT's Record When...

leading after the 1st quarter	2-0	7-4
trailing after the 1st quarter	0-2	1-3
tied after the 1st quarter	1-0	1-2
leading at halftime	3-0	9-0
trailing at halftime	0-1	0-5
tied at halftime	0-1	0-4
leading after the 3rd quarter	3-0	9-0
trailing after the 3rd quarter	0-2	0-8
tied after the 3rd quarter	0-0	0-1
tied after the 4th quarter	0-0	1-1

UT's Record With...

less than 300 yards total offense	0-2	1-5
300+ yards total offense	3-1	8-4
400+ yards total offense	3-0	7-1
500+ yards total offense	2-0	4-0
600+ yards total offense	0-0	0-0
less than 100 yards rushing	0-2	2-7
100+ yards rushing	3-0	7-2
150+ yards rushing	0-0	1-2
200+ yards rushing	0-0	1-0
250+ yards rushing	0-0	1-0
less than 200 yards passing	0-0	0-3
200-300 yards passing	0-2	0-4
300+ yards passing	2-0	6-2
350+ yards passing	0-0	2-0
400+ yards passing	1-0	1-0
450+ yards passing	0-0	0-0

UT's Record When Allowing...

less than 200 total yards	0-0	1-0
less than 300 total yards	1-0	3-0
less than 400 total yards	3-2	8-4
400 yards+ total offense	0-0	1-5
less than 100 yards rushing	0-0	2-0
100+ yards rushing	3-2	7-9
less than 200 yards passing	1-0	3-1
less than 250 yards passing	3-2	7-7
less than 300 yards passing	3-2	7-7
300+ yards passing	0-0	1-1

2011 Coaching Staff

Derek Dooley, Head Coach

Jim Chaney, Offensive Coord./Running Backs

Justin Wilcox, Defensive Coord

Charlie Baggett, Asst. Head Coach/Receivers

Harry Hiestand, Offensive Line

Darin Hinshaw, Quarterbacks

Terry Joseph, Defensive Backs/Recruiting Coord

Eric Russell, Tight Ends/Special Teams

Peter Sirmon, Linebackers

Lance Thompson, Defensive Line

Ron McKeefery, Football Head Strength Coach

Chino Fontenette, Offensive Graduate Assistant

Schirra Fields, Defensive Graduate Assistant

■ Tennessee only made one coaching staff change after the 2010 season. In February, the Vols named Peter Sirmon as linebackers coach and moved Lance Thompson to defensive line coach, replacing Chuck Smith.

■ Among all coaching staffs in Division I FBS, the Vols rank 11th in total NFL experience (coaching or playing) with 32 years. The UT staff also ranks 9th in NFL coaching experience at 23 years. Both totals rank second in the SEC, trailing only Florida.

■ In terms of individual NFL coaching experience, only five college coaches have more NFL coaching experience than Tennessee associate head coach/receivers coach Charlie Baggett, who coached in the league for 13 seasons.

NEYLAND STADIUM /// SHIELDS-WATKINS FIELD



CAPACITY /// 102,455

435-110-17

Overall Record in 90 Seasons at Neyland Stadium

The Best Just Got Better

The Home of the Vols got a makeover, transforming one of college football's meccas into an aesthetic masterpiece. The concrete walls that used to hold up the west side were replaced with brick. Below the press box, six new panels display some of the finest to ever don the Orange and White-- **Al Wilson, Gen. Robert R. Neyland, Reggie White, Peyton Manning, Johnny Majors and Doug Atkins.**

Most noticeable from the outside are the approximately **700,000 bricks** that totally transformed the look of the stadium's north and west sides. Standing in the middle of that transformation is the majestic Gate 21 plaza area.

Six lofty archways dominate the entrance, which doubles during the work week as a key campus transportation hub. No doubt the traffic on game days is just as hectic.

Adjacent to the Gate 21 plaza is another change, the new amphitheater at the corner of Phillip Fulmer Way and Andy Holt Avenue. The Vol Network's Kickoff Call-In Show takes place there, sporting spiffy new digs after spending years on a make-shift platform in front of a worn down hillside.

Just inside Gate 21, the Tennessee Official Team Shop is open for business six days a week under management of the UT Bookstore. Four other souvenir locations are located throughout the stadium, including one in an exclusive new seating area.

16 Straight Years with 100,000+

Tennessee has had at least one home crowd of 100,000-plus in each of the last 16 seasons. Only Michigan has a longer streak with the Wolverines' dating back to 1975.

LARGEST STADIUMS

In college football

Facility	Capacity
1. Michigan Stadium Michigan	109,901
2. Beaver Stadium Penn State	107,572
3. Neyland Stadium Tennessee	102,455
4. Ohio Stadium Ohio State	102,329
5. Bryant-Denny Stadium Alabama	101,821
6. DKR-Texas Memorial Stadium Texas	101,624
7. Rose Bowl UCLA	94,118
8. L.A. Memorial Coliseum Southern California	93,607
9. Sanford Stadium Georgia	92,746
10. Tiger Stadium LSU	92,542



The General

The Proverbial, Perpetual Yardstick

One of the greatest coaches in the history of the game of football, **Gen. Robert Reese Neyland** is still, and will most likely always be, the yardstick by which all Tennessee football coaches are measured. For 21 years, he led the Big Orange to win after win and championship after championship. His 173 wins, seven conference titles and four national championships set the bar at one of the nation's finest football institutions.

According to UT legend **Gus Manning**, no one summed up Neyland and his coaching ability better than **Wallace Wade**:

"He could take his and beat yours or take yours and beat his." -- **Wallace Wade, Alabama and Duke head coach and Neyland rival.**

Gen. Neyland's Maxims of Football

1. The team that makes the fewest mistakes will win.
2. Play for and make the breaks and when one comes your way -- SCORE.
3. If at first the game or the breaks go against you, don't let up -- put on more steam.
4. Protect our kickers, our QB, our lead and our ball game.
5. Ball, oskie, cover, block, cut and slice, pursue and gang tackle -- for this is the WINNING EDGE.
6. Press the kicking game. Here is where the breaks are made.
7. Carry the fight to our opponent and keep it there for 60 minutes.

WHAT THEY ARE SAYING ABOUT NEYLAND STADIUM

"The big games I played in Neyland Stadium are right up there with the Super Bowl. It is still one of the most electric atmospheres I have ever experienced, and the passion of the fans is what makes the difference."

-- **Peyton Manning, Former Vol and Indianapolis Colts QB**

"It is a remarkable experience. It starts with the Vol Walk down to the stadium, and the energy just builds and builds until you run through the 'T' for kickoff."

-- **Jerod Mayo, Former Vol and New England Patriots LB**

"I've been to LSU, Florida State and Texas and almost every place that could be considered one of the toughest places to play. But we went down to Knoxville for a night game, and that Tennessee crowd was the most impressive that I have ever faced. Neyland Stadium was just electric."

-- **Bob Davie, ESPN game analyst and former Notre Dame head coach**

"It's static noise. You can't hear anything. You go up and down the line -- your wide receivers, your running backs, your tight ends -- nobody can hear. Nobody."

-- **Nate Longshore, Former Cal quarterback (2006)**

"If you ever want to know what tradition means, come watch a game at Neyland Stadium."

-- **Craig James, ESPN College Football Analyst**

Numerical Roster

No.	Name	Pos.	Ht.	Wt.	Cl.	Exp	Hometown (Previous School)
1	Michael Palardy	PK/P	5-11	176	So.	1L	Coral Springs, Fla. (St. Thomas Aquinas)
2	Naz Oliver	WR	5-10	177	So.-rs	Sq.	Jersey City, N.J. (Saint Peter's Prep)
3	Tyler Drummer	WR	6-1	165	So.-tr	Sq.	Powell (Univ. of Cumberland)
3	Byron Moore	DB	6-1	205	So.-rs	JC	Carson, Calif. (Los Angeles Harbor [Calif.] CC)
4	Marlin Lane	TB	6-0	205	Fr.	HS	Daytona Beach, Fla. (Mainland)
5	Zach Allen	DB	5-9	195	Jr.-rs	Sq.	Knoxville (Farragut)
5	Matt Darr	P	6-1	221	Fr.-rs	Sq.	Bakersfield, Calif. (Frontier)
6	Vincent Dallas	WR	5-11	185	Fr.	HS	Ellenwood, Ga. (Cedar Grove)
7	Corey Alexander	DB	5-5	150	So.	HS	Gallatin (Station Camp)
7	Nash Nance	QB	6-3	208	Fr.-rs	Sq.	Calhoun, Ga. (Calhoun)
8	Tyler Bray	QB	6-6	210	So.	1L	Kingsburg, Calif. (Kingsburg)
9	Daryl Vereen	LB	5-11	215	Sr.-rs	3L	Charlotte, N.C. (North Mecklenburg)
10	Antonio Jones	WR	6-4	215	So.-rs	JC	Timmonsville, S.C. (Garden City [Kan.] CC)
10	Marsalis Teague	DB	5-10	185	Jr.	2L	Paris (Henry County)
11	Justin Hunter	WR	6-4	200	So.	1L	Virginia Beach, Va. (Ocean Lakes)
12	Matt Simms	QB	6-3	210	Sr.-tr	1L	Franklin Lakes, N.J. (El Camino [Calif.] CC)
13	DeAnthony Arnett	WR	6-0	175	Fr.	HS	Saginaw, Mich. (Saginaw)
14	Justin Worley	QB	6-4	200	Fr.	HS	Rock Hill, S.C. (Northwestern)
15	Chip Rhome	PK/P	6-2	197	Sr.-tr	Sq.	Christiana (Austin Peay State Univ.)
17	Brent Brewer	DB	6-1	215	So.	1L	Tyrone, Ga. (Sandy Creek)
17	Tyler Page	QB	6-3	193	Fr.-rs	Sq.	Candler, N.C. (Asheville)
18	Max Arnold	WR	6-1	180	Fr.	HS	McKenzie (McKenzie)
18	Izauea Lanier	DB	6-1	190	So.-rs	JC	Gordo, Ala. (East Mississippi [Miss.] CC)
19	Tyler Coombes	DB	6-0	185	Fr.-rs	Sq.	Lebanon (Wilson Central)
19	Devrin Young	TB	5-8	175	Fr.	HS	Knoxville (Bearden)
20	Rajion Neal	TB	5-11	210	So.	1L	Fayetteville, Ga. (Sandy Creek)
20	Robert Yonce	DB	6-0	192	Jr.-rs	Sq.	Wytheville, Va. (George Wythe)
21	Michael Carillon	DB	6-0	180	Fr.	HS	Knoxville (Webb School)
21	Da'Rick Rogers	WR	6-3	215	So.	1L	Calhoun (Calhoun)
22	Reggie Juin	TB	5-7	170	So.-rs	HS	Conyers, Ga. (Heritage)
22	Rod Wilks	DB	6-0	214	Jr.-rs	1L	Smyrna (Smyrna)
23	Prentiss Waggner	DB	6-2	185	Jr.-rs	2L	Clinton, La. (Clinton)
24	Eric Gordon	DB	5-9	185	So.-rs	1L	Nashville (Hillsboro)
24	Deanthonie Summerhill	TB	5-9	199	Fr.-rs	Sq.	Tusculum, Ala. (Deshler)
25	Art Evans	DB	5-11	180	Sr.-rs	3L	Lakeland, Fla. (Victory Christian)
26	Derrick Brodus	PK/P	5-11	171	Fr.-rs	Sq.	Maryville (Alcoa)
26	Geraldo Orta	DB	6-0	180	Fr.	HS	Valdosta, Ga. (Lowndes)
27	Justin Coleman	DB	5-10	183	Fr.	HS	Brunswick, Ga. (Brunswick)
27	Jacob Carter	WR	6-0	181	Fr.-rs	Sq.	Nashville (Ensworth)
28	Tauren Poole	TB	5-10	215	Sr.	3L	Toccoa, Ga. (Stephens County)
29	Tom Smith	TB	5-11	205	Fr.	HS	Apopka, Fla. (Apopka)
30	Shane Reveiz	LB	5-10	225	Sr.-rs	1L	Farragut (Farragut)
31	Jaron Toney	TB	5-10	180	Fr.-rs	Sq.	Alcoa (Alcoa)
33	Nick Branum	DB	5-11	180	So.-rs	Sq.	Knoxville (Knoxville Catholic)
33	Logan Honeycutt	LB	6-2	225	Fr.-rs	HS	Johnson City (Science Hill)
34	Herman Lathers	LB	6-0	220	Jr.-rs	2L	Baton Rouge, La. (Scotlandville)
35	Robert Nelson	LB	5-11	210	So.-rs	Sq.	Stone Mountain, Ga. (Stone Mountain)
36	Anthony Anderson	WR	5-11	185	Sr.-rs	2L	Knoxville (Austin-East)
37	Donnie Garner	TB	5-9	180	Fr.	HS	Signal Mountain (Signal Mountain)
37	Brian Randolph	DB	6-0	190	Fr.	HS	Kennesaw, Ga. (Kell)
38	Scott Bubis	FB	6-0	235	So.	Tr	Nashville (Univ. of Mississippi)
38	C.J. Fleming	DB	5-10	180	Sr.-rs	Sq.	Richmond, Va. (Highland Springs)
39	Ben Bartholomew	FB	6-2	251	Jr.-rs	2L	Nashville (Montgomery Bell Academy)
39	Grant Jessen	LB	5-11	215	Jr.	Sq.	Cordova (St. George's)
40	Austin Johnson	LB	6-2	240	Sr.	3L	Hickory, N.C. (Hickory)
40	Chris Cates	WR	5-10	189	Jr.-rs	Sq.	Knoxville (Christian Academy of Knoxville)
41	Dontavis Sapp	DB	6-2	219	So.	1L	Valdosta, Ga. (Valdosta)
42	Nigel Mitchell-Thornton	LB	6-1	235	Jr.	2L	Stone Mountain, Ga. (Stephenson)
43	Martaze Jackson	DL	6-2	240	Fr.-rs	Sq.	Demopolis, Ala. (Demopolis)
43	Dakota Summers	TE	6-3	232	Fr.-rs	Sq.	Camden (Central)
44	Maurice Couch	DT	6-2	305	So.-rs	JC	Orlando, Fla. (Garden City [Kan.] CC)
45	Austin Bolen	FB	5-11	206	Fr.-rs	Sq.	Knoxville (Farragut)
45	A.J. Johnson	LB	6-3	245	Fr.	HS	Gainesville, Ga. (Gainesville)
46	Channing Fugate	FB	6-1	250	So.	1L	Jackson, Ky. (Breathitt County)
47	John Propst	LB	6-0	225	So.	1L	Hoover, Ala. (Hoover)
48	Greg King	LB	6-2	235	Jr.	1L	Memphis (Melrose)
48	Austin Taylor	FB	6-2	240	Fr.	HS	Alamo (Crockett County)
50	Raiques Crump	LB	6-1	220	So.	1L	Birmingham, Ala. (Minor)
52	Christian Harris	LB	6-2	235	Fr.	HS	Woodstock, Ga. (Etowah)
53	Jake Storey	LB	5-10	215	Sr.-rs	2L	Titusville, Fla. (Astronaut)
54	Isaac Mobley	OL	6-1	350	So.	HS	Knoxville (West)
54	Jordan Williams	DL	6-5	240	Fr.	HS	Gainesville, Fla. (Gainesville)
55	Jacques Smith	DL	6-2	255	So.	1L	Ooltewah (Ooltewah)
56	Curt Maggitt	LB/DL	6-3	215	Fr.	HS	West Palm Beach, Fla. (Dwyer)
57	Mack Crowder	OL	6-2	275	Fr.	HS	Bristol (Tennessee HS)
58	Andrew Fritts	OL	6-1	300	Fr.	HS	Athens (Christian Academy of Knoxville)
58	Marlon Walls	DL	6-2	281	So.-rs	1L	Olive Branch, Miss. (Hargrave [Va.] Military Academy)
59	Gregory Grieco	LB	5-10	219	Fr.-rs	Sq.	Knoxville (Farragut)
59	Nick Guess	DS	6-3	230	Sr.-rs	1L	Knoxville (Farragut)
60	Carson Anderson	OL	6-1	280	Jr.-rs	Sq.	Florence, Ala. (Florence)

Alphabetical

No.	Name	Pos.
7	Corey Alexander	DB
5	Zach Allen	DB
36	Anthony Anderson	WR
60	Carson Anderson	OL
13	DeAnthony Arnett	WR
18	Max Arnold	WR
65	Joseph Ayres	DL
39	Ben Bartholomew	FB
86	Willie Bohannon	DL
45	Austin Bolen	FB
33	Nick Branum	DB
8	Tyler Bray	QB
17	Brent Brewer	DB
26	Derrick Brodus	PK/P
38	Scott Bubis	FB
78	Alex Bullard	OL
21	Michael Carillon	DB
63	J.R. Carr	DS
69	Allan Carson	DL
27	Jacob Carter	WR
40	Chris Cates	WR
94	Gregory Clark	DL
88	Cameron Clear	TE
27	Justin Coleman	DB
79	Brock Collier	OL
19	Tyler Coombes	DB
44	Maurice Couch	DL
57	Mack Crowder	OL
50	Raiques Crump	LB
6	Vincent Dallas	WR
5	Matt Darr	P
84	Brendan Downs	TE
3	Tyler Drummer	WR
82	Cory Eichholtz	WR
87	Alex Ellis	WR
25	Art Evans	DB
38	C.J. Fleming	DB
90	Steven Fowlkes	DL
58	Andrew Fritts	OL
46	Channing Fugate	FB
72	Zach Fulton	OL
37	Donnie Garner	TB
65	Jacob Gilliam	OL
73	Darin Gooch	OL
24	Eric Gordon	DB
59	Gregory Grieco	LB
59	Nick Guess	DS
52	Christian Harris	LB
33	Logan Honeycutt	LB
76	Daniel Hood	DL
11	Justin Hunter	WR
97	Malik Jackson	DL
68	Marcus Jackson	OL
43	Martaze Jackson	DL
70	Ja'Wuan James	OL
95	Arthur Jeffery	DL
39	Grant Jessen	LB
45	A.J. Johnson	LB
40	Austin Johnson	LB
10	Antonio Jones	WR
22	Reggie Juin	RB
77	Kyler Kerbyson	OL
48	Greg King	LB
4	Marlin Lane	RB
18	Izauea Lanier	DB
34	Herman Lathers	LB
56	Curt Maggitt	LB
99	Ben Martin	DL
80	Corey Miller	DL
85	Matt Milton	WR
42	Nigel Mitchell-Thornton	LB
54	Issac Mobley	OL
3	Byron Moore	DB
7	Nash Nance	QB
20	Rajion Neal	TB
35	Robert Nelson	LB
2	Naz Oliver	WR
26	Geraldo Orta	DB
17	Tyler Page	QB
66	Marques Pair	OL

Numerical Roster

No.	Name	Pos.	Ht.	Wt.	Cl.	Exp	Hometown (Previous School)
63	J.R. Carr	DS	5-10	220	So.-rs	Sq.	Lomita, Calif. (South Torrance)
63	Evan Volner	OL	6-3	295	Fr.	HS	Scotts Hill (Scotts Hill)
64	James Stone	OL	6-3	308	So.	1L	Nashville (Maplewood)
65	Joseph Ayres	DL	6-3	280	So.-rs	1L	Knoxville (Chattanooga McCallie)
65	Jacob Gilliam	OL	6-4	275	Fr.-rs	Sq.	Knoxville (Farragut)
66	Marques Pair	OL	6-5	310	Fr.-rs	Sq.	Sumter, S.C. (Sumter)
67	Alan Posey	OL	6-6	330	Fr.	HS	Athens, Ga. (Clarke Central)
68	Marcus Jackson	OL	6-2	326	Fr.	HS	Vero Beach, Fla. (Vero Beach)
69	Allan Carson	DL	6-2	325	Fr.	HS	Oxford, Ala. (Oxford)
70	Ja'Wuan James	OL	6-6	324	So.	1L	Suwanee, Ga. (North Gwinnett)
71	Dallas Thomas	OL	6-5	305	Jr.-rs	2L	Baton Rouge, La. (Scotlandville)
72	Zach Fulton	OL	6-5	330	So.	1L	Homewood, Ill. (Homewood-Flossmoor)
73	Darin Gooch	OL	6-2	301	Jr.	1L	Reno, Nev. (Butte [Calif.] JC)
74	Antonio Richardson	OL	6-6	325	Fr.	HS	Nashville (Pearl-Cohn)
75	JerQuari Schofield	OL	6-6	333	So.-rs	1L	Aiken, S.C. (South Aiken)
76	Daniel Hood	DL	6-4	293	So.-rs	Sq.	Knoxville (Knoxville Catholic)
77	Kyler Kerbyson	OL	6-5	305	Fr.	HS	Knoxville (Knoxville Catholic)
78	Alex Bullard	OL	6-2	309	So.	Tr.	Franklin (Univ. of Notre Dame)
79	Brock Collier	OL	6-3	265	Fr.-rs	HS	Franklin (Brentwood Academy)
80	Corey Miller	DL	6-3	265	So.	1L	Wellford, S.C. (Byrnes)
80	Dylan West	WR	6-1	181	Fr.-rs	Sq.	Oneida (Oneida)
81	Mychal Rivera	TE	6-3	254	Jr.-rs	1L	Valencia, Calif. (College of the Canyons)
82	Cory Eichholtz	WR	5-8	184	Jr.-rs	1L	Knoxville (Bearden)
83	Zach Rogers	WR	6-0	180	Jr.	2L	Nashville (David Lipscomb)
84	Brendan Downs	TE	6-5	237	Fr.	HS	Bristol (Tennessee HS)
85	Matt Milton	WR	6-5	210	So.	Sq.	Mascoutah, Ill. (Mascoutah)
86	Willie Bohannon	DL	6-2	254	Jr.-rs	2L	Mobile, Ala. (Blount)
87	Alex Ellis	WR	6-4	215	Fr.	HS	Del Mar, Del. (Del Mar)
88	Cameron Clear	TE	6-6	265	Fr.	HS	Memphis (Central)
90	Steven Fowlkes	DL	6-5	265	Jr.-rs	Sq.	College Park, Ga. (Banneker)
94	Gregory Clark	DL	6-2	322	Fr.-rs	Sq.	Warner Robins, Ga. (Northside)
95	Arthur Jeffery	DL	6-3	305	So.-rs	Sq.	Sarasota, Fla. (Booker)
96	Trevarris Saulsberry	DL	6-5	280	Fr.	HS	Gainesville, Fla. (Gainesville)
97	Malik Jackson	DL	6-5	270	Sr.-tr	1L	Northridge, Calif. (Univ. of Southern California)
99	Ben Martin	DL	6-4	265	Sr.-rs	3L	Cincinnati, Ohio (La Salle)

Alphabetical

No.	Name	Pos.
1	Michael Palardy	PK/P
28	Tauren Poole	TB
67	Alan Posey	OL
47	John Propst	LB
37	Brian Randolph	DB
30	Shane Reveiz	LB
15	Chip Rhome	PK/P
74	Antonio Richardson	OL
81	Mychal Rivera	TE
21	Da'Rick Rogers	WR
83	Zach Rogers	WR
41	Dontavis Sapp	DB
96	Trevarris Saulsberry	DL
75	JerQuari Schofield	OL
12	Matt Simms	QB
55	Jacques Smith	DL
29	Tom Smith	TB
64	James Stone	OL
53	Jake Storey	LB
24	Deanthonie Summerhill	TB
43	Dakota Summers	TE
48	Austin Taylor	FB
10	Marsalis Teague	DB
71	Dallas Thomas	OL
31	Jaron Toney	TB
9	Daryl Vereen	LB
63	Evan Volner	OL
23	Prentiss Waggner	DB
58	Marlon Walls	DL
80	Dylan West	WR
22	Rod Wilks	DB
54	Jordan Williams	DL
14	Justin Worley	QB
20	Robert Yonce	DB
19	Devrin Young	TB

Football Training Center

Tennessee's state-of-the-art Football Training Center will be one of the most modern and functional buildings of its kind.

The 145,000-square foot building includes an amphitheater-style team room, coaches offices, position meeting rooms, a dining hall, players' lounge, a 7,000-square foot locker room, a 22,000-square foot, multi-level weight room as well as a new training room and hydrotherapy area.

The building also features several technological upgrades, including a state-of-the-art video delivery system for players and coaches. The locker room includes, roomy, custom-built and ventilated lockers with electrical outlets for charging portable devices like cellphones, iPods and laptops.

Also included in the building is an updated football hall of fame area.

The Football Training Center will join with the Brenda Lawson Athletic Center and Neyland-Thompson Sports Center. It will provide athletes direct access to both the 120-yard indoor football field and Haslam Field, Tennessee's two outdoor football practice fields.

Construction is began in Spring 2011, and the project is scheduled for completion in Summer 2012.



← SCAN THIS

Scan the QR code to the left with your smart phone to take a video tour through the future 145,000 square foot Football Training Center.

Tennessee Volunteers Depth Chart

>> Offense

TE	81	Mychal Rivera	6-3	254	Jr.-RS	
	84	Brendan Downs	6-5	237	Fr.	OR
	88	Cameron Clear	6-6	265	Fr.	
LT	71	Dallas Thomas	6-5	305	Jr.-RS	
	74	Antonio Richardson	6-6	325	Fr.	
LG	78	Alex Bullard	6-2	309	So.	
	68	Marcus Jackson	6-2	326	Fr.	
C	64	James Stone	6-3	308	So.	
	57	Mack Crowder	6-2	275	Fr.	
RG	72	Zach Fulton	6-5	330	So.	
	77	Kyler Kerbyson	6-5	305	Fr.	
RT	70	Ja'Wuan James	6-6	324	So.	
	75	JerQuari Schofield	6-6	333	So.-RS	
X	83	Zach Rogers	6-0	180	Jr.	
	6	Vincent Dallas	5-11	185	Fr.	
Z	21	Da'Rick Rogers	6-3	215	So.	
	20	Rajion Neal	5-11	210	So.	OR
	13	DeAnthony Arnett	6-0	175	Fr.	
QB	12	Matt Simms	6-3	210	Sr.	
TB	28	Tauren Poole	5-10	215	Sr.	
	4	Marlin Lane	6-0	205	Fr.	
FB	39	Ben Bartholomew	6-2	251	Jr.-RS	
	46	Channing Fugate	6-1	250	So.	

>> Defense

LE	55	Jacques Smith	6-2	255	So.	
	86	Willie Bohannon	6-2	254	Jr.-RS	
DT	97	Malik Jackson	6-5	270	Sr.	
	44	Maurice Couch	6-2	305	So.-RS	
NT	76	Daniel Hood	6-4	293	So.-RS	
	69	Allan Carson	6-2	325	Fr.	
RE	99	Ben Martin	6-4	265	Sr.-RS	
	58	Marlon Walls	6-2	281	So.-RS	
SLB	56	Curt Maggitt	6-3	215	Fr.	
	9	Daryl Vereen	5-11	215	Sr.-RS	
MLB	40	Austin Johnson	6-2	240	Sr.	
	42	Nigel Mitchell-Thornton	6-1	235	Jr.	
WLB	45	A.J. Johnson	6-3	245	Fr.	
	41	Dontavis Sapp	6-2	219	So.	
LCB	18	Izauea Lanier	6-1	190	So.-RS	
	25	Art Evans	5-11	180	Sr.-RS	OR
SS	17	Brent Brewer	6-1	215	So.	
	22	Rod Wilks	6-0	214	Jr.-RS	
FS	23	Prentiss Waggner	6-2	185	Jr.-RS	
	37	Brian Randolph	6-0	190	Fr.	
RCB	10	Marsalis Teague	5-10	185	Jr.	
	27	Justin Coleman	5-10	183	Fr.	
	24	Eric Gordon	5-9	185	So.-RS	

>> Specialists

P	5	Matt Darr	6-1	221	Fr.-RS	
	1	Michael Palardy	5-11	176	So.	
PK	1	Michael Palardy	5-11	176	So.	
	15	Chip Rhome	6-2	197	Sr.-TR	
KOS	1	Michael Palardy	5-11	176	So.	
	15	Chip Rhome	6-2	197	Sr.-TR	
DS	59	Nick Guess	6-3	230	Sr.-RS	
	63	J.R. Carr	5-10	220	So.-RS	
H	15	Chip Rhome	6-2	197	Sr.-TR	
	5	Matt Darr	6-1	221	Fr.-RS	

>> Returners

PR	19	Devrin Young	5-8	175	Fr.	
	4	Marlin Lane	6-0	205	Fr.	
KR	28	Tauren Poole	5-10	215	Sr.	OR
	19	Devrin Young	5-8	175	Fr.	OR
	4	Marlin Lane	6-0	205	Fr.	



LSU Tigers Depth Chart

>> Offense

X	2	Rueben Randle	6-4	208	Jr.	
	82	James Wright	6-2	201	So.	
LT	76	Chris Faulk	6-6	325	So.	
	75	Greg Shaw	6-5	281	Sr.	
	73	Chris Davenport	6-4	320	So.	
LG	53	T-Bob Hebert	6-3	304	Sr.	
	74	Josh Williford	6-7	324	So.	OR
	78	La'el Collins	6-5	320	Fr.	
C	64	P. J. Loneragan	6-4	305	Jr.	
	53	T-Bob Hebert	6-3	304	Sr.	
	61	Ben Domingue	6-3	272	So.	
RG	60	Will Blackwell	6-4	303	Sr.	
	74	Josh Williford	6-7	324	So.	
RT	72	Alex Hurst	6-6	340	Jr.	
	75	Greg Shaw	6-5	281	Sr.	
Y	19	Deangelo Peterson	6-4	235	Sr.	
	88	Chase Clement	6-5	251	Jr.	
	47	Tyler Edwards	6-4	235	Jr.	
Z	10	Russell Shepard	6-1	185	Jr.	
	86	Kadron Boone	6-0	195	So.	
3-Wide	33	Odell Beckham, Jr.	5-11	183	Fr.	
	80	Jarvis Landry	6-0	190	Fr.	
QB	12	Jarrett Lee	6-2	206	Sr.	
	9	Jordan Jefferson	6-5	225	Sr.	
	8	Zach Mettenberger	6-5	222	So.	
RB	11	Spencer Ware	5-11	223	So.	
	42	Michael Ford	5-10	215	So.	
	4	Alfred Blue	6-2	215	So.	
FB	35	James Stampley	5-10	239	Sr.	
	44	J.C. Copeland	6-1	280	So.	OR
	27	Kenny Hilliard	5-11	240	Fr.	

>> Defense

LE	94	Kendrick Adams	6-5	255	Sr.	
	49	Barkevious Mingo	6-5	240	So.	
	87	Chancey Aghayere	6-4	279	Jr.	
LT	90	Michael Brockers	6-6	306	So.	
	77	Josh Downs	6-1	287	Jr.	
	97	Dennis Johnson	6-2	285	Sr.	
RT	93	Bennie Logan	6-3	287	So.	
	56	Anthony Johnson	6-3	294	Fr.	
	9	Ego Ferguson	6-3	283	Fr.-RS	
RE	99	Sam Montgomery	6-4	245	So.	OR
	89	Lavar Edwards	6-5	264	Jr.	
	59	Jermauria Rasco	6-3	225	Fr.	
Sam	23	Stefoin Francois	6-1	223	Sr.	
	58	Tahj Jones	6-2	205	So.	
Mike	37	Karnell Hatcher	6-2	223	Sr.	OR
	46	Kevin Minter	6-2	242	So.	
	31	D.J. Welter	6-0	226	Fr.-RS	
Will	22	Ryan Baker	6-0	236	Sr.	
	57	Lamin Barrow	6-2	229	So.	
	52	Luke Muncie	6-3	220	So.	
LCB	17	Morris Claiborne	6-0	185	Jr.	
	13	Ron Brooks	6-0	177	Sr.	
SS	18	Brandon Taylor	6-0	194	Sr.	
	6	Craig Loston	6-2	208	So.	
FS	1	Eric Reid	6-2	208	So.	
	6	Craig Loston	6-2	208	So.	
	36	Derrick Bryant	5-11	195	Sr.	
RCB	7	Tyrann Mathieu	5-9	175	So.	
	24	Tharold Simon	6-3	187	So.	
Nickel	7	Tyrann Mathieu	5-9	175	So.	

>> Specialists

P	38	Brad Wing	6-3	184	Fr.-RS	
	38	D.J. Howard	6-2	191	Sr.	
PK	30	Drew Alleman	5-11	183	Jr.	
	38	James Hairston	6-0	200	Fr.	
LS	50	Joey Crappell	6-2	245	Sr.	
	85	Alex Russian	6-5	235	Sr.	
H	48	Seth Fruge	5-11	220	So.-1L	OR
	38	Brad Wing	6-3	184	Fr.-RS	

>> Returners

PR	7	Tyrann Mathieu	5-9	175	So.	
	2	Rueben Randle	6-4	208	Jr.	
	13	Ron Brooks	6-0	177	Sr.	
KR	17	Morris Claiborne	6-0	185	Jr.	
	13	Ron Brooks	6-0	177	Sr.	
	7	Tyrann Mathieu	5-9	175	So.	

■ 2011 Statistics

Overall: 3-2 | **SEC: 0-2** | **Home: 3-1** | **Away: 0-1** | **Neutral: 0-0**

■ 2011 Schedule and Results

Date	UT (rank)	Opponent (rank)	TV	Site	Time/Result	Attend.	Highlights
Sept. 3	RV/RV	Montana	VideoSeat PPV	Knoxville	W 42-16	94,661	Hunter, Rogers each 100 yds. receiving; UT posts 5th consecutive regular-season win
Sept. 10	RV/RV	Cincinnati	ESPN2	Knoxville	W 45-23	94,205	Bray accounts for 5 TD (4 pass, 1 rush), becomes 2nd UT QB to throw for 400 yards in game
Sept. 17	RV/RV	at #16/17 Florida*	CBS	Gainesville	L, 23-33	90,744	Arnett becomes 1st freshman to lead UT in receptions (8) since K. Washington in 2001
Oct. 1	RV/RV	Buffalo	CSS	Knoxville	W, 41-10	87,758	Rogers, Arnett become first UT receiver tandem with two TDs each since 11/20/1993
Oct. 8	RV/RV	RV/- Georgia*	ESPN2	Knoxville	L, 12-20	102,455	Rivera sets career high in rec. yards (85), most by UT TE since Witten vs. Michigan (1/1/02)
Oct. 15	--/--	#1/2 LSU*	CBS	Knoxville	3:30 p.m.	---	---
Oct. 22		at Alabama*	---	Tuscaloosa	TBA	---	---
Oct.		South Carolina*	---	Knoxville	TBA	---	---
Nov. 5		MTSU (HC)	---	Knoxville	TBA	---	---
Nov. 12		at Arkansas*	---	Fayetteville	TBA	---	---
Nov. 19		Vanderbilt*	---	Knoxville	TBA	---	---
Nov. 26		at Kentucky*	---	Lexington	TBA	---	---

Rankings listed (AP/USA Today) HC-Homecoming *SEC Game

■ Team Statistics

	UT	OPP
SCORING	163	102
Points Per Game	32.6	20.4
FIRST DOWNS	120	83
Rushing	36	33
Passing	72	41
Penalty	12	9
RUSHING YARDAGE	424	698
Yards gained rushing	599	817
Yards lost rushing	175	119
Rushing Attempts	169	162
Average Per Rush	2.5	4.3
Average Per Game	84.8	139.6
TDs Rushing	6	6
PASSING YARDAGE	1636	1021
Comp-Att-Int	121-185-2	80-145-1
Average Per Pass	8.8	7.0
Average Per Catch	13.5	12.8
Average Per Game	327.2	204.2
TDs Passing	14	5
TOTAL OFFENSE	2060	1719
Total Plays	354	307
Average Per Play	5.8	5.6
Average Per Game	412.0	343.8
KICK RETURNS: #-Yards	19-433	25-440
PUNT RETURNS: #-Yards	11-98	5-35
INT RETURNS: #-Yards	1-37	2-0
KICK RETURN AVERAGE	22.8	17.6
PUNT RETURN AVERAGE	8.9	7.0
INT RETURN AVERAGE	37.0	0.0
FUMBLES-LOST	18-4	8-4
PENALTIES-Yards	33-252	35-324
Average Per Game	50.4	64.8
PUNTS-Yards	14-553	24-988
Average Per Punt	39.5	41.2
Net punt average	34.1	35.4
TIME OF POSSESSION/Game	33:17	26:43
3RD-DOWN Conversions	40/71	22/66
3rd-Down Pct	56%	33%
4TH-DOWN Conversions	5/8	4/10
4th-Down Pct	62%	40%
SACKS BY-Yards	7-51	9-87
MISC YARDS	0	0
TOUCHDOWNS SCORED	21	11
FIELD GOALS-ATTEMPTS	6-9	8-10
ON-SIDE KICKS	1-2	0-0
RED-ZONE SCORES	(22-24) 92%	(13-15) 87%
RED-ZONE TOUCHDOWNS	(17-24) 71%	(7-15) 47%
PAT-ATTEMPTS	(19-20) 95%	(10-10) 100%
ATTENDANCE	379081	90744
Games/Avg Per Game	4/94770	1/90744
Neutral Site Games		0/0

■ Score by Quarters

	1st	2nd	3rd	4th	OT	Total
Tennessee	45	55	34	29	--	163
Opponents	34	16	33	19	--	102

■ Rushing

Name	GP	Att	Gain	Loss	Net	Avg	TD	Long	Avg/G
Tauren Poole	5	78	342	17	325	4.2	1	28	65.0
Marlin Lane	5	37	111	15	96	2.6	2	18	19.2
Rajion Neal	4	10	57	13	44	4.4	1	20	11.0
Tom Smith	2	13	35	1	34	2.6	0	8	17.0
Matt Darr	5	1	30	0	30	30.0	0	30	6.0
Devrin Young	2	1	6	0	6	6.0	0	6	3.0
Da'Rick Rogers	5	1	0	4	-4	-4.0	0	0	-0.8
Matt Simms	3	4	1	17	-16	-4.0	1	1	-5.3
TEAM	4	4	0	31	-31	-7.8	0	0	-7.8
Tyler Bray	5	20	17	77	-60	-3.0	1	5	-12.0
Total	5	169	599	175	424	2.5	6	30	84.8
Opponents	5	162	817	119	698	4.3	6	68	139.6

■ Passing

Name	GP	Effic	Comp-Att-Int	Pct	Yds	TD	Lng	Avg/G
Tyler Bray	5	165.25	116-176-2	65.9	1579	14	81	315.8
Matt Simms	3	122.35	5-8-0	62.5	57	0	19	19.0
TEAM	4	0.00	0-1-0	0.0	0	0	0	0.0
Total	5	162.50	121-185-2	65.4	1636	14	81	327.2
Opponents	5	124.32	80-145-1	55.2	1021	5	83	204.2

■ Receiving

Name	GP	Rec	Yds	Avg	TD	Long	Avg/G
Da'Rick Rogers	5	32	513	16.0	6	58	102.6
Mychal Rivera	5	19	248	13.1	1	20	49.6
Justin Hunter	3	17	314	18.5	2	81	104.7
DeAnthony Arnett	5	14	108	7.7	2	13	21.6
Marlin Lane	5	12	141	11.8	2	27	28.2
Zach Rogers	5	8	116	14.5	1	19	23.2
Tauren Poole	5	6	75	12.5	0	32	15.0
Ben Bartholomew	5	4	38	9.5	0	18	7.6
Brendan Downs	5	3	34	11.3	0	21	6.8
Channing Fugate	5	3	17	5.7	0	7	3.4
Rajion Neal	4	1	14	14.0	0	14	3.5
Matt Milton	2	1	12	12.0	0	12	6.0
Vincent Dallas	5	1	6	6.0	0	6	1.2
Total	5	121	1636	13.5	14	81	327.2
Opponents	5	80	1021	12.8	5	83	204.2

■ Interceptions

Name	Int	Yds	Avg	TD	Long
Art Evans	1	37	37.0	1	37
Total	1	37	37.0	1	37
Opponents	2	0	0.0	0	0

SEC/NCAA Rankings

■ SEC/NCAA Individual Rankings

Category	Name	Stat	NCAA	SEC
Passing Efficiency	Tyler Bray	165.25	11	1
Pass Touchdowns	Tyler Bray	14	T-17	1
Pass Yards/Game	Tyler Bray	315.8	9	1
Total Offense	Tyler Bray	303.80	17	1
Receptions-Game	Da'Rick Rogers	6.40	30	2
	Mychal Rivera	3.80	---	T-8
Rec Yards/Game	Da'Rick Rogers	102.60	23	2
	Mychal Rivera	49.60	---	10
Rec Touchdowns	Da'Rick Rogers	6	T-6	1
Rush Yards/Game	Tauren Poole	65.0	T-88	10
Interceptions/Game	Art Evans	0.20	---	T-22
Punt Return Avg	Marlin Lane	5.14	59	10
Scoring	Michael Palardy	7.40	79	9
	Da'Rick Rogers	7.20	T-84	T-10

■ SEC/NCAA Team Rankings

Category	Stat	NCAA	SEC
Total Offense	412.00	51	4

Category	Stat	NCAA	SEC
Passing Offense	327.20	11	2
Scoring Offense	32.60	42	5
Rushing Offense	84.80	114	12
Third Down Efficiency	56.34	4	1
Avg. Time of Possession	33:17	12	2
First Downs	24.00	22	1
Rushing Defense	139.60	55	6
Passing Efficiency Defense	124.35	53	11
Total Defense	343.80	32	7
Scoring Defense	20.40	29	8
Fourth Down Efficiency Defense	40.0	32	4
Net Punting	34.14	105	12
Punt Returns	8.91	47	6
Kickoff Returns	22.79	40	6
Turnover Margin	-0.20	75	9
Pass Defense	204.20	33	10
Passing Efficiency	162.49	13	1
Sacks by	1.40	91	9
Tackles For Loss	5.80	63	9
Sacks Allowed	1.80	54	5

■ 2011 Statistics

■ Punt Returns

Name	Ret	Yds	Avg	TD	Long
Marlin Lane	7	36	5.1	0	9
Devrin Young	3	62	20.7	0	43
TEAM	1	0	0.0	0	0
Total	11	98	8.9	0	43
Opponents	5	35	7.0	0	13

■ Kickoff Returns

Name	Ret	Yds	Avg	TD	Long
Devrin Young	6	159	26.5	0	50
Da'Rick Rogers	5	113	22.6	0	29
Marlin Lane	5	94	18.8	0	35
Tauren Poole	1	27	27.0	0	27
Channing Fugate	1	44	44.0	0	44
Cameron Clear	1	-4	-4.0	0	0
Total	19	433	22.8	0	50
Opponents	25	440	17.6	0	31

■ Fumble Returns

Name	Ret	Yds	Avg	TD	Long
A.J. Johnson	1	19	19.0	0	19
Total	1	19	19.0	0	19
Opponents	0	0	0.0	0	0

■ Punting

Name	Punts	Yds	Avg	Lg	TB	FC	I20	50+	Blkd
Matt Darr	11	433	39.4	52	2	5	3	0	
Michael Palardy	3	120	40.0	44	0	1	0	1	
TEAM	0	0	0.0	0	0	0	0	1	
Total	14	553	39.5	52	2	6	3	2	
Opponents	24	988	41.2	57	2	4	11	0	

■ Field Goals

Field Goal Sequence By Player

No.	Name	FGM-FGA	Pct.	1-19	20-29	30-39	40-49	50+	Lg	Blk
	Michael Palardy	6-9	66.7	0-0	4-4	1-2	1-2	0-1	43	0

Field Goal Sequence By Game

	Tennessee	Opponents
Montana	--	--
Cincinnati	43,(37)	47,(23)
at Florida	37,(20)	(28),(30),(46),(42)
Buffalo	(28),(28)	44,(30)
Georgia	51,(28),(43)	(35),(23)
LSU	--	--
at Alabama	--	--
South Carolina	--	--
MTSU	--	--
at Arkansas	--	--
Vanderbilt	--	--
at Kentucky	--	--
Totals	6-9	8-10

2011 Red-Zone Stats

■ Tennessee Inside Opponent Red-Zone

Date	Opponent	Score	Times In RZ	Times Scored	Total Pts	TDs	Rush TDs	Pass TDs	FGs Made	---- Failed to score inside RZ ----	FGA	Downs	Int	Fumb	Half	Game
Sept 3	Montana	W, 42-16	4	3	21	3	2	1	0	0	0	1	0	0	0	0
Sep 10	Cincinnati	W, 45-23	6	6	38	5	2	3	1	0	0	0	0	0	0	0
Sept 17	at Florida	L, 23-33	5	4	23	3	0	3	1	1	0	0	0	0	0	0
Oct 1	Buffalo	W, 41-10	7	7	41	5	1	4	2	0	0	0	0	0	0	0
Oct 8	Georgia	L, 12-20	2	2	9	1	1	0	1	0	0	0	0	0	0	0
Oct 15	LSU															
Oct 22	at Alabama															
Oct 29	S. Carolina															
Nov 5	MTSU															
Nov 12	at Arkansas															
Nov 19	Vanderbilt															
Nov 26	at Kentucky															
Totals			24	22	132	17	6	11	5	1	1	0	0	0	0	0
22 of 24 (91.7%)																

■ Opponent Inside Tennessee Red-Zone

Date	Opponent	Score	Times In RZ	Times Scored	Total Pts	TDs	Rush TDs	Pass TDs	FGs Made	---- Failed to score inside RZ ----	FGA	Downs	Int	Fumb	Half	Game
Sept 3	Montana	W, 42-16	2	1	7	1	1	0	0	0	0	1	0	0	0	0
Sep 10	Cincinnati	W, 45-23	3	3	16	2	0	2	1	0	0	0	0	0	0	0
Sept 17	at Florida	L, 23-33	4	4	20	2	1	1	2	0	0	0	0	0	0	0
Oct 1	Buffalo	W, 41-10	2	1	13	0	0	0	1	0	1	0	0	0	0	0
Oct 8	Georgia	L, 12-20	4	4	20	2	2	0	2	0	0	0	0	0	0	0
Oct 15	LSU															
Oct 22	at Alabama															
Oct 29	S. Carolina															
Nov 5	MTSU															
Nov 12	at Arkansas															
Nov 19	Vanderbilt															
Nov 26	at Kentucky															
Totals			15	13	66	7	4	3	6	0	2	0	0	0	0	0
13 of 15 (86.7%)																

■ Kickoffs

Name	KO	YDS	AVG	TB	OB	RET	NET	YD LN
Michael Palardy	29	1855	64.0	4	1			
Matt Darr	1	57	57.0	0	0			
Total	30	1912	63.7	4	1	440	46.4	23
Opponents	24	1523	63.5	4	1	433	42.1	27

■ Scoring

Name	TD	FGs	PAT Kick	PAT Rush	PAT Rcv	PAT Pass	PAT DXP	Saf	Pts
Michael Palardy	0	6-9	19-20	0-0	0	0-0	0	0	37
Da'Rick Rogers	6	0-0	0-0	0-0	0	0-0	0	0	36
Marlin Lane	4	0-0	0-0	0-0	0	0-0	0	0	24
DeAnthony Arnett	2	0-0	0-0	0-0	0	0-0	0	0	12
Justin Hunter	2	0-0	0-0	0-0	0	0-0	0	0	12
Tyler Bray	1	0-0	0-0	0-0	0	0-1	0	0	6
Matt Simms	1	0-0	0-0	0-0	0	0-0	0	0	6
Mychal Rivera	1	0-0	0-0	0-0	0	0-0	0	0	6
Zach Rogers	1	0-0	0-0	0-0	0	0-0	0	0	6
Tauren Poole	1	0-0	0-0	0-0	0	0-0	0	0	6
Art Evans	1	0-0	0-0	0-0	0	0-0	0	0	6
Rajion Neal	1	0-0	0-0	0-0	0	0-0	0	0	6
Total	21	6-9	19-20	0-0	0	0-1	0	0	163
Opponents	11	8-10	10-10	0-0	0	0-1	0	1	102

■ All-Purpose

Name	GP	Rush	Rec	PR	KR	IR	Tot	Avg/G
Da'Rick Rogers	5	-4	513	0	113	0	622	124.4
Tauren Poole	5	325	75	0	27	0	427	85.4
Marlin Lane	5	96	141	36	94	0	367	73.4
Justin Hunter	3	0	314	0	0	0	314	104.7
Mychal Rivera	5	0	248	0	0	0	248	49.6
Devrin Young	2	6	0	62	159	0	227	113.5
Zach Rogers	5	0	116	0	0	0	116	23.2
DeAnthony Arnett	5	0	108	0	0	0	108	21.6
Channing Fugate	5	0	17	0	44	0	61	12.2
Rajion Neal	4	44	14	0	0	0	58	14.5
Ben Bartholomew	5	0	38	0	0	0	38	7.6
Art Evans	5	0	0	0	0	37	37	7.4
Brendan Downs	5	0	34	0	0	0	34	6.8
Tom Smith	2	34	0	0	0	0	34	17.0
Matt Darr	5	30	0	0	0	0	30	6.0
Matt Milton	2	0	12	0	0	0	12	6.0
Vincent Dallas	5	0	6	0	0	0	6	1.2
Total	5	424	1636	98	433	37	2628	525.6
Opponents	5	698	1021	35	440	0	2194	438.8

■ Total Offense

Name	GP	Plays	Rush	Pass	Tot	Avg/G
Tyler Bray	4	161	-49	1328	1279	319.8
Tauren Poole	4	71	318	0	318	79.5
Marlin Lane	4	30	88	0	88	22.0
Rajion Neal	3	8	37	0	37	12.3
Tom Smith	2	13	34	0	34	17.0
Matt Darr	4	1	30	0	30	7.5
Matt Simms	2	2	0	18	18	9.0
Devrin Young	1	1	6	0	6	6.0
Da'Rick Rogers	4	1	-4	0	-4	-1.0
TEAM	3	3	-16	0	-16	-5.3
Total	4	291	444	1346	1790	447.5
Opponents	4	244	559	794	1353	338.2

VIDEO REVIEW

1. The Vols were unsuccessful in their first request for a video review of the season as they challenged a 12-yard reception for a first down in the third quarter of their game against Montana on Sept. 3.

■ 2011 Statistics

■ Defensive Statistical Leaders

No.	Player	GP-GS	ST	AT	TT	TFL	Sacks	Int	PBU	QBH	FR-Yds	FF	Blk	Saf
40	Austin Johnson	5-5	19	15	34	1.5-2	.	.	.	2
23	Prentiss Waggoner	5-5	23	3	26	1.0-3	1.0-3	.	5	3	.	1	.	.
56	Curt Maggitt	5-4	11	10	21	1.5-8	0.5-6	.	.	1
45	A.J. Johnson	5-3	9	12	21	2.0-2	1-19	1	.	.
97	Malik Jackson	5-5	10	10	20	3.0-4	.	.	2	2
9	Daryl Vereen	5-2	10	7	17	1.0-9	1.0-9	.	2
55	Jacques Smith	5-4	11	6	17	5.5-18	0.5-5	.	1	4
17	Brent Brewer	5-5	10	6	16	1.5-3
10	Marsalis Teague	5-5	7	6	13	.	.	.	2	.	1-0	.	.	.
80	Corey Miller	5-0	8	4	12	2.0-7
25	Art Evans	5-1	10	.	10	1.0-14	.	1-37
58	Marlon Walls	5-3	8	2	10	1.5-7	1.0-6	.	.	2
18	Izauea Lanier	5-2	7	3	10	.	.	.	1
24	Eric Gordon	5-0	9	.	9	3.0-6
22	Rod Wilks	5-0	5	4	9	0.5-1	1	.	.
86	Willie Bohannon	5-0	3	5	8	1.0-10	1.0-10	.	.	1
44	Maurice Couch	5-0	3	5	8	0.5-0
37	Brian Randolph	5-2	6	2	8	.	.	.	2
41	Dontavis Sapp	5-0	5	2	7	1.0-6	1.0-6	1	.	.
76	Daniel Hood	5-5	2	4	6
99	Ben Martin	5-2	3	2	5	.	.	.	1
50	Raiques Crump	4-0	3	1	4
27	Justin Coleman	5-2	4	.	4	.	.	.	1
47	John Propst	5-0	.	3	3	0.5-2	.	.	.	1
65	Joseph Ayres	3-0	1	2	3
36	Anthony Anderson	5-0	.	1	1	1-0	.	.	.
3	Byron Moore	4-0	1	.	1
54	Jordan Williams	2-0	1	.	1	1.0-6	1.0-6
42	Nigel Mitchell-Thornton	4-0	.	1	1
11	Justin Hunter	3-3	1	.
5	Matt Darr	5-0	1-0	.	.	.
Total		5-0	189	116	305	29-108	7-51	1-37	17	16	4-19	4	1	.
Opponents		5-0	209	140	349	30.0-137	9-87	2-0	19	12	4-0	9	3	1

■ Special Teams Tackle Leaders

Player	Total	KO	Punt
Rod Wilks	6	6	0
Austin Johnson	4	4	0
Raiques Crump	4	4	0
Daryl Vereen	3	3	0
Curt Maggitt	2	2	0
Izauea Lanier	2	2	0
Brent Brewer	2	2	0
Dontavis Sapp	2	1	1
Brian Randolph	2	2	0
Eric Gordon	1	1	0
Anthony Anderson	1	1	0
TOTALS	30	29	1

■ Vols on Opening Offensive Drives

Game	1st Half	2nd Half
Montana	Punt	Touchdown
Cincinnati	Touchdown	Touchdown
at Florida	Missed FG	Interception
Buffalo	Touchdown	Punt
Georgia	Missed FG	Punt
LSU		
at Alabama		
South Carolina		
MTSU		
at Arkansas		
Vanderbilt		
at Kentucky		

■ Vols on Opening Defensive Series

Game	1st Half	2nd Half
Montana	Fumble	Punt
Cincinnati	Touchdown	Field Goal
at Florida	Touchdown	Touchdown
Buffalo	Punt	Punt
Georgia	Field Goal	Touchdown
LSU		
at Alabama		
South Carolina		
MTSU		
at Arkansas		
Vanderbilt		
at Kentucky		

■ Tennessee Giveaway/Takeaway

Game	Giveaway			Takeaway			Dif.
	Fum	Int	Tot	Fum	Int	Tot	
Montana	0	0	0	2	1	3	+3
Cincinnati	2	0	2	0	0	0	-2
at Florida	0	2	2	1	0	1	-1
Buffalo	2	0	2	1	0	1	-1
Georgia	0	0	0	0	0	0	--
LSU							
at Alabama							
South Carolina							
MTSU							
at Arkansas							
Vanderbilt							
at Kentucky							
TOTAL	4	2	6	4	1	5	-1

■ Fumbles

Name	No.-Lost
Tyler Bray	3-0
Cameron Clear	1-1
Marlin Lane	2-1
Rajion Neal	4-1
Tauren Poole	2-0
Zach Rogers	1-0
Matt Simms	1-0
Devrin Young	1-1
Team	3-0
TOTAL	18-4

■ Vols on Coin Flips

Game	Result
Montana	Lost
Cincinnati	Won, deferred
at Florida	Lost
Buffalo	Won, deferred
Georgia	Won, deferred
LSU	
at Alabama	
South Carolina	
MTSU	
at Arkansas	
Vanderbilt	
at Kentucky	

Down Breakdown

Down/Gain	Loss	0	1	2	3	4	5	6	7	8	9	10	11+	20+	Cnv	Att
1-1	0	2	0	0	0	0	0	0	0	0	0	0	0	0	0	0-2
1-2	0	0	1	1	0	0	0	0	0	0	0	0	0	0	0	1-2
1-3	0	0	0	0	0	0	0	0	0	0	0	0	0	0	0	0-0
1-4	0	1	0	0	0	0	0	0	0	0	0	0	0	0	0	0-1
1-5	1	0	0	0	0	0	0	0	0	0	0	0	0	0	0	0-1
1-6	0	0	0	0	0	0	0	0	0	0	0	0	0	0	0	0-0
1-7	1	1	0	0	0	0	0	0	0	0	0	0	0	0	0	0-2
1-8	0	0	0	0	0	0	0	0	0	0	0	0	0	0	0	0-2
1-9	1	0	0	0	0	1	0	0	0	0	0	0	0	0	0	0-2
1-10	13	44	10	6	7	6	8	8	4	3	6	3	24	6	33	148
1-All	16	48	11	7	7	7	8	8	4	5	6	3	24	6	36	160

Down/Gain	Loss	0	1	2	3	4	5	6	7	8	9	10	11+	20+	Cnv	Att
2-1	1	3	3	1	0	0	0	0	0	0	0	0	1	0	5	9
2-2	1	0	1	0	0	1	0	0	0	0	0	0	0	0	1	3
2-3	1	0	0	1	0	0	0	0	0	0	0	0	1	0	1	3
2-4	2	2	0	2	0	1	0	0	0	0	0	0	1	0	2	8
2-5	0	0	0	0	2	4	0	0	0	0	1	1	2	0	4	10
2-6	0	1	1	0	1	0	0	1	0	0	0	0	0	0	1	4
2-7	0	0	0	1	0	0	0	2	1	0	1	0	0	0	0	2-5
2-8	1	2	1	1	0	0	0	0	0	1	0	0	1	1	3	8
2-9	1	2	0	1	1	0	1	0	0	0	0	0	1	1	2	8
2-10	3	13	2	1	0	3	2	4	3	4	3	0	15	4	15	57
2-All	10	23	8	8	4	9	3	7	4	5	5	1	22	6	36	115

Down/Gain	Loss	0	1	2	3	4	5	6	7	8	9	10	11+	20+	Cnv	Att
3-1	0	2	2	5	1	1	1	0	0	0	0	0	1	0	11	13
3-2	0	0	1	1	0	0	0	1	1	0	0	0	1	1	5	6
3-3	0	1	0	0	0	2	0	0	0	1	0	0	1	1	5	6
3-4	0	1	0	1	0	0	0	0	0	0	0	1	2	0	3	5
3-5	0	0	0	0	0	0	0	0	0	1	1	0	1	0	3	3
3-6	0	2	0	0	0	0	1	0	0	0	1	0	0	0	1	4
3-7	0	2	0	0	0	1	0	0	0	0	1	0	0	1	2	5
3-8	1	1	0	0	0	0	0	0	0	1	0	1	1	0	3	5
3-9	0	2	0	0	0	0	0	0	0	0	0	1	1	0	2	4
3-10	0	7	0	1	0	1	0	2	0	1	1	0	5	2	5	20
3-All	1	18	3	8	1	5	2	3	1	4	3	13	5	40	71	

Down/Gain	Loss	0	1	2	3	4	5	6	7	8	9	10	11+	20+	Cnv	Att
4-1	0	1	0	0	1	0	0	0	0	0	0	0	0	0	1	2
4-2	0	0	0	0	0	0	0	0	1	0	0	0	0	0	1	1
4-3	0	1	0	0	0	0	0	0	0	0	0	0	0	0	0	1
4-4	0	0	0	0	0	0	0	0	0	0	0	0	0	0	0	0
4-5	0	0	0	0	0	0	0	0	0	0	0	0	0	0	0	0
4-6	0	0	0	0	0	0	0	0	0	0	0	0	0	0	1	1
4-7	0	0	0	0	0	0	0	0	0	0	0	0	0	0	0	0
4-8	0	0	0	0	0	0	0	0	0	0	0	0	1	0	1	1
4-9	0	0	0	0	0	0	0	0	0	0	0	0	0	0	0	0
4-10	0	1	0	0	0	0	0	0	0	0	0	0	1	0	1	2
4-All	0	3	0	0	1	0	0	0	1	0	0	0	2	1	5	8

■ Big Plays (More than 20 Yards)

■ 20-Yard Plus Plays

By Tennessee

Yards	Type	Player(s)	Opponent
*81	Pass	Hunter from Bray	Montana
58	Pass	Rogers, D. from Bray	Buffalo
56	Pass	Rogers, D. from Bray	Buffalo
50	KR	Young, D.	Georgia
*47	Pass	Rogers, D. from Bray	Montana
44	KR	Fugate, C.	Montana
43	PR	Young, D.	Buffalo
*37	INT	Evans, A.	Montana
35	KR	Lane, M.	Florida
34	KR	Young, D.	Buffalo
*33	Pass	Hunter, J. from Bray	Cincinnati
32	Pass	Poole, T. from Bray	Buffalo
32	Pass	Hunter, J. from Bray	Montana
30	Rush	Darr, M.	Buffalo
29	KR	Rogers, D.	Montana
28	Rush	Poole, T.	Montana
27	KR	Poole, T.	Montana
27	Pass	Lane, M. from Bray	Georgia
26	Pass	Rogers, D. from Bray	Buffalo
25	Rush	Poole, T.	Buffalo
24	KR	Rogers, D.	Cincinnati
24	KR	Rogers, D.	Cincinnati
23	KR	Young, D.	Georgia
23	Pass	Hunter, J. from Bray	Cincinnati
22	KR	Young, D.	Georgia
22	KR	Rogers, D.	Cincinnati
22	Pass	Rogers, D. from Bray	Montana
22	Pass	Rogers, D. from Bray	Florida
21	Pass	Downs, B. from Bray	Cincinnati
*20	Rush	Neal, R.	Buffalo
20	PR	Young, D.	Georgia
20	Pass	Rivera, M. from Bray	Florida

* touchdown scored on play

By Opponent

Yards	Type	Player(s)	Opponent
*83	Pass	Rainey from Brantley	Florida
*80	Pass	Sambrano from Johnson	Montana
71	Pass	Mitchell from Murray	Georgia
*68	Rush	Anderson, C.	Buffalo
*65	Rush	Pead, I.	Cincinnati
46	Pass	Woods from Collaros	Cincinnati
43	Pass	Mitchell from Murray	Georgia
40	Pass	Young from Anderson	Buffalo
32	Pass	Warren from Johnson	Montana
31	KR	Patton, S.	Florida
28	Rush	Demps, J.	Florida
28	Pass	Demps from Brantley	Florida
27	Rush	Pead, I.	Cincinnati
27	Rush	Nguyen, P.	Montana
26	KR	Jackson, T.	Buffalo
24	Pass	Thompkins from Collaros	Cincinnati
24	Rush	Rainey, C.	Florida
23	KR	Patton, S.	Florida
23	KR	Abernathy, R.D.	Cincinnati
23	Rush	Pead, I.	Cincinnati
23	KR	Abernathy, R.D.	Cincinnati
21	Rush	Anderson, C.	Buffalo
21	KR	Jackson, T.	Buffalo
21	Pass	Rainey from Brantley	Florida
21	Rush	Thomas, C.	Georgia
21	KR	Sambrano, J.	Montana
20	KR	Drane, D.	Cincinnati
20	KR	Sambrano, J.	Montana

■ Long Plays By the Numbers

Long Plays By Yards	No.	TD
100+	0	0
90-99	0	0
80-89	1	1
70-79	0	0
60-69	0	0
50-59	3	0
40-49	3	1
30-39	7	2
20-29	18	1

Long Plays By Type	No.	TD
Rushing	4	1
Passing	14	3
Punt returns	2	0
Kick returns	11	0
Interceptions	1	1
Fumble returns	0	0
Other	0	0
TOTAL	32	5

■ 20-Yards-Plus By Player

Player	No.	TD	R	P	KR	PR	IR	FR
Rogers, D.	10	1	0	6	4	0	0	0
Young, D.	6	0	0	0	4	2	0	0
Hunter, J.	4	2	0	4	0	0	0	0
Poole, T.	4	0	2	1	1	0	0	0
Lane, M.	2	0	0	1	1	0	0	0
Evans, A.	1	1	0	0	0	0	1	0
Neal, R.	1	1	1	0	0	0	0	0
Darr, M.	1	0	1	0	0	0	0	0
Rivera, M.	1	0	0	1	0	0	0	0
Fugate, C.	1	0	0	0	1	0	0	0
Downs, B.	1	0	0	1	0	0	0	0
TOTAL	32	5	4	14	11	2	1	0

■ Longest Plays of the Year

Rushing	30	Matt Darr vs Buffalo (10/1/2011)
Rushing Touchdown	20	Rajion Neal vs Buffalo (10/1/2011)
Passing	81	Justin Hunter from Tyler Bray vs Montana (9/3/2011)
Passing Touchdown	81	Justin Hunter from Tyler Bray vs Montana (9/3/2011)
Punt Return	43	Devrin Young vs Buffalo (10/1/2011)
Kick Return	50	Young, D. vs Georgia (10/8/2011)
Interception Return	37	Art Evans vs Montana (9/3/2011)
Fumble Return	19	A.J. Johnson at Florida (9/17/2011)
Punt	52	Matt Darr at Florida (9/17/2011)
Field Goal	43	Palardy, M. vs Georgia (10/8/2011)

■ Tennessee Miscellaneous Statistics

■ 3rd-Down Conversions

Date	Opponent	Score	Overall	1st Qtr	2nd Qtr	3rd Qtr	4th Qtr	OT Qtr
Sept 3	Montana	W 42-16	10-17 58.8%	3-5 60.0%	3-5 60.0%	3-4 75.0%	1-3 33.3%	
Sep 10	Cincinnati	W 45-23	10-13 76.9%	2-2 100.0%	1-3 33.3%	4-4 100.0%	3-4 75.0%	
Sep 17	at Florida	L 23-33	4-12 33.3%	1-2 50.0%	1-4 25.0%	2-4 50.0%	0-2 0.0%	
Oct 1	Buffalo	W 41-10	12-16 75.0%	2-3 66.7%	5-5 100.0%	2-3 66.7%	3-5 60.0%	
Oct. 8	Georgia	L 12-20	4-13 30.8%	3-4 75.0%	1-3 33.3%	0-3 0.0%	0-3 0.0%	
	Tennessee		40-71 56.3%	11-16 68.8%	11-20 55.0%	11-18 61.1%	7-17 41.2%	0-0 0.0%
	Opponents		22-66 33.3%	5-17 29.4%	5-19 26.3%	7-15 46.7%	5-15 33.3%	0-0 0.0%

■ 4th-Down Conversions

Date	Opponent	Score	Overall	1st Qtr	2nd Qtr	3rd Qtr	4th Qtr	OT Qtr
Sept 3	Montana	W 42-16	1-3 33.3%	0-0 0.0%	1-1 100.0%	0-1 0.0%	0-1 0.0%	
Sep 10	Cincinnati	W 45-23	0-0 0.0%	0-0 0.0%	0-0 0.0%	0-0 0.0%	0-0 0.0%	
Sep 17	at Florida	L 23-33	0-1 0.0%	0-0 0.0%	0-0 0.0%	0-0 0.0%	0-1 0.0%	
Oct 1	Buffalo	W 41-10	1-1 100.0%	0-0 0.0%	0-0 0.0%	0-0 0.0%	1-1 100.0%	
Oct. 8	Georgia	L 12-20	3-3 100.0%	0-0 0.0%	1-1 100.0%	0-0 0.0%	2-2 100.0%	
	Tennessee		5-8 62.5%	0-0 0.0%	2-2 100.0%	0-1 0.0%	3-5 60.0%	0-0 0.0%
	Opponents		4-10 40.0%	3-3 100.0%	0-3 0.0%	1-3 33.3%	0-1 0.0%	0-0 0.0%

■ Time of Possession

Date	Opponent	Score	Overall	1st Qtr	2nd Qtr	3rd Qtr	4th Qtr	OT Qtr
Sept 3	Montana	W 42-16	35:19	9:11	11:04	7:14	7:50	
Sep 10	Cincinnati	W 45-23	37:23	8:54	8:53	10:29	9:07	
Sep 17	at Florida	L 23-33	29:17	6:20	7:35	9:27	5:55	
Oct 1	Buffalo	W 41-10	38:10	8:54	10:02	9:11	10:03	
Oct. 8	Georgia	L 12-20	26:17	6:03	9:06	6:22	4:46	
	Tennessee	Total	166:26	39:22	46:40	42:43	37:41	0:00
		Avg.	33:17	7:52	9:20	8:32	7:32	0:00
	Opponents	Total	133:34	35:38	28:20	32:17	37:19	0:00
		Avg.	26:42	7:07	5:40	6:27	7:27	0:00

■ Team Totals and Starters

■ Team Totals Game-by-Game

	Score	1st Downs	Rushing (No-Yds-TD)	Passing (C-A-I-Yds-TD)	Total Offense (Ply-Yds)	Punts No-Avg	Fumbles No-Lost	Penalties No-Yds	KO Ret. No-Yds	Punt Ret. No-Yds	Int. Ret. No-Yds	3rd-Dn Convs.	Time of Poss.
TENNESSEE	42	19	46-128-2	18-25-0-311-3	71-439	4-37.2	6-0	6-40	3-100	5-23	1-37	10 of 17	35:19
Montana	16	18	30-111-1	20-38-1-235-1	68-346	8-42.8	2-2	4-44	7-114	1-2	0-0	7 of 16	24:41
TENNESSEE	45	34	35-126-2	34-41-0-405-4	76-531	1-35.0	2-2	7-63	4-88	1-0	0-0	10 of 13	37:23
Cincinnati	23	18	26-166-1	21-34-0-230-2	60-396	3-42.0	2-0	4-40	5-85	0-0	0-0	5 of 12	22:37
TENNESSEE	23	23	21-(-9)-0	26-48-2-288-3	69-279	4-171	2-0	10-94	5-90	2-13	0-0	4 of 12	29:17
at Florida	33	17	40-134-1	14-23-0-213-2	63-347	4-154	1-1	16-150	5-105	3-21	2-0	4 of 13	30:43
TENNESSEE	41	27	44-199-1	21-31-0-342-4	75-541	1-29	4-2	2-15	3-47	1-43	0-0	12 of 16	38:10
Buffalo	10	10	28-148-1	10-25-0-116-0	53-264	5-200	2-1	3-15	7-119	1-12	0-0	3 of 13	21:50
TENNESSEE	12	17	23-(-20)-0	22-40-0-290-0	63-270	4-169	4-0	8-40	2-140	2-19	0-0	4 of 13	26:17
Georgia	20	20	38-139-2	15-25-0-227-0	63-366	4-166	1-0	8-75	5-335	0-0	0-0	3 of 12	33:43
TENNESSEE LSU													
TENNESSEE at Alabama													
TENNESSEE South Carolina													
TENNESSEE MTSU													
TENNESSEE at Arkansas													
TENNESSEE Vanderbilt													
TENNESSEE at Kentucky													

■ Starting Lineups

Offense	TE	LT	LG	C	RG	RT	WR	WR	QB	TB	FB/TE	PK
MONTANA	M. Rivera	D. Thomas	A. Bullard	J. Stone	Z. Fulton	J. James	J. Hunter	D. Rogers	T. Bray	T. Poole	C. Fugate	M. Palardy
CINCINNATI	M. Rivera	D. Thomas	A. Bullard	J. Stone	Z. Fulton	J. James	J. Hunter	D. Rogers	T. Bray	T. Poole	B. Bartholomew	M. Palardy
at Florida	M. Rivera	D. Thomas	A. Bullard	J. Stone	Z. Fulton	J. James	J. Hunter	D. Rogers	T. Bray	T. Poole	B. Bartholomew	M. Palardy
BUFFALO	M. Rivera	D. Thomas	A. Bullard	J. Stone	Z. Fulton	J. James	Z. Rogers	D. Rogers	T. Bray	T. Poole	B. Downs	M. Palardy
GEORGIA	M. Rivera	D. Thomas	A. Bullard	J. Stone	Z. Fulton	J. James	Z. Rogers	D. Rogers	T. Bray	T. Poole	B. Bartholomew	M. Palardy
LSU												
at Alabama												
SOUTH CAROLINA												
MTSU												
at Arkansas												
VANDERBILT												
at Kentucky												

Defense	LE/DB	DT	NT	RE	SLB/DB	MLB	WLB	LCB	SS	FS	RCB	P
MONTANA	J. Smith	Mal. Jackson	D. Hood	B. Martin	C. Maggitt	Aus. Johnson	A.J. Johnson	J. Coleman	B. Brewer	P. Waggner	M. Teague	M. Darr
CINCINNATI	B. Randolph	Mal. Jackson	D. Hood	B. Martin	C. Maggitt	Aus. Johnson	D. Vereen	J. Coleman	B. Brewer	P. Waggner	M. Teague	M. Darr
at Florida	J. Smith	Mal. Jackson	D. Hood	M. Walls	C. Maggitt	Aus. Johnson	A.J. Johnson	A. Evans	B. Brewer	P. Waggner	M. Teague	M. Palardy
BUFFALO	J. Smith	Mal. Jackson	D. Hood	M. Walls	B. Randolph	Aus. Johnson	D. Vereen	I. Lanier	B. Brewer	P. Waggner	M. Teague	M. Darr
GEORGIA	J. Smith	Mal. Jackson	D. Hood	M. Walls	C. Maggitt	Aus. Johnson	A.J. Johnson	I. Lanier	B. Brewer	P. Waggner	M. Teague	M. Darr
LSU												
at Alabama												
SOUTH CAROLINA												
MTSU												
at Arkansas												
VANDERBILT												
at Kentucky												

■ Starting Experience

Offense	'08	'09	'10	'11	Tot	Strk	Defense	'08	'09	'10	'11	Tot	Strk	Special Teams	'08	'09	'10	'11	Tot	Strk
Anthony Anderson, DB	.	1	.	.	1	.	Joseph Ayres, DT	.	.	1	.	1	-	Matt Darr, P	.	.	.	4	4	2
Ben Bartholomew, FB	.	.	.	3	3	1	Willie Bohannon, DE	.	1	.	.	1	-	Michael Palardy, PK	.	.	6	5	11	5
Alex Bullard, OG	.	.	.	5	5	5	Brent Brewer, DB	.	.	6	5	11	11	Totals	-	-	6	9	15	-
Tyler Bray, QB	.	.	5	5	10	10	Justin Coleman, DB	.	.	.	2	2	.							
Brendan Downs, TE	.	.	.	1	1	.	Art Evans, DB	.	12	6	1	19	-							
Channing Fugate, FB	.	.	5	1	6	.	Eric Gordon, DB	.	.	6	.	6	-							
Zach Fulton, OG	.	.	5	5	10	7	Daniel Hood, DT	.	.	-	5	5	5							
Darin Gooch, C	.	.	6	.	6	.	Malik Jackson, DL	.	.	12	5	17	14							
Justin Hunter, WR	.	.	2	3	5	.	A.J. Johnson, LB	.	.	.	3	3	1							
Ja'Wuan James, OT	.	.	13	5	18	18	Austin Johnson, LB	.	.	.	5	5	5							
Tauren Poole, TB	.	.	13	5	18	18	Greg King, LB	.	2	.	.	2	-							
Mychal Rivera, TE	.	.	.	5	5	5	Izauea Lanier, CB	.	.	.	2	2	2							
Da'Rick Rogers, WR	.	.	.	5	5	5	Herman Lathers, LB	.	5	12	.	17	.							
Zach Rogers, WR	.	.	4	2	6	8	Curt Maggitt, LB	.	.	-	4	4	1							
Matt Simms, QB	.	.	8	.	8	-	Ben Martin, DE	.	11	-	2	13	-							
James Stone, C	.	.	8	5	13	10	Corey Miller, DL	.	.	2	.	2	-							
Dallas Thomas, OT	.	.	13	5	18	18	Brian Randolph, S	.	.	.	2	2	1							
Totals	-	1	82	55	138	-	Jacques Smith, DE	.	.	.	5	5	5							
							Marsalis Teague, DB	.	*5	8	5	18	7							
							Daryl Vereen, LB	.	.	1	2	3	1							
							Prentiss Waggner, DB	.	2	13	5	20	18							
							Marlon Walls, DE	.	.	.	3	3	3							
							Totals	-	38	67	55	161	-							

*Anderson's one start in 2009 was at defensive back.

*Teague's five starts in 2009 were at wide receiver.

■ Offensive Game-by-Game

■ Passing

#8 TYLER BRAY	Att	Comp	Int	Pct	Yards	TD	Long	Sack	Yds	Effic
Montana	24	17	0	70.8	293	3	81	3	21	214.6
Cincinnati	41	34	0	82.9	405	4	33	0	0	198.1
Florida	48	26	2	54.2	288	3	22	3	26	116.9
Buffalo	30	21	0	70.0	342	4	58	1	9	209.8
Georgia	33	18	0	54.5	251	0	27	1	14	118.4
TOTALS	176	116	2	65.9	1579	14	81	8	70	165.2

#12 MATT SIMMS	Att	Comp	Int	Pct	Yards	TD	Long	Sack	Yds	Effic
Montana	1	1	0	100.0	18	0	18	0	0	251.2
Buffalo	1	0	0	0.0	0	0	0	0	0	0.0
Georgia	6	4	0	66.7	39	0	19	1	17	121.3
TOTALS	8	5	0	62.5	57	0	19	1	17	122.3

■ Rushing

Player	No-Yds-TD	MONT	CIN	UF	BUF	UGA	LSU	ALA	SC	MTSU	ARK	VU	UK
Poole, T.	78-325-1	24-98-1	21-101-0	9-18-0	17-101-0	7-7-0							
Lane, M.	37-96-2	10-35-1	8-16-1	5-9-0	7-28-0	7-8-0							
Neal, R.	10-44-1	2-7-0	3-10-0	DNP	3-20-1	2-7-0							
Smith, T.	13-34-0	3-6-0	DNP	DNP	10-28-0	DNP							
Darr, M.	1-30-0	-	-	-	1-30-0	-							
Young, D.	1-6-0	DNP	DNP	DNP	1-6-0	-							
Rogers, D.	1-4-0	-	1-4-0	-	-	-							
Simms, M.	4-16-1	-	DNP	DNP	-	4-16-1							
TEAM	4-31-0	1-1-0	DNP	1-13-0	1-2-0	1-15-0							
Bray, T.	20-60-1	6-17-0	2-3-1	6-23-0	4-12-0	2-11-0							

■ Receiving

Player	No-Yds-TD	MONT	CIN	UF	BUF	UGA	LSU	ALA	SC	MTSU	ARK	VU	UK
Rogers, D.	32-513-6	5-100-1	10-100-2	5-62-1	7-180-2	5-71-0							
Hunter, J.	17-314-2	6-146-1	10-156-1	1-12-0	DNP	DNP							
Rivera, M.	19-248-1	-	6-54-0	5-71-1	3-38-0	5-85-0							
Lane, M.	12-141-2	2-16-1	-	2-26-1	2-15-0	6-84-0							
Rogers, Z.	8-116-1	1-14-0	2-25-1	2-34-0	2-24-0	1-19-0							
Arnett, D.	14-108-2	-	-	8-59-0	3-27-2	3-22-0							
Poole, T.	6-75-0	-	3-30-0	1-6-0	1-32-0	1-7-0							
Bartholomew, B.	4-38-0	1-18-0	1-8-0	-	2-12-0	-							
Downs, B.	3-34-0	-	2-32-0	-	-	1-2-0							
Fugate, C.	3-17-0	3-17-0	-	-	-	-							
Neal, R.	1-14-0	-	-	DNP	1-14-0	-							
Milton, M.	1-12-0	DNP	DNP	1-12-0	-	DNP							
Dallas, V.	1-6-0	-	-	1-6-0	-	-							

■ Punt Returns

Player	No-Yds	MONT	CIN	UF	BUF	UGA	LSU	ALA	SC	MTSU	ARK	VU	UK
Young, D.	3-62	DNP	DNP	DNP	1-43	2-19							
Lane, M.	7-36	4-23	1-0	2-13	-	-							
TEAM	1-0	1-0	DNP	-	-	-							

■ Kick Returns

Player	No-Yds	MONT	CIN	UF	BUF	UGA	LSU	ALA	SC	MTSU	ARK	VU	UK
Young, D.	6-159	DNP	DNP	DNP	2-51	4-108							
Rogers, D.	5-113	1-29	3-70	1-14	-	-							
Lane, M.	5-94	-	1-18	4-76	-	-							
Fugate, C.	1-44	1-44	-	-	-	-							
Poole, T.	1-27	1-27	-	-	-	-							
Clear, C.	1-4	-	-	-	1-4	-							

■ Field Goals

Player	FGM-FGA	MONT	CIN	UF	BUF	UGA	LSU	ALA	SC	MTSU	ARK	VU	UK
Palardy, M.	6-9	--	43, (37)	37, (20)	(28), (28)	51, (28), (43)							

■ Punting

Player	No-Yds-Avg	MONT	CIN	UF	BUF	UGA	LSU	ALA	SC	MTSU	ARK	VU	UK
Darr, M.	11-433-39.4	2-68-34.0	1-35-35.0	3-132-44.0	1-29-29.0	4-169-42.2							
Palardy, M.	3-120-40.0	2-81-40.5	---	1-39-39.0	---	---							

■ Defensive Game-by-Game

■ Total Tackles

Player	UA-A-TOT	MONT	CIN	UF	BUF	UGA	LSU	ALA	SC	MTSU	ARK	VU	UK
Johnson, Aus.	19-15-34	2-2	3-3	6-1	3-3	5-6							
Waggnner, P.	23-3-26	2-0	3-0	4-2	4-0	10-1							
Johnson, A.J.	9-12-21	0-3	0-1	7-0	1-5	1-3							
Maggitt, C.	11-10-21	3-0	0-3	3-3	5-2	0-2							
Jackson, Mal.	10-10-20	1-2	1-2	3-2	1-2	4-2							
Smith, J.	11-6-17	3-1	3-2	4-1	-	1-2							
Vereen, D.	10-7-17	4-2	1-2	0-1	4-1	1-1							
Brewer, B.	10-6-16	2-1	2-4	4-0	1-0	1-1							
Teague, M.	7-6-13	1-2	2-1	1-1	-	3-2							
Miller, C.	8-4-12	1-1	2-3	1-0	3-0	1-0							
Walls, M.	8-2-10	2-2	1-0	2-0	1-0	2-0							
Lanier, I.	7-3-10	-	1-2	2-0	1-0	3-1							
Evans, A.	10-0-10	3-0	3-0	3-0	1-0	-							
Gordon, E.	9-0-9	4-0	1-0	1-0	-	3-0							
Wilks, R.	5-4-9	2-2	2-1	-	1-1	-							
Couch, M.	3-5-8	0-1	0-3	-	2-1	1-0							
Bohannon, W.	3-5-8	1-1	0-1	2-0	0-3	-							
Randolph, B.	6-2-8	1-0	1-1	1-1	3-0	-							
Sapp, D.	5-2-7	2-0	2-2	1-0	-	-							
Hood, D.	2-4-6	0-1	0-1	1-0	1-0	0-2							
Martin, B.	3-2-5	1-1	-	-	-	2-1							
Crump, R.	3-1-4	1-0	0-1	2-0	DNP	-							
Coleman, J.	4-0-4	-	3-0	-	1-0	-							
Ayres, J.	1-2-3	1-2	-	DNP	-	DNP							
Propst, J.	0-3-3	0-3	-	-	-	-							
Anderson, A.	0-1-1	-	0-1	-	-	-							
Mi-Thornton, N.	0-1-1	0-1	-	-	-	DNP							
Moore, B.	1-0-1	-	-	DNP	1-0	-							
Williams, J.	1-0-1	DNP	DNP	DNP	1-0	-							

■ Sacks

Player	UA-A-TOT	MONT	CIN	UF	BUF	UGA	LSU	ALA	SC	MTSU	ARK	VU	UK
Sapp, D.	1-0-1.0	-	1.0-6	-	-	-							
Walls, M.	1-0-1.0	-	-	-	1.0-6	-							
Bohannon, W.	1-0-1.0	-	-	1.0-10	-	-							
Vereen, D.	1-0-1.0	-	-	-	1.0-9	-							
Williams, J.	1-0-1.0	DNP	DNP	DNP	1.0-6	-							
Waggnner, P.	1-0-1.0	-	-	-	1.0-3	-							
Maggitt, C.	0-1-0.5	-	0.5-6	-	-	-							
Smith, J.	0-1-0.5	-	0.5-5	-	-	-							

■ Tackles for Loss

Player	UA-A-TOT	MONT	CIN	UF	BUF	UGA	LSU	ALA	SC	MTSU	ARK	VU	UK
Smith, J.	5-1-5.5	2.0-7	0.5-5	2.0-5	-	1.0-1							
Jackson, Mal.	2-2-3.0	-	-	0.5-1	1.5-2	1.0-1							
Gordon, E.	3-0-3.0	1.0-2	-	-	-	2.0-4							
Johnson, A.J.	0-4-2.0	0.5-0	0.5-1	-	1.0-1	-							
Miller, C.	2-0-2.0	-	-	1.0-4	-	1.0-3							
Walls, M.	1-1-1.5	0.5-1	-	-	1.0-6	-							
Brewer, B.	1-1-1.5	0.5-2	-	1.0-1	-	-							
Johnson, Aus.	1-1-1.5	0.5-0	-	1.0-2	-	-							
Maggitt, C.	0-3-1.5	-	0.5-6	0.5-2	0.5-0	-							
Evans, A.	1-0-1.0	-	-	1.0-14	-	-							
Sapp, D.	1-0-1.0	-	1.0-6	-	-	-							
Williams, J.	1-0-1.0	DNP	DNP	DNP	1.0-6	-							
Vereen, D.	1-0-1.0	-	-	-	1.0-9	-							
Bohannon, W.	1-0-1.0	-	-	1.0-10	-	-							
Waggnner, P.	1-0-1.0	-	-	-	1.0-3	-							
Wilks, R.	0-1-0.5	0.5-1	-	-	-	-							
Couch, M.	0-1-0.5	-	0.5-0	-	-	-							
Propst, J.	0-1-0.5	0.5-2	-	-	-	-							

■ Interception Returns

Player	No-Yds	MONT	CIN	UF	BUF	UGA	LSU	ALA	SC	MTSU	ARK	VU	UK
Evans, A.	1-37	1-37	-	-	-	-							

■ Fumble Returns

Player	No-Yds	MONT	CIN	UF	BUF	UGA	LSU	ALA	SC	MTSU	ARK	VU	UK
Johnson, A.J.	1-19	-	-	1-19	-	-							

■ Participation Game-by-Game

■ Participation

No.	Player	GP/GS	MONT	CIN	UF	BUF	UGA	LSU	ALA	SC	MTSU	ARK	VU	UK
36	Anderson, A.	4/-	X	X	X	X	X							
60	Anderson, C.	2/-	X	DNP	DNP	X	DNP							
13	Arnett, D.	4/-	X	X	X	X	X							
65	Ayres, J.	3/-	X	X	DNP	X	DNP							
39	Bartholomew, B.	4/2	X	FB	FB	X	FB							
86	Bohannon, W.	4/-	X	X	X	X	X							
33	Branum, N.	2/-	X	DNP	X	DNP	DNP							
8	Bray, T.	4/4	QB	QB	QB	QB	QB							
17	Brewer, B.	4/4	SS	SS	SS	SS	SS							
78	Bullard, A.	4/4	LG	LG	LG	LG	LG							
6J	Carson, A.	1/-	DNP	DNP	DNP	X	X							
88	Clear, C.	4/-	X	X	X	X	X							
27	Coleman, J.	4/2	LCB	LCB	X	X	X							
44	Couch, M.	4/-	X	X	X	X	X							
50	Crump, R.	3/-	X	X	X	DNP	X							
6	Dallas, V.	4/-	X	X	X	X	X							
5	Darr, M.	4/-	X	X	X	X	X							
84	Downs, B.	4/1	X	X	X	TE	X							
25	Evans, A.	4/1	X	X	LCB	X	X							
46	Fugate, C.	4/1	FB	X	X	X	X							
72	Fulton, Z.	4/4	RG	RG	RG	RG	RG							
73	Gooch, D.	2/-	X	DNP	DNP	X	DNP							
24	Gordon, E.	4/-	X	X	X	X	X							
59	Guess, N.	4/-	X	X	X	X	X							
76	Hood, D.	4/4	NT	NT	NT	NT	NT							
11	Hunter, J.	3/3	WR	WR	WR	DNP	DNP							
97	Jackson, Mal.	4/4	DT	DT	DT	DT	DT							
68	Jackson, Marc.	4/-	X	X	X	X	X							
70	James, J.	4/4	RT	RT	RT	RT	RT							
45	Johnson, A.J.	4/2	WLB	X	WLB	X	WLB							
40	Johnson, Aus.	4/4	MLB	MLB	MLB	MLB	MLB							
48	King, G.	1/-	DNP	DNP	X	DNP	DNP							
4	Lane, M.	4/-	X	X	X	X	X							
18	Lanier, I.	4/1	X	X	X	LCB	LCB							
56	Maggitt, C.	4/3	SLB	SLB	SLB	X	SLB							
99	Martin, B.	4/2	RE	RE	X	X	X							
42	Mi-Thornton, N.	4/-	X	X	X	X	DNP							
80	Miller, C.	4/-	X	X	X	X	X							
85	Milton, M.	2/-	DNP	DNP	X	X	DNP							
3	Moore, B.	3/-	X	X	DNP	X	X							
20	Neal, R.	3/-	X	X	DNP	X	X							
66	Pair, M.	1/-	DNP	X	DNP	DNP	DNP							
1	Palardy, M.	4/-	X	X	X	X	X							
28	Poole, T.	4/4	TB	TB	TB	TB	TB							
47	Propst, J.	4/-	X	X	X	X	X							
37	Randolph, B.	4/2	X	DB	X	DB	X							
30	Reveiz, S.	2/-	X	X	DNP	DNP	X							
15	Rhome, C.	4/-	X	X	X	X	X							
74	Richardson, A.	3/-	X	DNP	X	X	X							
81	Rivera, M.	4/4	TE	TE	TE	TE	TE							
21	Rogers, D.	4/4	WR	WR	WR	WR	WR							
83	Rogers, Z.	4/1	X	X	X	WR	WR							
41	Sapp, D.	4/-	X	X	X	X	X							
75	Schofield, J.	2/-	X	DNP	DNP	X	DNP							
12	Simms, M.	2/-	X	DNP	DNP	X	X							
55	Smith, J.	4/3	DE	X	DE	DE	DE							
29	Smith, T.	2/-	X	DNP	DNP	X	DNP							
64	Stone, J.	4/4	C	C	C	C	C							
53	Storey, J.	1/-	X	DNP	DNP	DNP	DNP							
10	Teague, M.	4/4	RCB	RCB	RCB	RCB	RCB							
71	Thomas, D.	4/4	LT	LT	LT	LT	LT							
9	Vereen, D.	4/2	X	WLB	X	WLB	X							
23	Waggner, P.	4/4	FS	FS	FS	FS	FS							
58	Walls, M.	4/2	X	X	RE	RE	RE							
22	Wilks, R.	4/-	X	X	X	X	X							
54	Williams, J.	1/-	DNP	DNP	DNP	X	X							
19	Young, D.	1/-	DNP	DNP	DNP	X	X							

Starts indicated by position; X- Played; DNP-Did Not Play

■ 2011 Superlatives

2011 Team Superlatives

■ Tennessee Highs and Lows

Points Scored	45	Cincinnati
Low	12	Georgia
First Downs	34	Cincinnati
Low	17	Georgia
Rushing Attempts	46	Montana
Low	21	at Florida
Rushing Yards	199	Buffalo
Low	(-20)	Georgia
Rushing TDs	2	Montana and Cincinnati
Low	0	at Florida
Passes Attempted	48	at Florida
Low	25	Montana
Passes Completed	34	Cincinnati
Low	18	Montana
Had Intercepted	2	at Florida
Low	0	Montana, Cincinnati, Buffalo and Georgia
Passing Yards	405	Cincinnati
Low	288	at Florida
Passing TDs	4	Cincinnati and Buffalo
Low	0	Georgia
Total Offensive Plays	76	Cincinnati
Low	63	Georgia
Total Offensive Yards	541	Buffalo
Low	270	Georgia
Fumbles	6	Montana
Low	2	Cincinnati and at Florida
Fumbles Lost	2	Cincinnati and Buffalo
Low	0	Montana, at Florida and Georgia
Penalties	10	at Florida
Low	2	Buffalo
Penalty Yards	94	at Florida
Low	15	Buffalo
QB Sacks by	3	Buffalo
Low	0	Montana and Georgia

■ Opponent Highs and Lows

Points Scored	33	at Florida
Low	10	Buffalo
First Downs	20	Georgia
Low	10	Buffalo
Rushing Attempts	40	at Florida
Low	26	Cincinnati
Rushing Yards	166	Cincinnati
Low	111	Montana
Rushing TDs	2	Georgia
Low	1	Cincinnati, Montana, at Florida and Buffalo
Passes Attempted	38	Montana
Low	23	at Florida
Passes Completed	21	Cincinnati
Low	10	Buffalo
Had Intercepted	1	Montana
Low	0	Cincinnati, at Florida, Buffalo and Georgia
Passing Yards	235	Montana
Low	116	Buffalo
Passing TDs	2	Cincinnati and at Florida
Low	0	Buffalo and Georgia
Total Offensive Plays	68	Montana
Low	53	Buffalo
Total Offensive Yards	396	Cincinnati
Low	264	Buffalo
Fumbles	2	Cincinnati, Montana and Buffalo
Low	1	at Florida and Georgia
Fumbles Lost	2	Montana
Low	0	Cincinnati and Georgia
Penalties	16	at Florida
Low	3	Buffalo
Penalty Yards	150	at Florida
Low	15	Buffalo
QB Sacks by	3.0	Montana and at Florida
Low	0	Cincinnati

2011 Individual Superlatives

■ Most by a Vol...

Rushing Attempts	24	Tauren Poole vs. Montana
Net Rushing Yards	101	2x, Tauren Poole vs. Cincinnati, vs. Buffalo
Rushing TDs	1	6x, last Matt Simms vs. Georgia
Pass Attempts	48	Tyler Bray at Florida
Pass Completions	34	Tyler Bray vs. Cincinnati
Had Intercepted	2	Tyler Bray at Florida
Passing Yards	405	Tyler Bray vs. Cincinnati
Passing TDs	4	2x, Tyler Bray vs. Cincinnati, vs. Buffalo
Total Offensive Plays	54	Tyler Bray at Florida
Total Offense Yards	408	Tyler Bray vs. Cincinnati
Receptions	10	Justin Hunter, Da'Rick Rogers vs. Cincinnati
Receiving Yards	180	Da'Rick Rogers vs. Buffalo
Receiving TDs	2	3x, last Da'Rick Rogers, DeAnthony Arnett vs. Buffalo
Points Scored	12	3x, last Da'Rick Rogers, DeAnthony Arnett vs. Buffalo
Touchdowns	2	4x, last Da'Rick Rogers, DeAnthony Arnett vs. Buffalo
Field Goals (Made)	2	2x, Michael Palardy vs. Buffalo and Georgia
PATs (Made)	6	2x, Michael Palardy vs. Montana and Cincinnati
Punts	4	Matt Darr vs. Georgia
Punt Average (min. 3)	44.0	Matt Darr at Florida
Punt Returns	4	Marlin Lane vs. Montana
Punt Return Yards	43	Devrin Young vs. Buffalo
Kickoff Returns	4	2x, last Devrin Young vs. Georgia
Kickoff Return Yards	108	Devrin Young vs. Georgia
Total Tackles	11	2x, Prentiss Waggner, Austin Johnson vs. Georgia
Solo Tackles	10	Prentiss Waggner vs. Georgia
TFL	2.0	3x, last Eric Gordon vs. Georgia
Sacks	1.0	6x, last four players vs. Buffalo
Interceptions	1	Art Evans vs. Montana
Interception Return Yds.	37	Art Evans vs. Montana

■ Tennessee's Long Plays

Rushing	30	Matt Darr vs. Buffalo
Passing	81	Tyler Bray to Justin Hunter vs. Montana (TD)
Field Goal	43	Michael Palardy vs. Georgia
Punt	52	Matt Darr at Florida
Punt Return	43	Devrin Young vs. Buffalo
Kickoff Return	50	Devrin Young vs. Georgia
Interception Return	37	Art Evans vs. Montana (TD)
Fumble Return	19	A.J. Johnson at Florida

■ Most by an Opponent...

Rushing Attempts	21	Chris Rainey, Florida
Net Rushing Yards	155	Isaiah Pead, Cincinnati
Rushing TDs	2	Isaiah Crowell, Georgia
Pass Attempts	36	Jordan Johnson, Montana
Pass Completions	21	Zach Collaros, Cincinnati
Had Intercepted	1	Jordan Johnson, Montana
Pass Yards	230	Zach Collaros, Cincinnati
Pass TDs	2	2x, last John Brantley, Florida
Total Offense Plays	41	Zach Collaros, Cincinnati
Total Offense Yards	246	Aaron Murray, Georgia
Receptions	9	D.J. Woods, Cincinnati
Receiving Yards	126	Malcolm Mitchell, Georgia
Receiving TDs	1	5x, last Chris Rainey, Trey Burton, Florida
Points Scored	15	Caleb Sturgis, Florida
Touchdowns	2	2x, Isaiah Crowell, Georgia and Trey Burton, Florida
Field Goals	4	Caleb Sturgis, Florida
PATs	3	Caleb Sturgis, Florida
Punts	5	Sean Wren, Montana
Punt Average (min. 3)	47.3	Jacob Schrum, Buffalo
Punt Returns	3	Chris Rainey, Florida
Punt Return Yards	21	Chris Rainey, Florida
Kickoff Returns	6	2x, last Terrell Jackson, Buffalo
Kickoff Return Yards	102	Terrell Jackson, Buffalo
Total Tackles	13	Caleb McSurdy, Montana
Solo Tackles	8	Fred Branch, Buffalo
TFL	2.5	3x, last Michael Gilliard, Jarvis Jones, Georgia
Sacks	1.0	8x, last Michael Gilliard, Christian Robinson, Georgia
Interceptions	1	2x, last Matt Elam, Josh Evans, Florida
Interception Return Yds	0	2x, last Matt Elam, Josh Evans, Florida

■ Opponent's Long Plays

Rushing	68	Chazz Anderson, Buffalo (TD)
Passing	83	John Brantley to Chris Rainey, Florida (TD)
Field Goal	46	Caleb Sturgis, Florida
Punt	57	Sean Wren, Montana
Punt Return	13	Chris Rainey, Florida
Kickoff Return	31	Solomon Patton, Florida
Interception Return	0	2x, Matt Elam and Josh Evans, Florida
Fumble Return	0	Derek Wolfe/Ben Pooler, Cincinnati

■ Drive Chart

■ Tennessee vs. Montana (Sept. 3)

Team	Qtr	Drive Started			Drive Ended			Consumed	
		Spot	Time	Obtained	Spot	Time	How Lost	PI-Yds	TOP
MONT	1st	M47	00:00	Punt	M47	12:57	Fumble	0-0	0:00
MONT	1st	M17	12:47	Kickoff	U41	10:15	Punt	8-42	2:32
MONT	1st	M27	08:29	Kickoff	M27	07:37	Punt	3-0	0:52
MONT	1st	M39	06:14	Punt	U49	03:56	Punt	6-12	2:18
MONT	2nd	M30	13:13	Kickoff	M35	11:09	Punt	3-5	2:04
MONT	2nd	M20	04:06	Kickoff	U00	03:49	*TOUCHDOWN	1-80	0:17
MONT	2nd	M25	01:53	Punt	M26	00:26	Punt	3-1	1:27
MONT	3rd	M21	14:55	Kickoff	U47	12:49	Punt	7-32	2:06
MONT	3rd	M33	12:40	Kickoff	M44	12:12	Interception	2-11	0:28
MONT	3rd	M29	12:06	Kickoff	U45	09:35	Punt	7-26	2:31
MONT	3rd	M33	03:26	Downs	U19	01:01	Downs	10-48	2:25#
MONT	4th	M32	14:09	Punt	M44	12:05	Fumble	6-12	2:04
MONT	4th	M18	09:04	Kickoff	U00	06:04	*TOUCHDOWN	9-82	3:00#
MONT	4th	M02	02:21	Downs	M07	00:21	Punt	3-5	2:00
UT	1st	U31	15:00	Kickoff	U24	12:57	Punt	3--7	2:03
UT	1st	M47	12:57	Fumble	M00	12:47	*TOUCHDOWN	1-47	0:10
UT	1st	U16	10:15	Punt	M00	08:36	*TOUCHDOWN	3-84	1:39
UT	1st	U16	07:37	Punt	U17	06:14	Punt	3-1	1:23
UT	1st	U04	03:56	Punt	M00	13:21	*TOUCHDOWN	12-96	5:35#
UT	2nd	U24	11:09	Punt	M00	04:06	*TOUCHDOWN	13-76	7:03#
UT	2nd	U29	03:41	Kickoff	U38	01:53	Punt	3-9	1:48
UT	2nd	U33	00:26	Punt	U39	00:00	End of half	2-6	0:26
UT	3rd	U01	12:49	Punt	U00	12:45	*SAFETY	1--1	0:04
UT	3rd	M00	12:12	Interception	M00	12:12	*TOUCHDOWN	0-0	0:00
UT	3rd	U11	09:35	Punt	M33	03:26	Downs	14-56	6:09
UT	3rd	U19	01:01	Downs	U31	14:09	Punt	3-12	1:52
UT	4th	M44	12:05	Fumble	M00	09:10	*TOUCHDOWN	6-44	2:55#
UT	4th	M32	05:53	Kickoff	M01	02:21	Downs	6-31	3:32#
UT	4th	M37	00:21	Punt	M38	00:00	End of half	1--1	0:21

MONTANA		1st Qtr	2nd Qtr	3rd Qtr	4th Qtr	1st Half	2nd Half	Total
Time of possession		05:49	03:56	07:46	07:10	09:45	14:56	24:41
3rd Down Conversions		2/5	0/2	3/6	2/3	2/7	5/9	7/16
Avg Field Position		M27	M25	M29	M17	M26	M24	M25
4th Down Conversions		0/0	0/0	0/1	0/0	0/0	0/1	0/1

TENNESSEE		1st Qtr	2nd Qtr	3rd Qtr	4th Qtr	1st Half	2nd Half	Total
Time of possession		09:11	11:04	07:14	07:50	20:15	15:04	35:19
3rd Down Conversions		3/5	3/5	3/4	1/3	6/10	4/7	10/17
Avg Field Position		U24	U28	U10	M38	U25	U36	U30
4th Down Conversions		0/0	1/1	0/1	0/1	1/1	0/2	1/3

DRIVE SUMMARY

	Opp	Own.
Obtained	#/Avg	#/Avg
Kickoff	8/24.4	3/42.7
Punt	4/35.8	8/21.0
Field goal	0/0.0	0/0.0
Fumble	0/0.0	2/54.5
Interception	0/0.0	1/100.0
Downs	2/17.5	1/19.0
All drives	14/26.6	15/34.9

■ Tennessee vs. Cincinnati (Sept. 10)

Team	Qtr	Drive Started			Drive Ended			Consumed	
		Spot	Time	Obtained	Spot	Time	How Lost	PI-Yds	TOP
CIN	1st	C20	15:00	Kickoff	T00	13:24	*TOUCHDOWN	3-80	1:36
CIN	1st	C20	08:08	Kickoff	T00	06:28	*TOUCHDOWN	5-80	1:40
CIN	1st	C28	03:33	Fumble	C49	00:43	Punt	6-21	2:50
CIN	2nd	C29	13:13	Kickoff	C48	11:42	Downs	5-19	1:31
CIN	2nd	C27	09:55	Missed FG	C40	07:47	Punt	5-13	2:08
CIN	2nd	C45	06:08	Punt	T46	05:02	Downs	4-9	1:06
CIN	2nd	C28	01:07	Kickoff	T29	00:00	Missed FG	7-43	1:07
CIN	3rd	C25	10:09	Kickoff	T06	07:09	*FIELD GOAL	9-69	3:00
CIN	3rd	C08	01:16	Kickoff	T43	12:02	Punt	11-49	4:14
CIN	4th	T22	09:57	Fumble	T00	08:46	*TOUCHDOWN	4-22	1:11
CIN	4th	C23	01:38	Kickoff	C32	00:00	End of half	3-9	1:38
UT	1st	T27	13:18	Kickoff	C00	09:53	*TOUCHDOWN	7-73	3:25
UT	1st	T41	09:53	Kickoff	C00	08:08	*TOUCHDOWN	5-59	1:45
UT	1st	T28	06:20	Kickoff	C28	03:33	Fumble	6-44	2:47
UT	1st	T20	00:43	Punt	C00	13:20	*TOUCHDOWN	7-80	2:23
UT	2nd	C48	11:42	Downs	C26	09:55	Missed FG	5-22	1:47
UT	2nd	T14	07:47	Punt	T20	06:08	Punt	3-6	1:39
UT	2nd	T47	05:02	Downs	C00	01:15	*TOUCHDOWN	9-53	3:47
UT	2nd	T29	00:00	Missed FG	T29	00:00	End of half	0-0	0:00
UT	3rd	T30	14:46	Kickoff	C00	10:16	*TOUCHDOWN	10-70	4:30
UT	3rd	T29	07:05	Kickoff	C00	01:24	*TOUCHDOWN	11-71	5:41
UT	4th	T04	12:02	Punt	T22	09:57	Fumble	4-18	2:05
UT	4th	T40	08:46	Kickoff	C20	01:44	*FIELD GOAL	11-40	7:02

CINCINNATI		1st Qtr	2nd Qtr	3rd Qtr	4th Qtr	1st Half	2nd Half	Total
Time of possession		06:06	06:07	04:31	05:53	12:13	10:24	22:37
3rd Down Conversions		1/2	2/5	1/2	1/3	3/7	2/5	5/12
Avg Field Position		C22	C32	C16	C50	C28	C33	C30
4th Down Conversions		0/0	0/2	0/0	0/0	0/2	0/0	0/2

TENNESSEE		1st Qtr	2nd Qtr	3rd Qtr	4th Qtr	1st Half	2nd Half	Total
Time of possession		06:06	06:07	04:31	05:53	12:13	10:24	22:37
3rd Down Conversions		1/2	2/5	1/2	1/3	3/7	2/5	5/12
Avg Field Position		C22	C32	C16	C50	C28	C33	C30
4th Down Conversions		0/0	0/2	0/0	0/0	0/2	0/0	0/2

DRIVE SUMMARY

	Opp	Own.
Obtained	#/Avg	#/Avg
Kickoff	5/24.4	8/22.1
Punt	5/52.2	4/29.0
Field goal	1/21.0	0/0.0
Fumble	0/0.0	1/64.0
Interception	2/37.5	0/0.0
Downs	0/0.0	0/0.0
All drives	13/36.8	13/27.5

▶ 2011 LONGEST DRIVES

■ Tennessee

By Time - 7:22, 14-80 vs. Georgia in second quarter (Field Goal)

By Plays - 14 (4x), last 14-76 vs. Georgia in fourth quarter (Touchdown)

By Yards - 96, 12-96 vs. Montana in first quarter (Touchdown)

■ Opponents

By Time - 8:21, 12-28 by Georgia in third quarter (Touchdown)

By Plays - 15, 15-62 by Georgia in first quarter (Field Goal)

By Yards - 93, 3-93 by Georgia in third quarter (Touchdown)

■ Drive Chart

■ Tennessee at Florida (Sept. 17)

		Drive Started			Drive Ended			Consumed	
Team	Qtr	Spot	Time	Obtained	Spot	Time	How Lost	PI-Yds	TOP
UT	1st	T20	10:45	Kickoff	F20	05:35	Missed FG	11-60	5:10#
UT	1st	T20	01:10	Kickoff	T23	14:10	Punt	4-3	2:00
UT	2nd	T11	11:57	Kickoff	T08	10:30	Punt	3--3	1:27
UT	2nd	T19	08:31	Kickoff	T23	06:19	Punt	3-4	2:12
UT	2nd	T11	03:58	Punt	F00	01:43	*TOUCHDOWN	6-89	2:15#
UT	2nd	T20	00:51	Punt	T46	00:00	End of half	4-26	0:51
UT	3rd	T28	15:00	Kickoff	T28	14:47	Interception	1-0	0:13
UT	3rd	T20	11:41	Kickoff	T48	09:01	Punt	6-28	2:40
UT	3rd	T19	08:08	Kickoff	T22	06:24	Punt	3-3	1:44
UT	3rd	F36	06:11	Fumble	F00	04:25	*TOUCHDOWN	5-36	1:46#
UT	3rd	F31	03:04	Punt	F03	13:33	*FIELD GOAL	9-28	4:31#
UT	4th	T40	07:19	Kickoff	F00	04:46	*TOUCHDOWN	8-60	2:33#
UT	4th	T16	03:44	Punt	F45	01:49	Interception	8-39	1:55
UF	1st	F20	15:00	Kickoff	T00	10:45	*TOUCHDOWN	9-80	4:15#
UF	1st	F21	05:35	Missed FG	T11	01:10	*FIELD GOAL	12-68	4:25#
UF	2nd	T13	14:10	Punt	T13	11:57	*FIELD GOAL	4-0	2:13#
UF	2nd	T34	10:30	Punt	T28	08:31	*FIELD GOAL	4-6	1:59
UF	2nd	T47	06:19	Punt	T46	03:58	Punt	3-1	2:21
UF	2nd	F35	01:43	Kickoff	F41	00:51	Punt	3-6	0:52
UF	3rd	T42	14:47	Interception	T00	11:41	*TOUCHDOWN	7-42	3:06#
UF	3rd	F20	09:01	Punt	T00	08:08	*TOUCHDOWN	2-80	0:53
UF	3rd	F35	06:24	Punt	F36	06:11	Fumble	1-1	0:13
UF	3rd	F10	04:25	Kickoff	F09	03:04	Punt	4--1	1:21
UF	4th	F25	13:33	Kickoff	T25	07:19	*FIELD GOAL	12-50	6:14
UF	4th	F32	04:46	Kickoff	F39	03:44	Punt	3-7	1:02
UF	4th	F17	01:49	Interception	F28	00:00	End of half	3-11	1:49
TENNESSEE				1st	2nd	3rd	4th	1st	2nd
				Qtr	Qtr	Qtr	Qtr	Half	Half
									Total
Time of possession			06:20	07:35	09:27	05:55	13:55	15:22	29:17
3rd Down Conversions			1/2	1/4	2/4	0/2	2/6	2/6	4/12
Avg Field Position			T20	T15	T40	T28	T16	T36	T27
4th Down Conversions			0/0	0/0	0/0	0/1	0/0	0/1	0/1
FLORIDA				1st	2nd	3rd	4th	1st	2nd
				Qtr	Qtr	Qtr	Qtr	Half	Half
									Total
Time of possession			08:40	07:25	05:33	09:05	16:05	14:38	30:43
3rd Down Conversions			2/3	0/4	0/2	2/4	2/7	2/6	4/13
Avg Field Position			F20	T40	F30	F24	F47	F28	F36
4th Down Conversions			0/0	0/0	1/1	0/0	0/0	1/1	1/1

	Opp	Own.
Obtained	#/Avg	#/Avg
Kickoff	7/21.9	6/32.5
Punt	1/45.0	3/12.7
Field goal	1/27.0	1/29.0
Fumble	2/53.0	0/0.0
Interception	0/0.0	0/0.0
Downs	0/0.0	2/49.5
All drives	11/30.1	12/30.1

■ Drive Chart

■ Tennessee vs. Buffalo (Oct. 1)

Team	Qtr	Drive Started			Drive Ended			Consumed	
		Spot	Time	Obtained	Spot	Time	How Lost	PI-Yds	TOP
BUF	1st	B31	15:00	Kickoff	B38	13:12	Punt	3-7	1:48
BUF	1st	B25	11:53	Kickoff	T42	09:35	Punt	6-33	2:18
BUF	1st	B28	03:49	Kickoff	T00	03:18	*TOUCHDOWN	2-72	0:31
BUF	1st	T21	03:18	Fumble	T27	02:28	Missed FG	4--6	0:50
BUF	1st	B27	00:24	Kickoff	T44	12:36	Punt	9-29	2:48
BUF	2nd	B23	08:18	Kickoff	B30	06:53	Punt	3-7	1:25
BUF	2nd	B21	02:01	Kickoff	T34	01:06	Downs	5-45	0:55
BUF	3rd	B16	11:17	Punt	B09	09:06	Punt	3--7	2:11
BUF	3rd	B29	03:42	Kickoff	B45	00:11	Downs	7-16	3:31
BUF	4th	B40	11:32	Kickoff	T13	08:29	*FIELD GOAL	9-47	3:03
BUF	4th	T23	08:29	Fumble	T17	06:35	Downs	4-6	1:54
BUF	4th	T22	00:00	Punt	T10	06:35	Fumble	0-12	0:00
UT	1st	B48	13:12	Punt	B00	11:58	*TOUCHDOWN	3-48	1:14
UT	1st	T16	09:35	Punt	B00	03:53	*TOUCHDOWN	12-84	5:42
UT	1st	T25	03:21	Kickoff	T21	03:18	Fumble	0--4	0:03
UT	1st	T27	02:28	Missed FG	B10	00:30	*FIELD GOAL	5-63	1:58
UT	2nd	T12	12:36	Punt	B00	08:25	*TOUCHDOWN	8-88	4:11
UT	2nd	T28	06:53	Punt	B00	02:08	*TOUCHDOWN	11-72	4:45
UT	2nd	T34	01:06	Downs	T49	00:00	End of half	3-15	1:06
UT	3rd	T42	14:51	Kickoff	B45	11:17	Punt	6-13	3:34
UT	3rd	T44	09:06	Punt	B00	03:49	*TOUCHDOWN	10-56	5:17
UT	3rd	B45	00:11	Downs	B11	11:32	*FIELD GOAL	8-34	3:39
UT	4th	T23	08:38	Kickoff	T23	08:29	Fumble	0-0	0:09
UT	4th	T18	06:35	Downs	T22	06:35	Punt	3-4	0:00
UT	4th	T10	06:35	Fumble	B41	00:00	End of half	8-49	6:35

BUFFALO	1st	2nd	3rd	4th	1st	2nd	Total
	Qtr	Qtr	Qtr	Qtr	Half	Half	
Time of possession	06:06	04:58	05:49	04:57	11:04	10:46	21:50
3rd Down Conversions	0/3	2/5	1/3	0/2	2/8	1/5	3/13
Avg Field Position	B38	B22	B22	T42	B33	B40	B36
4th Down Conversions	0/0	0/1	0/1	0/1	0/1	0/2	0/3

TENNESSEE	1st	2nd	3rd	4th	1st	2nd	Total
	Qtr	Qtr	Qtr	Qtr	Half	Half	
Time of possession	08:54	10:02	09:11	10:03	18:56	19:14	38:10
3rd Down Conversions	2/3	5/5	2/3	3/5	7/8	5/8	12/16
Avg Field Position	T31	T24	T47	T10	T28	T37	T32
4th Down Conversions	0/0	0/0	0/0	1/1	0/0	1/1	1/1

DRIVE SUMMARY		
	Opp	Own.
Obtained	#/Avg	#/Avg
Kickoff	8/28.0	3/30.0
Punt	2/47.0	5/30.4
Field goal	0/0.0	1/27.0
Fumble	2/78.0	1/10.0
Interception	0/0.0	0/0.0
Downs	0/0.0	3/35.7
All drives	12/39.5	13/29.7

■ Drive Chart

■ Tennessee vs. Georgia (Oct. 8)

Team	Qtr	Drive Started			Drive Ended			Consumed	
		Spot	Time	Obtained	Spot	Time	How Lost	Pl-Yds	TOP
UGA	1st	G20	15:00	Kickoff	T18	08:47	*FIELD GOAL	15-62	6:13
UGA	1st	G34	02:44	Missed FG	T44	14:08	Punt	10-22	3:36
UGA	2nd	G17	06:40	Kickoff	T05	01:44	*FIELD GOAL	11-78	4:56
UGA	3rd	T38	12:51	Punt	T00	08:19	*TOUCHDOWN	8-38	4:32
UGA	3rd	G07	05:59	Punt	T00	04:51	*TOUCHDOWN	3-93	1:08
UGA	3rd	G03	02:58	Punt	G31	09:37	Punt	12-28	8:21
UGA	4th	G20	08:35	Punt	G20	06:11	Punt	3-0	2:24
UGA	4th	T35	02:45	Kickoff	T30	00:18	Punt	3-5	2:27
UT	1st	T18	08:43	Kickoff	G34	02:44	Missed FG	14-48	5:59
UT	2nd	T10	14:08	Punt	G10	06:46	*FIELD GOAL	14-80	7:22
UT	2nd	T28	01:38	Kickoff	G26	15:00	*FIELD GOAL	8-46	1:38
UT	3rd	T20	15:00	Kickoff	T07	12:51	Punt	3--13	2:09
UT	3rd	T27	08:12	Kickoff	T47	05:59	Punt	5-20	2:13
UT	3rd	T50	04:41	Kickoff	G46	02:58	Punt	3-4	1:43
UT	4th	G43	09:37	Punt	G49	08:35	Punt	3-6	1:02
UT	4th	T24	06:11	Punt	G00	02:45	*TOUCHDOWN	14-76	3:26
UT	4th	T20	00:18	Punt	T20	00:00	End of half	2-0	0:18

GEORGIA		1st Qtr	2nd Qtr	3rd Qtr	4th Qtr	1st Half	2nd Half	Total
Time of possession		08:57	05:54	08:38	10:14	14:51	18:52	33:43
3rd Down Conversions		0/4	1/3	2/2	0/3	1/7	2/5	3/12
Avg Field Position		G27	G17	G24	G42	G23	G31	G28
4th Down Conversions		3/3	0/0	0/0	0/0	3/3	0/0	3/3

TENNESSEE		1st Qtr	2nd Qtr	3rd Qtr	4th Qtr	1st Half	2nd Half	Total
Time of possession		06:03	09:06	06:22	04:46	15:09	11:08	26:17
3rd Down Conversions		3/4	1/3	0/3	0/3	4/7	0/6	4/13
Avg Field Position		T18	T19	T32	T33	T18	T33	T28
4th Down Conversions		0/0	1/1	0/0	2/2	1/1	2/2	3/3

DRIVE SUMMARY

Obtained	Opp	Own.
	#/Avg	#/Avg
Kickoff	3/34.0	5/28.6
Punt	4/23.0	4/27.8
Field goal	1/34.0	0/0.0
Fumble	0/0.0	0/0.0
Interception	0/0.0	0/0.0
Downs	0/0.0	0/0.0
All drives	8/28.5	9/28.2

■ The Last Time Tennessee...

Individual

Rushed for 100 yards - 101, Tauren Poole vs. Buffalo, 10/1/11
Rushed for 200 yards - 223, Arian Foster vs. Vanderbilt, 11/19/05
Rushed for 250 yards - 294, Chuck Webb vs. Mississippi, 11/18/89
Passed for 300 yards - 342, Tyler Bray vs. Buffalo, 10/1/11
Passed for 400 yards - 405, Tyler Bray vs. Cincinnati, 9/10/11
Passed for 500 yards - 523, Peyton Manning at Kentucky, 11/22/97
Had 100 yards receiving - 180, Da'Rick Rogers vs. Buffalo, 10/1/11
Had 150 yards receiving - 180, Da'Rick Rogers vs. Buffalo, 10/1/11
Had 200 yards receiving - 205, Denarius Moore vs. Kentucky, 11/27/10
Returned kickoff for TD - 44, Bret Smith at South Carolina, 10/30/04 (onside kick)
Returned conventional kickoff for TD - 82, Mark Jones vs. Alabama, 10/26/02
Returned kickoff 100 yards - Leonard Scott vs. Georgia, 10/9/99
Returned punt for TD - 53, Mark Jones vs. Vanderbilt, 11/22/03
Returned punt at least 75 yards - 86, Terry Fair vs. Arkansas, 11/16/96 (TD)
Returned blocked punt for TD - 20, Antonio Wardlow vs. La-Lafayette, 11/3/07
Returned blocked FG for TD - 90, Tyrone Hines vs. South Carolina, 10/28/95
Returned pass interception for TD - 1, Art Evans vs. Montana, 9/13/11
Returned a fumble for TD - 18, Parys Haralson vs. Alabama, 10/23/04
Returned an extra point for a score 97, Floyd Miley vs. Mississippi (at Memphis), 11/17/90 (blocked kick return)
Rushed for three TDs - 3, Montario Hardesty at Kentucky, 11/28/09
Threw three TD passes - 4, Tyler Bray vs. Cincinnati, 9/10/11, at Florida 9/17/11, vs. Buffalo 10/1/11
Caught three TD passes - 3, Chris Hannon vs. Mississippi State, 11/15/03
Made three FGs - 3, Michael Palardy at Memphis, 11/6/10
Had an 80-yard run - 87, LaMarcus Coker at Vanderbilt, 11/18/06
Had an 80-yard completion - 81, Tyler Bray to Justin Hunter vs. Montana, 9/4/11
Had 20 tackles - 21, Tom Fisher at Auburn (in Birmingham), 9/26/64
Recorded three sacks - 3, Jerod Mayo vs. California, 9/2/06
Forced two fumbles - 2, Rico McCoy vs. South Carolina, 10/31/09
Intercepted two passes - 2, Eric Berry vs. Arkansas, 11/10/07
Intercepted three passes - 3, Deon Grant vs. Auburn 10/2/99
Made a 50-yard FG - 51, James Wilhoit vs. Florida, 9/16/06

Team

Shut out an opponent - 50-0 vs. UT Martin, 9/4/10
Shut out consecutive opponents at Vanderbilt and vs. Kentucky, 11/23-30/02 (both scores were 24-0)
Rushed for more than 300 yards - 332, vs. UT Martin, 9/4/10 (43 attempts)
Rushed for more than 400 yards - 406, vs. Vanderbilt, 11/26/94 (60 attempts)
Passed for more than 300 yards - 342, vs. Buffalo, 10/1/11 (21-for-30)
Passed for more than 400 yards - 405, vs. Cincinnati, 9/10/11 (34-for-41)
Had more than 500 yards total off. - 541, vs. Buffalo, 10/1/11 (342 pass, 199 rush)
Had more than 600 yards total off. - 657, vs. Western Ky, 9/5/09 (380 rush, 277 pass)
Scored 50 points - 52, vs. Mississippi, 11/13/10 (Score: 52-14)
Scored 60 points - 63, vs. Western Kentucky, 9/5/09 (Score: 63-7)
Scored 70 points - 70, vs. Louisiana-Monroe, 9/23/00 (Score: 70-3)
Failed to rush for 100 yards - (-20), vs. Georgia, 10/8/11 (23 attempts)
Failed to pass for 100 yards - 93, vs. Florida, 9/19/09 (11-of-19)
Held opponent to fewer than 100 yards rushing - 64, at Memphis, 11/6/10 (31 attempts)
Held opponent to fewer than 100 yards passing - 99, vs. Mississippi, 11/13/10 (10-of-24)
Held opponent to fewer than 100 yards total off. - 83, vs. Western Ky, 9/5/09 (34 rush, 49 pass)
Held opponent without a TD - vs. UT Martin, 9/4/10 (Score: Tennessee 50-0)
Failed to get a first down - vs. Auburn, 9/27/58 (Score: Auburn 13-0)
Scored a safety - vs. UT Martin, 9/4/10 (A. Johnson and G. King tackled D.J. McNeil in end zone)
Committed no turnovers - vs. Georgia, 10/8/11 and vs. Montana, 9/4/11
Committed no penalties - vs. LSU (in Atlanta, SEC Championship Game), 12/1/07
Never had to punt - vs. Western Ky., 9/5/09 (15 off. possessions in 63-7 win)
Blocked a punt - vs. Alabama, 10/25/08 (Montario Hardesty)
Blocked a FG - vs. Cincinnati, 9/10/11 (Justin Hunter)
Faked a punt - vs. Kentucky, 11/27/10 (Michael Palardy 16 run)
Successfully faked punt for 1st down - vs. Kentucky, 11/27/10 (M. Palardy 16 run)
Faked a FG - vs. Arkansas, 11/1/00 (Seth Reagan 2 run for TD)
Attempted 2-pt conversion - at Florida, 9/17/11 (Tyler Bray pass failed)
Scored 2-pt conversion - at Kentucky, 11/24/07 (A. Rogers pass from E. Ainge in 4th OT)
Attempted onside kick - vs. Georgia, 10/8/11 (out of bounds)
Two players w/ 100 yards rushing - M. Hardesty (160) & B. Brown (104) vs. Western Ky, 9/5/09
Three players with 100 yards rushing J.Stewart (145), A.Hayden (115) & M.Phillips (107) vs. Vanderbilt, 11/30/91
Two players w/ 100 yards passing - T. Bray (159) & M. Simms (153) at S. Carolina, 10/30/10
Two players w/ 100 yards receiving - J. Hunter (156) & D. Rogers (100) vs. Cincinnati, 9/10/11
Played OT game - vs. N. Carolina (Music City Bowl), 12/30/10 (Score: NC 30-27, 2 OT)
Won OT game - vs. UAB, 9/25/10 (Score: UT 32-29, 2 ot)
Won game on last play - vs. UAB, 9/25/10 (Score: UT 32-29, 2 ot)
Lost game on last play - vs. N. Carolina (Music City Bowl), 12/30/10 (Score: NC 30-27, 2 ot)
Beat ranked opponent - vs. #22 South Carolina, 10/31/09 (Score: Tennessee 31-13)
Beat team ranked in top 15 - vs. #15 South Carolina, 10/27/07 (Score: Tennessee 27-24 OT)
Beat team ranked in top five - at #4 LSU, 9/26/05 (Score: Tennessee 30-27 ot)

■ The Last Time an Opponent...

Individual

Rushed for 100 yards - 108, Chris Rainey, at Florida, 9/17/11 (21 attempts)
Rushed for 200 yards - 282, Dexter McCluster, at Mississippi, 11/14/09 (25 attempts)
Rushed for 250 yards - 282, Dexter McCluster, at Mississippi, 11/14/09 (25 attempts)
Passed for 300 yards - 373, Bryan Ellis, UAB, 9/25/10 (2 ot)
Passed for 400 yards - 430, Andre' Woodson, at Kentucky, 11/24/07 (4 ot)
Passed for 500 yards - Never
Had 100 yards receiving - 126, Malcolm Mitchell, vs. Georgia, 10/8/11
Had 150 yards receiving - 221, Julio Jones, Alabama, 10/23/10
Had 200 yards receiving - 221, Julio Jones, Alabama, 10/23/10
Returned a kickoff for TD - 100, Brandon Boykin, Georgia, 10/10/09
Returned a punt for TD - 80, Kenjon Barner, Oregon, 9/11/10
Returned a blocked punt for TD - 17, Sean Westgate, at UCLA, 9/1/08
Returned a pass interception for TD - 24, Devin Taylor, South Carolina, 10/30/10
Returned a fumble for TD - 0, Jake Ricks, at Auburn, 9/27/08 (recovered in end zone)
Returned an extra point for score Quinton Reese, Auburn (SEC Championship), 12/6/97 (yardage not recorded)
Returned a kickoff 100 yards - Brandon Boykin, Georgia, 10/10/09
Returned a punt at least 75 yards - 80, Kenjon Barner, Oregon, 9/11/10 (TD)
Rushed for three TDs - 4, Dexter McCluster, at Mississippi, 11/14/09
Threw three TD passes - 6, Andre' Woodson, at Kentucky, 11/24/07 (4 ot)
Caught three TD passes - 3, Josh Reed, at LSU, 9/30/00 (overtime)
Made three FGs - 4, Caleb Sturgis, at Florida, 9/17/11
Had an 80-yard run - 83, Jordan Jefferson, LSU, 10/2/10
Had an 80-yard completion - 83, John Brantley to Chris Rainey, at Florida, 9/17/11
Recorded three sacks - 5, Alex Brown, at Florida, 9/18/99
Intercepted two passes - 2, Kareem Jackson, at Alabama, 10/20/07
Made a 50-yard FG - 50, Leigh Tiffin, Alabama, 10/24/09

Team

Shut out Tennessee - 31-0, Florida, 9/17/94
Shut out Tennessee in consecutive games at Kentucky and vs. Vanderbilt, 11/19-26/59 (Scores: 20-0, 14-0)
Rushed for more than 300 yards - 359, at Mississippi, 11/14/09
Rushed for more than 400 yards - 409, Nebraska, 1/2/98 (Orange Bowl)
Passed for more than 300 yards - 326, Alabama, 10/23/10 (24-of-35)
Had more than 600 yards total offense - 634, at Kentucky, 11/22/97 (4 ot)
Scored 50 points - 50, Kentucky, 11/24/07 (Score: Tennessee 52-50, 4 ot)
Scored 60 points - 62, Florida, 11/16/95 (Score: Florida 62-37)
Scored 70 points - 70, Trinity (present-day Duke), 11/4/1893 (Score: Trinity 70-0)
Failed to rush for 100 yards - 64, Memphis, 11/6/10 (31 attempts)
Failed to pass for 100 yards - 99, Mississippi, 11/13/10 (10-of-24)
Held Tennessee to fewer than 100 yards rushing (-20), vs. Georgia, 10/8/11 (23 attempts)
Held Tennessee to fewer than 100 yards passing - 93, vs. Florida, 9/19/09 (11-of-19)
Held Tennessee to fewer than 100 yards total offense - 59, vs. Alabama, 10/18/80
Held Tennessee without TD - at Alabama, 10/22/05 (Score: Alabama 6-3)
Scored a safety - Montana, 9/4/11 (Tauren Poole tackled in end zone)
Blocked a punt - at Florida, 9/17/11 (Chris Rainey); vs. Buffalo, 10/1/11 (Saron Hood)
Returned a blocked punt for TD - 17, at UCLA, 9/1/08 (Sean Westgate)
Blocked a FG - at Mississippi, 11/14/09
Blocked two FGs - at Alabama, 10/24/09 (Terrence Cody blocked both)
Returned punt and kickoff for TD in same game at Georgia, 10/7/06 (Mikey Henderson 86 punt ret; Thomas Brown 99 kickoff ret)
Faked a punt - Florida, 9/18/10 (Omarius Hines 36 run)
Successfully faked a punt for first down - Florida, 9/18/10 (Omarius Hines 36 run)
Attempted 2-pt conversion - Cincinnati, 9/10/11 (Z. Collaros inc. pass to A. McClung)
Scored 2-pt conversion - UAB, 9/25/10 (Jeffery Anderson pass from Bryan Ellis; 2x)
Attempted an onside kick - at Vanderbilt, 11/20/10 (UT's Denarius Moore recovered)
Recovered a successful onside kick - at Alabama, 10/26/07 (game's opening kickoff)
Two players with 100 yards rushing LSU, Stevan Ridley (123) and Jordan Jefferson (100), 10/2/10
Three players with 100 yards rushing Mississippi, P.Hofer (119), J.Reed (115), M.Sweet (103), 11/15/75
Two players with 100 yards passing Florida, Jesse Palmer (210) and Doug Johnson (199), 9/19/98 (overtime)
Two players with 100 yards receiving Kentucky, Rafael Little (108) and Jacob Tamme (104), 11/24/07 (four overtimes)
Played OT game - North Carolina (Music City Bowl), 12/30/10 (Score: NC 30-27, 2 ot)
Lost OT game - UAB, 9/25/10 (Score: UT 32-29, 2 ot)
Beat a ranked Tennessee team - UCLA, 9/1/08 (Score: UCLA 27, No. 18 UT 24 OT)
Beat a Tennessee team ranked in the top 15 LSU (SEC Championship Game), 12/1/07 (Score: LSU 21, No. 14 UT 14)
Beat a Tennessee team ranked in the top five Florida, 9/17/05 (Score: Florida 16, No. 4 UT 7)

Highlighted - Accomplished during 2011 season

Player Notes

#36 ANTHONY ANDERSON

WR, 5-11, 185, Sr.-RS, Knoxville

- Played in five games on special teams and at receiver
 - Saw first college action as a receiver vs. Montana (9/3)
 - Converted DB, moved to receiver in late August
 - Two catches for 16 yards and a TD catch in final scrimmage
 - Recorded 26 tackles and three interceptions as a junior
- >> Full profile on Media Guide Page 84

CAREER STATS

Receiving	GP/GS	No	Yds	Avg	Per/G	TD	Long	High Yd
2011	5/0	0	0	0	0	0	0	0

Defense GP/GS	UT	AT	TT	Sack	TFL	FF	FR	PD	Int	High Tk
2008	2/0	0	0	0-0	0-0	0	0	0	0-0	--
2009	12/1	7	2	9	0-0	0-0	1	0	3	0-0
2010	13/0	17	9	26	0-0	0-0	0	0	3	1-17
2011	5/0	0	1	1	0-0	0-0	0	1	0	0-0
Totals	32/1	24	12	36	0-0	0-0	1	1	6	1-17

Punt Returns	GP/GS	No	Yds	Avg	Per/G	TD	Long	High Yd
2010	13/0	3	12	4.0	0.9	0	11-UNC	11-UNC
2011	5/0	0	0	0	0	0	0	0
Totals	32/0	3	12	4.0	0.9	0	11-UNC	11-UNC

CAREER HIGHS

Tackles 5 vs. Mississippi, 11/13/10 & vs. UAB, 9/25/10
Passes Defended 2 vs. Mississippi, 11/13/10 & vs. Memphis, 11/7/09

GAME-BY-GAME

2009 Opp.	U-A-T, Other	2010 Opp.	U-A-T, Other
W.Kentucky	1-1-2	UT-Martin	2-2-4
UCLA	0-0-0	Oregon	0-0-0
at Florida	0-0-0	Florida	0-0-0
Ohio	0-0-0	UAB	5-0-5
Georgia	0-0-0	at LSU	0-1-1
at Alabama	0-0-0	Alabama	0-1-1
South Carolina	0-0-0	at S. Carolina	0-0-0
Memphis	4-0-4, ff, 2pd	at Memphis	2-1-3, pd
at Mississippi	0-0-0	Mississippi	4-1-5, 1-17 int, 2pd
Vanderbilt	1-0-1, pd	at Vanderbilt	1-0-1
at Kentucky	0-1-1	Kentucky	0-2-2
Va. Tech (Bowl)	1-0-1	UNC (Bowl)	3-0-3

GAME-BY-GAME

2011 Opp.	Rec-Yds-TD, Lg
Montana	0-0-0
Cincinnati	0-0-0
at Florida	0-0-0
Buffalo	0-0-0
Georgia	0-0-0

#60 CARSON ANDERSON

OL, 6-1, 280, Jr.-RS, Florence, Ala.

- Made 2011 debut against Buffalo (10/1)
 - Played in eight games in career all as a reserve lineman
 - 2008 SEC Freshman Academic Honor Roll
 - Played in five games in 2010 and two in 2009
- >> Full profile on Media Guide Page 84

#13 DeANTHONY ARNETT

WR, 6-0, 175, Fr., Saginaw, Mich.

- True freshmen receiver has played in all five games
 - 14 catches for 108 yards and two TDs, all in last three games
 - Three receptions for 22 yards vs. Georgia (10/8)
 - Scored first two TDs of career on 13 and 8-yard receptions vs. Buffalo (10/1). Finished with three catches for 27 yards
 - Breakout game with eight receptions for 59 yards for first career catches at #16 Florida (9/17)
 - **Most catches by a UT freshman since Kelley Washington (11) vs. LSU in 2001 SEC Championship Game**
 - One of 12 true freshmen to make debut vs. Montana (9/3)
- >> Full profile on Media Guide Page 112

CAREER STATS

Receiving	GP/GS	No	Yds	Avg	Per/G	TD	Long	High Yd
2011	5/0	14	108	7.7	21.6	2	13-Buf	59-Fla

CAREER HIGHS

Receptions	8 at Florida, 9/17/11
Receiving Yards	59 at Florida, 9/17/11
Touchdowns	2 vs. Buffalo, 10/1/11

GAME-BY-GAME

2011 Opp.	Rec-Yds-TD, Lg
Montana	0-0-0
Cincinnati	0-0-0
at Florida	8-59-0, 12
Buffalo	3-27-2, 13
Georgia	3-22-0, 11

#65 JOSEPH AYRES

DL, 6-3, 280, So.-RS, Knoxville

- Played in three games at defensive linemen
 - In opener vs. Montana (9/3), had three tackles
 - 13 tackles in 12 games for UT, including career-best four at Memphis (11/6/10)
- >> Full profile on Media Guide Page 84

CAREER STATS

Defense GP/GS	UT	AT	TT	Sack	TFL	FF	FR	PD	Int	High Tk
2010	12/1	6	7	13	1-8	2.5	12	0	0	0-0
2011	3/0	1	2	3	0-0	0-0	0	0	0	0-0
Totals	15/1	7	9	16	1-8	2.5	12	0	0	0-0

CAREER HIGHS

Tackles 4 vs. Memphis, 11/6/10

GAME-BY-GAME

2010 Opp.	U-A-T, Other	2011 Opp.	U-A-T, Other
UT-Martin	0-0-0	Montana	1-2-3
Oregon	DNP	Cincinnati	0-0-0
Florida	0-1-1	at Florida	DNP
UAB	0-0-0	Buffalo	0-0-0
at LSU	0-1-1	Georgia	DNP
at Georgia	1-0-1		
Alabama	0-2-2, 0.5-2tfl		
at S. Carolina	0-0-0		
at Memphis	2-2-4, 1-2 tfl		
Mississippi	0-0-0		
at Vanderbilt	1-0-1		
Kentucky	2-1-3, 1-8 sk, 1-8 tfl		
UNC (Bowl)	0-0-0		

#39 BEN BARTHOLOMEW

FB, 6-2, 251, Jr.-RS, Nashville

- Emerged as starting fullback after opener, played five games with three starts
 - Has four catches for 38 yards in his four games
 - First-career multi-catch game vs. Buffalo (10/1) with two receptions for 12 yards
 - One catch in each of first two games of 2011 for first career catches totaling 26 yards.
 - Snagged an 8-yard pass from Tyler Bray vs. Cincinnati (9/10) in first-career start
 - First-career catch for 18 yards late in Montana (9/3) game
 - Played in five games in 2010 at fullback and special teams
- >> Full profile on Media Guide Page 85

CAREER STATS

Receiving	GP/GS	No	Yds	Avg	Per/G	TD	Long	High Yd
2009	2/0	0	0	0.0	0.0	0	--	--
2010	5/0	0	0	0.0	0.0	0	--	--
2011	5/3	4	38	9.5	9.5	0	18-Mon	18-Mon
Totals	12/3	4	38	9.5	3.5	0	18-Mon	18-Mon

CAREER HIGHS

Catches 2 vs. Buffalo, 10/1/11
Receiving Yards 18 vs. Montana, 9/3/11

GAME-BY-GAME

2011 Opp.	Rec-Yds-TD, Lg
Montana	1-18-0, 18
Cincinnati	1-8-0, 8
at Florida	0-0-0
Buffalo	2-12-0, 8
Georgia	0-0-0

#86 WILLIE BOHANNON

DL, 6-2, 254, Jr.-RS, Mobile, Ala.

- Played in all five games as a reserve with eight tackles
 - Posted a 10-yard sack and two tackles at #16 Florida (9/17)
 - Made two tackles vs. Montana (9/3) in opener
 - Shared 2011 Fourth Quarter Off-Season Award, presented for attitude, discipline, toughness, effort & team
 - Tallied nine tackles in 11 games in 2010
- >> Full profile on Media Guide Page 85

CAREER STATS

Defense GP/GS	UT	AT	TT	Sack	TFL	FF	FR	PD	Int	High Tk
2009	13/1	7	7	14	1-7	2-12	1	1	0	0-0
2010	11/0	5	4	9	2-12	3.5	17	0	0	0-0
2011	5/0	3	5	8	1-10	1-10	0	0	0	0-0
Totals	29/1	15	16	31	4-29	6.5	39	1	1	0-0

CAREER HIGHS

Tackles 3 (5x, last vs. Buffalo, 10/1/11)
Sacks 1 (4x, last at Florida, 9/17/11)

GAME-BY-GAME

2009 Opp.	U-A-T, Other	2010 Opp.	U-A-T, Other
W.Kentucky	0-0-0	UT-Martin	0-1-1, 0.5-1 tfl
UCLA	1-1-2, 1-7 sk, 1-7 tfl, ff	Oregon	0-0-0
at Florida	0-0-0	Florida	0-0-0
Ohio	0-2-2	UAB	0-1-1
Auburn	0-0-0	at LSU	DNP
Georgia	0-1-1	at Georgia	2-1-3, 1-7 sk, 1-7 tfl
at Alabama	0-0-0	Alabama	1-0-1
South Carolina	3-0-3, 1-5 tfl	at S. Carolina	DNP
Memphis	2-1-3	at Memphis	0-1-1
at Mississippi	0-1-1	Mississippi	1-0-1, 1-4 tfl
Vanderbilt	0-0-0	at Vanderbilt	1-0-1, 1-5 sk, 1-5 tfl
at Kentucky	0-1-1, fr	Kentucky	0-0-0
Va. Tech (Bowl)	1-0-1	UNC (Bowl)	0-0-0

GAME-BY-GAME

2011 Opp.	U-A-T, Other
Montana	1-1-2
Cincinnati	0-1-1
at Florida	2-0-2, 1-10 sk, 1-10 tfl
Buffalo	0-3-3, qh
Georgia	0-0-0

#33 NICK BRANUM

DB, 5-11, 180, So.-RS, Knoxville

- Played on special teams coverage in two games
 - Played in opener vs. Montana (9/3) and at Florida (9/17)
- >> Full profile on Media Guide Page 86

CAREER STATS

Defense GP/GS	UT	AT	TT	Sack	TFL	FF	FR	PD	Int	High Tk
2010	2/0	0	0	0-0	0-0	0	0	0	0-0	--
2011	2/0	0	0	0-0	0-0	0	0	0	0-0	--
Totals	4/0	0	0	0-0	0-0	0	0	0	0-0	--

#8 TYLER BRAY

QB, 6-6, 210, So., Kingsburg, Calif.

- Sophomore QB suffered a fractured right thumb vs. Georgia and is expected to miss six weeks, announced on 10/9
- Named to preseason Manning, O'Brien, Maxwell Award Watch Lists
- Ninth in passing yards/game (315.8), 11th in passing efficiency (165.3), 13th in passing yards (1579), 17th in total offense (303.8) and 17th in NCAA in TD passes (14).
- Leads the SEC in touchdown passes, total offense, passing yards/game and passing efficiency and is second in both total passing yards and pass completions
- Won first six career starts in regular season, overall 7-3 as a starter at UT, winning all four starts in Nov. 2010
- Saw consecutive games streak with a TD pass (10) end against Georgia (10/8/11). Streak lasted from South Carolina (10/30/10) through Buffalo (10/1/11)
- Owns UT record for consecutive games with multiple touchdown passes (10), breaking Peyton Manning's record (7) set in 1997
- Prior to Georgia game, was second to Boise State's Kellen Moore (16 at the time) for consecutive games with multiple touchdowns with 10
- **Holds UT record for most passing yards in first four games of a season with 1,328, second is Peyton Manning (1,326) in 1997**
- **Also holds UT mark for most passing TDs in first four games of a season with 14. Manning had 12 to start '97**
- Already ranks tied for seventh on career touchdown passes list with 32 TD pass (with Tee Martin & Bobby Scott). Next on list with 36 are Heath Shuler, Jonathan Crompton and Andy Kelly
- Tied for sixth on UT career list for consecutive games (10) with a TD pass (with Andy Kelly).
- Averaging 312.4 passing yards in 10 career starts with 300 or more yards in six of those games
- Has thrown at least three TDs in seven of 10 career starts and four games with four TDs. Records are: Manning with 16 three-TD games and nine four-TD games
- In five games in 2011, has completed 65.9 of passes (116-of-176) for 1579 yards (315.8 per game)
- Started 2011 without an interception until 86th attempt of the season (at Florida)
- Threw for 251 yards on 18-of-33 vs. Georgia (10/8) before leaving with an apparent injury in fourth quarter
- Threw for 342 yards on 21-of-30 with four touchdowns vs. Buffalo (10/1), including 248 yards in the first half alone
- Threw three TDs and for 288 yards on 26-of-48 at #16 Florida (9/17)
- 48 pass attempts at Florida, ninth-most in game at UT
- **Set school-record for completion percentage in a game with 82.9, completing 34-of-41 for career-high 405 yards vs. Cincinnati (9/10)**
- **Became only second player in UT history (P. Manning three times) to throw for 400-plus yards in game with**

#405 vs. Cincinnati. That mark is fourth-most in a game

- Threw four TD passes vs. UC, marking fifth time in seven games that he had at least three TD passes in a game
- Ran for first-career TD, 1-yard rush for five total TDs
- Career-high 34 completions vs. Cincinnati ranks as sixth-most in a game in UT history, three shy of record 37
- Opened 2011 with TD passes on first two attempts of the season: 47 yards to D. Rogers and 81 to J. Hunter vs. Montana. Threw for 293 yards on 17-of-24 with 3 TDs vs. Griz.
- Threw for three TDs vs. Montana, marking fourth time in six career games with three or more TD passes
- Had set a career-high single-game completion percentage vs. Montana, completing 70.8 percent (17-of-24).
- In 2010, set UT freshmen records for completions (125), attempts (224), passing yards (1,849), passing TDs (18)
- Ranked third among freshman D-I quarterbacks in QB rating (142.73) in 2010

>> Full profile on Media Guide Page 86

CAREER STATS

Passing	GP/GS	Com	Att	TD	Int	Yds	Per/G	Long	High Yd
2010	9/5	125	224	18	10	1849	205.4	80-Miss	354-UK
2011	5/5	116	176	14	2	1579	315.8	81-Mon	405-UC
Totals	14/10	241	400	32	12	3428	244.9	81-Mon	405-UC

CAREER HIGHS

Completions	34 vs. Cincinnati, 9/10/11 (6th in UT history)
Attempts	48 at Florida, 9/17/11 (9th in UT history)
Completion Pct.	82.5 vs. Cincinnati, 9/10/11 (1st in UT history)
Yards	405 vs. Cincinnati, 9/10/11 (4th in UT history)
Touchdowns	5 vs. Memphis, 11/6/10 (T-2nd in UT history)
Longest Completion	81 vs. Montana, 9/3/11 (T-9th in UT history)
300-Yard Passing Games	6 (last vs. Buffalo, 10/1/11)
400-Yard Passing Games	1 vs. Cincinnati, 9/10/11

GAME-BY-GAME STATISTICS

2010	Comp	Att	TD	INT	Pct.	Yards	Long
UT Martin	3	6	0	1	50.0	24	9
at Georgia	8	12	0	0	75.0	81	22
Alabama	5	14	0	1	35.7	39	16
South Carolina	9	15	2	1	60.0	159	62
at Memphis	19	33	5	0	57.6	325	42
Mississippi	18	34	3	0	52.9	323	80
at Vanderbilt	16	27	2	2	59.3	232	34
Kentucky	20	38	2	2	52.6	354	49
N. Carolina (bowl)	27	45	4	3	60.0	312	45

2010	Comp	Att	TD	INT	Pct.	Yards	Long
Montana	17	24	3	0	70.8	293	81
Cincinnati	34	41	4	0	82.9	405	33
at Florida	26	48	3	2	54.2	288	22
Buffalo	21	30	4	0	70.0	342	58
Georgia	18	33	0	0	54.5	251	27

#17 BRENT BREWER

DB, 6-1, 215, So., Tyrone, Ga.

- Started 11 games in a row, including five starts in 2011
- Eighth on team with 16 tackles along with 1.5 TFL
- Two tackles vs. Georgia (10/8)
- Racked up four tackles and a TFL at #16 Florida (9/17)
- Tied for team-best six tackles vs. Cincinnati (9/10)
- Had three tackles and a 0.5 TFL vs. Montana (9/3)
- Started last six games at safety, saw action in all 13 in 2010
- One of seven true freshmen to play in every game for UT
- Spent four years in minor league baseball with Mil. Brewers

>> Full profile on Media Guide Page 87

CAREER STATS

Defense	GP/GS	UT	AT	TT	Sack	TFL	FF	FR	PD	Int	High Tk
2010	13/6	20	10	30	0-0	1-1	0	1	3	0-0	8-Miss
2011	5/5	10	6	16	0-0	1.5-3	0	0	0	0-0	4-Fla
Totals	18/11	30	16	46	0-0	2.5-4	0	1	3	0-0	8-Miss

CAREER HIGHS

Tackles	8 vs. Mississippi, 11/13/10
Tackles For Loss	1 vs. Kentucky, 11/27/10 & at Florida, 9/17/11

GAME-BY-GAME

2010	Opp.	U-A-T, Other	2011	Opp.	U-A-T, Other
UT-Martin	0-0-0		Montana	2-1-3, 0.5-2 tfl	
Oregon	0-0-0		Cincinnati	2-4-6	
Florida	0-0-0		at Florida	4-0-4, 1-1 tfl	
UAB	0-0-0		Buffalo	1-0-1	
at LSU	0-0-0		Georgia	1-1-2	
at Georgia	0-0-0				
Alabama	2-4-6				
at S. Carolina	2-2-4, pd				
at Memphis	2-0-2				
Mississippi	5-3-8				
at Vanderbilt	3-0-3				
Kentucky	3-1-4, 1-1 tfl, fr, pd				
UNC (Bowl)	3-0-3, pd				

#78 ALEX BULLARD

OL, 6-2, 309, So.-TR, Franklin

- Started all five games at left guard. Offense averaging 412.0 yards per game, including 327.2 passing
- Part of O-Line that has helped UT to two 500-yard games
- First career start and first UT game, came vs. Montana (9/3) at left guard. Aided UT's 439 yards of total offense
- Earned 2011 Harvey Robinson Off-Season Award, honoring the offensive surprise of spring
- Versatile lineman can play every OL position, transferred to UT after 2 seasons at Notre Dame
- Nashville native played in three games with the Irish before coming home to Tennessee
- Late father, Louis, was offensive lineman with Seattle Seahawks (1978-80) and Jackson State

>> Full profile on Media Guide Page 87

#69 ALLAN CARSON

DL, 6-2, 325, Fr., Oxford, Ala.

- Made debut on defensive line vs. Buffalo (10/1)
- Scout: 3-star (No. 62 DT); ESPN: 2-star (No. 112 DT)
- Named to Team Alabama by the AHSADCA

>> Full profile on Media Guide Page 112

#88 CAMERON CLEAR

TE, 6-6, 265, Fr., Memphis

- Backup tight end has no catches this year in five games. Has also played on special teams coverage
- Debut in opener vs. Montana (9/3), one of 12 true freshmen to see action
- Selected to Offense-Defense All-American Bowl

>> Full profile on Media Guide Page 112

CAREER STATS

Receiving	GP/GS	No	Yds	Avg	Per/G	TD	Long	High Yd
2011	5/0	0	0	0	0	0	0	0

#27 JUSTIN COLEMAN

DB, 5-10, 183, Fr., Brunswick, Ga.

- Started first two games as a true freshman at cornerback
- Has four tackles and a pass breakup in five games overall
- First-career tackles (three) vs. Cincinnati (9/10)
- First true freshman defensive back to start for UT since E. Berry (2007) when he started at left cornerback vs. Montana
- Enrolled in classes in January, participated in spring ball
- 92 tackles and five INTs as a senior in high school

>> Full profile on Media Guide Page 112

CAREER STATS

Defense	GP/GS	UT	AT	TT	Sack	TFL	FF	FR	PD	Int	High Tk
2011	5/2	4	0	4	0-0	0-0	0	0	1	0-0	3-UC

CAREER HIGHS

Tackles	3 vs. Cincinnati, 9/10/11
----------------	---------------------------

GAME-BY-GAME

2011	Opp.	U-A-T, Other
Montana	0-0-0, pd	
Cincinnati	3-0-3	
at Florida	0-0-0	
Buffalo	1-0-1	
Georgia	0-0-0	

#44 MAURICE COUCH

DL, 6-2, 305, So.-RS, Orlando, Fla.

- JUCO transfer has played in five games with eight tackles and 0.5 TFLs
- Three stops, including two solos vs. Buffalo (10/1)
- First-career tackles including 0.5 TFL vs. Cincinnati (9/10)
- Saw first UT action vs. Montana (9/3), had one tackle
- Posted 45 tackles, 12 tackles for loss, three sacks and one forced fumble at Garden City in 2010

>> Full profile on Media Guide Page 112

CAREER STATS

Defense	GP/GS	UT	AT	TT	Sack	TFL	FF	FR	PD	Int	High Tk
2011	5/0	3	5	8	0-0	0.5-0	0	0	0	0-0	3-UC

CAREER HIGHS

Tackles	3 vs. Cincinnati, 9/10/11
----------------	---------------------------

GAME-BY-GAME

2011	Opp.	U-A-T, Other
Montana	0-1-1	
Cincinnati	0-3-3, 0.5-0 tfl	
at Florida	0-0-0	
Buffalo	2-1-3	
Georgia	1-0-1	

#57 MACK CROWDER

OL, 6-2, 275, Fr., Bristol

- True freshman has not played in a game this season
- Enrolled in classes in January, took part in spring workouts
- Rivals: 3-star (No. 14 overall C, No. 8 overall in Tenn.); Scout: 3-star (No. 9 overall C); ESPN: 3-star (No. 7 overall C)
- Earned All-State, All-Northeast Tenn., All-Conference and All-Region honors as a senior in 2010
- Also named to the PrepStar Dream Team as a senior

>> Full profile on Media Guide Page 112

#50 RAIQUES CRUMP

Pronounced (RYE-kwez)

LB, 6-1, 220, So., Birmingham, Ala.

- Played in four games, has four tackles in reserve action
- Two stops at #16 Florida (9/17)
- Made one tackle vs. Montana (9/3) in opener
- Collected 13 tackles in 11 games in 2010
- Fifth on team with eight tackles on special teams in 2010

>> Full profile on Media Guide Page 89

CAREER STATS

Defense	GP/GS	UT	AT	TT	Sack	TFL	FF	FR	PD	Int	High Tk
2010	11/0	11	2	13	0-0	0-0	1	0	0	0-0	6-Mem
2011	4/0	3	1	4	0-0	0-0	0	0	0	0-0	2-Fla
Totals	15/0	14	3	17	0-0	0-0	1	0	0	0-0	6-Mem

CAREER HIGHS

Tackles	6 vs. Memphis, 11/6/10
----------------	------------------------

GAME-BY-GAME

2010	Opp.	U-A-T, Other	2011	Opp.	U-A-T, Other
UT-Martin	DNP		Montana	1-0-1	
Oregon	DNP		Cincinnati	0-1-1	
Florida	0-0-0		at Florida	2-0-2	
UAB	2-0-2		Buffalo	DNP	
at LSU	0-0-0		Georgia	0-0-0	
at Georgia	2-1-3, ff				
Alabama	0-0-0				
at S. Carolina	0-0-0				
at Memphis	5-1-6				
Mississippi	0-0-0				
at Vanderbilt	0-0-0				
Kentucky	0-0-0				
UNC (Bowl)	2-0-2				

#6 VINCENT DALLAS

WR, 5-11, 185, Fr., Ellenwood, Ga.

- Has played in all five games as reserve receiver
- First career catch for six yards at #16 Florida (9/17)
- One of 12 true freshmen to play opener vs. Montana (9/3)
- Enrolled in January classes, participated in spring workouts
- Caught 52 balls for 949 yards and seven TDs as a HS senior

>> Full profile on Media Guide Page 112

CAREER STATS

Receiving	GP/GS	No	Yds	Avg	Per/G	TD	Long	High Yd
2011	5/0	1	6	6.0	1.5	0	6-Fla	6-Fla

CAREER HIGHS

Receptions	1 at Florida, 9/17/11
Receiving Yards	6 at Florida, 9/17/11

GAME-BY-GAME

2011	Opp.	Rec-Yds-TD, Lg
Montana	0-0-0	
Cincinnati	0-0-0	
at Florida	1-6-0, 6	
Buffalo	0-0-0	
Georgia	0-0-0	

#5 MATT DARR

P, 6-1, 221, Fr.-RS, Bakersfield, Calif.

- Punted in five games (four starts), has 11 punts for 39.4 average with three inside 20-yard line
- Landed two balls inside 10-yard line vs. Georgia (10/8) as part of three punts for 42.2 average
- After a 29-yard punt vs. Buffalo (10/1), had a punt blocked, but recovered the ball and rushed 30 yards
- At #16 Florida (9/17) punted three times for 44.0 average
- In debut, punted twice for 34.0 average, long of 37 vs. Montana (9/3)
- Redshirted in 2010, will see time as starting punter in 2011.
- Played in U.S. Army All-American Bowl; MaxPreps All-America 1st team
- Rated as nation's No. 1 punting prospect by punting expert Chris Sailer; Avg. 42.9 yards as senior with long of 71

>> Full profile on Media Guide Page 89

CAREER STATS

Punting	GP/GS	No	Yds	Avg	TB	FC	I20	I10	50+	Blk	Long
2011	5/4	11	433	39.4	2	5	3	2	1	1	52-Fla

CAREER HIGHS

Punts	4 vs. Georgia, 10/8/11
Punting Average	44.0 at Florida, 9/17/11
Long	52 at Florida, 9/17/11

GAME-BY-GAME

2011 Opp.	Punts-Yds-Avg, Lg
Montana	2-68-34.0, 37
Cincinnati	1-35-35.0, 35
at Florida	3-132-44.0, 52
Buffalo	1-29-29.0, 29 1-30 Rushing
Georgia	4-169-42.2, 49 2-I20

#84 BRENDAN DOWNS

TE, 6-5, 237, Fr., Bristol

- True freshman tight end has played in five games with a start
- Three catches for 34 yards on the season
- First career start in a two-tight end set vs. Buffalo (10/1)
- First-career catches with two for 32 yards vs. Cincinnati (9/10)
- Backup tight end college debut in opener vs. Montana (9/3), one of 12 true freshmen to see action
- As a senior in high school, had team-high 34 receptions for 470 yards and four touchdowns

>> Full profile on Media Guide Page 112

CAREER STATS

Receiving	GP/GS	No	Yds	Avg	Per/G	TD	Long	High Yd
2011	5/1	3	34	11.3	6.8	0	21	32-UC

CAREER HIGHS

Receptions	2 vs. Cincinnati, 9/10/11
Receiving Yards	32 vs. Cincinnati, 9/10/11

GAME-BY-GAME

2011 Opp.	Rec-Yards-TD, Long
Montana	0-0-0
Cincinnati	2-32-0, 21
at Florida	0-0-0
Buffalo	0-0-0
Georgia	1-2-0

#25 ART EVANS

DB, 5-11, 180, Sr.-RS, Lakeland, Fla.

- Senior has played in five games with one start with 10 stops
- Had three tackles in each of first three games of season
- Made first start since 10/23/10, at #16 Florida (9/17) and made three tackles including a 14-yard sack of John Brantley
- Three stops for second game in a row vs. Cincinnati (9/10)
- First-career INT, for a 37-yard TD return vs. Montana (9/3) in season opener, Also had three tackles
- Played seven games (six starts), before missing final six games (violation of team rules) in 2010

>> Full profile on Media Guide Page 90

CAREER STATS

Defense	GP/GS	UT	AT	TT	Sack	TFL	FF	FR	PD	Int	High Tk
2008	10/0	0	0	0	0-0	0-0	0	0	0	0-0	-
2009	12/12	24	15	39	0-0	1-1	1	0	3	0-0	5-2x
2010	7/6	9	12	21	0-0	0-0	1	0	1	0-0	8-LSU
2011	5/1	10	0	10	1-14	1-14	0	0	1	1-37	3-3x
Totals	34/19	43	27	70	1-14	2-15	2	0	5	1-37	8-LSU

CAREER HIGHS

Tackles	8 vs. LSU, 10/2/10
Interceptions	1 vs. Montana, 9/3/11
Touchdowns	1 vs. Montana, 9/3/11
Sacks	1 at Florida, 9/17/11

GAME-BY-GAME

2009 Opp.	U-A-T, Other	2010 Opp.	U-A-T, Other
W.Kentucky	0-0-0	UT-Martin	0-1-1
UCLA	1-3-4	Oregon	2-0-2, ff
at Florida	2-1-3	Florida	0-2-2
Ohio	3-2-5	UAB	DNP
Auburn	2-3-5	at LSU	3-5-8
Georgia	4-0-4, 1-1 tfl, ff, pd	at Georgia	1-2-3, pd
at Alabama	1-1-2	Alabama	3-2-5
South Carolina	3-0-3, pd	at S. Carolina	DNP
Memphis	4-0-4, pd	at Memphis	DNP
at Mississippi	0-3-3	Mississippi	DNP
Vanderbilt	1-1-2	at Vanderbilt	DNP
at Kentucky	DNP	Kentucky	DNP
Va. Tech (Bowl)	3-1-4	UNC (Bowl)	DNP

2011 Opp.	U-A-T, Other
Montana	3-0-3, 1-37 int/TD
Cincinnati	3-0-3
at Florida	3-0-3, 1-14 sk, 1-14 tfl
Buffalo	1-0-1
Georgia	0-0-0

#46 CHANNING FUGATE

Pronounced (FEW-get)

FB, 6-1, 250, So., Jackson, Ky.

- Played in five games in 2011 with one start at fullback. Plays on special teams kick-block coverage
- Career-high three catches for 17 yards vs. Montana (9/3) in fourth-consecutive start
- Shared Stucky Hard Knox Award for off-season physical & mental conditioning
- Started five games, one of seven true Fr. to play in every game in 2010

>> Full profile on Media Guide Page 91

CAREER STATS

Receiving	GP/GS	No	Yds	Avg	Per/G	TD	Long	High Yd
2010	13/5	2	21	10.5	1.8	0	17-UK	17-UK
2011	5/1	3	17	5.7	5.7	0	7-Mon	17-Mon
Total	18/6	5	48	9.6	3.0	0	17-UK	17-UK

CAREER HIGHS

Receptions	3 vs. Montana, 9/3/11
Receiving Yards	17 vs. Kentucky, 11/27/10 & vs. Montana, 9/3/11

#72 ZACH FULTON

OL, 6-5, 330, So., Homewood, Ill.

- Started last seven consecutive games at right guard including five this season. Has started 10 games overall.
- Helped offense to 412.0 yards of offense per game in 2011, including two games with 500-plus yards
- Has started 10 of last 12 games dating to 2010
- In 2010, saw action at right guard in 12 games, including three consecutive starts beginning with the Alabama game, before missing the Mississippi contest with an ankle injury
- Younger brother of current Washington Redskins lineman Xavier Fulton

>> Full profile on Media Guide Page 91

#73 DARIN GOOCH

OL, 6-2, 301, Jr., Reno, Nev.

- Saw late action vs. Montana (9/3) and Buffalo (10/1)
- Played in 10 of 13 games, including six consecutive starts at center in 2010
- Transferred from Butte (Calif.) Junior College; Started all 11 games at center and helped Butte to 8-3 record in 2009

>> Full profile on Media Guide Page 91

#24 ERIC GORDON

DB, 5-9, 185, So.-RS, Nashville

- Played in five games in 2011 with nine total tackles
- Racked up three early tackles vs. Georgia (10/8), two TFLs
- Tied for team-best four solo tackles in Montana (9/3) game
- One of eight freshmen to play in every game for UT in '10
- Led UT freshmen with 47 tackles; in 2010

>> Full profile on Media Guide Page 92

CAREER STATS

Defense	GP/GS	UT	AT	TT	Sack	TFL	FF	FR	PD	Int	High Tk
2010	13/6	32	15	47	0-0	1.5-3	0	0	3	2-46	6-2x
2011	5/0	9	0	9	0-0	3-6	0	0	0	0-0	4-Mon
Totals	18/6	41	15	56	0-0	4.5-9	0	0	3	2-46	6-2x

CAREER HIGHS

Tackles	6 at South Carolina, 10/30/10 & vs. Memphis, 11/6/10
Tackles For Loss	2 vs. Georgia, 10/8/11
Interceptions	1 vat Memphis, 11/6/10 & vs. Mississippi, 11/13/10
Interception Yards	46 vs. Mississippi, 11/13/10

GAME-BY-GAME

2010 Opp.	U-A-T, Other	2011 Opp.	U-A-T, Other
UT-Martin	1-0-1	Montana	4-0-4, 1-2, tfl
Oregon	1-0-1	Cincinnati	1-0-1
Florida	4-1-5, 1-3 tfl	at Florida	1-0-1
UAB	1-3-4, pd	Buffalo	0-0-0
at LSU	1-3-4, 0.5-0 tfl	Georgia	3-0-3, 2-4 tfl
at Georgia	2-1-3		
Alabama	4-1-5		
at S. Carolina	6-0-6		
at Memphis	6-0-6, 1-0 int, pd		
Mississippi	6-0-6, 1-46 int, pd		
at Vanderbilt	3-0-3		
Kentucky	2-1-3		
UNC (Bowl)	1-3-4		

#59 NICK GUESS

LS, 6-3, 230, Sr.-RS, Knoxville

- Served as "starting" long snapper in last 18 games
- Snapped on all kicks in 2011 including 19-of-20 PATs

- Primary deep snapper for Vols in all 13 game in 2010
- Ranked by Ray Guy's ProKicker.com as nation's No. 3 long snapper for high school graduating class of 2007.
- High school teammate of fellow senior Shane Reveiz

>> Full profile on Media Guide Page 92

#76 DANIEL HOOD

DL, 6-4, 293, So.-RS, Knoxville

- Started all five games in 2011, first career starts with six tackles
- One tackle in each of first four games
- Made two stops vs. Georgia (10/8)
- First-career start came vs. Montana (9/3), made one tackle from nose tackle position
- Switched to the DL after spending freshman year as an OL
- Named UT's def. surprise of spring, earning the Spiva Off-Season Award
- Played in six games as a redshirt freshman on OL, including last five

>> Full profile on Media Guide Page 92

CAREER STATS

Defense	GP/GS	UT	AT	TT	Sack	TFL	FF	FR	PD	Int	High Tk
2010	6/0	0	0	0	0-0	0-0	0	0	0	0-0	-
2011	5/5	2	4	6	0-0	0-0	0	0	0	0-0	2-UGa
Totals	11/5	2	4	6	0-0	0-0	0	0	0	0-0	2-UGa

CAREER HIGHS

Tackles	2 vs. Georgia, 10/8/11
----------------	------------------------

GAME-BY-GAME

2011 Opp.	U-A-T, Other
Montana	0-1-1
Cincinnati	0-1-1
at Florida	1-0-1
Buffalo	1-0-1
Georgia	0-2-2

#11 JUSTIN HUNTER

WR, 6-4, 200, So., Virginia Beach, Va.

- Suffered season-ending torn ACL in left knee at #16 Florida (9/17), underwent surgery and looks to return in spring
- Finished year with 17 catches for 314 yards (18.5 yards per catch and 104.7 yards per game)
- Until fourth week of season, led SEC in receiving yards per game (104.7) and ranked second to teammate Da'Rick Rogers in catches per game (5.67)
- Prior to injury, ranked 12th in the NCAA/first in SEC in receptions/game (8.0) and 10th/1st in SEC in receiving yards/game (151.0)
- Was leading UT in receiving with 16 catches for 302 yards (8.0 catches per game and 151.0 yards per game) in first two games
- **Set UT record for most receiving yards in first two games of a season with 302 in first two this year**
- Has set new career-highs for catches and yards in each of the first two games this season
- **Part of duo with Da'Rick Rogers to have the first-ever game where two UT receivers made 10 catches in same game, vs. Cincinnati (9/10)**
- **Part of duo to have 100 receiving yards in back-to-back games for just the second time in UT history**

- Posted career-highs with 10 catches for 156 yards, including a 33-yard TD pass from Bray vs. Cincinnati (9/10). Also blocked a field goal on special team
- Set then career-highs with six catches for 146 yards and 81-yd TD vs. Montana (9/3)
- 81-yard reception tied for ninth-longest in UT history
- 81-yard TD was the second-career 80-plus yard pass from Tyler Bray to Hunter, marking just the third duo in UT history with two 80-plus yard connections in history
- Along with Da'Rick Rogers (100 yds) became first duo with 100-receiving yards in a game since 2007
- 2010 Coaches All-SEC Freshman Team honors
- Set UT Freshmen record with 7 TD catches, as 5 of 7 came in final 5 gms of 2010
- First among all FBS WR in TD catches by a freshman
- Track & Field Indoor All-American in long jump (25-4 1/2)

>> Full profile on Media Guide Page 93

CAREER STATS

Receiving	GP/GS	No	Yds	Avg	Per/G	TD	Long	High Yd
2010	13/2	16	415	25.9	31.9	7	80-Miss	114-Miss
2011	3/3	17	314	18.5	104.7	2	81-Mon	156-UC
Totals	15/4	32	717	22.4	47.8	9	81-Mon	156-UC

CAREER HIGHS

Receptions	10 vs. Cincinnati, 9/10/11
Receiving Yards	156 vs. Cincinnati, 9/10/11
Touchdowns	2 vs. Mississippi, 11/13/10
100-Yard Games	4 (last 156 vs. Cincinnati, 9/10/11)

GAME-BY-GAME

2010 Opp.	Rec-Yds-TD, Lg	2011 Opp.	Rec-Yds-TD, Lg
UT Martin	0-0-0	Montana	6-146-1, 81
Oregon	1-31-0, 31	Cincinnati	10-156-1, 33 Blk FG
Florida	3-60-1, 35	at Florida	1-12-0, 12
UAB	1-minus 2-0	Buffalo	DNP
at LSU	1-37-0, 37	Georgia	DNP
at Georgia	4-110-1, 38		
Alabama	0-0-0		
South Carolina	0-0-0		
at Memphis	1-42-1, 42		
Mississippi	3-114-2, 80		
at Vanderbilt	1-15-1, 15		
Kentucky	0-0-0		
N. Caro. (Bowl)	1-8-1, 8		

#97 MALIK JACKSON

DL, 6-5, 270, Sr.-TR, Northridge, Calif.

- Started five games at def. tackle with 20 tackles in 2011
- Fifth on team in total tackles, tops among linemen
- Season-best six tackles vs. Georgia (10/8) with a TFL
- Made three tackles including 1.5 TFLs vs. Buffalo (10/1)
- Racked up five tackles and 0.5 TFL at #16 Florida (9/17)
- Three tackles for second game in row vs. Cincinnati (9/10)
- Opened with three tackles and QB Hurry vs. Montana (9/3)
- On three preseason award watch lists: Lombardi, Outland, Nagurski
- Earned Coaches and Media All-SEC First Team honors
- Led team with 11 tackles for loss & was second with five sacks in 2010
- Final 8 games of 2010: 36 tackles, 10 TFLs, 5 sacks, 3 QBHs, 4 PDs defended and an interception.

>> Full profile on Media Guide Page 94

CAREER STATS

Defense GP/GS	UT	AT	TT	Sack	TFL	FF	FR	PD	Int	High Tk
2008 USC	8/0	4	0	4	2-8	2-8	1	0	1	0-0
2009 USC	13/0	11	7	18	3.5-22	3.5-22	1	0	3	0-0
2010	13/12	29	19	48	5-28	11-42	1	1	5	1-44
2011	5/5	10	10	20	0-0	3-4	0	0	3	0-0
Totals	39/17	54	36	90	10.5-58	19.5-77	3	1	11	1-44

CAREER HIGHS

Tackles	8 vs. Memphis, 11/6/10
Sacks	2 vs. Memphis, 11/6/10
Tackles For Loss	3 vs. Memphis, 11/6/10

GAME-BY-GAME

2008 (USC)	U-A-T, Other	2009 (USC)	U-A-T, Other
at Virginia	2-0-2, 1-5 sk, 1-5 tfl, ff	San Jose St.	0-1-1
Ohio State	0-0-0	at Ohio State	1-1-2
at Ore. State	DNP	at Wash.	0-0-0, pd
Oregon	1-0-1, 1-3 sk, 1-3 tfl	Wash. State	3-0-3, 1-5 sk, 1-5 tfl
Ariz. State	0-0-0	at California	1-1-2, 0.5-3 sk, 0.5-3 tfl
at Wash. State	0-0-0	at Notre Dame	0-1-1
at Arizona	DNP	Oregon State	1-0-1, 1-8 sk, 1-8 tfl, pd
Washington	0-0-0	at Oregon	0-0-0
California	DNP	at Ariz. State	2-0-2, 1-6 sk, 1-6 tfl, ff, pd
at Stanford	1-0-1	Stanford	0-0-0
Notre Dame	0-0-0, pd	UCLA	2-1-3
at UCLA	DNP	Arizona	0-1-1
Penn St. (Bowl)	DNP	BC (Bowl)	1-2-3

2010 Opp.	U-A-T, Other	2011 Opp.	U-A-T, Other
UT-Martin	0-1-1	Montana	1-2-3, qh
Oregon	1-1-2	Cincinnati	1-2-3, pd, qh
Florida	2-1-3, pd	at Florida	3-2-5, 0.5 tfl
UAB	2-1-3, 1-3 tfl	Buffalo	1-2-3, 1.5 tfl
at LSU	1-2-3, ff, fr	Georgia	4-2-6, 1-1 tfl
at Georgia	0-1-1		
Alabama	1-5-6, 0.5-0 tfl, pd		
at S. Carolina	5-1-6, 1-2 sk, 2-5 tfl		
at Memphis	7-1-8, 2-13 sk, 3-15 tfl, 1-44int, pd		
Mississippi	3-0-3, 1-7 sk, 1-7 tfl		
at Vanderbilt	3-1-4, 1-6 sk, 2.5-11 tfl		
Kentucky	3-3-6, 1-1 tfl, pd		
UNC (Bowl)	1-1-2, pd		

#68 MARCUS JACKSON

OL, 6-2, 326, Fr., Vero Beach, Fla.

- Played in all five games as a true freshman in 2011
- Part of field goal/PAT offensive line unit
- Made college debut vs. Montana (9/3) seeing action on the line, also played on special teams
- Enrolled in classes in January, participated in spring workouts; Under Armour All-America

>> Full profile on Media Guide Page 113

#70 JA'WUAN JAMES

OL, 6-6, 324, So., Suwanee, Ga.

- Started all 18 games of his college career, all at right tackle
- Part of an offense that has averaged 412.0 yards per game
- UT has gained more than 500 yards in two of four games
- Earned Coaches' All-SEC Freshman Team honors
- One of 10 Vols to start every game and one of just four to see action in every quarter in 2010
- Started all games at RT; Also one of seven true freshmen to play in every game last season

>> Full profile on Media Guide Page 95

#45 A.J. JOHNSON

LB, 6-2, 245, Fr., Gainesville, Ga.

- Played in all five games in 2011 in true freshman season, starting three times
- Tied with fellow frosh Curt Maggitt for third on team with 21 tackles, 2.0 TFLs, a forced fumble and recovery
- Racked up four tackles vs. Georgia (10/8)
- Second on team with six tackles and a TFL vs. Buffalo (10/1)
- Tied for team lead in tackles with seven at #16 Florida (9/17), also forced a fumble and recovered it
- Three tackles and 0.5 TFL in start in first college game vs. Montana (9/3). One of 12 true freshmen to play in opener
- Along with Curt Maggitt, believed to be first true freshman to start at LB for UT in season opener

>> Full profile on Media Guide Page 113

CAREER STATS

Defense GP/GS	UT	AT	TT	Sack	TFL	FF	FR	PD	Int	High Tk
2011	5/3	9	12	21	0-0	2-2	1	1	0	0-0

CAREER HIGHS

Tackles	7 at Florida, 9/17/11
Forced Fumble/Fumble Recovery	1 at Florida, 9/17/11
Tackles for Loss	1 vs. Buffalo, 10/1/11

GAME-BY-GAME

2011 Opp.	U-A-T, Other
Montana	0-3-3, 0.5-0 tfl
Cincinnati	0-1-1, 0.5-0 tfl
at Florida	7-0-7, ff, fr
Buffalo	1-5-6, 1-1 tfl
Georgia	1-3-4

#40 AUSTIN JOHNSON

LB, 6-2, 240, Sr., Hickory, N.C.

- Starting middle linebacker for the first time in career
- Leads UT in tackles with 34 in five games, all starts
- Has 1.5 TFLs and two quarterback hurries
- Career-high 11 tackles to tie for team-lead vs. Georgia (10/8)
- Second on team with six tackles vs. Buffalo (10/1)
- Tied for team lead in stops at #16 Florida (9/17) with seven
- Tied for team lead with six tackles vs. Cincinnati (9/10)
- First-career start came in opener vs. Montana (9/3), made four tackles
- Fourth among UT LB with 44 tackles in first yr at LB in 2010
- One of four Vols to see action in every single quarter in '10
- Shared Stucky Hard Knox Award for off-season physical & mental conditioning

>> Full profile on Media Guide Page 96

CAREER STATS

Defense GP/GS	UT	AT	TT	Sack	TFL	FF	FR	PD	Int	High Tk
2008	6/0	0	0	0	0-0	0-0	0	0	0	0-0
2009	12/0	1	0	1	0-0	0-0	0	0	0	1-SC
2010	13/0	22	22	44	0-0	3.5-12	1	1	1	0-0
2011	5/5	19	15	34	0-0	1.5-2	0	0	0	0-0
Totals	36/5	42	37	79	0-0	4.5-14	1	1	1	1-0

CAREER HIGHS

Tackles	11 vs. Georgia, 10/8/11
10-Tackle Games	1 vs. Georgia, 10/8/11
Tackles For Loss	1.5 vs. UT Martin, 9/4/10
Interceptions	1 vs. UT Martin, 9/4/10

GAME-BY-GAME

2010 Opp.	U-A-T, Other	2011 Opp.	U-A-T, Other
UT-Martin	3-2-5, 1-0 int, 1.5-6 tfl, pd	Montana	2-2-4, 0.5-1 tfl, qh
Oregon	1-3-4	Cincinnati	3-3-6, qh
Florida	1-0-1	at Florida	6-1-7, 1-2 tfl, qh
UAB	3-6-9	Buffalo	3-3-6
at LSU	0-1-1	Georgia	5-6-11
at Georgia	2-4-6, 1-1 tfl		
Alabama	2-4-6		
at S. Carolina	1-0-1		
at Memphis	1-1-2		
Mississippi	4-1-5, 1-5 tfl		

at Vanderbilt	2-0-2
Kentucky	0-0-0
UNC (Bowl)	2-0-2

#4 MARLIN LANE

TB/PR, 6-0, 205, Fr., Daytona Beach, Fla.

- True freshman has run for 96 yards and has 12 catches for 141 yards in five games as a reserve tailback.
- Also has seven punt returns for 36 yards
- Scored touchdowns in each of his first three college games, the first UT player to do so since Reggie Cobb in 1987, who scored TD in first five games of that season
- Gained 92 all-purpose yards vs. Georgia (10/8) with 84 receiving yards on career-high six catches along with eight rushing yards
- Ran for 28 yards and caught two passes for 15 yards vs. Buffalo (10/1)
- Caught an 8-yard TD pass as part of 26 receiving yards at #16 Florida (9/17). Also ran for nine yards and returned two punts for 13 yards
- Third TD in two games after a 2-yard rushing score vs. Cincinnati (9/10). Totaled 16 yards on eight carries vs. UC
- Ran for 35 yards (1-yd TD run), Caught two passes for 16 yards with 9-yd TD rec. vs. Montana (9/3) in college debut
- First UT freshman with 2 TDs in debut since Corey Larkins in 2001 vs. Syracuse
- Rivals, Scout, ESPN: 4-star recruit (No. 23 RB, No. 38 overall in Florida)
- Coming off ACL surgery as a Sr, played in five gms rushed for 601 yards and six touchdowns on 45 carries (13.4 yards per carry)
- Participated in the Team USA vs. The World game for the U.S. Under-19 national football team

>> Full profile on Media Guide Page 113

CAREER STATS

Rushing	GP/GS	No	Yds	Avg	Per/G	TD	Long	High Yd
2011	5/0	37	96	2.5	19.2	2	18-Mon	35-Mon
Receiving	GP/GS	No	Yds	Avg	Per/G	TD	Long	High Yd
2011	5/0	12	141	11.8	28.2	2	27-UGa	84-UGa
Punt Returns	GP/GS	No	Yds	Avg	Per/G	TD	Long	High Yd
2011	4/3	7	36	5.1	9.0	0	9-Mon	23-Mon

CAREER HIGHS

Rushes	10 vs. Montana, 9/3/11
Rushing Yards	35 vs. Montana, 9/3/11
Receptions	6 vs. Georgia, 10/8/11
Receiving Yards	84 vs. Georgia, 10/8/11
Touchdowns	2 vs. Montana, 9/3/11
Punt Returns	4 vs. Montana, 9/3/11
Punt Return Yards	23 vs. Montana, 9/3/11

GAME-BY-GAME

2011 Opp.	Rush-Yds-TD, Lg	Rec-Yds-TD, Lg	PR-Yds-TD, Lg
Montana	10-35-1, 18	2-16-1, 9	4-23-0, 9
Cincinnati	8-16-1, 10	0-0-0	1-0-0, 0
at Florida	5-9-0, 5	2-26-1, 18	2-13-0, 8
Buffalo	7-28-0, 9	2-15-0, 17	0-0-0
Georgia	7-8-0, 8	6-84-0, 27	0-0-0

#18 IZAUEA LANIER

Pronounced (Eye-ZAY-uh)

DB, 6-1, 190, So.-RS, Gordo, Ala.

- Played in all five games with two starts and has 10 tackles
- Career-high four tackles vs. Georgia (10/8)
- First-career start vs. Buffalo (10/1), had tackle and break-up
- Two tackles at #16 Florida (9/17)
- Debut vs. Montana (9/3) in DB packages and special teams
- Rivals: 4-star (No. 16 overall junior college); Scout: 3-star
- JUCO All-America, All-Conference and All-Region honors at E. Miss. in 2009
- As a freshman at East Mississippi, totaled 66 tackles, nine pass breakups and four interceptions

>> Full profile on Media Guide Page 113

CAREER STATS

Defense GP/GS	UT	AT	TT	Sack	TFL	FF	FR	PD	Int	High Tk
2011	5/2	7	3	10	0-0	0-0	0	0	1	0-0

CAREER HIGHS

Tackles	4 vs. Georgia, 10/8/11
Pass Break-Up	1 vs. Buffalo, 10/1/11

GAME-BY-GAME

2011 Opp.	U-A-T, Other
Montana	0-0-0
Cincinnati	1-2-3
at Florida	2-0-2
Buffalo	1-0-1, pd
Georgia	3-1-4

#56 CURT MAGGITT

Pronounced (muh-JITT)

LB, 6-3, 215, Fr., W. Palm Beach, Fla.

- Played all five games, started four games at SLB as a true freshman, stands tied for third on team with 21 tackles
 - Two stops vs. Georgia (10/8)
 - Led team in tackles with seven vs. Buffalo (10/1)
 - Racked up six tackles including 0.5 TFL at #16 Florida (9/17)
 - Second game in a row with three tackles vs. Cincinnati (9/10). Also had a half-sack for six yards
 - In college debut made three tackles vs. Montana (9/3)
 - Believed to be first true freshman, along with A.J. Johnson, to start at linebacker for UT in season opener
- >> Full profile on Media Guide Page 113

CAREER STATS

Defense	GP/GS	UT	AT	TT	Sack	TFL	FF	FR	PD	Int	High Tk
2011	5/4	11	10	21	0.5/6	1.5/8	0	0	0	0/0	6-Fla

CAREER HIGHS

Tackles 7 vs. Buffalo, 10/1/11

GAME-BY-GAME

2011	Opp.	U-A-T, Other
Montana	3-0-3	
Cincinnati	0-3-3, 0.5-6 sk, 0.5-6 tfl	
at Florida	3-3-6, 0.5-2 tfl, qh	
Buffalo	5-2-7, 0.5-0 tfl	
Georgia	0-2-2	

#99 BEN MARTIN

DL, 6-4, 265, Sr.-RS, Cincinnati, Ohio

- Started first two games at defensive end, played five in 2011
 - Has five tackles and a pass defended
 - Made three tackles vs. Georgia (10/8)
 - Returned to action vs. Montana after redshirt yr. w/ pair of torn Achilles injuries. Suffered 1st injury in Aug. 2010, then Feb. 2011 to other leg
 - Made two tackles in return to action vs. Montana (9/3)
 - In 2009, compiled 3.5-32 sacks; Started final 11 games
 - Only member of team to have played as far back as 2007
- >> Full profile on Media Guide Page 97

CAREER STATS

Defense	GP/GS	UT	AT	TT	Sack	TFL	FF	FR	PD	Int	High Tk
2007	8/0	2	5	7	0-0	0-0	0	0	0	0-0	2-3x
2008	12/0	13	5	18	1-3	2-9	1	0	0	0-0	3-2x
2009	13/11	20	18	38	3.5-32	4.5-33	2	0	3	0-0	7-Miss
2011	5/2	3	2	5	0-0	0-0	0	0	1	0-0	3-UGa
Totals	37/14	38	30	68	4.5-35	6.5-42	3	0	4	0-0	7-Miss

CAREER HIGHS

Tackles	7 at Mississippi, 11/14/09
Tackles For Loss	1 (6x vs. Memphis, 11/7/09)
Sacks	1 (4x vs. Memphis, 11/14/09)

GAME-BY-GAME

2007	Opp.	U-A-T, Other	2008	Opp.	U-A-T, Other
at California	DNP		at UCLA	0-0-0	
So. Miss	DNP		UAB	1-0-1	
at Florida	1-0-1		Florida	1-1-2	
Ark. State	1-1-2		at Auburn	2-0-2, 1-3 sk, 1-3 tfl	
Georgia	0-2-2		Northern Ill.	0-0-0	
at Miss. State	DNP		at Georgia	2-0-2	
at Alabama	0-0-0		Miss State	2-0-2, ff	
So. Carolina	DNP		Alabama	2-1-3, 1-6 tfl	
La.-Lafayette	0-2-2		at So. Carolina	2-1-3	
Arkansas	0-0-0		Wyoming	1-1-2	
at Kentucky	0-0-0		at Vanderbilt	0-0-0	
LSU (SEC Ch.)	0-0-0		Kentucky	0-1-1	
Wisc. (Bowl)	DNP				

2009	Opp.	U-A-T, Other	2011	Opp.	U-A-T, Other
Western Ky.	1-0-1, 1-7 sk, 1-7 tfl, pd	Montana	1-1-2, pd		
UCLA	0-1-1	Cincinnati	0-0-0		
at Florida	1-1-2, 1-14 sk, 1-14 tfl, pd	at Florida	0-0-0		
Ohio	3-1-4, 1-1 tfl	Buffalo	0-0-0		
Auburn	0-1-1	Georgia	2-1-3		
Georgia	0-3-3				
at Alabama	1-3-4				
So. Carolina	1-1-2				
Memphis	1-2-3, 1-8 sk, 1-8 tfl, ff				
at Mississippi	4-3-7, 0.5-3 sk, 0.5-3 tfl				
Vanderbilt	1-2-3				
at Kentucky	3-0-3, ff, pd				
Va. Tech (Bowl)	4-0-4				

#80 COREY MILLER

DL, 6-3, 265, So., Wellford, S.C.

- Played in five games in 2011 with 12 tackles and two TFLs
 - One stop for a three-yard TFL vs. Georgia (10/8)
 - Three tackles vs. Buffalo (10/1)
 - Recorded a TFL for four yards at #16 Florida (9/17)
 - Set career-high with five tackles vs. Cincinnati (9/10)
 - Two tackles in opener vs. Montana (9/3)
 - Played in every game in 2010 and opener in 2011
 - One of seven true frosh to play every game for UT in 2010
- >> Full profile on Media Guide Page 98

CAREER STATS

Defense	GP/GS	UT	AT	TT	Sack	TFL	FF	FR	PD	Int	High Tk
2010	13/2	6	7	13	1/6	2/8	0	0	0	0/0	3-Miss
2011	5/0	8	4	12	0/0	2/7	0	0	0	0/0	5-UC
Totals	18/2	14	11	25	1/6	4/15	0	0	0	0/0	5-UC

CAREER HIGHS

Tackles	5 vs. Cincinnati, 9/10/11
Sacks	1 vs. Mississippi, 11/13/10

GAME-BY-GAME

2010	Opp.	U-A-T, Other	2011	Opp.	U-A-T, Other
UT-Martin	0-0-0		Montana	1-1-2	
Oregon	0-2-2		Cincinnati	2-3-5	
Florida	0-0-0		at Florida	1-0-1, 1-4 tfl	
UAB	1-0-1, 1-2 tfl		Buffalo	3-0-3	
at LSU	1-1-2		Georgia	1-0-1, 1-3 tfl	
at Georgia	0-1-1				
Alabama	1-1-2				
at S. Carolina	0-1-1				
at Memphis	1-0-1				
Mississippi	2-1-3, 1-6 sk, 1-6 tfl				
at Vanderbilt	0-0-0				
Kentucky	0-0-0				
UNC (Bowl)	0-0-0				

#85 MATT MILTON

WR, 6-5, 210, So., Mascoutah, Ill.

- Played in three games in 2011, seven in career
 - Made first career catch at #16 Florida (9/17), 12-yard catch
 - Played late in win over Montana (9/3)
 - Saw action in four games, including his first career appearance at LSU in 2010
 - Practiced with Vols during mid-December lead in to Chick-fil-A Bowl, then enrolled at UT in January and participated in spring drills in Winter 2009-10
- >> Full profile on Media Guide Page 98

CAREER STATS

Receiving	GP/GS	No	Yds	Avg	Per/G	TD	Long	High Yd
2010	4/0	0	0	0	0	0	0	0
2011	3/0	1	12	12.0	6.0	0	12-Fla	12-Fla
Totals	7/0	1	12	12.0	6.0	0	12-Fla	12-Fla

CAREER HIGHS

Receptions	1 at Florida (9/17/10)
Receiving Yards	12 at Florida (9/17/10)

#42 NIGEL MITCHELL-THORNTON

LB, 6-1, 235, Jr., Stone Mountain, Ga.

- Played in first four games in 2011 as a reserve linebacker and on special teams coverage
 - Played late in Montana (9/3) win, had a tackle
 - 2010 Academic All-SEC; Played career-high 10 games
 - All five tackles came on special teams in 2010
- >> Full profile on Media Guide Page 99

CAREER STATS

Defense	GP/GS	UT	AT	TT	Sack	TFL	FF	FR	PD	Int	High Tk
2009	8/0	5	4	9	0/0	1/3	0	0	0	0/0	5-Ohio
2010	10/0	2	3	5	0/0	0/0	0	0	0	0/0	1-4x
2011	4/0	0	1	1	0/0	0/0	0	0	0	0/0	1-Mon
Totals	22/0	7	8	15	0/0	1/3	0	0	0	0/0	5-Ohio

CAREER HIGHS

Tackles	5 vs. Ohio, 9/26/09
----------------	---------------------

#3 BYRON MOORE

DB, 6-1, 205, So.-RS, Carson, Calif.

- Played in four games in debut season at Tennessee in 2011
- First tackle of the season vs. Buffalo (10/1)
- Tennessee debut vs. Montana (9/3), no tackles
- Transferred from Los Angeles Harbor C.C., spent 2009 season as a redshirt at USC
- Named Defensive Player of the Year in the Central Division-Western Conference of the Southern California Football As-

sociation; totaled 42 tackles and nine interceptions (2 TDs)

>> Full profile on Media Guide Page 114

CAREER STATS

Defense	GP/GS	UT	AT	TT	Sack	TFL	FF	FR	PD	Int	High Tk
2011	4/0	1	0	1	0-0	0-0	0	0	0	0-0	1-Buf

#20 RAJION NEAL

Pronounced (RAY-zhon)

TB/WR, 5-11, 210, So., Fayetteville, Ga.

- Carried 10 times for 44 yards and has one catch for 14 yards and a touchdown in four games in 2011
 - Scored first-career TD on a 20-yard run, also had first catch of the season vs. Buffalo (10/1)
 - Gained 10 yards on three carries vs. Cincinnati (9/10)
 - Saw late action vs. Montana (9/3), gained seven yards on two carries
 - Played 10 games as freshman as second RB in six games
 - Rushed 46 times for 197 yards and caught seven passes for 100 yards
- >> Full profile on Media Guide Page 99

CAREER STATS

Rushing	GP/GS	No	Yds	Avg	Per/G	TD	Long	High Yd
2010	10/0	46	197	4.3	19.7	0	40-UTM	79-UTM
2011	4/0	10	44	4.6	11.0	1	20-Buf	20-Buf
Total	14/0	56	241	4.3	17.2	1	40-UTM	79-UTM

Receiving	GP/GS	No	Yds	Avg	Per/G	TD	Long	High Yd
2010	10/0	7	100	14.3	10.0	0	58-UGA	70-UGA
2011	4/0	1	14	14.0	4.7	0	14-Buf	14-Buf
Totals	14/0	8	114	14.3	8.8	0	58-UGA	70-UGA

CAREER HIGHS

Rush Attempts	9 (2x, last vs. North Carolina, 12/30/10)
Rushing Yards	79 vs. UT Martin, 9/4/10
Receptions	3 vs. Georgia, 10/9/10
Receiving Yards	70 vs. Georgia, 10/9/10
Touchdowns	1 vs. Buffalo, 10/1/11

GAME-BY-GAME

2010	Opp.	Run-Yds-TD / Rec-Yd	2011	Opp.	Run-Yds-TD / Rec-Yd
UT-Martin	9-79-0		Montana	2-7-0, 4	
Oregon	2-2-0		Cincinnati	3-10-0, 12	
Florida	DNP		at Florida	0-0-0	
UAB	4-20-0		Buffalo	3-20-1, 20 / 1-14-0	
at LSU	0-0-0		Georgia	2-7-0, 11	
at Georgia	2-3-0 / 3-70-0				
Alabama	6-36-0 / 2-29-0				
at S. Carolina	6-16-0 / 1-(6)-0				
at Memphis	4-14-0				
Mississippi	4-(-1)-0				
at Vanderbilt	DNP				
Kentucky	DNP				
UNC (Bowl)	9-28-0 / 1-7				

#1 MICHAEL PALARDY

PK/P, 5-11, 176, So., Coral Springs, Fla.

- Starting placekicker, has 37 points on 19-of-20 PATs and is 6-of-9 on field goals. Also punted three times for 40.0 avg
 - 29 kickoffs for 64.5 average including four touchbacks
 - Made career-long 43-yard field goal along with 28-yarder vs. Georgia (10/8). Also attempted 51-yarder which was wide right for second-longest attempt of career
 - Connected on pair of 28-yard field goals vs. Buffalo (10/1)
 - Kicked 20-yard field goal and punted for 39 yards at #16 Florida (9/17)
 - Recovered his own onside kick vs. Cincinnati (9/10)
 - 37-yard field goal along with six PATs vs. Cincinnati (9/10)
 - Kicked six PATs in opener vs. Montana (9/3)
 - Punted twice vs. Montana for 40.5 average, long of 44
 - Kicked seven times for 64.6 average with one touchback in opener vs. Montana
 - Tied for third in UT annals for season field goal percentage (.714) in 2011 with minimum five made (5-of-7) in 2010
 - Converted 13-of-14 PATs as a true freshman in 2010
 - Served as kicker while Daniel Lincoln was injured in 2010
 - Handled kickoff duties for most of the 2010 season, including five starts in that role.
- >> Full profile on Media Guide Page 100

CAREER STATS

Kicking	G/S	FG	FGA	Pct.	PAT	PTS	0-29	30-39	40-49	50+	LONG
2010	11/6	5	7	71.4	13-14	28	1-1	4-4	0-1	0-1	39-SC
2011	5/5	6	9	66.7	19-20	37	4-4	1-2	1-2	0-1	43-Ga
Totals	16/11	11	16	68.6	32-34	65	5-5	5-6	1-3	0-2	43-Ga

Punting	GP/GS	No	Yds	Avg	TB	FC	I20	I10	50+	Blk	Long
2010	11/0	4	157	39.2	0	1	0	0	1	0	51-LSU
2011	5/1	3	120	40.0	0	1	0	0	0	1	44-Mon
Totals	16/1	7	277	39.6	0	2	0	0	1	1	51-LSU

CAREER HIGHS

Field Goals Made	3 vs. Memphis, 11/6/10
Field Goals Attempted	3 vs. Memphis, 11/6/10 & vs. Georgia, 10/8/11
Longest Conversion	43 vs. Georgia, 10/8/11
Longest Attempt	52 vs. Alabama, 10/23/10
Punts	3 vs. Kentucky, 11/27/10
Punting Average	51.0 vs. LSU, 10/2/10
Long	51 vs. LSU, 10/2/10

GAME-BY-GAME

2010	Opp.	FG-FGA, Seq.	PATs	Punts-Yds-Avg, Lg
at LSU	0-1, 45	2-2	1-51-51.0, 51	
at Georgia	0-0	2-2		
Alabama	1-2, (33) 52	1-1		
at So. Carolina	1-1 (39)	3-3		
at Memphis	3-3 (24) (32) (33)	5-6		
Kentucky	0-0	0-0	3-106-35.3, 46	
2011	Opp.	FG-FGA, Seq.	PATs	Punts-Yds-Avg, Lg
Montana	0-0	6-6	2-81-40.5, 44	
Cincinnati	1-2, 43 (37)	6-6	0-0	
at Florida	1-2, 37 (20)	2-2	1-39-39.0, 39 Blk	
Buffalo	2-2, (28) (28)	5-5	0-0	
Georgia	2-3, 51 (28) (43)	0-1	0-0	

#28 TAUREN POOLE

Pronounced (TOR-in)

TB, 5-10, 215, Sr., Toccoa, Ga.

- Lone senior starting on offense, one of just 13 on the roster
- Leading rusher with 325 yards in five games (65.0 per game) with a touchdown. Also six catches for 75 yards
- Eighth-career 100-yard game, second of 2011 with 101 vs. Buffalo (10/1) on 17 carries, also made a 32-yard reception
- Seventh-career 100-yard rushing game with 101 vs. Cincinnati (9/10) on 21 carries
- Ran for 98 yards including 8-yd. TD vs. Montana (9/3) on career-high tying 24 carries
- Preseason watch lists for Walker, Maxwell, Lowe's Senior CLASS Award
- All-SEC Preseason Third Team; 2010 All-SEC Hon. Mention
- Six 100-yard rushing games tied for 2010 SEC lead
- Career-high 162 rushing yards vs. Oregon (9/11/10)

>> Full profile on Media Guide Page 101

CAREER STATS

Rushing	GP/GS	No	Yds	Avg	Per/G	TD	Long	High Yd
2008	12/0	22	86	3.9	7.2	0	19-UAB	44-Wyo
2009	13/0	10	85	8.5	6.5	0	34-WKY	62-WKY
2010	13/13	204	1034	5.1	79.5	11	59-Ala	162-Ore
2011	5/5	78	325	4.2	65.0	1	28-Mon	101-2x
Totals	43/18	314	1530	4.9	35.6	12	59-Ala	162-Ore

Receiving	GP/GS	No	Yds	Avg	Per/G	TD	Long	High Yd
2008	12/0	1	-1	--	--	0	--	--
2009	13/0	1	9	9.0	0.7	0	9-Van	9-Van
2010	13/13	22	171	7.8	13.2	1	41-Mem	50-Mem
2011	5/5	6	75	12.5	15.0	0	32-Buf	32-Buf
Totals	43/18	30	254	8.5	5.9	1	41-Mem	50-Mem

CAREER HIGHS

Rushing Attempts	24 vs. LSU, 10/2/10; vs. Montana, 9/3/11
Rushing Yards	162 vs. Oregon, 9/11/10
Rushing TDs	2 (2x, last vs. Mississippi, 11/13/10)
Receptions	4 vs. North Carolina (bowls), 12/30/10
Receiving Yards	50 vs. Memphis, 11/6/10
Total TDs	2 (3x, last vs. Mississippi, 11/13/10)
All-Purpose Yards	179 vs. Oregon, 9/11/10
100-Yard Rushing Games	8 (last vs. Buffalo, 10/1/11)

GAME-BY-GAME

2008	Opp.	Run-Yds-TD / Rec-Yd	2009	Opp.	Run-Yds-TD / Rec-Yd
at UCLA	0-0-0		Western Ky.	5-62-0	
UAB	9-43-0		UCLA	0-0-0	
Florida	0-0-0		at Florida	0-0-0	
at Auburn	0-0-0		Ohio	0-0-0	
Northern Ill.	0-0-0		Auburn	0-0-0	
at Georgia	0-0-0		Georgia	2-8-0	
Miss. State	2 (-1)-0		at Alabama	0-0-0	
Alabama	0-0-0		So. Carolina	0-0-0	
at So. Carolina	0-0-0		Memphis	0-0-0	
Wyoming	11-44-0 / 1 (-1)-0		at Miss.	0-0-0	
at Vanderbilt	0-0-0		Vanderbilt	0-0-0 / 1-9-0	
Kentucky	0-0-0		at Kentucky	0-0-0	
			VT (Bowl)	3-15-0	

2010	Opp.	Run-Yds-TD / Rec-Yd	2011	Opp.	Run-Yds-TD / Rec-Yd
UT-Martin	17-110-2		Montana	24-98-1, 28	
Oregon	23-162-1 / 3-17-0		Cincinnati	21-101-0, 19 / 3-30-0	
Florida	10-23-0 / 3-38-0		at Florida	9-18-0, 10 / 1-6-0	
UAB	6-23-0		Buffalo	17-101-0, 25 / 1-32-0	
at LSU	24-109-1 / 1 (-2)-0		Georgia	7-7-0, 6 / 1-7-0, 7	
at Georgia	15-51-1 / 2-14-0				

Alabama	14-117-1 / 1-8-0
at S. Carolina	16-33-0 / 3-21-0
at Memphis	16-101-1 / 2-50-1
Mississippi	12-107-2 / 1 (-2)-0
at Vanderbilt	23-99-1 / 1-11-0
Kentucky	17-59-1 / 1-0-0
UNC (Bowl)	11-40-0 / 4-16-0

#47 JOHN PROBST

LB, 6-0, 225, So., Hoover, Ala.

- Played in five games with three tackles in 2011
- Made three tackles and had a 0.5 TFL vs. Montana (9/3)
- 2010 Coaches All-SEC Freshman Team selection
- 14 tackles in 11 games in 2010, season-high six at Georgia
- Changed from No. 51 to No. 41 for 2011 season

>> Full profile on Media Guide Page 102

CAREER STATS

Defense GP/GS	UT	AT	TT	Sack	TFL	FF	FR	PD	Int	High Tk
2010	11/0	5	9	14	0/0	1/1	0/0/0	0	0/0	6-UGA
2011	5/0	0	3	3	0/0	0.5/2	0/0/0	0	0/0	3-Mon
Total	16/0	5	12	17	0/0	1.5/3	0/0/0	0	0/0	6-UGA

CAREER HIGHS

Tackles	6 at Georgia, 10/9/10
Tackles for loss	1 at Georgia, 10/9/10

GAME-BY-GAME

2010	Opp.	U-A-T, Other	2011	Opp.	U-A-T, Other
UT-Martin	2-2-4		Montana	0-3-3, 0.5-2 tfl, qh	
Oregon	0-1-1		Cincinnati	0-0-0	
Florida	0-0-0		at Florida	0-0-0	
UAB	0-0-0		Buffalo	0-0-0	
at LSU	0-0-0		Georgia	0-0-0	
at Georgia	1-5-6, 1-1 tfl				
Alabama	0-0-0				
at S. Carolina	DNP				
at Memphis	1-0-1				
Mississippi	1-1-2				
at Vanderbilt	DNP				
Kentucky	0-0-0				
UNC (Bowl)	0-0-0				

#37 BRIAN RANDOLPH

DB, 6-0, 190, Fr., Kennesaw, Ga.

- True freshman has played in five games with two starts
- Has eight tackles and two pass break-ups
- Started in a nickel, and had three tackles vs. Buffalo (10/1)
- Two tackles at #16 Florida (9/17)
- First career start vs. Cincinnati (9/10), made two tackles
- One of 12 true freshmen to debut vs. Montana (9/3).

>> Full profile on Media Guide Page 114

CAREER STATS

Defense GP/GS	UT	AT	TT	Sack	TFL	FF	FR	PD	Int	High Tk
2011	5/2	6	2	8	0-0	0-0	0	0	2	0-0
										3-Buf

CAREER HIGHS

Tackles	3 vs. Buffalo, 10/1/11
Passes Defended	2 vs. Cincinnati, 9/10/11

GAME-BY-GAME

2011	Opp.	U-A-T, Other
Montana	1-0-1	
Cincinnati	1-1-2, 2 pd	
at Florida	1-1-2	
Buffalo	3-0-3	
Georgia	0-0-0	

#30 SHANE REVEIZ

Pronounced (ruh-VAZE)

LB, 5-10, 225, Sr.-RS, Farragut

- Played in four games in 2011, all on special teams
- Former walk-on, who earned scholarship for senior year
- Played special teams and backup LB last three seasons
- Brother Nick was in preseason camp with Tampa Bay Bucs after star career at Tennessee, graduating in 2010; Dad Fuad spent 11 years in NFL

>> Full profile on Media Guide Page 102

CAREER STATS

Defense GP/GS	UT	AT	TT	Sack	TFL	FF	FR	PD	Int	High Tk
2009	12/0	4	3	7	0-0	0/0	1/0/0	0	0/0	4-Mem
2010	5/0	1	1	2	0/0	0/0	0/0/0	0	0/0	2-UTM
2011	4/0	0	0	0	0/0	0/0	0/0/0	0	0/0	--
Totals	21/0	5	4	9	0/0	0/0	1/0/0	0	0/0	4-Mem

CAREER HIGHS

Tackles	4 vs. Memphis, 11/7/09
----------------	------------------------

#15 CHIP RHOME

PK/H, 6-2, 197, Sr.-TR, Christiana

- Held on all 19 PATs this season and nine field goal attempts
- Spent freshman season at Austin Peay in 2007
- Redshirted at UT in 2008 and spent last two seasons as a squad member
- Changed from No. 47 to No. 15 just prior to 2011 season

>> Full profile on Media Guide Page 103

#74 ANTONIO RICHARDSON

OL, 6-6, 325, Fr., Nashville

- Has played in all five games as part of offensive line on field goal and PAT attempts
- Made debut vs. Montana (9/3), playing final two series
- Rivals: 4-star (No. 74 overall, No. 7 overall OT, No. 1 in Tenn.); Scout: 4-star (No. 18 overall OT)
- ESPN: 4-star (No. 105 overall, No. 8 OT); to U.S. Army All-American Bowl; ESPNU 150 Team

>> Full profile on Media Guide Page 114

#81 MYCHAL RIVERA

TE, 6-3, 254, Jr.-RS, Valencia, Calif.

- Starting tight end has 19 catches for 248 yards and TD
- Second on team in catches and third in receiving yards
- Equalled entire 2010 season total for catches (11) and passed yards total (112) by third game of 2011 season
- Named to College Football Performance Awards Weekly Honor Roll after game at Florida (9/19)
- Career-high 85 yards on five catches vs. Georgia (10/8)
- Three catches for 38 yards vs. Buffalo (10/1)
- Made five catches for career-high 71 yards at #16 Florida (9/17). First-ever TD on 18-yard reception in fourth quarter
- Most catches in a single game by a UT tight end since Chris Brown in 2007 with six vs. Cincinnati**
- Career game with new highs of six catches and 54 yards vs. Cincinnati (9/10)
- First-career start at tight end in opener vs. Montana (9/3)
- Began at Oregon as 2008 signee, but transferred to College of Canyons (in hometown of Valencia)
- Had 32 rec for 316 yards in junior college

>> Full profile on Media Guide Page 103

CAREER STATS

Receiving	GP/GS	No	Yds	Avg	Per/G	TD	Long	High Yd
2010	13/0	11	112	10.2	8.6	0	26-Miss	35-Miss
2011	5/5	19	248	13.1	49.6	1	20-Fla	85-UGa
Total	18/5	30	360	12.0	20.0	1	26-Miss	85-UGa

CAREER HIGHS

Receptions	6 vs. Cincinnati, 9/10/11
Receiving Yards	85 vs. Georgia, 10/8/11
Touchdowns	1 at Florida, 9/17/11

2010	Opp.	Rec-Yds-TD, Lg	2011	Opp.	Rec-Yds-TD, Lg
UT-Martin	1-7-0, 7		Montana	0-0-0	
Oregon	0-0-0		Cincinnati	6-54-0, 12	
Florida	0-0-0		at Florida	5-71-1, 20	
UAB	2-6-0, 3		Buffalo	3-38-0, 17	
at LSU	0-0-0		Georgia	5-85-0, 19	
at Georgia	1-4-0, 4				
Alabama	1-16-0, 16				
at S. Carolina	0-0-0				
at Memphis	3-29-0, 11				
Mississippi	2-35-0, 26				
at Vanderbilt	0-0-0				
Kentucky	0-0-0				
UNC (Bowl)	1-15-0, 15				

#21 DA'RIK ROGERS

Pronounced (DAY-rick)

WR, 6-3, 215, So., Calhoun, Ga.

- First on team with 32 receptions and 513 receiving yards (6.4 catches per game and 102.6 yards per game)
- Had a TD catch in five consecutive games, one shy of the school record before streak was ended vs. Georgia (10/8)
- 25 of his 32 catches this season have gone for first downs or touchdowns
- Six receiving TDs are tied for seventh in NCAA, first in SEC
- Two games with multiple touchdowns
- Three of five games with 100-plus receiving yards in 2011
- 2nd in SEC in catches per game, receiving yards per game
- 23rd in NCAA in receiving yards per game (102.6) and 30th in the NCAA in receptions/game (6.4)
- Grabbed five catches for 71 yards vs. Georgia (10/8)
- Career-high 180 receiving yards on seven catches including two TD catches for 7 and 12 yards vs. Buffalo (10/1). All seven of his catches went for first downs or touchdowns

- Second career 100-yard receiving game in a row vs. Cincinnati (9/10). Career-high 10 receptions in win including two touchdowns with 11 and 15-yard scores in second quarter
 - Part of duo with Justin Hunter to have the first-ever game where two UT receivers to have 10 catches in same game, vs. Cincinnati (9/10)
 - Part of duo to have 100-receiving yards in back-to-back games for just the second time in Tennessee history
 - First career 100-yard receiving gm. vs. Montana (9/3) on career-high five catches
 - Snagged a career-long 47-yd TD on his first catch of 2011
 - Finished fourth on UT with 582 all-purpose yards in 2010
 - 11 receptions for 167 yards and a pair of TDs last season
 - Also rushed 16 times for 117 yards (7.3 per rush average)
- >> [Full profile on Media Guide Page 104](#)

CAREER STATS

Receiving	GP/GS	No	Yds	Avg	Per/G	TD	Long	High Yd
2010	13/0	11	167	15.2	12.8	2	45-UNC	59-VU
2011	5/5	32	513	16.0	102.6	6	58-Buf	180-Buf
Total	18/5	43	680	15.8	37.8	8	58-Buf	180-Buf

Rushing	GP/GS	No	Yds	Avg	Per/G	TD	Long	High Yd
2010	13/0	16	117	7.3	9.0	0	21-Ore	49-USC
2011	5/5	1	-4	-4.0	-2.0	0	--	--
Totals	18/5	17	113	6.6	6.6	0	21-Ore	49-USC

Kick Returns	GP/GS	No	Yds	Avg	Per/G	TD	Long	High Yd
2010	13/0	12	298	24.8	22.9	0	78-UK	114-UK
2011	5/5	5	113	22.6	37.7	0	29-Mon	70-UC
Total	18/5	17	411	24.1	24.1	0	78-UK	114-UK

CAREER HIGHS

Receptions	10 vs. Cincinnati, 9/10/11
Receiving Yards	180 vs. Buffalo, 10/1/11
100-Yard Receiving Games	3, last vs. Buffalo, 10/1/11
Rushing Attempts	5 vs. South Carolina, 10/30/10
Rushing Yards	49 vs. South Carolina, 10/30/10
Kickoff Returns	3 (3x, last Cincinnati, 9/10/11)
Kickoff Return Yards	114 vs. Kentucky, 11/27/10

2010 Opp.	Rec-Yds-TD	Rush-Yd-TD	Kick Ret-Yd-TD
UT-Martin	1-9-0	0-0-0	0-0-0
Oregon	0-0-0	1-21-0	0-0-0
Florida	0-0-0	0-0-0	0-0-0
UAB	2-16-0	1- (-8)-0	0-0-0
at LSU	0-0-0	0-0-0	0-0-0
at Georgia	1- (-3)-0	0-0-0	0-0-0
Alabama	2-19-0	1-3-0	0-0-0
at S. Carolina	0-0-0	5-49-0	2-30-0
at Memphis	1-22-1	1-1-0	3-66-0
Mississippi	0-0-0	2-28-0	0-0-0
at Vanderbilt	3-59-0	0-0-0	1-23-0
Kentucky	0-0-0	3-30-0	3-114-0
UNC (Bowl)	1-45-1	2- (-7)-0	3-65-0

2011 Opp.	Rec-Yds-TD	Rush-Yd-TD	Kick Ret-Yd-TD
Montana	5-100-1	0-0-0	1-29-0
Cincinnati	10-100-2	1- (-4)-0	3-70-0
at Florida	5-62-1	0-0-0	1-14-0
Buffalo	7-180-2, 58	0-0-0	0-0-0
Georgia	5-71-0, 17	0-0-0	0-0-0

#83 ZACH ROGERS

WR, 6-0, 180, Jr., Nashville

- Played in five games in 2011 as a slot receiver with one start
 - Has eight catches for 116 yards an a touchdown
 - One catch for 19 yards vs. Georgia (10/8)
 - Made two catches for 24 yards vs. Buffalo (10/1)
 - Two catches for 34 yards at #16 Florida (9/17)
 - Made two catches for 25 yards including a 16-yard touchdown vs. Cincinnati (9/10). TD was second of his career
 - Opened 2011 with a 14-yard reception vs. Montana
 - Named 2010 All-SEC Academic honoree
- >> [Full profile on Media Guide Page 104](#)

CAREER STATS

Receiving	GP/GS	No	Yds	Avg	Per/G	TD	Long	High Yd
2009	12/0	3	19	6.3	1.6	0	11-WKY	11-WKY
2010	12/4	14	207	14.8	17.2	1	72-UAB	78-UAB
2011	5/2	8	116	14.5	23.2	1	19-UGa	34-Fla
Totals	29/6	25	342	13.7	11.8	2	72-UAB	78-UAB

CAREER HIGHS

Receptions	4 vs. Florida, 9/18/10
Receiving Yards	78 vs. UAB, 9/25/10
Rushing Yards	9 South Carolina, 10/30/10
Touchdowns	1, twice, last vs. Cincinnati, 9/10/10

2009 Opp.	Rec-Yds-TD, Lg	2010 Opp.	Rec-Yds-TD, Lg / Run
Western Ky	1-11-0	UT-Martin	1-7-0
UCLA	1-6-0	Oregon	3-45-0
at Florida	DNP	Florida	4-53-0
Ohio	0-0-0	UAB	2-78-1

Auburn	0-0-0	at LSU	1-5-0
Georgia	0-0-0	at Georgia	1-8-0
at Alabama	0-0-0	Alabama	1-6-0
So. Carolina	1-2-0	at S. Carolina	0-0-0 / 1-9-0
Memphis	0-0-0	at Memphis	0-0-0 / 1-1-0
at Mississippi	0-0-0	Mississippi	0-0-0 / 1-4-0
Vanderbilt	0-0-0	at Vanderbilt	DNP
at Kentucky	0-0-0	Kentucky	0-0-0
Va. Tech (Bowl)	0-0-0	UNC (Bowl)	1-5-0

2011 Opp.	Rec-Yds-TD, Lg
Montana	1-14-0, 12
Cincinnati	2-25-1, 16
at Florida	2-34-0, 18
Cincinnati	2-24-0, 14
Georgia	1-19-0, 19

#41 DONTAVIS SAPP

Pronounced (*don-TAY-vis*)

LB, 6-2, 219, So., Valdosta, Ga.

- Played in all five games in 2011 with seven tackles
 - Career-high four tackles including a 6-yard sack vs. Cincinnati (9/10), also had a forced fumble
 - Former defensive back moved to linebacker for 2011
 - Played final 11 games of 2010 as true freshman
- >> [Full profile on Media Guide Page 105](#)

CAREER STATS

Defense GP/GS	UT	AT	TT	Sack	TFL	FF	FR	PD	Int	High Tk
2010	11/0	1	4	5	0-0	0	0	0	0	1-5x
2011	5/0	5	2	7	1-6	1-6	1	0	0	4-UC
Total	16/0	6	6	12	1-6	1-6	1	0	0	4-UC

CAREER HIGHS

Tackles	4 vs. Cincinnati, 9/10/11
Sacks	4 vs. Cincinnati, 9/10/11

#75 JERQUARIS SCHOFIELD

OL, 6-6, 333, So.-RS, Aiken, S.C.

- Played in three games this season including Cincinnati (9/10) and Buffalo (10/1), giving him 10 career games
 - Saw late minutes vs. Montana (9/3)
 - Started in five games at left guard and saw action in seven as a freshman for Tennessee in 2010
- >> [Full profile on Media Guide Page 105](#)

#12 MATT SIMMS

QB, 6-3, 210, Sr., Franklin Lakes, N.J.

- Played in three games in 2011 throwing for 57 yards
 - Came on for injured Tyler Bray vs. Georgia (10/8) and led Vols to only TD drive of game on a 1-yard TD rush. Threw for 39 yards on 4-of-6 on the final two drives for UT
 - Saw action in final two series vs. Buffalo (10/1)
 - Played final two series vs. Montana (9/3), completed lone pass for 18 yds.
 - Started first eight games of 2010 after transferring from El Camino JC
 - Son of Super Bowl Champion, CBS broadcaster Phil Simms
- >> [Full profile on Media Guide Page 105](#)

CAREER STATS

Passing	GP/GS	Com	Att	TD	Int	Yds	Per/G	Long	High Yd
2008 Louisville	2/0	4	10	0	1	39	18.0	39	39-Pitt
2010	11/8	113	195	5	8	1460	162.2	72	259-Fla
2011	3/0	5	8	0	0	57	19.0	19-UGa	39-UGa
Totals	16/8	122	213	5	9	1566	97.9	72	259-Fla

CAREER HIGHS

Completions	19 vs. UAB, 9/25/10, vs. Florida, 9/18/10
Attempts	34 vs. UAB, 9/25/10
Yards	259 vs. Florida, 9/18/10
Touchdowns	3 vs. UAB, 9/25/10
Longest Completion	72 vs. UAB, 9/25/10

GAME-BY-GAME STATISTICS

2010	Comp	Att	TD	INT	Pct.	Yards	Long
UT Martin	14	24	1	0	58.3	181	42
Oregon	15	29	0	1	51.7	151	31
Florida	19	31	2	2	61.3	259	49
UAB	19	34	3	0	55.9	245	72
at LSU	12	23	0	0	52.2	121	37
at Georgia	9	13	1	1	69.2	179	58
Alabama	12	22	0	1	54.5	117	26
at South Carolina	10	13	1	0	76.9	153	64
at Memphis	3	5	0	0	60.0	54	34
Mississippi	0	1	0	0	0.0	0	0

2011	Comp	Att	TD	INT	Pct.	Yards	Long
Montana	1	1	0	0	100.0	18	0
Buffalo	0	1	0	0	0	0	0
Georgia	4	6	0	0	66.7	39	19

#55 JACQUES SMITH

Pronounced (*JOCK-kweh*)

DL 6-2, 255, So., Ooltewah

- Played in five games, starting four times at left end
 - Sixth on the team in tackles with 17 including team-best 5.5 TFLs for 18 yards
 - Ranks ninth in the SEC in TFLs with 1.1 per game
 - Three stops with a TFL vs. Georgia (10/8)
 - Five tackles with two TFLs for five yards at #16 Florida (9/17)
 - Tied career-high with five tackles including 0.5 TFL vs. Cincinnati (9/10)
 - In first-career start had 4 tackles with a career-high 2 TFLs for 7 yards vs. Montana (9/3)
 - Earned Coaches' All-SEC Freshman Team honors
 - One of seven true freshmen to play every game in 2010
 - Fourth among UT's def. linemen with 24 tackles in 2010
- >> [Full profile on Media Guide Page 106](#)

CAREER STATS

Defense GP/GS	UT	AT	TT	Sack	TFL	FF	FR	PD	Int	High Tk
2010	13/0	15	9	24	2-7	5-18	1	0	0	5-LSU
2011	5/4	11	6	17	0-0	5.5-18	0	0	1	0-0
Totals	18/4	26	15	41	2-7	10.5-36	1	0	1	0-0

CAREER HIGHS

Tackles	5 3x (last at Florida, 9/17/11)
TFLs	2 vs. Montana, 9/3/11 & at Florida, 9/17/10
Quarterback Hurries	2 vs. UAB, 9/25/10

GAME-BY-GAME

2010 Opp.	U-A-T, Other	2011 Opp.	U-A-T, Other
UT-Martin	4-0-4, 1-3 tfl	Montana	3-1-4, 2-7 tfl, qh
Oregon	1-0-1, 1-4 tfl	Cincinnati	3-2-5, 0.5-5 sk, 0.5-5 tfl
Florida	1-0-1	at Florida	4-1-5, 2-5 tfl, pd
UAB	1-0-1	Buffalo	0-0-0, qh
at LSU	1-0-1	Georgia	1-2-3, 1-1 tfl
at Georgia	2-1-3, 1-4 tfl		
Alabama	1-0-1		
at S. Carolina	2-0-2		
at Memphis	1-0-1, 1-5 sk, 1-5 tfl, ff		
Mississippi	1-1-2, 1-2 sk, 1-2 tfl		
at Vanderbilt	0-0-0		
Kentucky	1-2-3		
UNC (Bowl)	0-0-0		

#29 TOM SMITH

TB, 5-11, 205, Fr., Apopka, Fla.

- One of 15 true freshmen to play this season, has 34 rushing yards on 13 carries.
 - Carried 10 times for 28 yards vs. Buffalo (10/1)
 - One of 12 true freshmen to play vs. Montana (9/3), rushed three times for six yards
 - In 2010, honored as First Team All-County and All-Central Florida by the Orlando Sentinel
- >> [Full profile on Media Guide Page 115](#)

CAREER STATS

Rushing	GP/GS	No	Yds	Avg	Per/G	TD	Long	High Yd
2011	2/0	13	34	2.6	17.0	0	8-Buf	28-Buf

CAREER HIGHS

Rushes	10 vs. Buffalo, 10/1/11
Rushing Yards	28 vs. Buffalo, 10/1/11

#64 JAMES STONE

C, 6-3, 308, So., Nashville

- Started last 10 games at center (all of Tyler Bray's career starts) and UT is 7-3 in those games
 - Part of line that has helped UT to 412.0 yards per game this season including two games with 500-plus yards
 - Earned *Sporting News* and FWAA Freshman All-America honors in 2010, playing 12 games
 - Lefty began snapping with right hand in spring
 - Part of OL that was only one in NCAA FBS to start three true frosh in a game in 2010 (Memphis)
- >> [Full profile on Media Guide Page 106](#)

#10 MARSALIS TEAGUE

DB, 5-10, 185, Jr., Paris

- Started all five games in 2011 (at right cornerback) and last seven consecutive dating to last season
- Made 13 tackles and two pass break-ups this season
- Season-high five tackles vs. Georgia (10/8)
- Two stops and pass break-ups at #16 Florida (9/17)
- Second game in row with three tackles vs. Cincinnati (9/10)
- First start at right corner vs. Montana (9/3), with three tackles

- In 2010, played 11 games, started 8 at CB after playing freshman season at WR
 - Fourth among the UT secondary and 8th overall with 46 tackles in '10.
- >> [Full profile on Media Guide Page 107](#)

CAREER STATS

Defense	GP/GS	UT	AT	TT	Sack	TFL	FF	FR	PD	Int	High Tk
2009	13/5	1	1	2	0-0	0-0	0	0	0	0-0	1-2x
2010	11/8	29	17	46	0-0	0.5-1	0	0	8	0-0	11-UK
2011	5/5	7	6	13	0-0	0-0	0	1	2	0-0	5-UGa
Totals	29/18	37	24	61	0-0	0.5-1	0	1	9	0-0	11-UK

CAREER HIGHS

Tackles 11 vs. Kentucky, 11/27/10

Passes Defended 3 vs. UAB, 9/25/10

GAME-BY-GAME

2010 Opp.	U-A-T, Other	2011 Opp.	U-A-T, Other
UT-Martin	1-0-1, pd	Montana	1-2-3, fr
Oregon	3-3-6, pd	Cincinnati	2-1-3, pd
Florida	2-3-5, 0.5-1 tfl	at Florida	1-1-2, pd
UAB	4-0-4, 3 pd	Buffalo	0-0-0
at LSU	3-5-8, pd	Georgia	3-2-5
at Georgia	1-2-3		
Alabama	2-1-3, pd		
at S. Carolina	DNP		
at Memphis	DNP		
Mississippi	2-0-2, pd		
at Vanderbilt	1-0-1		
Kentucky	9-2-11		
UNC (Bowl)	1-1-2		

#71 DALLAS THOMAS

LT, 6-5, 305, Jr.-RS, Baton Rouge, La.

- Has started 18 games in a row at left tackle, including all 13 in 2010
 - Aided UT offense to 412.0 yards per game in five starts
 - Has helped UT to two 500-yard total offense games
 - Only non-sophomore starting on the OL; One of three team reps at SEC Media Days
 - Shared 2010 Fourth Quarter Off-Season Award, for attitude, discipline, toughness, effort & team
 - Helped Tauren Poole tie for SEC lead of six 100-yard games
- >> [Full profile on Media Guide Page 107](#)

#9 DARYL VEREEN

LB, 5-11, 215, Sr.-RS, Charlotte, N.C.

- Playing key role in nickel packages with 17 tackles in 2011 in five games with two starts, tied for sixth on team
 - Started for second time vs. Buffalo (10/1) and had fix tackles including a 9-yard sack, the second of his career
 - Three stops with a pass break-up vs. Cincinnati (9/10)
 - Career-high six tackles, to lead UT vs. Montana (9/3)
 - Shared Sticky Hard Knox Award for off-season physical & mental conditioning
 - Named to 2008 SEC All-Freshman Team
- >> [Full profile on Media Guide Page 108](#)

CAREER STATS

Defense	GP/GS	UT	AT	TT	Sack	TFL	FF	FR	PD	Int	High Tk
2008	7/0	0	3	3	0-0	0-0	0	0	0	0-0	1-3x
2009	10/0	1	0	1	0-0	0-0	0	0	0	0-0	1-UCLA
2010	11/1	10	8	18	1-5	1-5	0	0	0	0-0	4-VU
2011	5/2	10	7	17	1-9	1-9	0	0	2	0-0	6-Mon
Totals	33/3	21	18	39	2-14	2-14	0	0	2	0-0	6-Mon

CAREER HIGHS

Tackles 6 vs. Montana, 9/3/11

Sacks 1, two times, last vs. Buffalo, 10/1/11

Quarterback Hurries 2 vs. Oregon, 9/11/10

GAME-BY-GAME

2010 Opp.	U-A-T, Other	2011 Opp.	U-A-T, Other
UT-Martin	0-2-2	Montana	4-2-6
Oregon	2-1-3	Cincinnati	1-2-3, pd
Florida	0-0-0	at Florida	0-1-1
UAB	1-1-2	Buffalo	4-1-5, 1-9 sack, 1-9 tfl, pd
at LSU	DNP	Georgia	1-1-2
at Georgia	DNP		
Alabama	0-0-0		
at S. Carolina	0-0-0		
at Memphis	1-0-1		
Mississippi	2-1-3		
at Vanderbilt	3-1-4		
Kentucky	0-0-0		
UNC (Bowl)	1-2-3, 1-5 sk, 1-5 tfl		

#23 PRENTISS WAGNER

DB, 6-2, 185, Jr.-RS, Clinton, La.

- Started 18 games in a row, including all 13 last season (at both free safety and cornerback)
 - Racked up 26 tackles in five starts to rank second on team
 - Career-high 11 tackles (10 solos) vs. Georgia (10/8), as well as a forced fumble and two pass break-ups
 - Four tackles including a 3-yard sack vs. Buffalo (10/1) and two quarterback hurries
 - Six tackles and a pass break-up at #17 Florida (9/17)
 - Three tackles and had pass break-up vs. Cincinnati (9/10)
 - In 2011 opener vs. Montana (9/3) had two tackles as starting free safety
 - On Preseason Watch Lists: Thorpe, Bednarik, Nagurski, Lott
 - 2011 Preseason Media All-SEC Second Team selection
 - Coaches All-SEC Second Team honoree in 2010
- >> [Full profile on Media Guide Page 108](#)

CAREER STATS

Defense	GP/GS	UT	AT	TT	Sack	TFL	FF	FR	PD	Int	High Tk
2009	13/2	4	2	6	0-0	0-0	0	0	0	0-0	5-Miss
2010	13/13	38	19	57	0-0	2-8	0	3	9	5-73	8-LSU
2011	5/5	23	3	26	1-3	1-3	1	0	5	0-0	11-UGa
Totals	31/20	65	24	89	1-3	3-11	1	3	14	5-73	11-UGa

CAREER HIGHS

Tackles 11 vs. Georgia, 10/8/11

Passes Defended 2, three times, last vs. Georgia, 10/8/11

Quarterback Hurries 2 vs. Buffalo, 10/1/11

Interceptions 1, five times, last vs. Kentucky, 11/27/10

INT Return Yards 54 vs. UT Martin, 9/4/10

GAME-BY-GAME

2009 Opp.	U-A-T, Other	2010 Opp.	U-A-T, Other
W.Kentucky	0-0-0	UT-Martin	4-2-6, 1-54 int, 2 pd
UCLA	0-0-0	Oregon	3-4-7, 1-3 tfl, fr, pd
at Florida	0-0-0	Florida	4-2-6
Ohio	0-0-0	UAB	3-1-4, 1-9 int, pd
Auburn	0-0-0	at LSU	3-5-8, pd
Georgia	0-0-0	at Georgia	1-1-2
at Alabama	0-0-0	Alabama	2-1-3, 0.5-2
South Carolina	0-0-0	at S. Carolina	5-0-5
Memphis	1-0-1	at Memphis	1-0-1, 2-45 fr
at Mississippi	4-1-5	Mississippi	4-2-6, 1-10 int, pd
Vanderbilt	0-0-0	at Vanderbilt	1-0-1, 1-0 int, pd
at Kentucky	0-0-0	Kentucky	4-1-5, 0.5-3 tfl, 1-0 int, 2 pd
Va. Tech (Bowl)	0-0-0	UNC (Bowl)	3-0-3

2011 Opp. U-A-T, Other

Montana	2-0-2, pd, qh
Cincinnati	3-0-3, pd
at Florida	4-2-6, pd
Buffalo	4-0-4, 1-3 sk, 1-3 tfl, 2 qh
Georgia	10-1-11, ff, 2 pd

#58 MARLON WALLS

DL, 6-2, 281, So.-RS, Olive Branch, Miss.

- Played in five games, starting three, for first-career starts
 - 10 tackles, 1.5 TFLs, a sack and pair of QB hurries
 - Two tackles vs. Georgia (10/8) in third start in row
 - First career sack for six yards vs. Buffalo (10/1)
 - First career start in place of ailing Ben Martin at #16 Florida (9/17), mde two tackles
 - Career-high four tackles vs. Montana (9/3) in return from redshirt season in 2010
 - Redshirted in 2010 (Achilles injury)
- >> [Full profile on Media Guide Page 109](#)

CAREER STATS

Defense	GP/GS	UT	AT	TT	Sack	TFL	FF	FR	PD	Int	High Tk
2009	7/0	2	0	2	0-0	0-0	0	0	0	0-0	2-Mem
2010											Injured-Redshirt Season
2011	5/3	8	2	10	1-6	1.5-7	0	0	0	0-0	4-Mon
Totals	12/3	10	2	12	0-0	1.5-7	0	0	0	0-0	4-Mon

CAREER HIGHS

Tackles 4 vs. Montana, 9/3/11

Sacks 1 vs. Buffalo, 10/1/11

#22 ROD WILKS

DB, 6-0, 214, Jr.-RS, Smyrna

- Played five games on defense and special teams
- Has nine tackles, 0.5 TFL and a forced fumble in 2011
- Two tackles vs. Buffalo (10/1)
- Three stops and forced a fumble vs. Cincinnati (9/10)
- Career-high four tackles including a TFL in opener vs. Montana (9/3)

- Former receiver played four games in the secondary in 2010
 - Played offense and defense in 2009, making 33-yard catch
- >> [Full profile on Media Guide Page 110](#)

CAREER STATS

Defense	GP/GS	UT	AT	TT	Sack	TFL	FF	FR	PD	Int	High Tk
2010	4/0	2	0	2	0-0	0-0	0	0	0	0-0	1-2X
2011	5/0	5	4	9	0-0	0.5-1	1	0	0	0-0	4-Mon
Totals	22/0	7	4	11	0-0	0.5-1	1	0	0	0-0	4-Mon

CAREER HIGHS

Tackles 4 vs. Montana, 9/3/11

#54 JORDAN WILLIAMS

DL, 6-5, 240, Fr., Gainesville, Fla.

- Played in two games with one tackle for a sack
 - Made college debut, as one of 15 true freshmen to play in 2011, vs. Buffalo (10/1)
 - First-career tackle was a 6-yard sack vs. Buffalo (10/1)
 - Totaled 72 tackles, eight tackles for loss and 10 quarterback pressures in 2010
- >> [Full profile on Media Guide Page 115](#)

CAREER STATS

Defense	GP/GS	UT	AT	TT	Sack	TFL	FF	FR	PD	Int	High Tk
2011	2/0	1	0	1	1-6	1-6	0	0	0	0-0	1-Buf

CAREER HIGHS

Tackles 1 vs. Buffalo, 10/1/11

Sacks 1 vs. Buffalo, 10/1/11

#14 JUSTIN WORLEY

QB, 6-4, 200, Fr., Rock Hill, S.C.

- Has not played in 2011
 - Enrolled in classes in January and participated in spring workouts
 - Rivals: 3-star (No. 30 overall pro-style QB, No. 19 overall prospect in South Carolina)
 - Scout: 3-star (No. 37 overall quarterback); ESPN: 3-star (No. 18 overall quarterback)
 - As a senior in 2010, earned Gatorade National Player of the Year accolades, becoming the first ever player from South Carolina to earn the honors in any sport
 - Finished career with 13,385 passing yards and 157 touchdowns
 - As a senior, threw for 5,315 yards and state-record 64 TDs, while also rushing for six TDs
- >> [Full profile on Media Guide Page 115](#)

#19 DEVRIN YOUNG

TB/PR, 5-8, 165, Fr., Knoxville

- In two games, has six kickoff returns for 159 yards, three punt returns for 62 yards
 - Made debut vs. Buffalo (10/1) to be one of 15 true freshmen to play in 2011 after missing first three games recovering from a broken collarbone
 - In first college game, returned punts and kickoffs and saw time in the slot on offense. Returned first punt for 43 yards and brought back two kickoffs for 51 yards vs. Buffalo (10/1)
 - **Punt return of 43 yards vs. Buffalo was longest by a UT player since Dennis Rogan had a 45-yard return in 2007**
 - Suffered fractured right collarbone in late July and is currently sidelined
 - Named Class AAA Tennessee Mr. Football Back of the Year; All-State honors 2008, 09, 10
 - 7,433 all-purpose yards and 83 TDs in prep career, compiling 54 tackles on defense
- >> [Full profile on Media Guide Page 115](#)

CAREER STATS

Receiving	GP/GS	No	Yds	Avg	Per/G	TD	Long	High Yd
2011	2/0	0	0	0	0	0	--	--

Punt Returns	GP/GS	No	Yds	Avg	Per/G	TD	Long	High Yd
2011	2/0	3	62	20.7	31.0	0	43-Buf	43-Buf

Kickoff Returns	GP/GS	No	Yds	Avg	Per/G	TD	Long	High Yd
2011	2/0	6	159	26.5	79.5	0	50-UGa	108-UGa

CAREER HIGHS

Punt Return 2 vs. Georgia, 10/8/11

Punt Return Yards 43 vs. Buffalo, 10/1/11

Kickoff Return 4 vs. Georgia, 10/8/11

Kickoff Return Yards 108 vs. Georgia, 10/8/11

GAME-BY-GAME

2011 Opp.	Rec-Yds-TD, Lg	PR-Yds-TD, Lg	KR-Yds-TD, Lg
Buffalo	0-0-0	1-43-0, 43	2-51-0, 34
Georgia	0-0-0	2-19-0, 20	4-108-0, 50

Game 1

TENNESSEE	14	14	7	7	-	42
MONTANA	0	7	2	7	-	16

Sept. 3 | Neyland Stadium | Knoxville, Tenn. | 6 p.m. | Attendance: 94,661



Breakdown

	UM	UT
FIRST DOWNS	18	19
Rushing	8	8
Passing	9	9
Penalty	1	2
NET YARDS RUSHING	111	128
Rushing Attempts	30	46
Average Per Rush	3.7	2.8
Rushing Touchdowns	1	2
Yards Gained Rushing	138	153
Yards Lost Rushing	27	25
NET YARDS PASSING	235	311
Completions-Attempts-Int	20-38-1	18-25-0
Average Per Attempt	6.2	12.4
Average Per Completion	11.8	17.3
Passing Touchdowns	1	3
TOTAL OFFENSE YARDS	346	439
Total offense plays	68	71
Average Gain Per Play	5.1	6.2
Fumbles: Number-Lost	2-2	6-0
Penalties: Number-Yards	4-44	6-40
PUNTS-YARDS	8-342	4-149
Average Yards Per Punt	42.8	37.2
Net Yards Per Punt	39.9	36.8
Inside 20	5	0
50+ Yards	1	0
Touchbacks	0	0
Fair catch	0	2
KICKOFFS-YARDS	3-182	8-509
Average Yards Per Kickoff	60.7	63.6
Net Yards Per Kickoff	27.3	46.9
Touchbacks	0	1
Punt returns: Number-Yards-TD	1-2-0	5-23-0
Average Per Return	2.0	4.6
Kickoff returns: Number-Yds-TD	7-114-0	3-100-0
Average Per Return	16.3	33.3
Interceptions: Number-Yds-TD	0-0-0	1-37-1
Fumble Returns: Number-Yds-TD	0-0-0	0-0-0
Miscellaneous Yards	0	0
Possession Time	24:41	35:19
1st Quarter	5:49	9:11
2nd Quarter	3:56	11:04
3rd Quarter	7:46	7:14
4th Quarter	7:10	7:50
Third-Down Conversions	7 of 16	10 of 17
Fourth-Down Conversions	0 of 1	1 of 3
Red-Zone Scores-Chances	1-2	3-4
Touchdowns	1-2	3-4
Field goals	0-2	0-4
Sacks By: Number-Yards	3-21	0-0
PAT Kicks	2-2	6-6
Field Goals	0-0	0-0

THE WRAPUP

To Note For the Record

- **Season Openers:** 85-24-6
- **Last 25 Season Openers:** 20-4-1
- **Home Openers:** 91-18-5

Numbers of Interest

12: True freshmen saw action for the Vols; seven on offense, five on defense.

93: Minutes game start time was delayed due to inclement weather, marking the longest delay in Neyland Stadium history.

96: Yards in a second quarter touchdown drive, marking the longest since 9/30/2006.

Delayed Start

It was Tennessee's third weather delay since 2006. The Vols were delayed 55 minutes against Marshall on Sept. 23, 2006, and 70 minutes vs. Oregon on Sept. 11, 2010.

The Vols did not run through the 'T' for just the second time in the last 301 home games since the tradition was started against Army on Sept. 18, 1965. The only other time was against Marshall on Sept. 23, 2006.

Player Notes

Tennessee's sophomore wide-outs Justin Hunter and Da'Rick Rogers became just the 18th Vol tandem to each record 100+ yards receiving in the same game and the first since 2007.

Tyler Bray and Hunter connected on their second 80-plus yard connection together, becoming just the third UT duo to do so. They connected for an 81-yarder vs. Montana and an 80-yarder against Ole Miss on Nov. 13, 2010.

Curt Maggitt (SLB) and A.J. Johnson (WLB) became the first freshmen to start at any linebacker position for Tennessee since freshmen eligibility was reinstated in 1972.

Tennessee Wins 17th Straight Home Opener, Knocks Out Grizzlies

KNOXVILLE -- Tennessee's 2011 football season began with the longest weather delay in school history.

But lightning and high winds only delayed a first-half offensive deluge as the Vols rolled to a 42-16 victory over Montana in Neyland Stadium on Saturday night.

The Vols jumped out to a 14-point lead early in the first quarter thanks to a couple big plays from sophomore receivers Da'Rick Rogers and Justin Hunter.

Rogers caught a 47-yard touchdown pass from Tyler Bray after the Vols recovered a fumbled punt following their first possession of the game. Montana's next drive sputtered at the Tennessee 41, and three plays later Bray connected with Hunter for an 81-yard touchdown that gave UT a 14-0 lead with 8:36 left in the first quarter.

"The game went just like practice did," said Hunter, who set a career high with 146 receiving yards. "We practiced like this all spring and all summer."

After those two quick-strike scores, the Vols (1-0) were more methodical on their next two scoring drives.

True freshman tailback Marlin Lane ended a 12-play, 96-yard drive with a 9-yard touchdown reception to give the Vols a 21-0 lead, and senior Tauren Poole scored from 8 yards out to end a 13-play, 76-yard drive.

But the Vols' productive first half wasn't without a few sputters -- and that didn't include the 1-hour, 33-minute weather delay that began about 10 minutes before the scheduled kickoff.

That weather delay, which caused the Vols to abandon their traditional entrance through the 'T' for just the second time since the 1965, wasn't much of a factor, UT head coach Derek Dooley said.

"It's all how you manage it. It's like old hat to me," said Dooley, who has dealt with several weather delays as a head coach, including a 70-minute delay in a loss to Oregon last year. "Guys really managed it very well. They were relaxed. They shut it down in the locker room. We have experience at it."

If the weather was bad luck, the Vols had a little more good fortune when it came to loose balls.

Tennessee fumbled the ball six times but didn't lose any. It also had two interceptions over-turned thanks to Montana penalties. There were a few miscues as well, including an 80-yard Montana touchdown in the second quarter on a busted coverage, and an 82-yard drive surrendered in the fourth quarter with mostly reserves on the field.

It also struggled to get a ground game going for much of the first half, picking up 67 yards on 27 carries in the first 30 minutes. It got better in the second half, especially for Poole, who finished with 98 yards on 24 carries.

His 28-yard run in the fourth quarter also set up the Vols' final points of the day, a 1-yard touchdown by Lane.

"Montana did a good job," UT coach Derek Dooley said. "They have all seniors and juniors on defense, and you can tell. They're physical. (Poole) averaged 4 yards per carry. But we were hoping to run it a little better than we did."

That's a theme that carried over from last season. One that didn't follow the Vols into 2011 -- at least so far -- was a second-half letdown.

The third quarter started with a safety on UT's opening possession, but Art Evans returned his first career interception 37 yards for a touchdown to help stifle any potential Grizzlies comeback.

>> SCORING SUMMARY

Team	Qtr	Time	Scoring Play	Conversion	Plays	TOP	Score
UT	1st	12:47	Rogers 47 pass from Bray	Palardy kick	1-47	0:10	7-0
UT	1st	8:36	Hunter 81 pass from Bray	Palardy kick	3-84	1:39	14-0
UT	2nd	13:21	Lane 9 pass from Bray	Palardy kick	12-96	5:35	21-0
UT	2nd	4:06	Poole 8 run	Palardy kick	13-76	7:03	28-0
UM	2nd	3:49	Sambrano 80 pass from Johnson	McKnight kick	1-80	0:17	28-7
UM	3rd	12:45	Hughes safety	--	--	--	28-9
UT	3rd	12:12	Evans 37 interception return	Palardy kick	--	--	35-9
UT	4th	9:10	Lane 1 run	Palardy kick	6-44	2:55	42-9
UM	4th	6:04	Canada 7 run	McKnight kick	9-82	3:00	42-16

Stat Leaders

>> TENNESSEE

Rushing	Att	Yds	TD	Long	Avg.
Poole	24	98	1	28	4.1
Lane	10	35	1	18	3.5
Neal	2	7	0	4	3.5
Smith	3	6	0	5	2.0
TEAM	1	-1	0	0	-1.0
Bray	6	-17	0	3	-2.8
Totals	46	128	2	28	-2.8

Passing	C-A	Yds	TD	Int	Long
Bray	17-24	293	3	0	81
Simms	1-1	18	0	0	18

Receiving	No.	Yds	TD	Long
Hunter	6	146	1	81
Rogers, D.	5	100	1	47
Fugate	3	17	0	7
Lane	2	16	1	9
Bartholomew	1	18	0	18
Rogers, Z.	1	14	0	12
Totals	18	311	3	81

>> MONTANA

Rushing	Att	Yds	TD	Long	Avg.
Nguyen	9	67	0	27	7.4
Canada	8	25	1	7	3.1
Moore	5	12	0	6	2.4
Johnson	2	4	0	8	2.0
Kemp	6	3	0	11	0.5
Totals	46	128	2	28	-2.8

Passing	C-A-I	Yds	TD	Long	Sack
Johnson	19-36-1	226	1	80	0
Kemp	1-2-0	9	0	9	0

Receiving	No.	Yds	TD	Long
Moutra	4	30	0	12
Kemp	3	33	0	13
Gratton	3	27	0	12
Warren	2	28	0	32
Hardy	2	14	0	11
Atkins	2	14	0	9
Sambrano	1	80	1	80
Totals	18	311	3	81

Game 2

TENNESSEE 14 14 14 3 - 45
CINCINNATI 14 0 3 6 - 23

Sept. 10 | Neyland Stadium | Knoxville, Tenn. | 3:30 p.m. | Attendance: 94,207



Breakdown

	UC	UT
FIRST DOWNS	18	34
Rushing	5	11
Passing	10	21
Penalty	3	2
NET YARDS RUSHING	166	126
Rushing Attempts	26	35
Average Per Rush	6.4	3.6
Rushing Touchdowns	1	2
Yards Gained Rushing	184	141
Yards Lost Rushing	18	15
NET YARDS PASSING	230	405
Completions-Attempts-Int	21-34-0	34-41-0
Average Per Attempt	6.8	9.9
Average Per Completion	11.0	11.9
Passing Touchdowns	2	4
TOTAL OFFENSE YARDS	396	531
Total offense plays	60	76
Average Gain Per Play	6.6	7.0
Fumbles: Number-Lost	2-0	2-2
Penalties: Number-Yards	4-40	7-63
PUNTS-YARDS	3-126	1-35
Average Yards Per Punt	42.0	35.0
Net Yards Per Punt	35.3	35.0
Inside 20	1	0
50+ Yards	1	0
Touchbacks	1	0
Fair catch	0	1
KICKOFFS-YARDS	5-312	7-462
Average Yards Per Kickoff	62.4	66.0
Net Yards Per Kickoff	44.8	48.1
Touchbacks	0	2
Punt returns: Number-Yards-TD	0-0-0	1-0-0
Average Per Return	0.0	0.0
Kickoff returns: Number-Yds-TD	5-85-0	4-88-0
Average Per Return	17.0	22.0
Interceptions: Number-Yds-TD	0-0-0	0-0-0
Fumble Returns: Number-Yds-TD	0-0-0	0-0-0
Miscellaneous Yards	0	0
Possession Time	22:37	37:23
1st Quarter	6:06	8:54
2nd Quarter	6:07	8:53
3rd Quarter	4:31	10:29
4th Quarter	5:53	9:07
Third-Down Conversions	5 of 12	10 of 13
Fourth-Down Conversions	0 of 2	0 of 0
Red-Zone Scores-Chances	3-3	6-6
Touchdowns	2-3	5-6
Field goals	1-3	1-6
Sacks By: Number-Yards	0-0	2-17
PAT Kicks	2-2	6-6
Field Goals	1-2	1-2

THE WRAPUP

For the Record

• Tennessee is 2-0 to start a season for the first time since 2006

• Tennessee is now 5-1 against Cincinnati

Numbers of Interest

2: Tennessee quarterbacks have eclipsed the 400-yard mark in a game. With 405 yards against Cincinnati, Tyler Bray joins Peyton Manning on the short list.

82.9: Completion percentage for Tyler Bray, topping the previous Vol record of 77.5 set by Peyton Manning against Georgia in 1997 (minimum 30 completions).

34: First downs for Tennessee in the game, one shy of the program record of 35 set against Georgia in 1997.

Player Notes

• Tyler Bray now has at least one TD pass in eight consecutive games, which is the longest current streak in the SEC.

• Bray has also thrown at least two TDs in eight consecutive games, breaking Peyton Manning's record for the longest such streak in UT history

• Tennessee attempted an onside kick after its first score, successfully recovered by kicker Michael Palardy. UT's last onside kick attempt came against Alabama (10/24/09) when Denarius Moore recovered the onside kick attempt.

• Justin Hunter recorded career highs in both receptions (10) and receiving yards (156).

• Da'Rick Rogers also notched a career-high 10 receptions. The last UT receiver with 10 receptions was Kelly Washington with 11 versus LSU in 2001.

• Mychal Rivera also had career highs in both receptions (6) and yards (54).

Bray's Career Day Powers UT Past Bearcats

KNOXVILLE -- There are plenty of words that would fit Tennessee's passing game in its 45-23 victory over Cincinnati. Wide receiver Da'Rick Rogers thinks he knows the best one.

"It wouldn't call it easy. I would call it routine," Rogers said. "You really just play like you play in practice, and it carries over in the game."

Led by a record day from quarterback Tyler Bray, Tennessee's passing game was clicking at a level that hasn't been seen in quite a while. And in a couple cases, ever.

Bray connected on 34 of his 41 passes for four touchdowns and a career-best 405 yards. The prime beneficiaries -- and contributors -- were fellow sophomores Da'Rick Rogers and Justin Hunter.

A week after the two combined for 246 receiving yards in a victory over Montana, they became the first receivers in Tennessee history to record 10 catches in the same game and the first to record back-to-back 100-yard games.

"Our passing game was on all cylinders," UT coach Derek Dooley said.

Tennessee's running game, which struggled at times last week against the Grizzlies, got good production from senior Tauren Poole, who finished with 101 yards on 21 carries.

The Vols' defense, though, took a while to warm up. Cincinnati scored on its first two possessions, although one was delayed by a successful onside kick by the Vols. But after ending the first quarter tied at 14-14, the Bearcats found a brick wall on a pair of fourth-and-1 attempts that helped swing the game toward Tennessee.

Freshman linebacker A.J. Johnson and junior college transfer Maurice Couch blew up a fourth-and-1 from the Cincinnati 49-yard line early in the second quarter. Holding on to that same 21-14 lead, Malik Jackson and Brent Brewer stuffed quarterback Zach Collaros on another fourth-and-1 at the UT 46-yard line with a little more than 5 minutes remaining in the half.

"It's a great feeling. We go in there every week and talk about getting big stops," Jackson said. "It's always big when you stop a team on fourth-and-1."

And not just because the Vols got the ball back, either.

"It's not just the stop, it's field position," Dooley said. "Those are about 40-yard stops, turnovers. And it generates juice. You get a little excited. Those plays are huge, the fourth downs."

The Vols rode the momentum of that stop to a 53-yard touchdown drive that ended with a 15-yard pass from Bray to Rogers, who had two touchdowns to go with his 10 catches for 100 yards.

Hunter finished with 156 yards on 10 catches, none of which went for more than 33 yards.

In the second half, the Vols' offense was a little less aerodynamic, but Bray scored his first career rushing touchdown to give the Vols a 35-14 lead just after halftime. His 16-yard pass to Zach Rogers at the end of the third quarter all but sealed the game at 42-17.

The Bearcats (1-1), who scored 72 points last week against Austin Peay, got a field goal and a fourth quarter touchdown, but never seriously threatened Tennessee's lead.

"We were just in that zone tonight," Bray said. "If you could have been in our huddle, you could have seen it in everyone's eyes."

>> SCORING SUMMARY

Team	Qtr	Time	Scoring Play	Conversion	Plays	TOP	Score
CIN	1st	13:24	Peard 65 yd run	Miliano kick	3-80	1:36	7-0
UT	1st	09:53	Lane 2 yd run	Palardy kick	7-73	3:25	7-7
UT	1st	08:08	Hunter 33 yd pass from Bray	Palardy kick	5-59	1:45	7-14
CIN	1st	06:28	Robinson 13 yd pass from Collaros	Miliano. kick	5-80	1:40	14-14
UT	2nd	13:20	Rogers, D. 11 yd pass from Bray	Palardy kick	7-80	2:23	14-21
UT	2nd	01:15	Rogers, D. 15 yd pass from Bray	Palardy kick	9-53	4:30	14-28
UT	3rd	10:16	Bray 1 yd run	Palardy kick	10-70	4:37	14-35
CIN	3rd	07:09	Miliano 23 yd field goal		9-69	3:00	17-35
UT	3rd	01:24	Rogers, Z. 16 yd pass from Bray	Palardy kick	11-71	5:41	17-42
CIN	4th	08:46	McClung 6 yd pass from Collaros	Collaros pass fail	4-22	1:11	23-42
UT	4th	01:44	Palardy 37 yd field goal		11-40	7:02	23-45

Stat Leaders

>> TENNESSEE

Rushing	Att	Yds	TD	Long	Avg.
Tauren Poole	21	101	0	19	4.8
Marlin Lane	8	16	1	10	2.0
Rajion Neal	3	10	0	12	3.3
Tyler Bray	2	3	1	2	1.5
Da'Rick Rogers	1	-4	0	0	-4.0
Totals	35	126	2	19	3.6

Passing	C-A	Yds	TD	Int	Long
Tyler Bray	34-41-0	405	4	33	0

Receiving	No.	Yds	TD	Long
Justin Hunter	10	156	1	33
Da'Rick Rogers	10	100	2	15
Mychal Rivera	6	54	0	12
Tauren Poole	3	30	0	14
Brendan Downs	2	32	0	21
Zach Rogers	2	25	1	16
Ben Bartholomew	1	8	0	8
Totals	34	405	4	33

>> CINCINNATI

Rushing	Att	Yds	TD	Long	Avg.
Peard, I.	14	155	1	65	11.1
Poteat, J.	4	9	0	4	2.2
Collaros, Z.	7	1	0	14	0.1
Winn, G.	1	1	0	1	1.0
Totals	26	166	1	65	6.4

Passing	C-A-I	Yds	TD	Long	Sack
Collaros, Z.	21-34-0	230	2	46	2

Receiving	No.	Yds	TD	Long
Woods, D.J.	9	111	0	46
McClung, A.	5	33	1	15
Thompkins, K.	4	58	0	24
Peard, I.	2	15	0	11
Robinson, A.	1	13	1	13
Totals	21	230	2	46

Game 3

FLORIDA	10	6	14	3	-	33
TENNESSEE	0	7	6	10	-	23

Sept. 17 | Griffin Stadium | Gainesville, Fla. | 3:30 p.m. | Attendance: 90,744



Breakdown

	UT	UF
FIRST DOWNS	23	17
Rushing	3	7
Passing	12	7
Penalty	8	3
NET YARDS RUSHING	-9	134
Rushing Attempts	21	40
Average Per Rush	-0.4	3.3
Rushing Touchdowns	0	1
Yards Gained Rushing	40	172
Yards Lost Rushing	49	38
NET YARDS PASSING	288	213
Completions-Attempts-Int	26-48-2	14-23-0
Average Per Attempt	6.0	9.3
Average Per Completion	11.1	15.2
Passing Touchdowns	3	2
TOTAL OFFENSE YARDS	279	347
Total offense plays	69	63
Average Gain Per Play	4.0	5.5
Fumbles: Number-Lost	2-0	1-1
Penalties: Number-Yards	10-94	16-150
PUNTS-YARDS	4-171	4-154
Average Yards Per Punt	42.8	38.5
Net Yards Per Punt	32.5	35.2
Inside 20	0	2
50+ Yards	1	1
Touchbacks	1	0
Fair catch	1	1
KICKOFFS-YARDS	5-323	8-523
Average Yards Per Kickoff	64.6	65.4
Net Yards Per Kickoff	43.6	46.6
Touchbacks	0	3
Punt returns: Number-Yards-TD	2-13-0	3-21-0
Average Per Return	6.5	7.0
Kickoff returns: Number-Yds-TD	5-90-0	5-105-0
Average Per Return	18.0	21.0
Interceptions: Number-Yds-TD	0-0-0	2-0-0
Fumble Returns: Number-Yds-TD	1-19-0	0-0-0
Miscellaneous Yards	0	0
Possession Time	29:17	30:43
1st Quarter	6:20	8:40
2nd Quarter	7:35	7:25
3rd Quarter	9:27	5:33
4th Quarter	5:55	9:05
Third-Down Conversions	4 of 12	4 of 13
Fourth-Down Conversions	0 of 1	1 of 1
Red-Zone Scores-Chances	4-5	4-4
Touchdowns	3-5	2-4
Field goals	1-5	2-4
Sacks By: Number-Yards	1-10	3-26
PAT Kicks	2-2	3-3
Field Goals	1-2	4-4

THE WRAPUP

For the Record

- Tennessee Captains: Art Evans, Daryl Vereen and Ja'Wuan James
- Tennessee is now 19-22 all-time against Florida, including a 5-11 mark in Gainesville
- The loss snaps Tennessee's six-game regular-season winning streak and threegame SEC winning streak

Player Notes

- Tyler Bray now has at least one TD pass in nine consecutive games, which is the longest current streak in the SEC.
- Bray continued to add to his Tennessee record with his ninth consecutive game with at least two touchdown passes.
- Bray completed passes to a career-high tying nine different receivers, eight of which had at least one by the end of the first half. That is the most receivers UT has completed a pass to in a single game this season.
- Bray's interception on his first pass of the second half was his first in 84 passes this season.
- Freshman wideout D'Anthony Arnett stepped up after Justin Hunter left the game with a torn ACL, leading Tennessee with a team-high eight catches for 59 yards.
- Fellow first-year Vol Vincent Dallas and sophomore Matt Milton also recorded their first career catches, with grabs of six and 12 yards.
- Freshman A.J. Johnson tied Austin Johnson for the team lead with seven tackles, a career-high. He also recorded his first career forced fumble and fumble recovery.
- Matt Darr launched a 52-yard punt in the third quarter. It stands as Tennessee's longest punt of the year to date.

Vols Fall 33-23 in the Swamp

GAINESVILLE, Fla. -- Tennessee's trip to The Swamp turned out to be a real stick in the mud.

Playing nearly the entire game without wide receiver Justin Hunter, Tennessee fell behind early and couldn't catch back up as No. 16 Florida claimed its seventh consecutive victory over the Vols, 33-23, on Saturday in Ben Hill Griffin Stadium.

The Gators (3-0, 1-0 SEC) stifled the Vols' run game, which finished with minus-9 yards, although three sacks and several bad snaps cost the Vols' rushing total.

Running the ball in big chunks wasn't a problem for the Gators, though, and Tennessee (2-1, 0-1 SEC) couldn't find an answer for Chris Rainey.

Florida's 5-foot-9 senior running back had 212 yards of total offense, including 108 yards rushing on 21 carries. He also blocked a UT punt early in the second quarter that led to a field goal.

"Those guys are fast," said UT defensive end Willie Bohannon, talking about Rainey and Gators running back Jeff Demps. "It's hard to explain how fast they really are."

Rainey certainly showed his speed on an 83-yard touchdown reception with 8:08 remaining in the third quarter that gave the Gators a commanding 30-7 lead.

"That was a dagger," UT coach Derek Dooley said.

Still, the Vols didn't exactly wilt.

UT countered with two more touchdowns and a field goal to pull within 10 points, but the Gators ended any threat of a UT comeback when Matt Elam intercepted Tyler Bray's pass at the Florida 17 with less than two minutes remaining.

Despite missing his favorite target, Bray connected for three passing touchdowns, one each to Marlin Lane, Da'Rick Rogers and Mychal Rivera. True freshman DeAnthony Arnett led UT with eight catches for 59 yards in place of Hunter.

Asked after the game if he felt like the Vols could have won with Hunter, Bray said, "There's always 'what ifs.' What if I didn't throw two interceptions and threw five touchdowns instead?"

Hunter, who emerged as Bray's favorite target late last season, landed awkwardly on his left leg on his only reception of the game, a 12-yard completion on the Vols' fourth play from scrimmage. The sophomore injured his left knee and watched the second half from the sidelines in street clothes.

The Vols were able to change things up just before halftime after a slow start on offense.

Taking over at its own 11-yard line, Tennessee moved 89 yards in six plays and scored a touchdown on an 8-yard pass from Bray to tailback Marlin Lane with 1:43 to go before the break.

"I hope it makes everybody better," Dooley said. "Next time we have our crowd noise going on third down, maybe we can handle it better. There's a lot of things we can evolve to. We're just not there yet. We've got to keep pushing them and keep progressing schematically."

And although he said he's not interested in moral victories, Dooley said he was proud of the way the Vols were able to claw back late in the game.

"There's no moral victories. But there's something to the way we kept playing," Dooley said. "And there was a lot of reasons to stick your head down and say, 'This isn't our day.'"

>> SCORING SUMMARY

Team	Qtr	Time	Scoring Play	Conversion	Plays	TOP	Score
UF	1st	10:45	Burton, T. 1 yd pass from Brantley, J.	Sturgis, C. kick	9-80	4:15	0-7
UF	1st	01:10	Sturgis, C. 28 yd field goal		12-68	4:25	0-10
UF	2nd	11:57	Sturgis, C. 30 yd field goal		4-0	2:13	0-13
UF	2nd	08:31	Sturgis, C. 46 yd field goal		4-6	1:59	0-16
UT	2nd	01:43	Lane, M. 8 yd pass from Bray, T.	Palardy, M. kick	6-89	2:15	7-16
UF	3rd	11:41	Burton, T. 1 yd run	Sturgis, C. kick	7-42	3:06	7-23
UF	3rd	08:08	Rainey, C. 83 yd pass from Brantley, J.	Sturgis, C. kick	2-80	0:53	7-30
UT	3rd	04:25	Rogers, D. 14 yd pass from Bray, T.	Bray pass failed	5-36	1:46	13-30
UT	4th	13:33	Palardy, M. 20 yd field goal		9-28	4:31	16-30
UF	4th	07:19	Sturgis, C. 42 yd field goal		12-50	6:14	16-33
UT	4th	04:46	Rivera, M. 18 yd pass from Bray, T.	Palardy, M. kick	8-60	2:33	23-33

Stat Leaders

>> TENNESSEE

Rushing	Att	Yds	TD	Long	Avg.
Tauren Poole	9	18	0	10	2.0
Marlin Lane	5	9	0	5	1.8
TEAM	1	-13	0	0	-13.0
Tyler Bray	6	-23	0	5	-3.8
Totals	21	-9	0	10	-0.4

Passing	C-A	Yds	TD	Int	Long
Tyler Bray	26-48	288	3	2	22

Receiving	No.	Yds	TD	Long
DeAnthony Arnett	8	59	0	12
Mychal Rivera	5	71	1	20
Da'Rick Rogers	5	62	1	22
Zach Rogers	2	34	0	18
Marlin Lane	2	26	1	18
Matt Milton	1	12	0	12
Justin Hunter	1	12	0	12
Tauren Poole	1	6	0	6
Vincent Dallas	1	6	0	6
Totals	26	288	3	22

>> FLORIDA

Rushing	Att	Yds	TD	Long	Avg.
Rainey, C.	21	108	0	24	5.1
Demps, J.	10	48	0	28	4.8
Burton, T.	4	3	1	3	0.8
Team	2	-3	0	0	-1.5
Brantley, J.	3	-22	0	2	-7.3
Totals	40	134	1	28	3.3

Passing	C-A-I	Yds	TD	Long	Sack
Brantley, J.	14-23	213	2	0	83

Receiving	No.	Yds	TD	Long
Burton, T.	4	38	1	16
Demps, J.	4	37	0	28
Rainey, C.	2	104	1	83
Thompson, D.	2	26	0	17
Christian, G.	1	7	0	7
Dunbar, Q.	1	1	0	1
Totals	14	213	2	83

Game 4

TENNESSEE	17	14	7	3	-	41
BUFFALO	7	0	0	3	-	10

Oct. 1 | Neyland Stadium | Knoxville, Tenn. | 12:30 p.m. | Attendance: 87,758



Breakdown

	UB	UT
FIRST DOWNS	10	27
Rushing	5	11
Passing	5	16
Penalty	0	0
NET YARDS RUSHING	148	199
Rushing Attempts	28	44
Average Per Rush	5.3	4.5
Rushing Touchdowns	1	1
Yards Gained Rushing	175	220
Yards Lost Rushing	27	21
NET YARDS PASSING	116	342
Completions-Attempts-Int	10-25-0	21-31-0
Average Per Attempt	4.6	11.0
Average Per Completion	11.6	16.3
Passing Touchdowns	0	4
TOTAL OFFENSE YARDS	264	541
Total offense plays	53	75
Average Gain Per Play	5.0	7.2
Fumbles: Number-Lost	2-1	4-2
Penalties: Number-Yards	3-15	2-15
PUNTS-YARDS	5-200	1-29
Average Yards Per Punt	40.0	29.0
Net Yards Per Punt	31.4	17.0
Inside 20	2	1
50+ Yards	1	0
Touchbacks	0	0
Fair catch	2	1
KICKOFFS-YARDS	3-171	8-478
Average Yards Per Kickoff	57.0	59.8
Net Yards Per Kickoff	41.3	44.9
Touchbacks	0	0
Punt returns: Number-Yards-TD	1-12-0	1-43-0
Average Per Return	12.0	43.0
Kickoff returns: Number-Yards-TD	7-119-0	3-47-0
Average Per Return	17.0	15.7
Interceptions: Number-Yds-TD	0-0-0	0-0-0
Fumble Returns: Number-Yds-TD	0-0-0	0-0-0
Miscellaneous Yards	0	0
Possession Time	21:50	38:10
1st Quarter	6:06	8:54
2nd Quarter	4:58	10:02
3rd Quarter	5:49	9:11
4th Quarter	4:57	10:03
Third-Down Conversions	3 of 13	12 of 16
Fourth-Down Conversions	0 of 3	1 of 1
Red-Zone Scores-Chances	1-2	7-7
Touchdowns	0-2	5-7
Field goals	1-2	2-7
Sacks By: Number-Yards	1-9	4-24
PAT Kicks	1-1	5-5
Field Goals	1-2	2-2

THE WRAPUP

For the Record

- Tennessee Captains: Mychal Rivera, Zach Rogers and Willie Bohannon
- Tennessee is 3-1 to start a season for the first time since 2006
- This was the first meeting between Tennessee and Buffalo.

Player Notes

- Sophomore quarterback Tyler Bray has 10 consecutive games with two or more passing TDs. Boise State's Kellen Moore leads active players with 16 consecutive 2+ passing TD games. (Bray is second)
- The 10 consecutive games with TD pass is tied for sixth in UT history (Andy Kelly - 11/10/90-10/12/91)
- Redshirt sophomore defensive lineman Marlon Walls recorded his first career sack in the first quarter, stopping Chazz Anderson in the backfield for a six-yard loss.
- In the third quarter, freshman defensive lineman Jordan Williams recorded his first career sack.
- Freshman Devrin Young, on the first touch of his college career, returns a punt 43 yards early in the first quarter. The run helped set up the first touchdown of the game, a 20-yard run by sophomore Rajion Neal.
- Young's run was the longest punt return by a Vol since Dennis Rogan ran 45 yards against Vanderbilt on Nov. 17, 2007.
- Da'Rick Rogers and DeAnthony Arnett each caught a pair of touchdown passes from Bray. The last time UT had two different receivers with two TD catches in the same game was on Nov. 20, 1993 at Kentucky (Cory Fleming and Joey Kent).

Vols Roll Past Buffalo

KNOXVILLE — Tennessee's week of rest didn't derail its offense. Quarterback Tyler Bray and receiver Da'Rick Rogers kept the SEC's best passing offense on track, and the Vols gained 531 yards of total offense in a 41-10 victory over Buffalo on Saturday in front of 87,758 at Neyland Stadium.

"Now we turn our attention to what lies ahead," UT coach Derek Dooley said.

That's a tough stretch of conference games beginning next week at home against Georgia, which defeated Mississippi State 24-10 on Saturday to improve to 3-2 overall and 2-1 in the SEC.

The Bulldogs will certainly present a tougher test than Buffalo, which mustered only 264 yards of total offense and 10 points in its first trip to Knoxville.

Tennessee (3-1) opened a quick 14-0 lead after a 20-yard touchdown run by receiver Rajion Neal and a 7-yard pass to Rogers.

Buffalo (1-4) scored its lone touchdown when quarterback Chazz Anderson broke free on a 68-yard touchdown run. The Bulls created a little suspense on the ensuing kickoff, which the Vols mishandled and gave Buffalo possession at the UT 21.

Tennessee's defense held strong, and Peter Fardon missed a 44-yard field goal. From there, the Vols closed the half with 17 unanswered points and led 31-7.

Tennessee's second half wasn't nearly as productive, but all told the Vols put together a solid day's work in their last non-conference game until Nov. 5 against Middle Tennessee.

Tauren Poole ran for 101 and averaged 5.9 yards per carry, a solid performance after the Vols' struggles on the ground at Florida.

And Rogers, who is now Tennessee's biggest threat at receiver with Justin Hunter out for the season with a torn ACL, had a career day. The 6-foot-3 sophomore had seven catches for a career-high 180 yards with two touchdowns. True freshman DeAnthony Arnett, who led the Vols in receiving at Florida, also added two more touchdowns.

Those two helped make up for Hunter's absence, said Bray, who threw for 342 yards and completed 21 of his 30 passes.

Another true freshman, Knoxville native Devrin Young, made a major impact in his first action this season. Young returned a punt 43 yards to set up the Vols' first touchdown, and he took the opening kickoff of the second half 34 yards to the UT 42.

Tennessee still surrendered a couple of costly plays, most notably Anderson's big run in the first quarter.

"We have to eliminate big plays," said linebacker Austin Johnson, who had six tackles, one shy of Curt Maggitt's team-high seven. "We've got to eliminate those. It's our responsibility as players. It takes all 11 of us doing our jobs to stop those plays."

>> SCORING SUMMARY

Team	Qtr	Time	Scoring Play	Conversion	Plays	TOP	Score
UT	1st	11:58	Neal, R. 20 yd run	Palardy, M. kick	3-48	1:14	0-7
UT	1st	03:53	Rogers, D. 7 yd pass from Bray, T.	Palardy, M. kick	12-84	5:42	0-14
BUF	1st	03:21	Anderson, C. 68 yd run	Fardon, P. kick	2-72	0:31	7-14
UT	1st	00:30	Palardy, M. 28 yd field goal		5-63	1:58	7-17
UT	2nd	08:25	Rogers, D. 12 yd pass from Bray, T.	Palardy, M. kick	8-88	4:11	7-24
UT	2nd	02:08	Arnett, D. 13 yd pass from Bray, T.	Palardy, M. kick	11-72	4:45	7-31
UT	3rd	03:49	Arnett, D. 8 yd pass from Bray, T.	Palardy, M. kick	10-56	5:17	7-38
UT	4th	11:32	Palardy, M. 28 yd field goal		8-34	3:39	7-41
BUF	4th	08:38	Fardon, P. 30 yd field goal		9-47	3:03	10-41

Stat Leaders

>> TENNESSEE

Rushing	Att	Yds	TD	Long	Avg.
Tauren Poole	17	101	0	25	5.9
Matt Darr	1	30	0	30	30.0
Tom Smith	10	28	0	8	2.8
Marlin Lane	7	28	0	9	4.0
Rajion Neal	3	20	1	20	6.7
Devrin Young	1	6	0	6	6.0
TEAM	1	-2	0	0	-2.0
Tyler Bray	4	-12	0	0	-3.0
Totals	44	199	1	30	4.5

Passing	C-A-I	Yds	TD	Long	Sack
Tyler Bray	21-30-0	342	4	58	1
Matt Simms	0-1-0	0	0	0	0
Totals	21-31-0	342	4	58	1

Receiving	No.	Yds	TD	Long
Da'Rick Rogers	7	180	2	58
Mychal Rivera	3	38	0	17
DeAnthony Arnett	3	27	2	13
Zach Rogers	2	24	0	14
Marlin Lane	2	15	0	17
Ben Bartholomew	2	12	0	8
Tauren Poole	1	32	0	32
Rajion Neal	1	14	0	14
Totals	21	342	4	58

>> BUFFALO

Rushing	Att	Yds	TD	Long	Avg.
Anderson, C.	7	79	1	68	11.3
Oliver, B.	18	58	0	12	3.2
Zordich, A.	1	7	0	7	7.0
Gill, J.	2	4	0	3	2.0
Totals	28	148	1	68	5.3

Passing	C-A-I	Yds	TD	Long	Sack
Anderson, C.	8-19-0	99	0	40	3
Zordich, A.	2-6-0	17	0	9	0
Totals	10-25-0	116	0	40	3

Receiving	No.	Yds	TD	Long
Jackson, T.	3	19	0	7
Neutz, A.	2	19	0	11
Oliver, B.	2	13	0	9
Young, E.	1	40	0	40
Rivers, M.	1	16	0	16
Knox, C.	1	9	0	9
Totals	10	116	0	40

Game 5

TENNESSEE	0	6	0	6	-	12
GEORGIA	3	3	14	0	-	20

Oct. 8 | Neyland Stadium | Knoxville, Tenn. | 7 p.m. | Attendance: 102,455



Breakdown

	UGA	UT
FIRST DOWNS	20	17
Rushing	8	3
Passing	10	14
Penalty	2	0
NET YARDS RUSHING	139	-20
Rushing Attempts	38	23
Average Per Rush	3.7	-0.9
Rushing Touchdowns	2	1
Yards Gained Rushing	148	45
Yards Lost Rushing	9	65
NET YARDS PASSING	227	290
Completions-Attempts-Int	15-25-0	22-40-0
Average Per Attempt	9.1	7.2
Average Per Completion	15.1	13.2
Passing Touchdowns	0	0
TOTAL OFFENSE YARDS	366	270
Total offense plays	63	63
Average Gain Per Play	5.8	4.3
Fumbles: Number-Lost	1-0	4-0
Penalties: Number-Yards	8-75	8-40
PUNTS-YARDS	4-166	4-169
Average Yards Per Punt	41.5	42.2
Net Yards Per Punt	31.8	37.2
Inside 20	1	2
50+ Yards	1	0
Touchbacks	1	1
Fair catch	1	1
KICKOFFS-YARDS	5-335	2-140
Average Yards Per Kickoff	67.0	70.0
Net Yards Per Kickoff	41.4	51.5
Touchbacks	1	1
Punt returns: Number-Yards-TD	0-0-0	2-19-0
Average Per Return	0.0	9.5
Kickoff returns: Number-Yds-TD	1-17-0	4-108-0
Average Per Return	17.0	27.0
Interceptions: Number-Yds-TD	0-0-0	0-0-0
Fumble Returns: Number-Yds-TD	0-0-0	0-0-0
Miscellaneous Yards	0	0
Possession Time	33:43	26:17
1st Quarter	8:57	6:03
2nd Quarter	5:54	9:06
3rd Quarter	8:38	6:22
4th Quarter	10:14	4:46
Third-Down Conversions	3 of 12	4 of 13
Fourth-Down Conversions	3 of 3	3 of 3
Red-Zone Scores-Chances	4-4	2-2
Touchdowns	2-4	1-2
Field goals	2-4	1-2
Sacks By: Number-Yards	2-31	0-0
PAT Kicks	2-2	0-1
Field Goals	2-2	2-3

THE WRAPUP

For the Record

• Tennessee Captains: Tyler Bray, Malik Jackson, Austin Johnson and Tauren Poole.
• Tennessee is now 21-18-2 all-time against Georgia, including a 11-9-1 mark in Knoxville.
• A four-year streak of wins by the home team in this series came to an end, with Tennessee dropping a game to the Bulldogs at Neyland for the first time since a 27-14 setback in 2005.

Player Notes

• Tennessee's second-quarter scoring drive for a field goal was its longest of the season (time wise) and the longest scoring drive of Tyler Bray's career at 7:22. The drive was the longest since the Vols opened the game vs. South Carolina with a drive totaling 8:52 in 2010.
• Senior quarterback Matt Simms entered the game when Tyler Bray was shaken up in the fourth quarter. He completed his first two passes and proceeded to cap a scoring drive with a one-yard TD plunge.
• Marlin Lane's 27-yard catch in the second frame is the longest of his career. He matched his previous season total with six receptions and had a team-high 84 yards.
• Mychal Rivera recorded the third five-catch game in his last four contests. With his diving 19-yard catch in the fourth quarter, Rivera eclipsed his career high in yardage with 85. His previous best was 71 vs. Florida this season.
• Tyler Bray eclipsed the 200-yard passing mark for the 10th-straight game, but his streak of 10-consecutive games with two or more TD passes came to an end. He had no scoring tosses for the first time since last year's Alabama game.

Vols Fall Short Against Georgia, 20-12

KNOXVILLE -- For much of the season, Tennessee coach Derek Dooley bemoaned his team's tendency to give up one or two costly plays. Unfortunately for the Vols, that trend continued in a 20-12 loss to Georgia in front of 102,455 fans in Neyland Stadium on Saturday night.

After finishing the first half tied, the Vols surrendered 14 unanswered points in the third quarter and couldn't catch back up.

One big play in particular -- a 73-yard pass to freshman receiver Malcolm Mitchell -- proved costly. Backed up at his 7-yard line, Georgia quarterback Aaron Murray hit Mitchell on a play-action pass that took Georgia to the UT 22 and flipped the field in a major way.

Two plays later, freshman Isaiah Crowell scored on a 17-yard run to give Georgia a 20-6 lead with 4:51 remaining in the third quarter.

The Bulldogs (4-2, 3-1 SEC) moved the ball 38 yards on eight plays and scored a touchdown on their first possession of the second half after forcing UT off the field in three plays.

While Georgia moved the ball with ease out of halftime, picking up 177 of its 366 yards of total offense in the third quarter. Meanwhile, Tennessee (3-2, 0-2) began the second half in an offensive funk.

The Vols had just 11 yards of total offense in the third quarter on 11 plays. And a flagging ground game didn't get any better after halftime. In fact, it got worse.

The Vols had just 29 yards rushing in the first half. By the midway point of the fourth quarter, the Vols had minus-4 yards, although that total was impacted by sacks.

UT finished with minus-20 yards on the ground, the second time in two conference games UT has finished with negative rushing yards.

Senior tailback Tauren Poole had 7 yards on seven carries before leaving during the second the quarter with a hamstring injury.

The bad news wasn't limited to the ground game, either.

Quarterback Tyler Bray, who finished with 251 yards on 18-of-33 passing, left the game with about 4 1/2 minutes remaining after his throwing hand slammed into a Georgia defender's helmet.

With Bray on the bench, backup Matt Simms took over and scored on a 1-yard touchdown run to finish off a drive 14-play, 76-yard drive that made the score 20-12.

Michael Palardy's extra point was blocked, and the ensuing onside kick attempt went out of bounds, effectively ending Tennessee's chances.

Tennessee ended the first half with some momentum after a 46-yard drive in the final 1:38, and Palardy's 43-yard field goal as time expired tied the game at 6-6.

Tight end Mychal Rivera was the Vols' most potent offensive weapon, catching four passes for 66 yards in the first half and finishing with five for 85 yards.

Receiver Da'Rick Rogers was held in check for most of the game, although he finished with 71 yards after being held to just two catches in the first half.

>> SCORING SUMMARY

Team	Qtr	Time	Scoring Play	Conversion	Plays	TOP	Score
UGA	1st	08:47	Walsh, B. 35 yd field goal		15-62	6:13	3-0
UT	2nd	06:46	Palardy, M. 28 yd field goal		14-80	7:22	3-3
UGA	2nd	01:44	Walsh, B. 23 yd field goal		11-78	4:56	6-3
UT	2nd	00:00	Palardy, M. 43 yd field goal		8-46	1:38	6-6
UGA	3rd	08:19	Crowell, I. 1 yd run	Walsh, B. kick	8-38	4:32	13-6
UGA	3rd	04:51	Crowell, I. 17 yd run	Walsh, B. kick	3-93	1:08	20-6
UT	4th	02:45	Simms, M. 1 yd run	Palardy kick blocked	14-76	3:26	20-12

Stat Leaders

>> TENNESSEE

Rushing	Att	Yds	TD	Long	Avg.
Marlin Lane	7	8	0	8	1.1
Tauren Poole	7	7	0	6	1.0
Rajion Neal	2	7	0	11	3.5
Tyler Bray	2	-11	0	3	-5.5
TEAM	1	-15	0	0	-15.0
Matt Simms	4	-16	1	1	-4.0
Totals	23	-20	1	11	-0.9

Passing	C-A-I	Yds	TD	Long	Sack
Tyler Bray	18-33-0	251	0	27	1
Matt Simms	4-6-0	39	0	19	1
TEAM	0-1-0	0	0	0	0
Totals	22-40-0	290	0	27	2

Receiving	No.	Yds	TD	Long
Marlin Lane	6	84	0	27
Mychal Rivera	5	85	0	19
Da'Rick Rogers	5	71	0	17
DeAnthony Arnett	3	22	0	11
Zach Rogers	1	19	0	19
Tauren Poole	1	7	0	7
Brendan Downs	1	2	0	2
Totals	22	290	0	27

>> GEORGIA

Rushing	Att	Yds	TD	Long	Avg.
Crowell, I.	19	58	2	17	3.1
Thomas, C.	7	37	0	21	5.3
Murray, A.	6	19	0	8	3.2
Smith, B.	2	19	0	17	9.5
Samuel, R.	4	6	0	4	1.5
Totals	38	139	2	21	3.7

Passing	C-A-I	Yds	TD	Long	Sack
Murray, A.	15-25-0	227	0	71	0

Receiving	No.	Yds	TD	Long
King, T.	5	51	0	11
Mitchell, M.	3	126	0	71
Crowell, I.	2	5	0	5
Conley, C.	1	17	0	17
Charles, O.	1	10	0	10
Bennett, M.	1	7	0	7
Brown, M.	1	6	0	6
White, A.	1	5	0	5
Totals	15	227	0	71



Tennessee Media Services

■ **Credential Requests:** To obtain season or single-game credentials, please apply online by visiting secsportsmedia.com and click on the Credentials link.

■ **Weekly Media Conferences:** Coach Derek Dooley's press conferences are held Mondays of game week, inside the Media Center in Neyland Stadium. The conferences start at noon Eastern time. Lunch is served as part of the media conferences. Player interviews, upon request, are held from 11:00 a.m. to Noon and 12:30 to 1, with Coach Dooley appearing from Noon to 12:30.

■ **Head Coach Media Teleconferences:** Coach Derek Dooley will be available to media representatives Wednesdays at 11:40 a.m. Eastern time on the SEC coaches weekly teleconference. Media representatives needing further information should contact the SEC Media Relations Office at (205) 458-3000.

>> Neyland Game Day Information

■ Press Will Call is at Gate 21 on the northwest side beginning two hours before game time.

■ Pregame media meal is served on Press Box fifth level and in the Stokely Family Media Center at field level.

■ Press box media access is through Gate 15. Field access is through Gates 21A and 25.

■ Press parking is in parking garage G-10 at the southwest end of the stadium.

■ **Vol Walk:** 1:15 p.m. (starts at Torch Bearer Statue)

■ **Band March:** 1:50 p.m.

>> Directions to Neyland Stadium

■ **From Airport:** Turn toward Knoxville onto Alcoa Hwy. (U.S. Hwy. 129 North). After crossing Tennessee River bridge, exit right and then turn left onto Neyland Drive.

■ **From I-40 East:** Follow I-40 to James White Parkway. Follow to Neyland Drive. (G-10 Garage can be entered off Neyland Drive.)

■ **From I-40 West:** Follow I-40 to James White Parkway. Follow to Neyland Drive.

■ **From I-75 South:** Follow I-75 to I-275. Follow I-275 to I-40. Take I-40 East to James White Parkway and follow to Neyland Drive. (G-10 Garage can be entered off Neyland Drive.)

■ **At Neyland Drive:** Follow to Thompson-Boling Arena. Turn onto Lake Loudoun Boulevard. Turn right at first light onto Phillip Fulmer Way. G-10 garage is on right after passing arena.

MEDIA RELATIONS STAFF



Jimmy Stanton

Associate AD - Communications
Office: (865) 974-4167
Cell: (865) 306-2052
E-mail: jimmystanton@utk.edu
Twitter: @jimmystanton



Jason Yellin

Assistant AD - Media Relations
Office: (865) 974-9494
Cell: (865) 314-0273
E-mail: jyellin@utk.edu
Twitter: @jasonyellin



Cameron Harris

Asst. Director - Media Relations
Office: (865) 974-8876
Cell: (817) 408-7604
E-mail: charri48@utk.edu
Twitter: @CHarrisUT



Andrew Lentz

Graduate Assistant
Office: (865) 974-2743
Cell: (317) 403-0531
E-mail: alentz1@utk.edu
Twitter: @LentzUT

Associate ADs - Media Relations: Bud Ford, Debby Jennings

Associate SIDs: John Painter, Tom Satkowiak, Eric Trainer

Assistant SID: Brian Davis

Publications Coordinator: Amanda Pruitt

Graduate Assistants: Mary-Carter Kniffen, Todd Mounce, Drew Rutherford, Megan Spedden

Administrative Assistant: Susie Treis

■ Tennessee Media Relations Dept.

Room 255, Stokely Athletics Center

Phone: (865) 974-1212 ■ **Fax:** (865) 974-1269

Mailing Address: P.O. Box 15016 Knoxville, TN 37901

Shipping Address: 1720 Volunteer Boulevard, Knoxville, TN 37996

SEC Media Services

■ **Media Relations Staff:** For information on services provided by the SEC, call (205) 458-3000, or write to 2201 Richard Arrington Boulevard North, Birmingham, AL 35203.

■ Media Relations Office

FB Contact: Charles Bloom

Office: (205) 458-3000

E-mail: cbloom@sec.org

Associate MRD: Craig Pinkerton (cpinkerton@sec.org)

Associate MRD: Tammy Wilson (twilson@sec.org)

Associate MRD: Chuck Dunlap (cdunlap@sec.org)

Associate MRD: Ayanna Wakefield (awakefield@sec.org)

Assistant MRD: Sean Cartell (scartell@sec.org)

Website: secsports.com

Overnight Address: 2201 Richard Arrington Blvd North; Birmingham, AL 35203-1103



Charles Bloom

■ **Teleconference:** The 12 SEC head football coaches will be featured twice a week on a teleconference from 11 a.m.-1 p.m. (Eastern) during the 2011 league season. The teleconference will be held each Wednesday beginning Wed., Aug. 31 through Wed., Nov. 23. Media representatives should contact the SEC Media Relations Department (205) 458-3000 for the confidential phone number. Each coach will appear on the teleconference for seven minutes, according to the following schedule:

11:00 a.m. ET	Les Miles, LSU
11:10 a.m.	Steve Spurrier, South Carolina
11:20 a.m.	Will Muschamp, Florida
11:30 a.m.	James Franklin, Vanderbilt
11:40 a.m.	Derek Dooley, Tennessee
11:50 a.m.	Nick Saban, Alabama
12:00 a.m.	Bobby Petrino, Arkansas
12:10 a.m.	Houston Nutt, Mississippi
12:20 a.m.	Mark Richt, Georgia
12:30 p.m.	Dan Mullen, Mississippi State
12:40 p.m.	Gene Chizik, Auburn
12:50 p.m.	Joker Phillips, Kentucky

>> 2011-12 SEC Bowl Schedule

Franklin Mortgage Music City Bowl	Dec. 30
AutoZone Liberty Bowl	Dec. 31
Gator Bowl	Jan. 2
Capital One Bowl	Jan. 2
Outback Bowl	Jan. 2
Allstate Sugar Bowl	Jan. 3
AT&T Cotton Bowl	Jan. 6
BBVA Compass Bowl	Jan. 7

TENNESSEE FOOTBALL PRACTICE SCHEDULE FOR LSU WEEK

SUNDAY [9] No Open Practice	MONDAY [10] Media Luncheon: 11 a.m. Coach Dooley, Selected Players	TUESDAY [11] Practice: 9 a.m. Haslam Field Coach Dooley, Selected Players	WEDNESDAY [12] Practice: 9 a.m. Haslam Field Coach Dooley, Asst. Coaches	THURSDAY [13] Practice: 9 a.m. Haslam Field No Availability	FRIDAY [14] No Open Practice	SATURDAY [15] Tennessee vs. LSU: 3:30 p.m. (CBS) Neyland Stadium
-----------------------------------	---	--	---	---	------------------------------------	--

collegepressbox.com features media information, news and information links and weekly and archived game notes, rosters, depth charts, statistics and game books, as well as pregame quotes. The service also has special sections devoted to bowls, awards, national signing day and spring football, and the NFL Draft. To access the site, log in with: **username: secmedia | password: birmingham**