

LSU 2011 FOOTBALL

NATIONAL CHAMPIONS
1958 • 2003 • 2007

SEC CHAMPIONS
1935 • 1936 • 1958 • 1961 • 1970
1986 • 1988 • 2001 • 2003 • 2007



5 Kentucky

October 1, 2011 • 11:21 a.m. CDT • SEC Network
Baton Rouge, La. • Tiger Stadium (92,542)

#1/2 LSU (4-0, 1-0 SEC)

SEPTEMBER (4-0)

3	Cowboys Classic (ABC)	W, 40-27
	vs. #3 Oregon (in Arlington, Texas)	
10	Northwestern State (TigerVision PPV)	W, 49-3
15	* at #25 Mississippi State (ESPN)	W, 19-6
24	at #16 West Virginia (ABC)	W, 47-21

OCTOBER (0-0)

1	* Kentucky (SECN)	11:21 a.m. CT
8	* Florida	TBA
15	* at Tennessee	TBA
22	* Auburn	TBA

NOVEMBER

5	* at Alabama	TBA
12	Western Kentucky (HC)	TBA
19	* at Ole Miss	TBA
25	* Arkansas (CBS)	1:30 p.m.

DECEMBER

3	SEC Championship Game (CBS)	3 p.m.
	Atlanta, Ga.	

Kentucky (2-2, 0-1 SEC)

SEPTEMBER (2-2)

1	at Western Kentucky (in Nashville)	W, 14-3
10	Central Michigan (ESPN)	W, 27-13
17	Louisville (ESPN)	L, 17-24
24	* #15 Florida (ESPN)	L, 48-10

OCTOBER (0-0)

1	* at #1/2 LSU (SECN)	11:21 a.m.
8	* at South Carolina	TBA
22	Jacksonville State	TBA
29	* Mississippi State	TBA

NOVEMBER

5	* Ole Miss	TBA
12	* at Vanderbilt	TBA
19	* at Georgia	TBA
26	* Tennessee	TBA

On the Air

Radio • LSU Sports Radio Network

Jim Hawthorne, play-by-play
Doug Moreau, analyst
Gordy Rush, sideline



Television • SEC Network

Dave Neal, play-by-play
Andre Ware, analyst
Cara Capuano, sideline



Television • Cox Sports (delay)

Lyn Rollins, play-by-play
Greg Bowser, analyst
Jordy Hultberg, sideline



LSUsports.net
f t LSUsports.net/connect

NEXT UP

No. 1-Ranked LSU Returns Home To Host Kentucky In Rare Late Morning Start

For just the third time under **Les Miles**, LSU will play a late morning football game in Tiger Stadium as the top-ranked Tigers host Kentucky on Saturday in a contest that kicks off at 11:21 a.m. The game will be televised on the SEC Network and can be seen in television markets across the country. It will be just the second home game for LSU as the Tigers played a brutal September schedule, facing three Top 25 teams away from Tiger Stadium. LSU moved to No. 1 in the Associated Press poll on Sunday following its 47-21 win over No. 16 West Virginia in Morgantown. LSU is tied with Alabama for the No. 2 spot in the USA Today/ESPN Coaches poll. LSU brings a 4-0 overall mark and a 1-0 league record into the Kentucky contest. The last time LSU and Kentucky met came in Lexington in 2007 and the Wildcats posted a 43-37 triple overtime victory over the Tigers, which were in their second week as the nation's No. 1-ranked team. LSU is 14-3 all-time in games played as the nation's No. 1-ranked team, which includes a 2-2 record under Miles. The Tigers got to the top spot this week by posting three wins over Top 25 teams in September - No. 2 Oregon, No. 25 Mississippi State and most recently No. 16 West Virginia. Kentucky is coming off a 48-10 setback to Florida on Saturday as the Wildcats have dropped two straight and stand at 2-2 overall and 0-1 in league play. The Kentucky game will be the first pre-noon kickoff in Tiger Stadium since 2008 when the Tigers had their season-opener against Appalachian State moved to 10 a.m. due to Hurricane Gustav. Prior to that, the only other late morning kickoff in Tiger Stadium under Miles came in 2006 when the Tigers beat Mississippi State, 48-17, on Oct. 7. LSU brings a 12-game Tiger Stadium winning streak into the Kentucky game and the Tigers have won six straight SEC home games. LSU goes into the Kentucky game averaging 38.8 points (T2nd in SEC) and 350.0 total yards (171 rushing, 179 passing) per game. QB **Jarrett Lee** has completed 56-of-87 passes for 624 yards, 6 TDs and just 1 interception. Sophomore RBs **Spencer Ware** (318 yards, 3 TDs) and **Michael Ford** (300 yards, 6 TDs) rank among the top 10 in the league, while WRs **Rueben Randle** (18 rec., 282 yards, 3 TDs) and **Odell Beckham Jr.** (17 rec., 193 yards, 1 TD) are also among the best in the SEC. Defensively, LSU is third in the SEC in scoring (14.2) and No. 2 rush defense (53.2). The Tigers are allowing 289.0 yards per game. CB **Tyrann Mathieu**, who earned National Defensive Player of the Week honors for his play against West Virginia, leads the Tigers with 30 tackles, 3.0 TFL, 4 PBU, 2 forced fumbles and 2 fumble recoveries. Other standouts in defense for LSU include DB **Tharold Simon** (24 tackles) and CB **Morris Claiborne** (2 Ints.).

STORYLINES

- LSU is ranked No. 1 in the nation for the first time during the regular season since November of 2007. LSU is 14-3 all-time in games played as the nation's No. 1 ranked team, including a 2-2 mark under **Les Miles**.
- LSU scored its 15th special teams TD under **Les Miles** when Morris Claiborne returned a kickoff 99 yards for a score against West Virginia. LSU has scored 2 special teams TDs this year.
- LSU is ranked in the top 25 for the 37th straight poll - nation's 4th-longest streak - and for the 98th time in 102 weeks under **Les Miles**. LSU has played 81 of its 83 games under Miles as a Top 25 team.
- LSU has won 13 straight games when winning the turnover battle. Under Miles, LSU is 29-4 when forcing more turnovers than they give up.
- LSU is 48-4 in night games under **Les Miles** compared to an 18-13 record in day games.
- LSU has forced 11 turnovers this year and the Tigers have scored points on the ensuing drive 8 times (7 TDs, 1 FG).
- LSU is the only team in the nation to have defeated three Top 25 teams this season and all three of those victories have come away from home.

BREAKDOWN

LSU

Record	4-0 (1-0 SEC)
Ranking	No. 1 Associated Press No. 2 USA Today/Coaches (tie)
Last Game	Sept. 24 in Morgantown, W.Va. def. #16 West Virginia, 47-21
Head Coach	Les Miles
Career Record	94-38/11th year
LSU Record	66-17/seventh year
vs. UK	1-1



Kentucky

Record	2-2 (0-1 SEC)
Ranking	NR Associated Press NR USA Today/Coaches
Last Game	Sept. 24 in Lexington, Ky. lost to #15 Florida, 48-10
Head Coach	Joker Phillips
Career Record	8-9/second year
UK Record	8-9/second year
vs. LSU	first meeting



Kentucky Week

26

MONDAY

Press Luncheon
11:30 a.m. - Athletic Building, 5th Floor

2 p.m. - Player Interviews (Indoor Facility)

Practice
4 p.m. - McClendon Practice Facility (Closed)
6:15 p.m. - Player Interviews

27

TUESDAY

Practice
4 p.m. - McClendon Practice Facility (Closed)
6:15 p.m. - Player Interviews

28

WEDNESDAY

SEC Teleconference
10 a.m. Miles on call

Practice
4 p.m. - McClendon Practice Facility (Closed)

6 p.m. - Coach Miles interview (Team Room)

Miles Radio Show
7 p.m. - TJ Ribs (Acadian)

29

THURSDAY

Practice
4 p.m. - McClendon Practice Facility (Closed)

30

FRIDAY

Practice
4 p.m. - McClendon Practice Facility (Closed)

1

SATURDAY

Game Day
LSU vs. Kentucky
Time: 11:21 a.m. CT • TV: SEC Network

Post Game
Coach Miles is available following the game in the press conference room.

Players will immediately follow in press conf. room

2

SUNDAY

TV Replay:
LSU vs. Kentucky
7 p.m.
Cox Sports Television (CST) (HD channel 737 and 37 in Baton Rouge)

LSU Media Services

Les Miles Interviews

Monday Press Luncheon

LSU coach Miles meets with the media each Monday of game week in the press conference room, which is located on the fifth floor of the LSU Athletic Administration Building. Lunch is served at 11:30 a.m. (CT) followed by comments from the Coach Miles at 12:15 p.m. (CT). Media members can park in Lot F on campus, which is located off of Nicholson Drive in front of the track stadium. A transcript of coach Miles' opening statement and as well as the question and answer session can be found on the Internet at www.LSUsports.net/media.

Listen To Les Miles' Weekly Press Conference

Members of the media can access the audio portion of Coach Miles' Weekly Press Luncheon each Monday starting at 12:10 p.m. CT at www.LSUsports.net/live or over the radio in the Baton Rouge area on 104.5 FM.

SEC Teleconference

The 12 SEC coaches are featured on a weekly teleconference each Wednesday at 10 a.m. (CT) during the regular season, beginning Aug. 30. Coach Miles speaks for 10 minutes starting at 10 a.m. Contact the LSU Sports Information Department to obtain the phone number to access the call.

Wednesday Post Practice

Coach Miles meets with the media immediately after practice on Wednesday's during the regular-season in the Team Room of the LSU Operations Center. This interview takes place at approximately 6 p.m. each week.

LSU Player Interviews

LSU players are available to the media three times during a typical game week - Mondays, Tuesdays and following the game on Saturday. Interview requests for the Monday and Tuesday media opportunities should be made at least 24 hours in advance and emailed to Michael Bonnette (mbonnet@lsu.edu) and Bill Martin (wmarti4@lsu.edu). Members of the media are not permitted to contact players on their cell phones under any circumstance.

Following the Press Luncheon

LSU players will be made available at 2 p.m. (CT) following head coach Les Miles' Press Luncheon each Monday afternoon at the Indoor Football Facility. Requests must be made on (or prior to) the Sunday following the game.

Post Practice

LSU players are available after practice on Monday and Tuesday by appointment at the Indoor Football Facility. These interviews are held at approximately 6:15 p.m. on both days.

LSU Video Newsfeed

LSU will be distributing video interviews and other highlights via FTP during the 2011 season. A link to download the newsfeed each will be emailed to members of the media each Monday afternoon during the season. Email Michael Bonnette at mbonnet@lsu.edu to be placed on the distribution list.

WHO TO CONTACT

Sports Information Office

(225) 578-8226

Assoc. AD/Sports Information Director

Michael Bonnette • Assoc. AD/Sports Information Dir.

E-mail: mbonnet@lsu.edu • Twitter: @LSUBonnette

Bill Martin • Associate Sports Information Director

E-mail: wmarti4@lsu.edu • Twitter: @LSUBillMartin

Jake Terry • Associate SID (Social Media)

E-mail: jterry9@lsu.edu • Twitter: @LSUjake

LSU Television

Kevin Wagner - jwagne2@lsu.edu

LSU Radio

Jim Hawthorne - lsuradio@lsu.edu

LSU Sports Information Mailing Address

LSU Box 25095

Baton Rouge, LA 70803

ON THE INTERNET

www.LSUsports.net/media

The Official Website of LSU Athletics is home to all the football information you need. Schedules, results, rosters, bios, statistics and game notes can be found and are always up to date. The GAMEDAY section, updated daily, has all relevant info for the upcoming game.

<http://media.lsusports.net>

Media can access images for all LSU athletic teams, including action shots, heads shots, logos, etc. To gain access to the high-resolution pictures, email Michael Bonnette. You will be assigned a login and password that will enable you to retrieve pictures. This service is for the media use only.

CollegePressBox.com

Collegepressbox.com is the official media website for SEC Football. Access and download weekly game notes, quotes, statistics, media guides, headshots, logos and more for the conference and each of its member schools. Login information will be distributed to accredited media or you can apply for a password by sending an e-mail to password@collegepressbox.com.

LSU Football on Twitter & Facebook

facebook.com/lsufootball
twitter.com/lsufball
twitter.com/lsucoachmiles
twitter.com/lsumediaalerts
LSUsports.net/connect

LSU-Kentucky Twitter Hashtag: #LSUUK





THE LES MILES FILE

Born: Nov. 10, 1953

Hometown: Elyria, Ohio

Wife: Kathy

Children: Kathryn "Smacker", Leslie Matthew, "Manny", Benjamin, and Macy Grace

College: Michigan, '76

Coaching Experience

1980-81	Assistant Coach	Michigan
1982-86	Assistant Coach	Colorado
1987-94	Assistant Coach	Michigan
1995-97	Assistant Coach	Oklahoma State
1998-00	Assistant Coach	Dallas Cowboys
2001-04	Head Coach	Oklahoma State
2005-	Head Coach	LSU

LES MILES NOTABLES

66-17	Overall Record at LSU
40-4	Record vs. Unranked Teams
38-6	Record in Tiger Stadium
34-15	Record in SEC Regular Season Games
26-13	Record vs. Top 25 Teams
22-9	Record vs. SEC Western Division
18-6	Record in SEC Home Games
16-9	Record in SEC Road Games
17	Fourth Quarter/Overtime Comeback Wins For LSU Since 2005
10-9	Record vs. Top 10 Teams
11	Number of wins over coaches who have won a national title *
5-1	Record in Bowl Games
2-0	Record in BCS Bowl Games
1	BCS National Championship
1	SEC Championship

* - Came against Philip Fulmer (twice), Urban Meyer (three times), Larry Coker, Steve Spurrier (twice), Nick Saban (twice) and Jim Tressel.

Les Miles

HEAD COACH • SEVENTH SEASON

The driving force behind the LSU Tigers' continued dominance at the national level is head coach Les Miles. His steadfast approach expects excellence and dedication from his players, coaching staff and all who contribute to the success of LSU Football.

Since taking over as head coach at LSU in January of 2005, Miles has guided the Tigers to the 2007 BCS National Title and to three Top 5 rankings. Miles' seven-year record with the Tigers is 66-17, which also includes a Southeastern Conference title, two appearances in the SEC Championship Game and five bowl victories.

LSU's success under Miles hasn't been just on the playing field as the Tigers have also excelled in both the classroom as well as being active participants within the community. With an approach that demands his players strive for excellence and pursue an education while representing the University in first-class fashion, the response by the players has been overwhelming. In addition to averaging over 10 wins for the past six years, the Tigers have also had 104 players earn a spot on the SEC Academic Honor Roll with another 133 earning their college diploma. LSU has graduated 62 of its 80 seniors since the 2007 season.

The Tigers also played an instrumental role in the recovery efforts in 2005 following Hurricanes Katrina and Rita, two of the most devastating natural disasters to hit the Louisiana coast.

On the field, the Tigers have produced 37 NFL Draft picks over the past six years, including a school-record four first-round picks in the 2007 draft. In 2007, senior defensive tackle Glenn Dorsey became the most decorated defender in school history, winning four national awards – the Lombardi, Outland, Nagurski and Lott Trophies.

Cornerback Patrick Peterson claimed two national awards in 2010 - the Thorpe Award as the nation's top defensive back and the Bednarik Award as the country's top defender.

The foundation for LSU football is more stable than ever. After 66 wins over the past six years -- including 26 over foes ranked among the nation's top 25 -- and with six straight Top 10 recruiting classes, Miles and the Tigers have solidified LSU's standing as one of college football's premier programs.

One of Les Miles' most impressive qualities is his selfless desire to assist others. Each year, Miles and his wife Kathy host an event that raises nearly \$100,000 for the Children's Miracle Network. In addition, he is active in community service events such as the Mary Bird Perkins Cancer annual fundraiser, the Special Olympics and the Baton Rouge Children's Advocacy Center Celebrity Waiter Event.

Miles spent a week in June of 2006 taking part in the USO Tour, where the Tiger head coach visited American troops serving in Kuwait and Iraq. Miles was joined on the tour, which serves as a morale booster for the troops serving abroad, by former Notre Dame coach Lou Holtz and Tampa Bay Rays owner Vincent Naimoli.

The week-long trip saw Miles visit several U.S. bases in Kuwait before traveling to Iraq, where he met with hundreds of American troops and even flew over the city of Baghdad in a Black Hawk helicopter.

When Miles isn't overseeing his LSU football family, he can most likely be found in the bleachers supporting his wife and kids at their sporting events.

BY THE NUMBERS: LES MILES AT LSU

	2005	2006	2007	2008	2009	2010	2011	TOTALS
vs. Unranked teams	6-0	8-0	5-1	6-2	8-1	6-0	1-0	40-4
vs. Top 25 teams	5-2	3-2	7-1	2-3	1-3	5-2	3-0	26-13
vs. Top 10 teams	2-1	2-2	3-0	1-2	0-3	1-1	1-0	10-9
SEC Regular Season	7-1	6-2	6-2	3-5	5-3	6-2	1-0	34-15
vs. SEC Western Division	5-0	4-1	4-1	2-3	3-2	3-2	1-0	22-9
vs. SEC Eastern Division	2-1	2-1	2-1	1-2	2-1	3-0	0-0	12-6
SEC home games	3-1	4-0	3-1	1-3	3-1	4-0	0-0	18-6
SEC road games	4-0	2-2	3-1	2-2	2-2	2-2	1-0	16-9
All home games	5-1	8-0	6-1	5-3	6-1	7-0	1-0	38-6
All road games	5-0	2-2	4-1	2-2	3-2	2-2	2-0	20-9
Neutral Site games	1-1	1-0	2-0	1-0	0-1	2-0	1-0	8-2
Bowl games	1-0	1-0	1-0	1-0	0-1	1-0	0-0	5-1

THE LES MILES RECORD

YEAR	SCHOOL	OVERALL RECORD	CONF. RECORD	NOTES
2001	Oklahoma State	4-7	2-6	
2002	Oklahoma State	8-5	5-3	Houston Bowl Champions
2003	Oklahoma State	9-4	5-3	
2004	Oklahoma State	7-5	4-4	
2005	LSU	11-2	7-1	No. 5, SEC West Champions
2006	LSU	11-2	6-2	No. 3, Sugar Bowl Champions
2007	LSU *	12-2	6-2	National Champions, SEC Champs
2008	LSU	8-5	3-5	Chick-fil-A Bowl Champions
2009	LSU	9-4	5-3	No. 17, Capital One Bowl
2010	LSU	11-2	6-2	No. 8, Cotton Bowl Champions
2011	LSU	4-0	1-0	
TOTALS (10th year)		94-38	50-31	
LSU Record (6th year)		66-17	34-15	
Oklahoma State Record (4 years)		28-21	16-16	

TRACKING THE TIGERS

WEEK	AP	COACHES	HARRIS	BCS
Preseason	4	4	--	--
Week 2: 9/6	2	3	--	--
Week 3: 9/11	3	3	--	--
Week 4: 9/18	2	3	--	--
Week 5: 9/25	1	t2	--	--

ASSOCIATED PRESS POLL (SEPT. 18)

RK.	TEAM	REC.	POINTS
1.	LSU (42)	4-0	1,471
2.	Oklahoma (12)	3-0	1,422
3.	Alabama (5)	4-0	1,413
4.	Boise State (1)	3-0	1,280
5.	Oklahoma State	4-0	1,209
6.	Stanford	3-0	1,205
7.	Wisconsin	4-0	1,177
8.	Nebraska	4-0	991
9.	Oregon	3-1	985
10.	South Carolina	4-0	950
11.	Virginia Tech	4-0	883
12.	Florida	4-0	820
13.	Clemson	4-0	744
14.	Texas A&M	2-1	734
15.	Baylor	3-0	659
16.	South Florida	4-0	585
17.	Texas	3-0	466
18.	Arkansas	3-1	434
19.	Michigan	4-0	417
20.	TCU	3-1	338
21.	Georgia Tech	4-0	298
22.	West Virginia	3-1	280
23.	Florida State	2-2	239
24.	Illinois	4-0	179
25.	Arizona State	3-1	112

USA TODAY COACHES POLL (SEPT. 18)

RK.	TEAM	REC.	POINTS
1.	Oklahoma (30)	3-0	1434
2.	LSU (20)	4-0	1404
2.	Alabama (7)	4-0	1404
4.	Stanford	4-0	1225
5.	Boise State	3-0	1223
6.	Oklahoma State	4-0	1172
7.	Wisconsin	4-0	1156
8.	Nebraska	4-0	1040
9.	South Carolina	4-0	976
10.	Virginia Tech	4-0	935
11.	Oregon	3-1	914
12.	Florida	4-0	817
13.	Texas A&M	2-1	681
14.	South Florida	4-0	631
15.	Clemson	4-0	598
16.	Baylor	3-0	528
17.	Texas	3-0	525
18.	Arkansas	3-1	432
19.	Michigan	4-0	414
20.	TCU	3-1	364
21.	Georgia Tech	4-0	333
22.	Illinois	4-0	181
23.	West Virginia	3-1	158
24.	Florida State	2-2	157
25.	Michigan State	3-1	153

GAME CENTER: LSU VS. KENTUCKY

Date/Time: Saturday, Oct. 1 at 11:21 a.m. CT

Location: Baton Rouge, La. – Tiger Stadium (92,542)

Television: SEC Network (cable ch. 7 or HD ch. 1007 in Baton Rouge

CST (delay on Sunday/Wednesday nights) – cable ch. 37 or HD ch. 1037 in Baton Rouge

Radio: LSU Sports Radio Network - 98.1 FM in Baton Rouge

Sirius Satellite Radio - ch. 218; XM Radio – ch. 201

Series Record: LSU leads 38-16-1

Series Notes:

LSU and Kentucky meet for the 56th time on Saturday with the Tigers holding a 38-16-1 lead in the series ... The last time the two teams met, LSU was ranked No. 1 in the nation and Kentucky was No. 17 ... The Wildcats won that game, 43-37, in triple overtime in Lexington in what was LSU's first loss in 2007 ... LSU leads the series 22-5-1 in Tiger Stadium ... Teams first met in 1949 (UK won 19-0) ... LSU's won four of last five against Wildcats, including a 49-0 victory in Tiger Stadium in 2006 ... The game in 2006 was the last time an LSU football game was not shown on live television ... The LSU-Kentucky game in 2002 produced one of the most memorable endings in college football history – The Bluegrass Miracle – as the Tigers scored on a 75-yard TD as time expired to win, 33-30, in Lexington ... Kentucky represents the only SEC team that LSU coach Les Miles hasn't beat on the road ... Miles has wins in every other SEC road venue that he's played in ... LSU coach **Les Miles** is 1-1 vs. Kentucky.

LAST TIME OUT: #2/3 LSU 47, #16 WEST VIRGINIA 21 • MORGANTOWN, W. VA.

Jarrett Lee threw for three TD passes as the Tigers rode a balanced offensive attack to post their third win over a top 25 team with a 47-21 victory over 16th-ranked West Virginia in Morgantown. LSU won despite a record-setting passing night by the Mountaineers as they set school records for completions (38) and passing yards (463). LSU wasted little time in jumping on the Mountaineers, scoring on an 11-yard TD pass from Lee to **Rueben Randle** on its first possession. LSU stretched the lead to 13-0 following a 22-yard TD run by **Michael Ford**. WVU countered with a score, but the Tigers closed the half with 14 straight points to take a 27-7 lead at halftime. **Odell Beckham Jr.** caught a 52-yard TD pass from Lee for a 20-7 lead and then a defensive highlight reel play from **Tyrann Mathieu** – on a corner blitz he intercepted a pass that he batted backwards into the air – putting the Tigers at the 1-yard line with less than a minute to go before halftime. LSU scored two plays later for a 27-7 advantage. The Tigers appeared to be on their way to putting the game away on their first possession of the second half, however, a dropped TD pass and then a missed field goal gave WVU new life. The Mountaineers responded with two quick TDs to cut the deficit to 27-21 late in the third quarter. LSU regained the moment on the ensuing kickoff as **Morris Claiborne** raced 99 yards for a TD giving the Tigers a 33-21 cushion. From there it was all LSU as the Tigers tacked on two fourth quarter TDs for the 47-21 victory. The Tigers forced four turnovers, converting TDs on three of those. **Spencer Ware** led the Tigers with 92 yards on a23 carries, while Ford added 82 yards and 2 TDs on 12 attempts. Lee connected on 16-of-28 passes for 180 yards and a season-best three scores.

NOTEBOOK

LSU's No. 1 In AP Poll

Fresh off its third win over a ranked opponent, LSU moved past Oklahoma to the top spot in the Associated Press poll on Sunday. It's the first No. 1 ranking during the regular season for the Tigers since November of 2007. It's also the second season in which **Les Miles** has guided the Tigers to the top spot in the AP poll. LSU spent four weeks in the regular season ranked No. 1 in the nation during the 2007 national championship season. Miles and Paul Dietzel in 1958 and 1959 are the only two coaches in school history to have teams ranked No. 1 in the nation in two different seasons. LSU first appeared at No. 1 in the AP Poll on Oct. 28, 1958 following a 10-7 win over Florida. LSU remained No. 1 in the AP Poll for the remainder of the year on its way to claiming the national title in 1958.

LSU Is 14-3 In Games Played As No. 1 Ranked Team

LSU goes into the Kentucky game with a 14-3 record in games played as the nation's No. 1 ranked team. LSU was 5-0 as the No. 1-ranked team in 1958, followed by a 7-1 record at the top spot in 1959. LSU was 2-2 as the No. 1-ranked team in 2007.

Mathieu Named Walter Camp National Defensive Player of the Week

For the second straight week a member of the LSU secondary has been tabbed as the Walter Camp National Defensive Player of the Week as cornerback Tyrann Mathieu was named this week's recipient of the award following his performance in the win over 16th-ranked West Virginia. Mathieu, a sophomore from New Orleans, had six tackles and forced two turnovers in leading the Tigers to their third win over a Top 25 team this year. Both of Mathieu's forced turnovers came in the second quarter as the Tigers built a 27-7 lead at halftime. Mathieu stripped and recovered a fumble following a catch by West Virginia receiver Brad Starks on the Mountaineers second possession of the game. It was the first of four turnovers by West Virginia. Just before halftime, Mathieu had another improbable takeaway, batting a pass in the air on a corner blitz and then retrieving the ball for an interception. Mathieu returned the interception 16 yards to the 1-yard line where the Tigers scored two plays later for a 27-7 advantage at halftime. Now just 17 games into his LSU career, Mathieu has already climbed to first in school history in career forced fumbles with seven. In 17 games, Mathieu has forced seven fumbles, recovered five fumbles and intercepted three passes. This year, Mathieu leads the Tigers in tackles with 30. He's also recorded 3.0 tackles for loss, four pass breakups, one interception, two forced fumbles and two fumble recoveries. Mathieu's national honor comes a week after cornerback Morris Claiborne was cited by the Walter Camp Foundation for his play in the win over Mississippi State.

2011 LSU Football – Player of the Week Honors

Game	Honor
Oregon	CB Tyrann Mathieu (SEC Defensive Player of the Week, Thorpe Award Def. Back of the Week)
Northwestern State	None
Mississippi State	CB Morris Claiborne (Walter Camp National Defensive Player of the Week) DT Bennie Logan (SEC Defensive Lineman of the Week) WR Odell Beckham Jr. (SEC Freshman of the Week) PK Drew Alleman (Lou Groza Star of the Week)
West Virginia	CB Tyrann Mathieu (Walter Camp National Defensive Player of the Week) P Brad Wing (SEC Special Teams Player of the Week)

Wing Earns SEC Special Teams Honors

LSU freshman punter **Brad Wing** was named the SEC Special Teams Player of the Week on Monday for his performance in the 47-21 win over West Virginia. In his first game since the season-opener, Wing punted 6 times for a 48.7 average against the Mountaineers. All six of Wing's punts were downed inside the 20-yard line as the Mountaineers had possessions start at its own 3, 4, 5, 8, 10 and 11 following punts by Wing. None of the Wing's punt were returned. He had a long punt of 60 yards that went from LSU having the ball on its own 34 to pinning West Virginia inside its 5-yard line. It's the first honor for Wing, who is just two games into his LSU career.

LSU Defense Still Ranks Among Best In Nation

Despite giving up 533 yards to West Virginia, LSU remains as one of the best in the nation as the Tigers are allowing just 14.2 points and 53.2 rushing yards per game. LSU is No. 2 in the SEC and No. 4 in the nation in rushing defense and the Tigers are No. 3 in the SEC and 14th in the country in scoring defense. LSU is allowing 289 yards per game (5th in the SEC). Here's a look at some other defensive highlights for LSU through four games:

- 17 of the 21 players on the 2-deep have a tackle for loss
- The starting defensive line has accounted for 11.5 tackles for loss and 3.0 sacks
- The starting secondary has combined for 7.5 tackles for loss, 5 interceptions and 3 fumble recoveries
- LSU hasn't allowed a rush of more than 17 yards and the Tigers have allowed just 9 rushing plays of 10 yards or more.
- On 50 possessions, LSU's defense has either forced a 3-and-out or a turnover 24 times.

LSU Leads SEC, Ranked No. 4 In Nation In Turnover Margin

One reason for LSU's success through the first four games of the season has been its ability to take care of the football as the Tigers have turned the ball over just three times (2 fumbles, 1 interception) all year. LSU leads the SEC and ranks No. 4 in the nation in turnover margin at plus-2 per game. Last week against West Virginia, LSU didn't turn the ball over, while getting four takeaways from its defense in the 47-21 victory.

Tigers Take Advantage Of Turnovers As 8 Of 11 Have Resulted In Points

LSU taken advantage of the turnovers created by its defense as the Tigers have capitalized on eight of the 11 takeaways this year. Against West Virginia, the Tigers scored three touchdowns following takeaways. LSU's 11 takeaways have resulted in a total of 50 points through four games. Note: LSU has allowed just 57 points all year. On the otherhand, LSU has allowed just a field goal following its three turnovers this year. The following is a look at LSU's points off turnovers through the first three games:

Game	LSU Takeaways (Qtr, Type, Result)	Points
Oregon	2Q (Fumble – TD); 2Q (Int. – Punt); 3Q (Fumble – TD); 3Q (Fumble – TD)	20
NW State	2Q (Int. – TD)	7
Miss. State	3Q (Int – Punt); 4Q (Int. – FG)	3
W. Virginia	1Q (Fumble – Punt); 1Q (Int. – TD); 2Q (Int. – TD); 4Q (Fumble – TD)	20
Totals	11 Takeaways (6 Interceptions, 5 Fumbles)	50

Miles is 38-6 Overall In Tiger Stadium; Tigers Have Won 12 Straight At Home

LSU is 38-6 in seven seasons under **Les Miles**. LSU was a perfect 7-0 at home in 2010 and the Tigers are currently riding a 12-game home winning streak. Of LSU's six home losses under Miles, three have come in overtime - 30-27 loss to Tennessee on a Monday night in 2005; a 50-48 triple-overtime loss to Arkansas on a Friday afternoon in November of 2007; and a 27-21 overtime loss to No. 1 Alabama in 2008. LSU also has a loss to No. 1 ranked Florida in Tiger Stadium.

LSU Only Team In Nation With Three Top 25 Wins

Four weeks into the season, LSU is the only team in the nation with three wins over Top 25 teams. Even more impressive, all three of those contests have come away from Tiger Stadium. LSU is also the only team in the SEC to play two non-conference BCS opponents away from home this season. It marks the fourth time in school history and the first since 1988 that LSU has played three Top 25 opponents through the first four weeks of the season. However, it's the first time in school history all three of those contests have come away from home.

Three Games vs. Ranked Teams Through First Four Games of the Season

2011: vs. #3 Oregon (W 40-27), at #25 Mississippi State (W, 19-6), at #16 West Virginia (W, 47-21)
1988: #10 Texas A&M (W, 27-0), at #18 Ohio State (L, 33-36), at #17 Florida (L, 6-19)

HONORS

30 Drew Alleman, PK

Lou Groza Star of the Week (at Mississippi State)

22 Ryan Baker, LB

Bednarik Award Watch List

Butkus Award Watch List

Second-Team All-SEC (Coaches, Media)

33 Odell Beckham, Jr.

SEC Freshman of the Week (at Mississippi State)

17 Morris Claiborne, CB

Bednarik Award Watch List

Nagurski Award Watch List

Thorpe Award Watch List

Third-Team All-American (Sporting News, Phil Steele)

First-Team All-SEC (Coaches, Media)

No. 15 ESPN.com's Top SEC Players

Walter Camp National Defensive Player of the Week (vs. Mississippi State)

Defensive Coordinator John Chavis

National Def. Coordinator of the Week vs. Oregon (Rivals.com)

72 Alex Hurst, OT

Second-Team All-SEC (Media)

Third-Team All-SEC (Coaches)

93 Bennie Logan, DT

SEC Defensive Lineman of the Week (at Mississippi State)

64 P.J. Lonergan, C

Rimington Award Watch List

7 Tyrann Mathieu, CB

Bednarik Award Watch List

Second-Team All-SEC (Coaches)

Third-Team All-SEC (Media)

SEC Defensive Player of the Week vs. Oregon

(SEC, Rivals.com)

Walter Camp National Defensive Player of the Week (at West Virginia)

49 Barkevious Mingo, DE

Second-Team All-SEC (Coaches)

Third-Team All-SEC (Media)

99 Sam Montgomery, DE

Third-Team All-SEC (Coaches, Media)

2 Rueben Randle, WR

Biletnikoff Award Watch List

Second-Team All-SEC (Coaches)

38 Brad Wing, P

SEC Special Teams Player of the Week (at W. Virginia)

TIGER TRENDS

	2011	Miles
August	0-0	2-0
September	3-0	23-2
October	0-0	16-6
November	0-0	18-7
December-January	0-0	6-2

LSU's Conference Record...

at home	0-0	18-6
on the road	1-0	16-9
neutral	0-0	0-0

LSU's Non-Conference Record...

at home	1-0	20-0
on the road	0-0	3-0
neutral	1-0	7-1

LSU vs. Ranked Opponents...

at home	0-0	8-4
on the road	1-0	9-7
neutral	1-0	8-2

LSU's Record in Games...

decided by 7 pts or less	0-0	22-8
decided by 3 pts or less	0-0	7-5
Away during the day	0-0	10-7
Away at night	1-0	10-1
Home during the day	0-0	8-5
Home at night	1-0	30-2

LSU's Record When Scoring...

less than 20 points	1-0	4-8
20+ points	0-0	52-9
25+ points	2-0	50-5

LSU's Record When Allowing...

14 or fewer points	2-0	37-2
24 or fewer points	0-0	49-6
25+ points	1-0	10-10

LSU's Record When...

Leading after the 1st qtr	1-0	46-4
Trailing after the 1st qtr	1-0	9-10
Leading at halftime	3-0	51-6
Trailing at halftime	0-0	13-9
Leading after the 3rd qtr	3-0	52-5
Trailing after the 3rd qtr	0-0	10-11
Tied going into the 4th qtr	0-0	5-3

LSU's Record With...

less than 300 yards	1-0	8-10
400+ yards total offense	1-0	27-3
500+ yards total offense	0-0	6-0
600+ yards total offense	0-0	0-0
less than 100 yards rush	0-0	4-10
100+ yards rushing	1-0	52-6
150+ yards rushing	2-0	42-4
200+ yards rushing	0-0	20-3
250+ yards rushing	0-0	8-1
less than 200 yards pass	1-0	26-10
300+ yards passing	0-0	7-1
350+ yards passing	0-0	2-0
400+ yards passing	0-0	0-0
450+ yards passing	0-0	0-0

LSU's Record When Allowing...

less than 200 total yards	2-0	17-1
less than 300 total yards	0-0	40-4
less than 400 total yards	1-0	49-9
400+ yards total offense	0-0	6-8
less than 100 yards rush	3-0	37-3
100+ yards rush	0-0	25-15
less than 200 yards pass	2-0	45-6
less than 250 yards pass	1-0	50-10
less than 300 yards pass	0-0	52-12
300+ yards pass	0-0	4-2

1983: #12 Florida State (L, 35-40), #9 Washington (W, 40-14), #12 Florida (L, 17-31)

1975: at #6 Nebraska (L, 7-10), #11 Texas A&M (L, 8-39), #20 Florida (L, 6-34)

LSU Defense Comes Up With 16 Tackles For Loss Against Mississippi State

LSU's 16 tackles for loss against Mississippi State were the most in a game for Tigers since recording 17 vs. Auburn on Sept. 18, 1999. **Bennie Logan** and **Michael Brockers** had 3.5 and 3.0 tackles for loss, respectively. It's the first time the Tigers have had two players in the same game collect at least three tackles for loss since Kareem Mitchell and Jeremy Lawrence each had three versus Auburn in 1999. Logan's 3.5 TFL were the most by a Tiger since Drake Nevis had 4.5 in the win over Florida last season.

LSU Defense Touchdown-less Streak Ends at 9 Quarters

LSU's defense ran its streak of quarters without allowing a TD to nine straight before West Virginia scored in the second quarter. In four games, LSU has allowed just 57 points (6 TDs and 5 FGs). Prior to West Virginia's second quarter TD, LSU hadn't allowed a touchdown since the fourth quarter of the Oregon game in week 1.

LSU's Redzone Streak Snapped At 43

LSU ran its streak of consecutive trips inside the redzone with points to 43 straight before missing a field goal from the 13-yard line. LSU still ranks second in the SEC in redzone offense having scored on 19-of-20 trips (16 TDs, 3 FGs) inside the 20-yard line this season. Prior to the unsuccessful redzone trip against West Virginia, the last time LSU didn't score when reaching the opponents 20-yard line came last year in the second quarter against McNeese State on Oct. 10 when the Tigers missed a field goal.

LSU Pulls A Rarity Under Miles Against Mississippi State

With a 200-yard passer and a 100-yard rusher against Mississippi State, LSU did something for the first time since the 2008 season in the win over the Bulldogs. Against Mississippi State, **Jarrett Lee** tossed for 213 yards and **Spencer Ware** rushed for 107 yards in the LSU victory. It marked the first time since the Georgia game in 2008 (Jarrett Lee 287 passing yards, Charles Scott 144 rushing yards) that the Tigers had a 200-yard passer and a 100-yard rusher in the same game. LSU's done it 11 time under **Les Miles** and the Tigers are 9-2 in those games. Here's a look at the 200-yard passer and 100-yard rusher games since 2005 for LSU:

Year	Opponent	200-Yard Passer/100-Yard Rusher	Results
2011	at Miss. State	Jarrett Lee 213/Spencer Ware 107	W, 19-6
2008	Georgia	Jarrett Lee 287/Charles Scott 144	L, 52-38
2008	Miss. State	Jarrett Lee 261/Charles Scott 141	W, 34-24
2007	vs. Tennessee	Ryan Perrilloux 243/Jacob Hester 120	W, 21-14
2007	Arkansas	Matt Flynn 209/Jacob Hester 126	L, 50-48 3OT
2007	Louisiana Tech	Matt Flynn 237/Jacob Hester 115	W, 58-10
2007	Virginia Tech	Matt Flynn 217/Keiland Williams 126	W, 48-7
2006	vs. Notre Dame	JaMarcus Russell 332/Keiland Williams 107	W, 41-14
2005	Florida	JaMarcus Russell 236/Joseph Addai 156	W, 21-17
2005	at Vanderbilt	JaMarcus Russell 285/Joseph Addai 102	W, 34-6
2005	at Arizona State	JaMarcus Russell 232/Joseph Addai 107	W, 35-312

LSU Scores TD On Special Teams For 15th Time Under Les Miles

LSU registered its 15th special teams touchdown under **Les Miles** when **Morris Claiborne** returned a kickoff 99 yards for a score against West Virginia. It's the second time this year that the Tigers have scored on special teams as DB **Tyran Mathieu** stripped Oregon punt returner Kenyon Barner of the ball and then scooped it up and ran 3-yards for the score in the season opener. LSU has scored at least one special teams touchdown in all seven seasons under Miles. The following is a breakdown of LSU's special teams touchdowns under Miles:

Year	Total Spec. Teams TDs	How They Scored
2005	3	Punt return (1), return of blocked FG (1), return of blocked punt (1)
2006	2	Punt return (1), kickoff return (1)
2007	2	Kickoff return (1), fake field goal (1)
2008	1	Punt return (1)
2009	3	Punt return (2), return of blocked FG (1)
2010	2	Punt return (2)
2011	2	Return of fumble on punt (1), kickoff return (1)

LSU's 29-4 Under Les Miles When Winning The Turnover Battle

LSU is 29-4 under **Les Miles** when winning the turnover battle, which includes a 3-0 record this year. LSU won the turnover battle against Oregon, Mississippi State and West Virginia. This year, LSU is plus-8 in the turnover margin category, which leads the SEC. Since the start of the 2005 season, LSU is plus-30 in the turnover margin category. The Tigers have also won 13 straight games when having fewer turnovers than their opponent. Against ranked teams under Miles, LSU is 13-2 when having fewer turnovers than its opponent.

LSU Runs Top 25 Streak To 37 Straight

With its No. 1 national ranking in the Associated Press poll and No. 2 in the USA Today Coaches poll, LSU ran its streak to consecutive weeks in the national rankings to 37 straight. LSU has been ranked in both the Coaches and AP polls every week since the start of the 2009 season. Since **Les Miles** took over at LSU, the Tigers have been represented in the AP and USA Today Coaches' Poll 97 of the 101 weeks. The exception came during the final four polls of the 2008 season. In addition, since the start of the 2002 season, LSU has played 118 of 121 games ranked in the top 25, including 81 of 83 games under Miles. LSU has a 65-16 record in games played as a top 25 team under Miles. The only two games that LSU hasn't played as a Top 25 team during the Miles era came in 2008 vs. Arkansas and Georgia Tech in the Chick-fil-A Bowl. LSU was ranked in the preseason Top 25 for the 11th straight year heading into 2011. The following is a look at the longest current streaks for teams in the AP Top 25:

Rank	Team	Consecutive Weeks In AP Poll
1.	Alabama	54
2.	Boise State	50
3.	TCU	46
4.	LSU	37

LSU is 23-2 Under Miles When A Running Back Reaches 100-Yards

LSU is 23-2 under **Les Miles** when a running back reaches 100 yards in a game. The Tigers, who are 5-0 in road games when having a 100-yard rusher, have won nine straight dating back to the Tulane game in 2008 when a running back reached the 100-yard mark. **Spencer Ware**, with 107 yards against Mississippi State, became the latest Tiger to reach the 100-yard mark for the Tigers.

Saturday Night Special – Tigers Are 48-4 In Night Games Under Miles

LSU football loves a night game and with the results that the Tigers have had under Les Miles, it's hard to argue. The Tigers are 48-4 in night games under Miles compared to an 18-13 mark in games played during the day. LSU is 11-1 in away night games under Miles with the only loss coming at Florida in 2008 by a 51-21 count. LSU is 30-2 in night games in Tiger Stadium under Miles and they are 31-1 in Saturday Night Games during the Miles era. The only two home losses at night for the Tigers under Miles have come in 2005 on a Monday night against Tennessee by a 30-27 count in overtime and a 13-3 loss to No. 1-ranked Florida in 2009. The following is a breakdown of LSU's night game results under Miles:

Year	Overall Night Record	Home Night	Away Night	Neutral Night	Day
2005	7-2	3-1	3-0	1-1	4-0
2006	8-0	7-0	0-0	1-0	3-2
2007	7-0	5-0	1-0	1-0	5-2
2008	7-1	4-0	2-1	1-0	1-4
2009	7-1	6-1	1-0	0-0	2-3
2010	8-0	4-0	2-0	2-0	3-2
2011	3-0	1-0	1-0	1-0	0-0
Totals	48-4	30-2	11-1	7-1	18-13

Miles Has 66 Wins at LSU; He's Averaging Over 10 Wins A Year as Head Coach of the Tigers

LSU coach **Les Miles** recorded his 66th victory at the school in the 47-21 win over West Virginia. Now in his seventh year at LSU, Miles is 66-17 in his 83 games with the Tigers. Only two coaches in LSU history have won more games than Miles – Charles McClendon (137) and Bernie Moore (83). In terms of active SEC coaches, only Steve Spurrier (72) needed fewer games than Miles to get to 60 victories. Miles is also averaging 10.3 wins a year at LSU, making him the only coach in school history to average double-figure wins in five or more years.

LSU Runs Nation's Longest Non-Conference Regular-Season Winning Streak To 36 Straight

LSU ran the nation's longest non-conference regular season winning streak to 36 in a row after the 47-21 win over West Virginia. The Tigers haven't lost a non-conference regular-season game since falling to Virginia Tech, 26-8, in the 2002 season opener in Blacksburg, Va. Wisconsin is second on the list with 31 straight non-conference regular-season wins. **Les Miles** has accounted for 26 of the 36 wins during the streak. The 35-game non-conference regular season win streak ties Miami from 1985-88 for the second-longest such winning streak in the FBS era (since 1978) and is just three wins shy of tying Kansas State from 1993-2003 for the longest streak (39). The West Virginia win marked the sixth ranked team LSU has defeated during the streak. Kansas State defeated just one ranked team during its run, and Miami defeated 12 teams ranked in the AP poll during its streak.

LSU's Closed Out Another Perfect September; Tigers September Win Streak at 21

LSU closed out the month of September without a loss for the fifth straight year as the Tigers have now won 21 consecutive games during the month. LSU coach **Les Miles** is 24-2 in September games at LSU. The last time LSU lost a game during the month of September came at Auburn during the 2006 season by a 7-3 count.

More On Miles' List of Achievements

Now in his seventh season with the Tigers, head coach **Les Miles** has put together quite a list of achievements during his 83 games. The following is a look at some of Miles' highlights during his seven seasons with the Tigers:

- Fastest coach in LSU history to 10 wins (11 games), 20 wins (24 games), 30 wins (35 games), 40 wins (48 games), 50 wins (63 games), and 60 wins (76 games) in school history.

NON-CONFERENCE REGULAR SEASON WIN STREAK

LSU owns the nation's longest non-conference regular season winning streak, which stands at 36 games. The last time the Tigers lost a non-conference regular season game was Sept. 1, 2002, at #16 Virginia Tech. Here is a look at the streak:

#	Opponent	Score	Location	Date
1.	The Citadel	35-10	Baton Rouge	9/7/02
2.	Miami (Ohio)	33-7	Baton Rouge	9/14/02
3.	UL-Lafayette	48-0	Baton Rouge	10/5/02
4.	UL-Monroe	49-7	Baton Rouge	8/30/03
5.	Arizona	59-13	Tucson	9/6/03
6.	Western Illinois	35-7	Baton Rouge	9/13/03
7.	Louisiana Tech	49-10	Baton Rouge	11/1/10
8.	Oregon State	22-21 (OT)	Baton Rouge	9/4/04
9.	Arkansas State	53-3	Baton Rouge	9/11/04
10.	Troy	24-20	Baton Rouge	10/23/04
(streak under Les Miles - 26 straight wins)				
11.	#15 Arizona State	35-31	Tempe	9/10/05
12.	North Texas	56-3	Baton Rouge	10/29/05
13.	Appalachian State	24-0	Baton Rouge	11/5/05
14.	UL-Lafayette	45-3	Baton Rouge	9/2/06
15.	Arizona	45-3	Baton Rouge	9/9/06
16.	Tulane	49-7	Baton Rouge	9/23/06
17.	Fresno State	38-6	Baton Rouge	10/21/06
18.	#9 Virginia Tech	48-7	Baton Rouge	9/9/07
19.	Middle Tennessee	44-0	Baton Rouge	9/15/07
20.	Tulane	34-9	New Orleans	9/29/07
21.	Louisiana Tech	58-10	Baton Rouge	11/10/07
22.	Appalachian State	41-13	Baton Rouge	8/30/08
23.	North Texas	41-3	Baton Rouge	9/13/08
24.	Tulane	35-10	Baton Rouge	11/1/08
25.	Troy	40-31	Baton Rouge	11/15/08
26.	Washington	31-23	Seattle	9/5/09
27.	UL-Lafayette	31-3	Baton Rouge	9/19/09
28.	Tulane	42-0	Baton Rouge	10/31/09
29.	Louisiana Tech	24-16	Baton Rouge	11/14/09
30.	#18 North Carolina	30-24	Atlanta	9/4/10
31.	#21 West Virginia	20-14	Baton Rouge	9/25/10
32.	McNeese State	32-10	Baton Rouge	10/16/10
33.	UL-Monroe	51-0	Baton Rouge	11/13/10
34.	#3 Oregon	40-27	Arlington, Texas	9/3/11
35.	Northwestern St.	49-3	Baton Rouge	9/10/11
36.	#16 West Virginia	47-21	Morgantown	9/24/11

The Streak: By The Numbers

1,437-382

outscored opponents

1,131-227

outscored opponents at home

1,030-277

outscored opponents under Les Miles

6

wins over ranked teams

29

home games played

5

road games played

9

wins over major BCS conference opponents

24

times the opponent has been held to 10 points or less

LSU VS. TOP 25 UNDER LES MILES (26-13)

2005 (5-2)

Opponent	LSU Rank	Results
at #15 Arizona State	#5	W, 35-31
#10 Tennessee	#4	L, 30-27 OT
#11 Florida	#10	W, 21-17
#17 Auburn	#7	W, 20-17 OT
at #3 Alabama	#5	W, 16-13 OT
#13 Georgia	#3	L, 34-14 in SECCG
#10 Miami	#9	W, 40-3 in Peach Bowl

2006 (3-2)

Opponent	LSU Rank	Results
at #3 Auburn	#6	L, 7-3
at #5 Florida	#9	L, 23-10
at #8 Tennessee	#13	W, 28-24
at #5 Arkansas	#9	W, 31-26
#11 Notre Dame	#4	W, 41-14 in Sugar Bowl

2007 (7-1)

Opponent	LSU Rank	Results
#9 Virginia Tech	#2	W, 48-7
#12 South Carolina	#2	W, 28-16
#7 Florida	#1	W, 28-24
at #17 Kentucky	#1	L, 40-37 OT
#18 Auburn	#5	W, 30-24
at #17 Alabama	#17	W, 41-34
#14 Tennessee	#5	W, 21-14 in SECCG
#1 Ohio State	#2	W, 38-24 in BCS Game

2008 (2-3)

Opponent	LSU Rank	Results
at #9/10 Auburn	#6	W, 26-21
at #11 Florida	#3	L, 51-21
#9 Georgia	#11	L, 52-38
#1 Alabama	#15	L, 27-21 OT
#14 Georgia Tech	NR	W, 38-3 in Chick-fil-A Bowl

2009 (1-3)

Opponent	LSU Rank	Results
at #18/14 Georgia	#4	W, 20-13
#1 Florida	#4	L, 13-3
#3 Alabama	#9	L, 24-15
#11/9 Penn State	#13	L, 19-17 in Capital One Bowl

2010 (5-2)

Opponent	LSU Rank	Results
#18 North Carolina	#21/16	W, 30-24
#22/21 West Virginia	#15/12	W, 20-14
at #14/12 Florida	#12/9	W, 33-29
at #5 Auburn	#6	L, 24-17
#5 Alabama	#12/11	W, 24-21
at #12 Arkansas	#6	L, 31-23
#18 Texas A&M	#11	W, 41-24 in Cotton Bowl

2011 (3-0)

Opponent	LSU Rank	Results
#3 Oregon	#4	W, 40-27
at #25 Mississippi State	#3	W, 19-6
at #16 West Virginia	#2/3	W, 47-21

- Led LSU to 10-1 start for the third time in six years (2005, '07, '10)
- Led LSU to first 7-0 start since 1973 in 2010
- Only coach in SEC history to beat Urban Meyer and Nick Saban in the same year twice (2007, 2010)
- Only coach in LSU history to beat Auburn, Florida and Alabama in same season - and he's done it twice (2005, '07)
- Only coach in LSU history to beat Florida and Tennessee in the regular season during the same year (2010).
- Only first-year coach in SEC history to lead team to league's title game (2005)
- Has 11 wins over coaches who have won national titles
- Coached LSU to 10-plus wins in three straight seasons - a first at the school
- Only coach in LSU history to lead Tigers to three straight top five final rankings

Jarrett Lee's Streak Of Passes Without An Interception Ends at 131

Senior QB **Jarrett Lee** ran his streak of consecutive passes without an interception to 131 before throwing his first interception of the season last against Mississippi State. The 131 passes without an interception ranks as the second-longest streak in school history, trailing Alan Risher's mark of 137 in 1982. For the year, Lee has connected on 56-of-87 passes for 624 yards, 6 TDs and 1 interception.

Jarrett Lee Runs Record To 9-4 As Starting QB

Senior **Jarrett Lee** ran his record to 9-4 as LSU's starting quarterback with the win over West Virginia. Lee went 4-4 as a redshirt freshman in 2008, 1-0 in 2009 and now he's 4-0 this year. Prior to the Oregon game, Lee's last start came in November of 2009 as he guided the Tigers to a 24-16 win over Louisiana Tech. During his career, Lee has help rally the Tigers to four fourth-quarter comebacks, including a dramatic game-winning drive last year against Florida. For his career, Lee has thrown for 3,267 yards, 24 touchdowns and he's completed 269-of-485 passes for a 55.5 completion percentage.

Shepard Saw First Action of Season vs. West Virginia

LSU WR **Russell Shepard** saw his first action of the year against West Virginia, catching one pass for 16 yards. Shepard missed LSU's first three games of the season after being declared ineligible on August 25 for violation of an NCAA rule. LSU immediately applied for his reinstatement and the NCAA ruled that Shepard would be reinstated after a three-game suspension.

True Freshman Playing Prominent Roles For Tigers

Now three games into the season, several true freshmen are playing prominent roles on offense for the Tigers. **Odell Beckham, Jr.** and **Jarvis Landry** are both in the rotation at wide receiver, while **Kenny Hilliard** has seen time at fullback and **La'el Collins** at left guard. Beckham ranks second on the team with 17 catches for 193 yard and 1 TD, while Landry has three catches for 23 yards. On defense, **Anthony Johnson** is the rotation on the line and he's got 4 tackles, 2.5 tackles for loss and a sack in four games. Through four games, LSU has played seven true freshmen: Beckham, Hilliard, Landry, Collins, Johnson, DE **Jermauria Rasco** and PK **James Hairston**.

Miles Is 26-13 vs. Top 25 Opponents

LSU coach **Les Miles** is 26-13 in games against ranked opponents during his seven years with the Tigers. LSU was 5-2 against Top 25 teams in 2010. LSU won a school-record seven games against top 25 teams in 2007, which included a perfect 3-0 mark against top 10 teams. In games against teams ranked in the top 10, Miles is 10-9.

LSU's Been Good As A Top 10 Team

LSU's top 10 rankings haven't come by accident in recent years as the Tigers have backed up their placement in the polls by winning 60 of the 75 games they've played as an AP Top 10 team. Since returning to the top 10 on a consistent basis during the early 2000s, LSU has recorded a 60-15 record in games in which they have been ranked in the AP Top 10. That record goes back to the 2002 season when LSU cracked the AP Top 10 the week they faced Auburn. LSU was 6-3 in 2009 as a top 10 team, 4-2 in 2010 and they are 4-0 this year.

The Chief Back To Run LSU Defense

John "Chief" Chavis returns for a third season as LSU's defensive coordinator in 2011. Last year, Chavis led the Tiger defense to top 12 national ranking in three defensive categories. LSU led the SEC and ranked 10th nationally in pass defense (169.8 ypg); the Tigers were second in the SEC and No. 11 in the nation in scoring defense (18.2 ppg); and LSU was third in the league and No. 12 in the country in total defense (307.2 ypg). In his first year at LSU in 2009, the Tigers were 11th in the nation in scoring defense as they allowed just six rushing TDs all year. The Tigers opened 2011 by limiting Oregon's high-powered offense to 335 yards and just 95 rushing yards, well below their average of a year ago. In week 2, LSU held Northwestern State to minus-4 yards rushing, the first since 1982 for an opponent to be held to negative rushing yards (Ole Miss, minus-50). The Tiger defense held Mississippi State to nearly 400 yards below their season average. Mississippi State entered the game leading the SEC in both total offense and rushing offense and the Tigers held the Bulldog to season lows of 193 total yards and 52 rushing yards.

The Significance of the Oregon Win

- Was the highest ranked win for LSU since topping No. 1 Ohio State in the 2008 BCS Championship Game.
- Was the highest ranked regular season win for LSU since upsetting No. 1 Florida on Oct. 11, 1997.
- It was the first win over a non-conference top-five team in the regular season in school history. The previous highest

ranked non-conference regular season victories were over a No. 7-ranked team three times. (No. 7 Texas A&M in 1987, No. 7 Florida State in 1982, No. 7 Notre Dame in 1971).

LSU Is 38-0 Under Miles When Rushing For 100 Yards and Holding Opponents To Less Than 100 Yards

One look at LSU's results in relation to rushing the football and it's easy to figure out that head coach **Les Miles** is a former offensive lineman who understands the importance of running the football. In 83 games under Miles, LSU's success is easy to predict when it comes to net rushing yards. Get to 100 yards rushing and LSU will more than likely win as the Tigers are 62-7 under Miles when that happens. Hold the opponent to fewer than 100-yards and the Tigers are 40-3. An even more telling stat is that when LSU rushes for 100-plus yards and holds the opponents to fewer than 100-yards, the Tigers are 38-0, including a 4-0 record in 2011. The following is a look at LSU's rushing numbers during the Miles era and have the Tigers have fared in those games:

Year	LSU 100+	LSU 100-	Opp 100+	Opp 100-	LSU 100+/Opp 100-
2005	10-0	1-2	3-1	8-1	7-0
2006	10-0	1-2	5-0	6-2	6-0
2007	11-2	1-0	3-2	9-0	8-0
2008	8-3	0-2	2-5	6-0	6-0
2009	8-0	1-4	7-4	2-0	2-0
2010	11-2	0-0	7-1	5-0	5-0
2011	4-0	0-0	0-0	4-0	3-0
Totals	62-7	4-10	27-13	39-3	38-0

LSU's Fourth-Quarter Comebacks Under Les Miles

For the 17th time under **Les Miles**, LSU won a football game despite trailing in the fourth quarter as the Tigers rallied from deficits of 24-23, 30-29, and 36-35 to beat Ole Miss, 43-36, in Tiger Stadium in week 11 last year. The following is a look at LSU's fourth quarter comebacks under Miles, how many points the Tigers had to overcome in the final frame to win and the quarterback who engineered the comeback:

Year	Opponent	Situation	Results	QB
2005	at Arizona St.	scored TD with 1:13 left (LSU trailed 17-7 entering 4Q; LSU scored 28 4Q points)	W, 35-31	Russell
2005	Florida	scored TD with 12:35 left (LSU trailed 17-14 in 4Q)	W, 21-14	Russell
2005	Auburn	kicked FG with 1:40 left to force OT (LSU trailed 17-14 with less than 5 minutes to play)	W, 20-17	Russell
2006	at Tennessee	scored TD with 9 seconds left (LSU trailed 24-21 with less than 8 minutes left in 4Q)	W, 28-21	Russell
2006	Ole Miss	scored TD with 14 sec. left to force OT (LSU trailed 20-7 with less than 9 minutes left in 4Q)	W, 23-20 ot	Russell
2007	Florida	scored TD with 1:06 left (LSU trailed 24-14 to start 4Q)	W, 28-24	Flynn
2007	Auburn	scored TD with :01 left (LSU trailed 24-23 with 3:12 left in the 4Q)	W, 30-24	Flynn
2007	Alabama	scored TD with 1:26 left (LSU trailed 34-27 with 4:53 left in 4Q)	W, 41-34	Flynn
2007	Tennessee	scored TD with 9:54 left (LSU trailed 14-13 with less than 10 minutes left in 4Q)	W, 21-14	Perrilloux
2008	at Auburn	scored TD with 1:03 left (LSU trailed 21-20 with 4:00 left in 4Q)	W, 26-21	Lee
2008	Troy	scored go-ahead TD with 4:50 left (LSU trailed 31-10 to start 4Q)	W, 40-31	Lee
2009	at Georgia	scored go ahead TD with 0:46 left (LSU trailed 13-12 with 1:09 left)	W, 20-13	Jefferson
2009	Arkansas	kicked FG with 4 seconds left to force OT (LSU trailed 30-27 with 1:18 left)	W, 33-30	Jefferson
2010	Tennessee	scored TD with 0:00 left in 4Q (LSU trailed from 11:34 left in game to final play)	W, 16-14	Lee/Jefferson
2010	at Florida	scored TD with 0:06 left in 4Q (LSU trailed 29-26 with 3:21 left in game)	W, 33-29	Lee
2010	Alabama	scored go ahead TD with 8:13 left in 4Q	W, 24-21	Jefferson
2010	Ole Miss	(LSU trailed 36-35 with 4:57 left in game)	W, 43-36	Jefferson

Brandon Taylor To Wear Jersey No. 18

Jersey No. 18 – one of the new traditions in LSU history – has been passed down to senior safety **Brandon Taylor** this year. The Jersey No. 18 tradition was born in 2003 when quarterback Matt Mauck guided the Tigers to its first national championship since 1958. His number (No. 18) became synonymous with success – both on and off the field – as well as a selfless attitude that has become the epitome of being an LSU football player. After his final year with the Tigers,



TIGERS IN THE NFL (WEEK 3)

Name	Pos.	Team
Joseph Addai	RB	Indianapolis Colts
Joe Barksdale	OT	Oakland Raiders
Dwayne Bowe	WR	Kansas City Chiefs
Ryan Clark	S	Pittsburgh Steelers
Jacob Cutrera*	LB	Jacksonville Jaguars
Travis Daniels	DB	Kansas City Chiefs
Glenn Dorsey	DE	Kansas City Chiefs
Early Doucet	WR	Arizona Cardinals
Kevin Faulk**	RB	New England Patriots
Matt Flynn	QB	Green Bay Packers
Howard Green	DT	Green Bay Packers
Chris Hawkins	CB	Tennessee Titans
Devery Henderson	WR	New Orleans Saints
Jacob Hester	FB	San Diego Chargers
Trindon Holliday*	RS	Houston Texans
Tyson Jackson	DE	Kansas City Chiefs
Bradie James	LB	Dallas Cowboys
Ricky Jean Francois	DT	San Francisco 49ers
Quinn Johnson	FB	Tennessee Titans
Chad Jones**	S	New York Giants
Donnie Jones	P	St. Louis Rams
Brandon LaFell	WR	Carolina Panthers
LaRon Landry	S	Washington Redskins
Nate Livings	OG	Cincinnati Bengals
Todd McClure	C	Atlanta Falcons
Danny McCray	S	Dallas Cowboys
Richard Murphy**	RB	Jacksonville Jaguars
Drake Nevis	DT	Indianapolis Colts
Stephen Peterman	G	Detroit Lions
Patrick Peterson	CB	Arizona Cardinals
Stevan Ridley	RB	New England Patriots
Perry Riley	LB	Washington Redskins
Kelvin Sheppard	LB	Buffalo Bills
Marcus Spears	DE	Dallas Cowboys
Craig Steltz	S	Chicago Bears
Corey Webster	CB	New York Giants
Andrew Whitworth	OT	Cincinnati Bengals
Keiland Williams	RB	Detroit Lions
Kyle Williams	NT	Buffalo Bills
Al Woods	DT	Seattle Seahawks

* - Practice Squad

** - Injured Reserve

BOLD indicates players who played for Les Miles

Number of Players on NFL Kickoff Weekend Rosters

1. Miami - 42
2. Southern Cal - 41
3. Texas - 40
4. Tennessee - 36
5. **LSU - 35**
Ohio State - 35

• LSU had more running backs (5) on NFL Opening Weekend rosters than any other school in the nation.

RECORD BOOK

LSU Career Forced Fumbles

Name	FF
1. Ali Highsmith (2004-07)	7
Tyrann Mathieu (2010-present)	7
2. Kelvin Sheppard (2007-10)	6
Clarence LeBlanc (1996-99)	6

LSU Career Consecutive Attempts Without an INT

Name	Passes Att.
1. Alan Risher (1982)	137
2. Jarrett Lee (2008-11, MSU game)	131
2. Rohan Davey (2000-01)	125
3. Marcus Randall (2002-03)	124
4. Tommy Hodson (1987-88)	105

LSU Field Goals Made In A Game

Name	FG
1. Josh Jasper vs. Miss. State (2010)	5
2. Drew Alleman at Miss. State (2011)	4
Mike Conway vs. Kentucky (1978)	4
David Browndyke vs. Ole Miss (1986)	4
David Browndyke vs. Miss. State (1986)	4
David Browndyke vs. Georgia (1987)	4
David Browndyke vs. Ohio State (1988)	4
Andre LaFleur vs. Auburn (1994)	4
John Corbello vs. Miami Ohio (2002)	4
Josh Jasper vs. Arkansas (2009)	4

Mauck passed Jersey No. 18 down to running back Jacob Hester, who then helped the Tigers to another national title in 2007. Richard Dickson wore Jersey No. 18 in 2008 and 2009. RB Richard Murphy, now with the Jacksonville Jaguars, owned the number in 2010. LSU coach **Les Miles**, along with input from the three other players who have worn Jersey No. 18, determined that Brandon Taylor would wear the jersey in 2011.

Fourth-And-Les; LSU Led Nation in 2010 in Fourth-Down Conversions

Fourth downs aren't just for punting anymore as LSU coach **Les Miles** has used that extra down to his advantage time and time again during career with the Tigers. LSU led the nation in fourth-down percentage in 2010, converting 91.7 per-cent (11-of-12) of its attempts. The following is a look at LSU's success rate on the different fourth-down scenarios under Miles:

Year	Overall	Pct.	Nat'l Rank	at Tiger Stadium	SEC games at Tiger Stadium
2005	8-of-11	72.7	6th	2-of-2	2-of-2
2006	13-of-17	76.5	3rd	8-of-10	5-of-7
2007	13-of-16	81.3	1st	9-of-11	8-of-8
2008	7-of-18	38.9	87th	6-of-12	4-of-6
2009	3-of-12	25.0	112th	2-of-7	2-of-5
2010	11-of-12	91.7	1st	8-of-8	3-of-3
2011	0-0	00.0	--	0-0	0-0
Totals	55-of-86	63.9		35-of-50 (70.0 pct)	24-of-31 (77.4 pct.)

This Day vs. Night Thing In Tiger Stadium

The facts indicate that LSU plays better at night in Tiger Stadium than they do during the day. The numbers show that since 1960, LSU is 220-60-4 (.780) at night under the lights compared to a 24-25-3 (.490) mark in Tiger Stadium during the day. Since 2000, LSU is 68-11 overall at home, which includes a 54-5 (.915) mark at night in Tiger Stadium and a 14-6 (.700) record during the day. Prior to 2000, LSU had only won 10 games at home during the day in 32 tries. From 1960 to 1999, LSU posted a 10-19-3 (.359) record at home during the day. The following is a breakdown of LSU's night record, day record and overall record in Tiger Stadium since 1960:

Decade	Record at Night	Record during the day	Overall Tiger Stadium Record
1960-69	47-9-2	2-2-1	49-11-3
1970-79	51-12-1	1-2	52-14-1
1980-89	38-16-1	3-5-2	41-21-3
1990-99	30-18	4-10	34-28
2000-09	49-5	11-6	60-11
2010-11	5-0	3-0	8-0
Totals	220-60-4	24-25-3	244-85-7

LSU Now 20-9 In Road Games Under Miles

LSU ran its record in road games under **Les Miles** to 20-9 after the win over West Virginia. The Tigers are 4-0 in non-conference road games under Miles with wins coming at Arizona State (35-31) in 2005; at Tulane (34-9) in 2007; at Washington (31-23) in 2009; and at West Virginia (47-21) in 2011.

LSU's Won At Least 8 Games For 11 Straight Years

LSU ran its streak of seasons with at least eight wins to 11 straight in 2010 as the Tigers posted an 11-2 mark a year ago. LSU has won at least eight games in a season every year since 2000. LSU's streak of years with at least eight wins ranks as the longest such streak in the SEC and is third nationally. Here's a look at those teams with a current streak of winning at least eight games in a season:

Rank	No.	Team
1.	13	Virginia Tech
2.	12	Boise State
3.	11	LSU
	11	Oklahoma
5.	9	Boston College
		Ohio State

LSU's The Winningest Program In SEC Since 2001

LSU is the winningest program in the SEC since the start of the 2001 season as the Tigers have posted a 106-29 mark during that span. The 106 victories for LSU are four better than Florida (102-32). LSU also has won more SEC titles (3) than any other team in the league during the 10-year span from 2001-10. The following is a look at how the SEC stakes up over the past 10 years:

Team	W-L	Bowls	SEC Titles	Top 25
LSU	106-29	10	3	8
Florida	102-32	10	2	7
Georgia	98-36	10	2	8
Auburn	96-35	9	2	6
Alabama	90-43	8	1	5
Tennessee	83-48	8	0	5
Arkansas	78-52	7	0	2
South Carolina	73-55	6	0	2
Ole Miss	61-64	4	0	3
Kentucky	56-70	5	0	0
Miss. State	45-78	2	0	1
Vanderbilt	36-86	1	0	0

Mathieu Named SEC Defensive Player of the Week and Thorpe Defensive of the Week

LSU DB **Tyrann Mathieu** earned SEC Defensive Player of the Week as well as Thorpe Defensive Back of the Week following his performance in the Tigers' 40-27 win over No. 3 Oregon. Mathieu had an outstanding all-around game for the Tigers with a team-high 10 tackles, one forced fumble, two pass breakups and a tackle for a loss. It was just the second start of Mathieu's career. Mathieu also scored LSU's first touchdown of the game when he both stripped Oregon's punt returner Kenyon Barner of the ball and then scooped up the fumble and raced three-yards for the score. Mathieu, who is listed at 5-feet-9, 180 pounds, was at times the smallest player on the field. He played every defensive snap (82 plays) for the Tigers as LSU's defense limited Oregon to just 335 total yards, including only 95 on the ground. LSU also held Oregon All-America running back LaMichael James to only 54 yards on 18 carries.

Claiborne National Walter Camp National Defensive Player of the Week

LSU CB **Morris Claiborne** has been named the Walter Camp National Defensive Player of the Week following his performance in the Tigers win over Mississippi State last Thursday. Claiborne, a junior from Shreveport, La., had two interceptions and broke up a pass as the Tigers limited the Bulldogs to just 193 yards of total offense in the 19-6 victory. Mississippi State entered the game leading the Southeastern Conference in total offense (588.0) and rushing offense (321.0). Claiborne, who now has seven career interceptions, is currently tied for third in the SEC interceptions (2) and he's tied for eighth in passes defended (3). The Walter Camp Football Foundation is in its eighth season of honoring a player of the week on both offense and defense during the regular season.

Logan and Beckham, Jr. Claim Weekly SEC Honors

LSU DT **Bennie Logan** and WR **Odell Beckham, Jr.** were honored by the SEC for their play in the Tigers win over Mississippi State last week. Logan was named SEC Defensive Lineman of the Week and Beckham Jr. was cited as the league's freshman of the week. Logan had five tackles and 3.5 tackles for loss as the Tigers held Mississippi State to nearly 400 yards below their season average. Beckham, Jr. caught eight passes for 61 yards in the LSU victory.

LOCATION OF LSU COACHES IN GAME

In The Press Box:

Greg Studrawa, Offensive Coordinator
John Chavis, Defensive Coordinator
Steve Kragthorpe, Quarterbacks Coach

On The Field:

Les Miles, Head Coach
Ron Cooper, Defensive Backs
Steve Ensminger, Tight Ends
Billy Gonzales, Wide Receivers/Passing Game Coordinator
Brick Haley, Defensive Line
Thomas McGaughey, Special Teams Coordinator
Frank Wilson, Running Backs

LSU's 20-Plus Yards Play Breakdown

BY PLAY

Pass.....	8
Rush	4
TOTAL	12

BY GAME

vs. Oregon	2
Northwestern State	4
at Mississippi State	3
at West Virginia	3
Kentucky	
Florida	
at Tennessee	
Auburn	
at Alabama	
Western Kentucky	
at Ole Miss	
Arkansas	

BY QUARTER

1st	3
2nd	4
3rd	3
4th	2

RUSHING

Michael Ford	3
Spencer Ware	1

PASSING

Jarrett Lee	5
Zach Mettenberger	1

RECEIVING

Rueben Randle	5
Odell Beckham, Jr.	2
Deangelo Peterson	1

20 OR MORE YARD TOUCHDOWNS

Odell Beckham, Jr.	1
-------------------------	---

LSU's 20-Plus Yards Plays of 2011

Yards	Type	Player	Opponent	Qtr.
52*	Pass	Odell Beckham from Jarrett Lee	West Virginia	2
43	Pass	Rueben Randle from Jarrett Lee	Northwestern State	1
31	Pass	Rueben Randle from Jarrett Lee	Mississippi State	2
30	Pass	Odell Beckham from Jarrett Lee	West Virginia	1
29	Pass	Deangelo Peterson from Jarrett Lee	Oregon	3
28	Pass	Rueben Randle from Jarrett Lee	Northwestern State	2
26	Run	Michael Ford	Northwestern State	2
24	Pass	Rueben Randle from Zach Mettenberger	Northwestern State	3
24	Pass	Rueben Randle from Jarrett Lee	Mississippi State	4
23	Run	Spencer Ware	Mississippi State	4
22	Run	Michael Ford	West Virginia	1
20	Run	Michael Ford	Oregon	3

* Denotes play resulted in touchdown.

LSU Has Become D-Line U.

You can now refer to LSU as D-line U as the Tigers have made it a habit of producing All-Americans and NFL Draft picks from its defensive line. Since the 2003 season, LSU has had six defensive linemen earn a total of seven First-Team All-America honors and 12 members of its defensive line selected in the NFL Draft. In 2007, DT Glenn Dorsey became the most decorated defensive player in school history - winning four national awards - on his way to becoming the fifth overall pick in the 2008 NFL Draft. In the spring of 2009, Defensive end Tyson Jackson became the highest LSU defender ever picked in the NFL Draft, going No. 3 overall to Kansas City. The 2010 season saw Drake Nevis earn All-America honors prior to being selected in the third round of the 2011 NFL Draft by the Indianapolis Colts. The following is a look at the accomplishments by the LSU defensive line since 2003:

2003	DT Chad Lavalais - First-Team All-America; 5th round NFL Draft pick DE Marquise Hill - 2nd round NFL Draft pick
2004	DE Marcus Spears - First Team All-America; 1st round NFL Draft pick
2005	DT Kyle Williams - First Team All-America; 5th round NFL Draft pick DT Claude Wroten - First Team All-America; 3rd round NFL Draft pick DE Melvin Oliver - 6th round NFL Draft pick
2006	DT Glenn Dorsey - First Team All-America DE Chase Pittman - 5th round NFL Draft pick
2007	DT Glenn Dorsey - First Team All-America; 1st round NFL Draft pick (No. 5 overall)
2008	DE Tyson Jackson - 1st round NFL Draft pick (No. 3 overall) DT Ricky Jean-Francois - 7th round NFL Draft pick
2009	DT Al Woods - 4th round NFL Draft pick
2010	DT Drake Nevis - First Team All-America; 3rd round NFL Draft pick DE Lazarius Levingston - 7th round NFL Draft pick

GAME-BY-GAME NOTABLES

Opponent	Captains	Coin Toss	Kickoff/Receive	LSU 1st Poss.	Game Time (CT)	Game Length	Jerseys	Result
vs. Oregon	Crappell, Lee, Taylor, Baker	Won	Kickoff	Punt	7:14 p.m.	3:23	White	W, 40-27
Northwestern State	Brockers, Loston, Mathieu, Stampley	Loss	Kickoff	Touchdown	7 p.m.	2:55	Purple	W, 49-3
at Mississippi State	Alleman, Peterson, Brooks, Clement, Adams, Claiborne	Won	Kickoff	Field Goal	7:06 p.m.	3:04	White	W, 19-6
at West Virginia	Alleman, Ware, Lonergan, Montgomery	Won	Kickoff	Touchdown	7:12 p.m.	3:40	White	W, 47-21

CHARTING THE OPPONENTS

Oregon (3-1)

Sept. 3	LSU	L, 40-27
Sept. 10	Nevada	W, 69-20
Sept. 17	Missouri St.	W, 56-7
Sept. 24	at Arizona	W, 56-31
Oct. 6	California	8 p.m.
Oct. 15	Arizona State	TBA
Oct. 22	at Colorado	TBA
Oct. 29	Washington St.	TBA
Nov. 5	at Washington	TBA
Nov. 12	at Stanford	TBA
Nov. 19	Southern Cal	7 p.m.
Nov. 26	Oregon State	TBA

Northwestern State (2-2)

Sept. 1	Delta St.	W, 24-23
Sept. 10	at LSU	L, 49-3
Sept. 17	at SMU	L, 40-7
Sept. 24	at Nicholls	W, 34-0
Oct. 1	McNeese St.	6 p.m.
Oct. 8	at Lamar	6 p.m.
Oct. 15	Southeastern Louisiana	6 p.m.
Oct. 29	at Texas State	3 p.m.
Nov. 5	Central Arkansas	3 p.m.
Nov. 12	at Sam Houston St.	2 p.m.
Nov. 19	Stephen F. Austin	2 p.m.

Mississippi State (2-2)

Sept. 1	at Memphis	W, 59-14
Sept. 10	at Auburn	L, 41-34
Sept. 15	LSU	L, 19-6
Sept. 24	Louisiana Tech	W, 26-20
Oct. 1	at Georgia	11 a.m.
Oct. 8	at UAB	11 a.m.
Oct. 15	South Carolina	TBA
Oct. 29	at Kentucky	TBA
Nov. 5	Tennessee Martin	TBA
Nov. 12	Alabama	TBA
Nov. 19	at Arkansas	TBA
Nov. 26	Ole Miss	TBA

West Virginia (3-1)

Sept. 4	Marshall	W, 34-13
Sept. 10	Norfolk St.	W, 55-12
Sept. 17	at Maryland	W, 37-31
Sept. 24	LSU	L, 47-21
Oct. 1	Bowling Green	2:30 p.m.
Oct. 8	UConn	11 a.m.
Oct. 21	at Syracuse	7 p.m.
Oct. 29	at Rutgers	TBA
Nov. 5	Louisville	TBA
Nov. 12	at Cincinnati	TBA
Nov. 25	Pittsburgh	TBA
Dec. 1	at USF	7 p.m.

Kentucky (2-2)

Sept. 1	Western Kentucky	W, 14-3
Sept. 10	Central Michigan	W, 27-13
Sept. 17	Louisville	L, 24-17
Sept. 24	Florida	L, 48-10
Oct. 1	at LSU	11:21 a.m.
Oct. 8	at South Carolina	TBA
Oct. 22	Jacksonville St.	TBA
Oct. 29	Miss. St.	TBA
Nov. 5	Ole Miss	TBA
Nov. 12	at Vanderbilt	TBA
Nov. 19	at Georgia	TBA
Nov. 26	Tennessee	TBA

Florida (4-0)

Sept. 3	Florida Atlantic	W, 41-3
Sept. 10	UAB	W, 39-0
Sept. 17	Tennessee	W, 33-23
Sept. 24	at Kentucky	W, 48-10
Oct. 1	Alabama	7 p.m.
Oct. 8	at LSU	TBA
Oct. 15	at Auburn	TBA
Oct. 29	Georgia	2:30 p.m.
Nov. 5	Vanderbilt	TBA
Nov. 12	at South Carolina	TBA
Nov. 19	Furman	TBA
Nov. 26	Florida St.	TBA

Tennessee (2-1)

Sept. 3	Montana	W, 42-16
Sept. 10	Cincinnati	W, 45-23
Sept. 17	at Florida	L, 33-23
Oct. 1	Buffalo	11:30 a.m.
Oct. 8	Georgia	TBA
Oct. 15	LSU	TBA
Oct. 22	at Alabama	TBA
Oct. 29	South Carolina	TBA
Nov. 5	Middle Tennessee	TBA
Nov. 12	at Arkansas	TBA
Nov. 19	Vanderbilt	TBA
Nov. 26	at Kentucky	TBA

Auburn (3-1)

Sept. 3	Utah St.	W, 42-38
Sept. 10	Miss. St.	W, 41-34
Sept. 17	at Clemson	L, 38-24
Sept. 24	Florida Atlantic	W, 30-14
Oct. 1	at South Carolina	2:30 p.m.
Oct. 18	at Arkansas	TBA
Oct. 15	Florida	TBA
Oct. 22	at LSU	TBA
Oct. 29	Ole Miss	TBA
Nov. 12	at Georgia	TBA
Nov. 19	Samford	TBA
Nov. 26	Alabama	TBA

Alabama (4-0)

Sept. 3	Kent St.	W, 48-7
Sept. 10	at Penn St.	W, 27-11
Sept. 17	North Texas	W, 41-0
Sept. 24	Arkansas	W, 38-14
Oct. 1	at Florida	7 p.m.
Oct. 8	Vanderbilt	TBA
Oct. 15	at Ole Miss	TBA
Oct. 22	Tennessee	TBA
Nov. 5	LSU	TBA
Nov. 12	at Miss. St.	TBA
Nov. 19	Georgia Southern	1 p.m.
Nov. 26	at Auburn	TBA

Western Kentucky (0-3)

Sept. 1	Kentucky	L, 14-3
Sept. 10	Navy	L, 40-14
Sept. 17	Indiana St.	L, 44-16
Oct. 1	Arkansas St.	3 p.m.
Oct. 6	at Middle Tennessee	6:30 p.m.
Oct. 15	at Florida Atlantic	3 p.m.
Oct. 22	UL-Lafayette	3 p.m.
Oct. 29	at UL-Monroe	2:30 p.m.
Nov. 5	FIU	3 p.m.
Nov. 12	at LSU	7 p.m.
Nov. 19	at North Texas	3 p.m.
Nov. 26	Troy	12 p.m.

Ole Miss (1-3)

Sept. 3	BYU	L, 14-13
Sept. 10	Southern Illinois	W, 42-24
Sept. 17	at Vanderbilt	L, 30-7
Sept. 24	Georgia	L, 27-13
Oct. 1	at Fresno St.	8:15 p.m.
Oct. 15	Alabama	TBA
Oct. 22	Arkansas	TBA
Oct. 29	at Auburn	TBA
Nov. 5	at Kentucky	TBA
Nov. 12	Louisiana Tech	TBA
Nov. 19	LSU	TBA
Nov. 26	at Miss. St.	TBA

Arkansas (3-0)

Sept. 3	Missouri St.	W, 51-7
Sept. 10	New Mexico	W, 52-3
Sept. 17	Troy	W, 38-28
Sept. 24	at Alabama	L, 38-14
Oct. 1	at Texas A&M	11 a.m.
Oct. 8	Auburn	TBA
Oct. 22	at Ole Miss	TBA
Oct. 29	at Vanderbilt	TBA
Nov. 5	South Carolina	TBA
Nov. 12	Tennessee	TBA
Nov. 19	Miss. St.	TBA
Nov. 25	at LSU	1:30 p.m.



SOUTHEASTERN CONFERENCE

2011 SEC Standings

Eastern Division

Team	SEC	Pct.	Overall
South Carolina	2-0	1.000	4-0
Florida	2-0	1.000	4-0
Vanderbilt	1-1	.500	3-1
Georgia	1-1	.500	2-2
Kentucky	0-1	.000	2-2
Tennessee	0-1	.000	2-1

Western Division

Team	SEC	Pct.	Overall
LSU	1-0	1.000	4-0
Alabama	1-0	1.000	4-0
Auburn	1-0	1.000	3-1
Arkansas	0-1	.000	3-1
Ole Miss	0-2	.000	1-3
Mississippi State	0-2	.000	2-2

This Week in the SEC

Saturday, Oct. 1

Texas A&M vs. Arkansas • 11 a.m. (ESPN)
 *Mississippi St. at Georgia • 11 a.m. (FS South)
***LSU at Kentucky • 11:21 a.m. (SEC Network)**
 Buffalo at Tennessee • 11:30 a.m. (CSS)
 *Auburn at South Carolina • 2:30 p.m. (CBS)
 *Alabama at Florida • 7 p.m. (CBS)
 Fresno State at Ole Miss • 7:15 p.m. (ESPN2)

All Times Central

* - denotes conference games

Last Week in the SEC

LSU 47 West Virginia 21

Georgia 27 Ole Miss 13
 Alabama 38 Arkansas 14
 South Carolina 21 Vanderbilt 3
 Florida 48 Kentucky 10
 Auburn 30 Florida Atlantic 14
 Mississippi State 26 Louisiana Tech 20

OFFENSE

#30 Drew Alleman • WR

Kicked a field goal to win the 2006 5A Louisiana Class 5A State Championship game for Acadiana High school over Sulphur as time expired in 2006 ... That 32-yarder with the game on the line proved Alleman's worthiness, and he made LSU's roster as a preferred walk-on in 2008 ... Inherited the No. 30 jersey from friend and former teammate Josh Jasper, who shattered the LSU record books in 2010 ... Has kicked a 57-yarder in practice before.

#33 Odell Beckham, Jr. • WR

Mother, Heather Van Norman, was an All-American sprinter for LSU women's track team from 1991-93 ... Led the Lady Tigers to five national championships and she was also a former track coach at Tulane ... His father, Odell Beckham, Sr., was a running back with the Tigers from 1989-92 ... Father was roommates with Shaquille O'Neal during college.

#60 Will Blackwell • OG

Grandfather was a guard at Louisiana Tech ... Wears No. 60 because that was his grandfather's number ... His dad and uncle both played football at Northwestern State, and his sister currently plays softball at Northwestern State ... Models his game after former Tigers Alan Faneca and Eric Andolsek ... Also played baseball and did the shot put for the track team in high school ... Played on the same high school team as current LSU defensive end Barkevious Mingo ... Arrived at LSU as a defensive end.

#88 Chase Clement • TE

Wore number 88 in high school and continues to wear it ... He is the nephew of three former LSU players: Ruffin Rodrigue Sr., Ruffin Rodrigue Jr, and the late Eric Andolsek who also played for the Detroit Lions ... His uncle, Eric (Andolsek) is his role model, says a prayer to him before every game ... Worked for Habitat for Humanity this summer back home in Thibodaux, La. ... Nickname is "Wolverine" because of his crazy beards ... Loves hunting and fishing in his spare time.

#42 Michael Ford • RB

Calls himself a junk food junkie who eats sugary, chewy candies or cookies-and-cream ice cream just about every day ... He can bench press 440 pounds and squat 583 ... Nickname "Shug" that his grandmother gave him stuck through high school ... Reads the Bible and attends church when he can ... The broadcasting major also has practiced public speaking at his old high school, where he told students that striving for good grades creates a work ethic that trickles down to other aspects of life, including sports ... Appeared on the cover of Sports Illustrated following the Tigers' season-opening win against Oregon.

#53 T-Bob Hebert • OG

Father, Bobby Hebert, played quarterback for the New Orleans Saints and Atlanta Falcons and currently hosts the Saints' pregame and postgame radio shows on the New Orleans Saints Radio Network ... Was given the nickname "T-Bob" by his great-grandmother ... Started playing football at age nine ... Grew up in Georgia, but was raised as an LSU fan by his grandfather and says he chose LSU because "it's always where my heart's been." ... Volunteered for Operation Shoebox at Christmas time in high school ... Describes himself as "a huge nerd." ... Collects comic books and video games ... Said his favorite comic book growing up was The Green Lantern ... Business administration major, considering going to law school one day.

#72 Alex Hurst • OT

Nickname is "Clyde" because his teammates think he is as big as a Clydesdale horse ... Started playing football after seeing his brother play, he thought it looked like fun ... Was the first player out of his high school in Bartlett, Tenn. to play in the SEC ... His favorite player is Brett Favre because he is a from a small town and likes to hunt and fish.

#12 Jarrett Lee • QB

Father, Stephen, was his coach at Brenham High School in Texas ... Father played college football (QB/FB) at Angelo State from 1988-92 ... Today, his father is in his first season as the quarterbacks coach at West Texas A&M ... Father served as co-offensive coordinator at Brenham (Texas) High School from 2005-10 ... Enjoys playing golf; consistently shoots in the mid-80's ... Hails from Brenham, Texas – home of Bluebell Ice Cream ... Grew up in Brownwood, Texas but moved to Brenham because his father is a high school football coach there ... Lists his favorite sports hero as John Elway ... Is a huge 80s rock fan and his favorite band is Van Halen.

#64 P.J. Lonergan • C

Nickname is "P.J." ... His dad, Patrick Lonergan, was an offensive lineman for LSU in 1978 ... Wears the same number as his dad, No. 64 ... Played goalie on his soccer team as a child, but found it "too boring" ... Models his game after Jeff Saturday of the Indianapolis Colts, because he is "that good" ... His little sister, Molly, also attends LSU ... Loves to fish, and says he would like to one day open his own fishing and outdoors business.

#19 Deangelo Peterson • TE

Nickname is "DiLo" ... Played on the same high school team as current teammate Lavar Edwards ... The first major college prospect produced by Desire Street Academy in New Orleans ... Models his game after Randy Moss of the New England Patriots ... Wants to be a high school or college coach after college.

#2 Rueben Randle • WR

Nickname is "Big Reubeno" (pronounced "Roo-bean-oh") ... Played shortstop on his high school baseball team, and was scouted by several MLB teams ... Models his game after Chad Ochocinco, Terrell Owens and Randy Moss ... Wants to be a coach when his football career is over.

#11 Spencer Ware • RB

Also played baseball for the Tigers in 2011, seeing action in 21 games mostly as a reserve outfielder and pinch runner ... Entertains teammates by doing back flips.

DEFENSE

#22 Ryan Baker • LB

Taken a leadership role this year after the departure of Kelvin Sheppard to the NFL ... Bulkied up during the offseason and added 12 pounds of muscle ... His mother, Lynn, is a University of Florida graduate and a die-hard Gator fan ... His father, Terry, is a Florida State University graduate and Ryan grew up an FSU fan ... Despite the Florida and Florida State ties, said he knew he was going to LSU when he finally got to experience a night game in Tiger Stadium ... Broke his jaw during 2010 fall camp and was reduce to a liquefied diet for three weeks ... Teammates call him "Marshall Faulk" because they say he looks like it in the face.

#17 Morris Claiborne • CB

Nickname is "Mo" or "M.C." ... Models his game after Denver Broncos cornerback Champ Bailey and former teammate Patrick Peterson ... Does community service in his hometown of Shreveport, La., including installing smoke detectors and fans in nursing homes ... Prepped at the same high school as former Tigers Reggie Robinson, Ronnie Prude and former LSU basketball star Stromile Swift ... Was also an all-state basketball star in high school and even played tennis ... Began his career as a wide receiver now heads into his junior year as a Thorpe candidate ... Said Patrick Peterson took him under his wing and helped him become the player he is.

#89 Lavar Edwards • DE

Attended Desire St. Academy with teammate DeAngelo Peterson when Hurricane Katrina hit ... Both left their families to play with their high school football team in Niceville, Fla., then to LSU.

#37 Karnell Hatcher • LB

Started playing football at age eight ... Listens to Lil Wayne before every game to get focused ... Volunteers at Pompey Park in his hometown of Delray Beach, Fla ... His duties have ranged from helping pick up trash to setting up tables for receptions or other events being hosted ... Aspires to own his own business after college ... His parents are his role models because he respects the way they've worked so hard to help him achieve his dreams ... Says that he's shy around people he doesn't know, which is often mistaken for being a quiet person, but he breaks out of his shell when he's around people he's comfortable with and enjoys talking and cracking jokes.

#56 Anthony Johnson • DT

Nickname is "Freak" because he was 315 pounds and ran a 4.8 in the 40 in high school ... Molds his game after Warren Sapp, John Randle and calls his idol "Jevon Kearse" ... Sang in the OP Walker choir and often sings at team meetings ... Graduated high school early so he could enroll in classes during the 2011 spring semester and participate in LSU's spring camp ... Ranks second on the team in both the squat and the split jerk, lifting 560 and 374 pounds, respectively.

#49 Barkevious Mingo • DE

His mother said football was too dangerous so he focused on basketball and track until his junior year in high school ... His name comes from the first three letters of his mothers name Barbara (Bar) followed by her favorite name Kevious.

#99 Sam Montgomery • DE

Nickname is "Sonic" because he loves Sonic the hedgehog ... Didn't start playing football until his junior year of high school ... Played on a club basketball team with former Kentucky guard John Wall in high school ... Chose football because his high school coach told him he would have a better future in it ... Nearly went to play basketball and football at North Carolina ... His brother died while Montgomery was in high school, and he says that he learned not to take things for granted.

#1 Eric Reid • S

Maintained a 4.7 grade point average in high school ... Studying civil engineering ... His father, Eric, Sr., was a three-time All-American hurdler at LSU (1984-87) and is a member of the LSU Athletic Hall of Fame.

#18 Brandon Taylor • SS

Older brother, Curtis, was the Tigers' starting safety for the past two seasons and was drafted in the seventh round of the 2009 NFL Draft by the San Francisco 49ers ... One of eight children ... Routinely reads to children at schools in East Baton Rouge parish ... As part of his class, he visits with Alzheimer's patinets ... Annually hosts a free football clinic for kids back in his hometown of Franklinton, La., a town of a population of 4,000 ... Was awarded the No. 18 jersey this season, which was voted on by former LSU No. 18s and head coach Les Miles.

#38 Brad Wing • P

Can kick with both his left and right foot ... Played Australian Rules football for 15 years ... Hails from Melbourne, a population of 4 million.

BY THE NUMBERS

93,129

largest crowd in Tiger Stadium history
(lost to No. 1 Florida, 13-3, on Oct. 10, 2009)

1,500

old dorm rooms below the east and west stands

.728

winning percentage after 534 home games

89

89-yard punt return by Billy Cannon 50 years ago to beat Ole Miss on Halloween Night in 1959

87th

year of LSU football in Tiger Stadium dating back to 1924

70

"Tiger Den" skybox suites in the East Upper Deck

67

times the crowd has exceeded 90,000 for a game

45

years ranked in the top 10 in the nation in attendance

54-5

Saturday night record since 2000

38-6

home record under head coach Les Miles

13

undefeated home seasons

8

trips by the "ESPN College GameDay" crew

8th

largest on-campus stadium in the nation

6

times named the toughest place in the nation to play a road game by national media outlets

1

win over a No. 1 ranked team (def. Florida, 28-21, in 1997)

Tiger Stadium

COLLEGE FOOTBALL'S ULTIMATE SETTING



"THE SCARIEST PLACE TO PLAY IN AMERICA"

- ESPN.COM, OCT. 2007; ESPN COLLEGE FOOTBALL LIVE, MAY 2011

Notables

- LSU began playing football in Tiger Stadium in 1924 and is currently in its 87th year in the venerable stadium. This season marks the 80th year LSU has played under the lights in Death Valley. The Tigers defeated Spring Hill, 35-0, on Oct. 3, 1931 in the first night game in the stadium's history.
- LSU has won 37 of its last 42 games at home and 12 straight. Head coach **Les Miles** is 29-1 in Saturday Night home games.
- More than 85,000 fans have attended each of LSU's last 77 home games. In that span, the Tigers have eclipsed the 90,000 mark 67 times, including a school-record 93,129 for the Oct. 10, 2009 game that pitted No. 4 LSU against No. 1 Florida.
- Since national attendance figures began being kept in 1957, LSU has finished in the nation's top 10 in average attendance in 47 of the past 54 seasons.
- Since 1960, LSU owns a stellar 220-60-4 (.781) record in traditional Tiger Stadium night games. On the other hand, the Tigers are just 24-25-3 (.490) at home during the day in that span.
- LSU has won 29 consecutive home games over non-conference opponents. **Les Miles** is 20-0 in non-conference home games.

Quotables

"(Tiger Woods) pumped both fists and yelled, as jacked as you'll ever see him. But the crowd explosion drowned out whatever was coming out of his mouth. It was the closest golf has ever come to sounding like fourth-and-goal at LSU's Tiger Stadium on a Saturday night."

- **Pat Forde, ESPN.com on Tiger Woods' putt to force a playoff at the 2008 U.S. Open**

"I'm not sure what it was like to walk into the Coliseum, but I bet it was something like this. The best place in the world to watch a sporting event."

- **Wright Thompson, ESPN.com**

"Dark. That combined with Tiger Stadium on a Saturday night is something loud, strange and holy. There is noise everywhere in stadiums from Eugene to Tuscaloosa. Only in Baton Rouge is there a living, breathing lurking in its grand, old stadium."

- **Dennis Dodd, CBSsports.com**

"Best stadium -- Tiger Stadium, LSU. The pregame festivities, the deafening noise -- there's no other place like it."

- **Matt Hayes, Sporting News**

"All I began to hear was a chant 'L-S-U, L-S-U.' It got louder and louder. It was the loudest I've ever heard a stadium."

- **Mark Richt, Georgia Head Coach**

The Last Meeting



#1 LSU

37

#17/18 Kentucky

43



Nov. 13, 2007 • Commonwealth Stadium • Lexington, Ky. • 70,902

Tigers Fall To Kentucky, 43-37, in Triple Overtime

Charles Scott was stopped short on 4th-and-2 in the third overtime as LSU had its 13-game winning streak snapped in a 43-37 loss at Kentucky. Trailing 43-37 after Kentucky scored on its third overtime possession, the Tigers couldn't convert, sending the Wildcats to their first win over a No. 1-ranked team since 1964. With the game tied at 27-27 at the end of regulation, the teams traded TDs during the first overtime and exchanged field goals in the second overtime before Andre Woodson connected with Steve Johnson for a 7-yard TD in the third overtime. LSU led early in the game, taking a 17-7 advantage following a 13-yard TD run by Scott. The Wildcats used a five-play, 78-yard drive that spanned just 37 seconds to pull within 17-14 at halftime. LSU extended the lead to 27-14 late in the third quarter following a 30-yard field goal by Colt David. The Wildcats responded with 13 unanswered points to tie the game at 27-27 on a 27-yard field goal with 2:47 left. LSU drove to the UK 40-yard line late in regulation but David's 57-yard field goal attempt sailed just left to force overtime.

			Scoring	
LSU	0	17	10	0 - 7 - 3 - 0 - 37
Kentucky	7	7	7	6 - 7 - 3 - 6 - 43
UK	2:49	1Q	Drake 2 yd pass from Woodson (Seilber kick)	
LSU	14:55	2Q	Scott 1 yd run (David kick)	
LSU	5:42	2Q	David 31 yd FG	
LSU	1:48	2Q	Scott 13 yd run (David kick)	
UK	1:04	2Q	Woodson 12 yd run (Seiber kick)	
LSU	9:12	3Q	Dickson 4yd pass from Flynn (David kick)	
LSU	3:49	3Q	David 30 yd FG	
UK	1:13	3Q	Tammie 8 yd pass from Woodson (Seiber kick)	
UK	7:57	4Q	Seiber 33 yd FG	
UK	4:21	4Q	Seiber 27 yd FG	
UK	--	OT	Locke 1 yd run (Seiber kick)	
LSU	--	OT	Murphy 2 yd run (David kick)	
LSU	--	OT	David 38 yd FG	
UK	--	OT	Seiber 43 yd FG	
UK	--	OT	Johnson 7 yd pass from Woodson	

STATISTICAL COMPARISON

Category	LSU	UK	CONF. (NCAA) RANKING	
			LSU	UK
Record:	4-0	2-2	--	--
Conference:	1-0	0-1	--	--
Scoring Offense:	38.75	17	3 (18)	12 (107)
Total Offense:	350	280.75	9 (88)	10 (113)
Rushing Offense:	171	123	7 (48)	10 (90)
Passing Offense:	179	157.75	8 (98)	10 (108)
Scoring Defense:	14.25	22	3 (14)	6 (46)
Total Defense:	289	366	5 (20)	10 (63)
Pass Defense:	235.75	162.25	11 (79)	4 (14)
Rushing Defense:	53.25	203.75	2 (4)	11 (103)
KO Ret. Avg.:	25.08	20.53	3 (24)	10 (82)
Punt Ret. Avg.:	6.5	1.43	7 (77)	12 (112)
Time of Poss.:	33:47	28:12	2 (12)	8 (87)
3rd Down Conv.:	27-56	17-59	2 (26)	10 (109)
Opp. 3rd-D Conv:	24-66	22-60	6 (47)	7 (50)
TO Margin:	+8	-1	1 (4)	9 (78)
Net Punting:	42.3	41.7	2 (10)	3 (13)
Fumbles Recovered:	5	2	2 (15)	6 (66)
Passes Intercepted:	6	7	4 (13)	2 (8)
Fumbles Lost:	2	4	3 (24)	9 (77)
Turnovers Gained:	11	9	3 (12)	4 (18)
Turnovers Lost:	3	10	1 (8)	10 (103)
Passing Efficiency:	148.2	100.43	5 (39)	11 (110)
Pass Efficiency Defense	102.97	98.21	5 (19)	4 (15)
Fewest Penalties:	6.5	3.5	6 (71)	2 (4)
Fewest Yards Penalized:	52.5	28	7 (64)	1 (5)
Sacks:	1.75	1.75	5 (66)	5 (66)
Tackles for Losses:	8.5	4.75	1 (7)	11 (92)
First Downs:	20.2	15.5	6 (68)	10 (110)
Red Zone Offense:	19-20	7-10	2 (16)	12 (105)
Red Zone Defense:	10-11	7-8	11 (96)	7 (76)

The Series: LSU leads, 38-16-1

1949:	UK, 19-0	Sept. 24 at Baton Rouge	1981:	LSU, 24-10	Oct. 17 at Baton Rouge
1950:	UK, 14-0	Sept. 23 at Lexington	1982:	LSU, 34-10	Oct. 16 at Lexington
1952:	LSU, 34-7	Oct. 11 at Lexington	1983:	UK, 21-13	Oct. 15 at Baton Rouge
1953:	Tie, 6-6	Oct. 10 at Baton Rouge	1984:	LSU, 36-10	Oct. 20 at Lexington
1954:	UK, 7-6	Oct. 2 at Lexington	1985:	LSU, 10-0	Oct. 19 at Baton Rouge
1955:	LSU, 19-7	Sept. 17 at Baton Rouge	1986:	LSU, 25-16	Oct. 18 at Lexington
1956:	UK, 14-0	Oct. 20 at Lexington	1987:	LSU, 34-9	Oct. 17 at Baton Rouge
1957:	LSU, 21-0	Oct. 19 at Baton Rouge	1988:	LSU, 15-12	Oct. 15 at Baton Rouge
1958:	LSU, 32-7	Oct. 18 at Baton Rouge	1989:	UK, 27-21	Oct. 21 at Lexington
1959:	LSU, 9-0	Oct. 17 at Lexington	1990:	LSU, 30-20	Oct. 20 at Baton Rouge
1960:	UK, 3-0	Oct. 15 at Lexington	1991:	LSU, 29-26	Oct. 19 at Lexington
1961:	LSU, 24-14	Oct. 21 at Baton Rouge	1992:	UK, 27-25	Oct. 17 at Baton Rouge
1962:	LSU, 7-0	Oct. 20 at Lexington	1993:	UK, 35-17	Oct. 16 at Lexington
1963:	LSU, 28-7	Oct. 19 at Baton Rouge	1994:	LSU, 17-13	Oct. 15 at Baton Rouge
1964:	LSU, 27-7	Oct. 17 at Lexington	1995:	UK, 24-16	Oct. 14 at Lexington
1965:	LSU, 31-21	Oct. 16 at Baton Rouge	1996:	LSU, 41-14	Oct. 19 at Baton Rouge
1966:	LSU, 30-0	Oct. 15 at Lexington	1997:	LSU, 63-28	Nov. 1 at Lexington
1967:	LSU, 30-7	Oct. 21 at Baton Rouge	1998:	UK, 39-36	Oct. 17 at Baton Rouge
1968:	LSU, 13-3	Oct. 19 at Baton Rouge	1999:	UK, 31-5	Oct. 16 at Lexington
1969:	LSU, 37-10	Oct. 18 at Lexington	2000:	LSU, 34-0	Oct. 14 at Baton Rouge
1970:	LSU, 14-7	Oct. 17 at Baton Rouge	2001:	LSU, 29-25	Oct. 13 at Lexington
1971:	LSU, 17-13	Oct. 16 at Lexington	2002:	LSU, 33-30	Nov. 9 at Lexington
1972:	LSU, 10-0	Oct. 21 at Baton Rouge	2006:	LSU, 49-0	Oct. 13 at Baton Rouge
1973:	LSU, 28-21	Oct. 20 at Baton Rouge	2007:	UK, 43-37 3OT	Oct. 13 at Lexington
1974:	UK, 20-13	Oct. 19 at Lexington			
1975:	LSU, 17-14	Oct. 18 at Baton Rouge			
1976:	UK, 21-7	Oct. 16 at Lexington			
1977:	UK, 33-13	Oct. 15 at Baton Rouge			
1978:	LSU, 21-0	Oct. 21 at Lexington			
1979:	LSU, 23-19	Oct. 20 at Baton Rouge			
1980:	LSU, 17-10	Oct. 18 at Lexington			

At Baton Rouge: LSU leads, 22-5-1

At Lexington: LSU leads, 16-11

LSU Tigers Depth Chart

OFFENSE

X	2	Rueben Randle	6-4	208	Jr.	
	82	James Wright	6-2	201	So.	
LT	76	Chris Faulk	6-6	325	So.	
	75	Greg Shaw	6-5	281	Sr.	
	73	Chris Davenport	6-4	320	So.	
LG	53	T-Bob Hebert	6-3	304	Sr.	
	74	Josh Williford	6-7	324	So.	
	-or-	78	La'el Collins	6-5	320	Fr.-HS
	79	Matt Branch	6-6	287	Jr.	
C	64	P. J. Lonergan	6-4	305	Jr.	
	53	T-Bob Hebert	6-3	304	Sr.	
	61	Ben Domingue	6-3	272	So.	
RG	60	Will Blackwell	6-4	303	Sr.	
	-or-	74	Josh Williford	6-7	324	So.
RT	72	Alex Hurst	6-6	340	Jr.	
	75	Greg Shaw	6-5	281	Sr.	
Y	19	Deangelo Peterson	6-4	235	Sr.	
	88	Chase Clement	6-5	251	Jr.	
	47	Tyler Edwards	6-4	235	Jr.	
	83	Mitch Joseph	6-5	268	Sr.	
Z	86	Kadron Boone	6-0	195	So.	
	80	Jarvis Landry	6-0	190	Fr.-HS	
3-Wide	33	Odell Beckham, Jr.	5-11	183	Fr.-HS	
	10	Russell Shepard	6-1	185	Jr.	
QB	12	Jarrett Lee	6-2	206	Sr.	
	8	Zach Mettenberger	6-5	222	So.-Trf	
	16	Stephen Rivers	6-7	212	Fr.	
RB	11	Spencer Ware	5-11	223	So.	
	42	Michael Ford	5-10	215	So.	
	4	Alfred Blue	6-2	215	So.	
FB	35	James Stampley	5-10	239	Sr.	
	44	J.C. Copeland	6-1	280	So.	
	-or-	27	Kenny Hilliard	5-11	240	Fr.-HS

SPECIAL TEAMS

PK	30	Drew Alleman	5-11	183	Jr.
	38	James Hairston	6-0	200	Fr.-HS
KO -or- -or-	30	Drew Alleman	5-11	182	Jr.
	38	D.J. Howard	6-2	191	Sr.
	38	James Hairston	6-0	200	Fr.-HS
PR	7	Tyrann Mathieu	5-9	175	So.
	2	Rueben Randle	6-4	208	Jr.
	13	Ron Brooks	6-0	177	Sr.
HOLD	48	Seth Fruge	5-11	220	So.-1L
	38	Brad Wing	6-3	184	Fr.-RS
	12	Jarrett Lee	6-2	206	Sr.

DEFENSE

LE	94	Kendrick Adams	6-5	255	Sr.	
	49	Barkevious Mingo	6-5	240	So.	
LT	90	Michael Brockers	6-6	306	So.	
	93	Bennie Logan	6-3	287	So.	
	97	Dennis Johnson	6-2	285	Sr.	
RT	77	Josh Downs	6-1	287	Jr.	
	56	Anthony Johnson	6-3	294	Fr.-HS	
	9	Ego Ferguson	6-3	283	Fr.-RS	
RE	99	Sam Montgomery	6-4	245	So.	
-or-	89	Lavar Edwards	6-5	264	Jr.	
Sam	23	Stefoin Francois	6-1	223	Sr.	
	58	Tahj Jones	6-2	205	So.	
Mike	37	Karnell Hatcher	6-2	223	Sr.	
	-or-	46	Kevin Minter	6-2	242	So.
	31	D.J. Welter	6-0	226	Fr.-RS	
Will	22	Ryan Baker	6-0	236	Sr.	
	57	Lamin Barrow	6-2	229	So.	
	52	Luke Muncie	6-3	220	So.	
LCB	17	Morris Claiborne	6-0	185	Jr.	
	13	Ron Brooks	6-0	177	Sr.	
SS	18	Brandon Taylor	6-0	194	Sr.	
	6	Craig Loston	6-2	208	So.	
FS	1	Eric Reid	6-2	208	So.	
	6	Craig Loston	6-2	208	So.	
	36	Derrick Bryant	5-11	195	Sr.	
RCB	7	Tyrann Mathieu	5-9	175	So.	
	24	Tharold Simon	6-3	187	So.	
Nickel	7	Tyrann Mathieu	5-9	175	So.	

PRONUNCIATIONS

Players		
87	Chancey Aghayere	DE
	Ah-gah-yair-ee	
38	Drew Alleman	P/K
	Al-uh-maw	
57	Lamin Barrow	LB
	luh-Meen	
86	Kadron Boone	WR
	Kay-drun	
88	Chase Clement	TE
	Clay-maw	
50	Joey Crappell	SNP
	cruh-Pell	
68	Josh Dworaczyk	RG
	Duh-ross-ic	
23	Stefoin Francois	LB
	Stef-ahn Fran-swah	
53	T-Bob Hebert	C
	Ay-bear	
58	Tahj Jones	LB
	Tahzh	
7	Tyrann Mathieu	CB
	Ty-run Matthew	
49	Barkevious Mingo	LB
	Bar-kee-vee-us	
24	Tharold Simon	CB
	Sigh-munn	
Coaches		
	Steve Kragthorpe	OC
	Krag-thorpe	
	Greg Studrawa	OL
	Stu-draw-uh	

CAREER STARTS/GAME-BY-GAME STARTERS

FB
Stampley 11

TB
Ford 3
Ware 3
Blue 1
Shepard 1

QB
Jefferson 27
Lee 13

WR
Randle 17

WR
Shepard 9
Beckham, Jr. 3
Boone 1

TE
Clement 8
Joseph 8
D. Peterson 5

RT
Hurst 14
Faulk 2
Shaw 1

RG
Hebert 7
Blackwell 6
Williford 4

C
Loneragan 19
Hebert 11

LG
Dworczyk 26
Hebert 4

LT
Faulk 3
Shaw 1

LCB
Claiborne 13
Mathieu 2
Brooks 1
Simon 1

LE
Adams 14
Aghayere 3
Edwards 2

LT
Brockers 4

RT
Logan 4
Brockers 1

RE
Montgomery 9
Edwards 6
Aghayere 2
Mingo 1

RCB
Claiborne 3
Simon 2

Sam
Francois 14

Nickel
Mathieu 3

SS
Taylor 23
Reid 3
Hatcher 1
Loston 1

Mike
Minter 4

Will
Baker 15
Barrow 2

Dime

FS
Hatcher 11
Reid 4
Loston 1

OFFENSIVE GAME-BY-GAME STARTERS

[illegible]

OFFENSIVE GAME-BY-GAME STARTERS

[illegible]



94

Kendrick Adams

Defensive End
6-5 • 255 • Sr. • 1L
Enterprise, Ala.
Copiah-Lincoln (Miss.) C.C.

SENIOR SEASON (2011)

Played well in a victory at Mississippi State with a seven-yard sack, 1.5 TFLs, one PBU and three tackles ... Credited with half a tackle for a loss against Northwestern State ... One of eight Tigers on defense to pick up at least a half tackle for loss as he finished with two total tackles including 0.5 TFLs against Oregon ... Continues his role as starting left defensive end after stepping in as the starter last season ... played in 12 games and made 11 starts at left defensive end in his first season at LSU.

CAREER HIGHS

Total tackles: 5 vs. McNeese State, 2010
 Tackles for loss: 1.5, twice (Last: at Mississippi State, 2011)
 Sacks: 1.5 at Arkansas, 2010

ADAMS' CAREER DEFENSIVE STATS

YEAR	G-GS	UT	AT	TT	TFL	SACKS	PBU	QBH	INT	FF	FR
2010	12-11	15	12	27	2.5-8	1.5-7	1	2	0	1	0
2011	4-4	3	5	8	2.5-8	1.5-7	1	0	0	0	0
Totals	16-15	18	17	35	5.0-16	3.0-14	2	2	0	1	0



30

Drew Alleman

Placekicker/Punter
5-11 • 183 • Jr. • SQ
Lafayette, La. (Acadiana)

• Lou Groza Stars of the Week vs. Miss. State (9/19/11)

JUNIOR SEASON (2011)

Ranks fourth in the SEC in field goals and fifth in FG percentage ... Is 6-8 on field goals this season with a long of 44 and is 17-18 on point after touchdowns ... Missed his only field goal attempt at West Virginia, a 30-yarder early in the third quarter ... Named one of three Lou Groza Stars of the Week nationally after an outstanding game against Mississippi State as he finished a perfect 4-for-4 on field goals (21, 42, 41, 29) and was 1-for-1 on PATs ... The four field goals at MSU tied him for second for most field goals in a game in school history and is currently tied with Florida's Caleb Sturgis as the most made FGs in a game this season by an SEC kicker ... Hit all seven of his PATs against Northwestern State but missed a 50-yard field goal attempt ... Was 2-for-2 on field goals in the opener against Oregon, draining a 44-yard FG early in the first quarter followed by a 32-yarder early in the fourth ... Was 4-of-5 on PATs versus Oregon, missing his first career attempt ... LSU's starting placekicker who takes over the position after the departure of All-America Josh Jasper ... Also handles kickoff duties ... Has appeared in three career games entering 2011: Tulane (2009), McNeese State (2010) and UL-Monroe (2010).

CAREER HIGHS

Field Goals Attempted: 4 at Mississippi State, 2011
 Field Goals Made: 4 at Mississippi State, 2011
 Long FG: 44 vs. Oregon, 2011
 Kickoffs: 8 vs. Oregon, 2011
 Kickoff Yards: 481 vs. Oregon, 2011
 Kickoff Avg.: 65.0 vs. McNeese State, 2010
 Punts: 2 vs. Tulane, 2009
 Punting Yards: 51 vs. Tulane, 2009
 Punting Avg.: 25.5 vs. Tulane, 2009

ALLEMAN'S CAREER FIELD GOAL TOTALS


YEAR	FGM-FGA	1-19	20-29	30-39	40-49	50-99	LG	PAT	POINTS
2011	6-8	0-0	2-2	1-2	3-3	0-1	44	17-18	35
Totals	6-8	0-0	2-2	1-2	3-3	0-1	44	17-18	35

ALLEMAN'S CAREER KICKOFF STATS

YEAR	G-GS	NO.	YDS.	AVG.	TB	OB
2009	1-0	0	0	0	0	0
2010	2-0	7	444	63.4	0	0
2011	4-0	11	628	57.1	0	0
Totals	7-0	18	1,072	59.6	0	0

ALLEMAN'S CAREER PUNTING TOTALS

YEAR	NO.	YDS.	AVG.	LG	I20	TB
2009	2	51	25.5	33	1	0
2010	0	0	0	0	0	0
2011	0	0	0	0	0	0
Totals	2	51	25.5	33	1	0



22

Ryan Baker

Linebacker
6-0 • 236 • Sr. • 3L
Grand Ridge, Fla. (Blountstown)

• 2011 Bednarik Award Watch List

Hard-hitting senior who has taken over for the departed Kelvin Sheppard as the leader of the LSU defense in 2011 ... Tough player who played the first month of the 2010 season with his mouth wired shut due to broken jaw ... The leading returning tackler for LSU in 2011 ... Has played in 40 games with 15 starts ... Career stats: 131 tackles, 13.5 tackles for loss, 8.5 sacks, 2 pass breakups and 1 forced fumble.

SENIOR SEASON (2011)


Set a season high with five stops at West Virginia ... Returned to action and picked up three tackles, 1.5 TFLs and a half sack at Mississippi State ... Forced to sit out the game against Northwestern State for violation of team rules ... Managed four tackles against Oregon in the season opener.

CAREER HIGHS

Tackles: 12 at Auburn, 2010
 Tackles for loss: 3 at Vanderbilt, 2010
 Sacks: 2 vs. McNeese State, 2010

BAKER'S CAREER DEFENSIVE STATS

YEAR	G-GS	UT	AT	TT	TFL	SACKS	PBU	QBH	INT	FF	FR
2008	13-0	7	9	16	0	0	0	0	0	0	0
2009	12-0	7	10	17	1.0-8	1.0-8	1	0	0	0	0
2010	12-12	37	50	86	11.0-83	7.0-60	1	1	0	1	0
2011	3-3	6	6	12	1.5-7	0.5-5	0	0	0	0	0
Totals	40-15	57	75	131	13.5-98	8.5-73	2	1	0	1	0



57

Lamin Barrow

Linebacker
6-2 • 229 • So. • 1L
Marrero, La. (John Ehret)

SOPHOMORE SEASON (2011)

Played in 15 games with two starts in his career ... Earned his first career tackle for a loss at Mississippi State ... Started at Will linebacker in place of Ryan Baker against Northwestern State and made three tackles.

CAREER HIGHS

Total tackles: 6 vs. ULM, 2010
 Tackles for loss: 1.0 at Mississippi State, 2011

BARROW'S CAREER DEFENSIVE STATS

YEAR	G-GS	UT	AT	TT	TFL	SACKS	PBU	QBH	INT	FF	FR
2010	12-1	8	10	18	0.5-0	0	0	0	0	0	1-0
2011	4-1	3	3	6	1.0-5	0	0	0	0	0	0
Totals	16-2	11	13	24	1.5-5	0	0	0	0	0	1-0



33

Odell Beckham, Jr.**Wide Receiver****5-11 • 183 • Fr. • HS****New Orleans, La. (Isidore Newman School)**

• SEC Freshman of the Week vs. Miss. State (9/19/11)

TRUE FRESHMAN SEASON (2011)

Second on the team in receptions and receiving yards with 17 and 193, respectively ... Caught his first career receiving touchdown on a 52-yard catch and run at West Virginia and finished the game with two receptions for 82 yards ... Named the SEC Freshman of the Week after he hauled in eight receptions for 61 yards at Mississippi State and became the first LSU freshman wide receiver to record at least eight catches in a game since Michael Clayton had eight against Illinois in the Sugar Bowl on Jan. 1, 2002 ... Tied for the team lead in catches with five for 40 yards against Northwestern State in his first career start ... Made his LSU debut against Oregon and caught two passes for 10 yards ... A talented athlete who immediately impressed the coaches at wide receiver during the fall and will play extensively this season ... Joined Cooper Manning as the only players in Newman High School history to break the 1,000-yard receiving mark in a season ... Hauled in 50 catches for 1,010 yards and 19 touchdown receptions as a senior at Newman.

CAREER HIGHS

Receptions: 8 at Mississippi State, 2011

Yards: 82 at West Virginia, 2011

Long: 52 at West Virginia, 2011

Touchdowns: 1 at West Virginia, 2011

BECKHAM'S CAREER RECEIVING STATS

YEAR	G-GS	REC.	YDS.	TD	LG
2011	4-3	17	193	1	52
Totals	4-3	17	193	1	52



60

Will Blackwell**Offensive Guard****6-4 • 290 • Sr. • 3L****West Monroe, La. (West Monroe)****SENIOR SEASON (2011)**

Has started six games in his career, including all four at right guard in 2011 ... 2011 Stats: 234 snaps played, 28 knockdowns ... Outmuscled the West

Virginia defensive line as he shattered his career high with 14 knockdowns, playing 52 snaps at right guard and 21 at left guard ... Tallied 3.5 knockdowns in 44 plays at Mississippi State ... Started at right guard against Northwestern State and played 47 snaps with 7.5 knockdowns ... Opened the season as the starter at right guard and played every snap against Oregon with three knockdowns to his credit ... Versatile offensive lineman who is the starter at right guard ... Went down to a major leg injury in the 2010 season-opener against North Carolina and missed nine games before returning late in the year ... Performed well in the final three contests of the season and earned a spot on ESPN.com's All-SEC Bowl Team ... Competed in 86 total plays with 10 knockdowns in four games in 2010.



4

Alfred Blue**Running Back****6-2 • 215 • So. • 1L****Boutte, La. (Hahnville)****SOPHOMORE SEASON (2011)**

Came in late at West Virginia and carried it twice for 21 yards, including an 18-yard TD run ... Did not carry the ball at Mississippi State but made two solo

tackles on kickoffs ... Carried the ball a career-high 15 times for 53 yards and a touchdown against Northwestern State ... Expected to be the No. 3 running back behind Spencer Ware and Michael Ford throughout the season and will see snaps in the backfield ... A big back with surprising quickness and speed in the open field.

CAREER HIGHS

Attempts: 15 vs. Northwestern State, 2011

Yards: 53 vs. Northwestern State, 2011

Touchdowns: 1, three times (Last: at West Virginia, 2011)

Long: 18 at West Virginia, 2011

BLUE'S CAREER RUSHING STATS

YEAR	G-GS	ATT.	YDS.	TD	LG
2010	11-1	20	101	1	16
2011	4-0	18	76	2	18
Totals	15-1	38	177	3	18



86

Kadron Boone**Wide Receiver****6-0 • 195 • So. • 1L****Ocala, Fla.****(Trinity Catholic)****SOPHOMORE SEASON (2011)**

Hauled in his first career touchdown on a 19-yard strike from Zach

Mettenberger and finished with two catches for 28 yards versus Northwestern State ... Made his first career start against Oregon but did not record a reception ... Expected to see extensive playing time after finishing his freshman season with four receptions for 62 yards.

CAREER HIGHS

Receptions: 2, twice (Last: vs. Northwestern State, 2011)

Yards: 40 at Arkansas, 2010

Touchdowns: 1 vs. Northwestern State, 2011

Long: 24 at Arkansas, 2010

BOONE'S CAREER RECEIVING STATS

YEAR	G-GS	REC.	YDS.	TD	LG
2010	13-0	4	52	0	24
2011	4-3	4	39	1	19
Totals	17-3	8	91	1	24



90

Michael Brockers**Defensive Tackle****6-6 • 306 • So. • 1L****Houston, Texas (Chavez)****SOPHOMORE SEASON (2011)**

Paced the defense at Mississippi State with four solo tackles, a career-high 3.0 tackles for a loss and his first career sack ... Recorded his first career

interception on a stellar diving play against Northwestern State and also added two tackles and half a TFL ... Made his second career start against Oregon and stuffed the middle, tying his career high with five tackles which he had against ULM in 2010.

CAREER HIGHS

Total tackles: 5, twice (Last: vs. Oregon, 2011)

Tackles for loss: 3.0 at Mississippi State, 2011

Sacks: 1.0 at Mississippi State, 2011

Interceptions: 1 vs. Northwestern State, 2011

BROCKERS' CAREER DEFENSIVE STATS

YEAR	G-GS	UT	AT	TT	TFL	SACKS	PBU	QBH	INT	FF	FR
2010	13-1	8	17	25	1.0-4	0	0	1	0	1	0
2011	4-4	8	6	14	3.5-8	1.0-4	0	0	1-0	0	0
Totals	17-5	16	23	39	4.5-12	1.0-4	0	1	1-0	1	0



13

Ron Brooks

Cornerback
6-0 • 177 • Sr. • 3L
Irving, Texas (MacArthur)

SENIOR SEASON (2011)

Started his first career game at West Virginia ... Made three solo tackles against Oregon and recovered a fumble forced by Craig Loston on a kickoff ...

Will play extensively in the Tigers dime package and will also return kickoffs again ... Serves as a gunner on punt coverage again after downing several punts inside the 20 last year.

CAREER HIGHS

Total tackles: 5, three times (Last: vs. Texas A&M, 2010)

Tackles for loss: 2 vs. Ole Miss, 2010

Sacks: 1, twice (Last: vs. Ole Miss, 2010)


Interceptions: 1 vs. ULM, 2010

BROOKS' CAREER DEFENSIVE STATS

YEAR	G-GS	UT	AT	TT	TFL	SACKS	PBU	QBH	INT	FF	FR
2008	13-0	9	9	18	0	0	0	1	0	2	1-0
2009	13-0	3	6	9	0	0	1	0	0	0	0
2010	13-0	18	15	33	6.0-24	2.0-16	3	1	1-32	1	0
2011	4-1	6	0	6	0	0	0	0	0	0	1-0
Totals	43-1	36	30	66	6.0-24	2.0-16	4	2	1-32	3	2-0

BROOKS' CAREER KICKOFF RETURN STATS

YEAR	NO.	YDS.	AVG.	TD	LG
2009	13	252	19.4	0	41
2010	7	162	23.1	0	50
2011	1	16	16.0	0	16
Totals	21	430	20.5	0	50



17

Morris Claiborne

Cornerback
6-0 • 185 • Jr. • 2L
Shreveport, La. (Fair Park)

- **Walter Camp National Defensive Player of the Week (9/18/11)**
- **2011 Bednarik Award Watch List**

- **2011 Thorpe Award Watch List**
- **2011 Nagurski Award Watch List**
- **2010 Second-Team All-SEC (AP, Coaches)**

One of the nation's elite cornerbacks who was listed as a pre-season All-America candidate by several publications ... Called by many as the best cornerback in the SEC going into 2011 ... Tremendous speed with shutdown skills and size ... Teamed with Patrick Peterson as a sophomore to form one of the nation's best corner tandems and arguably the best tandem in school history ... Coming off a 2010 season where he was a second-team All-SEC selection ... One of three LSU players on the watch list for the 2011 Bednarik Award, which goes to the nation's top defensive player ... Also selected to the Thorpe Award watch list as well as the Nagurski Award watch list ... Has started 16 games in his career at cornerback ... Handles kickoff return duties for the Tigers ... In 23 career games, he has notched 61 tackles, eight pass breakups and seven interceptions.

JUNIOR SEASON (2011)

Leads the SEC and ranks eighth nationally in kickoff return average at 32.4 yards a return ... Returned a kickoff 99 yards for a touchdown at West Virginia and added four tackles and one PBU on defense ... Became the first Tiger to return a kickoff at least 99 yards since Eric Martin had a 100-yard return against Kentucky in 1981 ... Named the Walter Camp National Defensive Player of the Week after he locked down half the field at Mississippi State with two interceptions, one pass breakup and a tackle ... Became the first LSU player to record two INTs in a game since he and Patrick Peterson both did it last year against MSU ... Led the team with his second-straight game of six tackles against Northwestern State and also tallied a tackle for loss and a QB hurry ... Recorded six tackles - five solo - in the opener against Oregon and also made his debut as a kickoff returner where he returned four kicks for 99 yards and a long of 39.

CAREER HIGHS

Total tackles: 8 vs. Ole Miss, 2010

Interceptions: 2, twice (Last: at Mississippi State, 2011)

PBUs: 3 vs. McNeese State, 2010


CLAIBORNE'S CAREER KICKOFF RETURN STATS

YEAR	NO.	YDS.	AVG.	TD	LG
2011	9	292	32.4	1	99
Totals	9	292	32.4	1	99

CLAIBORNE'S CAREER DEFENSIVE STATS

YEAR	G-GS	UT	AT	TT	TFL	SACKS	PBU	QBH	INT	FF	FR
2009	7-0	3	4	7	0	0	0	0	0	0	0
2010	12-12	19	18	37	1.0-4	0	6	1	5-101	0	1

2011	4-4	12	5	17	1.0-1	0	2	1	2-6	0	0
Totals	23-16	34	27	61	2.0-5	0	8	2	7-107	0	1



88

Chase Clement

Tight End
6-5 • 251 • Jr. • 2L
Thibodaux, La. (E.D. White)

JUNIOR SEASON (2011)

Made his first catch of the season for his first career touchdown on a 1-yard reception at West Virginia ... Worked his way up the depth chart at tight end and will see snaps all season long after starting eight games last season when Mitch Joseph was injured.

CAREER HIGHS

Receptions: 1, three times (last: at West Virginia, 2011)

Yards: 21, twice (last: vs. Ole Miss, 2010)

Touchdowns: 1 at West Virginia, 2011

Long: 21, twice (last vs. Ole Miss, 2010)

CLEMENT'S CAREER RECEIVING STATS

YEAR	G-GS	REC.	YDS.	TD	LG
2009	13-0	0	0	0	0
2010	13-8	2	42	0	21
2011	4-0	1	1	1	1
Totals	30-8	3	43	1	21



78

La'el Collins

Offensive Tackle
6-5 • 285 • Fr. • HS
Baton Rouge, La. (Redemptorist)

TRUE FRESHMAN SEASON (2011)

Saw his first action as a Tiger against Northwestern State and posted three knockdowns on 21 snaps ... Did not see any playing time against Oregon ...

Recruited as a left tackle, he has worked extensively at left guard in practice to add depth after Josh Dworaczky suffered a season-ending injury ... One of the premiere offensive tackles in the nation out of high school ... Has been called by many the best offensive lineman to ever come out of Louisiana ... Named a 2011 first team Parade All-America on offense.



77

Josh Downs

Defensive Tackle
6-1 • 287 • Jr. • 2L
Bastrop, La. (Bastrop)

JUNIOR SEASON (2011)

Made his first career start at Mississippi State but did not record any stats ... One of LSU's most experienced interior defensive linemen having played in 26 games ... Expected to see significant action at defensive tackle throughout the season.

CAREER HIGHS

Total tackles: 4 vs. Auburn, 2009

Tackles for loss: 1, four times (Last: at Vanderbilt, 2010)

Sacks: 1 vs. North Carolina, 2010

DOWNS' CAREER DEFENSIVE STATS

YEAR	G-GS	UT	AT	TT	TFL	SACKS	PBU	QBH	INT	FF	FR
2009	11-0	2	7	9	3.5-8	0	0	0	0	0	0
2010	12-0	2	8	10	2.0-12	1.0-9	0	0	0	0	0
2011	4-1	0	3	3	0.5-1	0	0	0	0	0	0
Totals	27-1	4	18	22	6.0-21	1.0-9	0	0	0	0	0



89

Lavar Edwards**Defensive End****6-5 • 264 • Jr. • 2L****Gretna, La. (Desire Street Academy)****JUNIOR SEASON (2011)**

Did not record any tackles but recovered a fumble at West Virginia ... Earned two tackles, including one TFL at Mississippi State ... Picked up a PBU versus

Northwestern State ... Spelled Sam Montgomery at defensive end against Oregon and made four tackles, including a half tackle for a loss ... Will rotate at right defensive end behind Sam Montgomery all season.

CAREER HIGHS

Total tackles: 5 vs. Florida, 2009

Tackles for loss: 2 vs. Louisiana Tech, 2009

Sacks: 1, four times (Last: at Arkansas, 2010)

Interceptions: 1 vs. Ole Miss, 2010

EDWARDS' CAREER DEFENSIVE STATS

YEAR	G-GS	UT	AT	TT	TFL	SACKS	PBU	QBH	INT	FF	FR
2009	12-1	9	14	23	4.5-21	2.5-16	2	1	0	1	0
2010	13-7	9	12	21	4.0-23	2.5-18	1	0	1-17	1	1-29
2011	4-0	4	3	7	1.5-6	0	1	0	0	0	1-0
Totals	29-8	22	29	51	10.0-50	5.0-34	4	1	1-17	2	2-29




76

Chris Faulk**Offensive Tackle****6-6 • 325 • So. • 1L****Slidell, La. (Northshore)****SOPHOMORE SEASON (2011)**

Has started five games in his career ... 2011 Stats: 185 snaps, 19 knockdowns ... Returned to action at West Virginia and produced a career-high eight

knockdowns in 45 snaps at left tackle ... Sidelined with an ankle injury after seven plays at Mississippi State ... Played a team-high 63 snaps against Northwestern State and finished with five knockdowns ... Started for the first time at left tackle for the Tigers against Oregon and played every snap with six knockdowns ... Moved from right tackle to left tackle during the spring and won the starting job to replace Joseph Barksdale ... Started twice at right tackle in 2010.



9

Ego Ferguson**Defensive Tackle****6-3 • 283 • Fr. • R5****Frederick, Md. (Hargrave (Va.) Military Academy)****REDSHIRT FRESHMAN SEASON (2011)**

Has played in three games with no starts ... Saw extensive playing time at West Virginia and recorded two solo tackles and one pass breakup.

CAREER HIGHS

Total tackles: 2 at West Virginia, 2011

Tackles for loss: 0

Sacks: 0

FERGUSON'S CAREER DEFENSIVE STATS

YEAR	G-GS	UT	AT	TT	TFL	SACKS	INT	PBU	QBH	FF	FR
2011	3-0	2	1	3	0	0	0	1	0	0	0
Totals	3-0	2	1	3	0	0	0	1	0	0	0



42

Michael Ford**Running Back****5-10 • 215 • So. • 1L****Leesville, La. (Leesville)****SOPHOMORE SEASON (2011)**

Ranks sixth in the SEC in scoring at 9.0 points per game ... Became the first LSU player with six TDs through four games since Charles Scott in 2008

... Recorded his third multi-touchdown game of the season as he rushed for 82 yards and two TDs at West Virginia ... Churned out 50 yards on 13 carries at Mississippi State ... Led all rushers against Northwestern State with 72 yards and two TDs on 13 carries ... Rolled to a career night against Oregon with career highs in rushing yards (96) and carries (14), and he tied his career best with two rushing touchdowns, matching the two he scored against McNeese State last season ... Is the backup at running back behind Spencer Ware and will receive several carries each game ... Received recognition in Bruce Feldman's ESPN.com "Top Workout Warriors"

in June 2010 and once again in the summer of 2011.

CAREER HIGHS

Attempts: 14 vs. Oregon, 2011

Yards: 96 vs. Oregon, 2011

Touchdowns: 2, four times (Last: at West Virginia, 2011)

Long: 36 vs. McNeese State, 2010

FORD'S CAREER RUSHING STATS

YEAR	G-GS	ATT.	YDS.	TD	LG
2010	10-2	45	244	3	36 (TD)
2011	4-1	52	300	6	26
Totals	14-3	97	544	9	36

FORD'S CAREER RECEIVING STATS

YEAR	G-GS	REC.	YDS.	TD	LG
2010	10-2	2	30	1	27
2011	4-1	3	7	0	6
Totals	14-3	5	37	1	27



23

Stefoin Francois**Linebacker****6-1 • 223 • Sr. • 2L****Reserve, La. (East St. John)****SENIOR SEASON (2011)**

Credited with two tackles, including half a TFL against Northwestern State

... Did not record a stat in the opener against Oregon ... Will start at Sam linebacker in the Tigers base defense ... Made the transition from safety to linebacker prior to the 2010 season and made an immediate impact by starting all 13 games at Sam linebacker.

CAREER HIGHS

Total tackles: 9 vs. Mississippi State, 2010

Tackles for loss: 1.5 vs. Louisiana-Monroe, 2010

Sacks: 1.0 vs. Louisiana-Monroe, 2010

FRANCOIS' CAREER DEFENSIVE STATS

YEAR	G-GS	UT	AT	TT	TFL	SACKS	INT	PBU	QBH	FF	FR
2008	5-0	0	2	2	0	0	0	0	0	0	0
2009	11-0	3	5	8	0	0	0	0	0	0	0
2010	13-13	14	23	37	2.0-14	1.0-10	0	2	1	0	0
2011	4-2	1	1	2	0.5-1	0	0	0	0	0	0
Totals	33-15	18	31	49	2.5-15	1.0-10	0	2	1	1	0



37

Karnell Hatcher**Linebacker****6-2 • 223 • Sr. • 3L****Delray Beach, Fla. (Atlantic Community)****SENIOR SEASON (2011)**

Set a season high with five solo tackles at West Virginia and added a PBU ...

Shifted from safety to linebacker during the spring and will split time at Mike

linebacker with Kevin Minter ... Adapted to linebacker quickly after spending his first three years at safety ...

Has played in 39 games with 14 career starts and has accumulated 116 tackles, 3.5 tackles for losses, three pass breakups and two forced fumbles.

CAREER HIGHS

Total tackles: 10, three times (Last: at Arkansas, 2010)

Tackles for loss: 1.5 vs. Ole Miss, 2010

HATCHER'S CAREER DEFENSIVE STATS

YEAR	G-GS	UT	AT	TT	TFL	SACKS	PBU	QBH	INT	FF	FR
2008	10-0	8	5	13	1.0-1	0	0	0	0	1	0
2009	13-1	16	16	32	1.0-8	0	0	0	0	0	0
2010	12-11	36	28	64	1.5-6	0	2	0	0	1	0
2011	4-2	6	1	7	0	0	1	0	0	0	0
Totals	39-14	66	50	116	3.5-15	0	3	0	0	2	0




53

T-Bob Hebert**Center/Offensive Guard****6-3 • 304 • Sr. • 3L****Norcross, Ga. (Greater Atlanta Christian)****• 2008 SEC Academic Honor Roll**

Arguably the Tigers' most versatile offensive lineman who has started games at both guard and center during the past two seasons ... Will be counted upon to do the same as a senior ... Saw most of his action at right guard as a junior in 2010 when he filled in for an injured Will Blackwell ... Also served as the backup to P.J. Loneragan at center after starting 11 games at that position as a sophomore in 2009 ... Suffered a broken bone in his lower leg and missed most of spring practice in 2010 ... Suffered a knee injury against South Carolina in October of 2008 but battled back to claim the starting spot at center the following season ... His father, Bobby Hebert, was the starting quarterback for the New Orleans Saints in the 80's and early 90's before finishing his career with the Atlanta Falcons ... For his career, has started 22 games (four at left guard, seven at right guard and 11 at center) ... In his career, has logged over 1,300 plays and 154.5 knockdown blocks.

SENIOR SEASON (2011)

2011 Stats: 242 plays, 36.5 knockdowns ... Saw action in 52 plays at West Virginia and finished with 10.5 knockdowns ... Played all 65 snaps at Mississippi State and recorded 6.5 knockdowns ... Started at left guard against Northwestern State and produced a team-high nine knockdowns on only 47 plays ... Opened the season as the starter at left guard against Oregon, played all 70 snaps and recorded 11 knockdowns against the Ducks ... Holds a career high of 12 knockdowns versus Tennessee in 2010 ... Has taken over as the starter at left guard with the season-ending injury to Josh Dworczyk.



38

D.J. Howard**Punter****6-2 • 191 • Sr. • 5Q****Baton Rouge, La. (West Feliciana)****SENIOR SEASON (2011)**

Punted four times for a 37.2-yard average with a long of 41, one inside the 20 and one touchback at Mississippi State ... Saw his first action as a Tiger against Northwestern State and punted three times for a 41.0-yard average with a long of 53 and two placed inside the 20 ... Also handled kickoff duties against the Demons and kicked off eight times for a 62.5-yard average ... Joined the team as a walk-on in 2009.

CAREER HIGHS

Kickoffs: 8 vs. Northwestern State, 2011
 Kickoff Yards: 500 vs. Northwestern State, 2011
 Kickoff Avg.: 62.5 vs. Northwestern State, 2011
 Punts: 4 at Mississippi State, 2011
 Punting Yards: 149 at Mississippi State, 2011
 Punting Avg.: 41.0 vs. Northwestern State, 2011

HOWARD'S CAREER KICKOFF STATS

YEAR	G-GS	NO.	YDS.	AVG.	TB	OB
2009	0-0	0	0	0	0	0
2010	0-0	0	0	0	0	0
2011	2-0	11	675	61.4	0	0
Totals	2-0	11	675	61.4	0	0

HOWARD'S CAREER PUNTING TOTALS

YEAR	NO.	YDS.	AVG.	LG	120	TB
2011	7	272	38.9	53	3	1
Totals	7	272	38.9	53	3	1



72

Alex Hurst**Offensive Tackle****6-6 • 340 • Jr. • 2L****Bartlett, Tenn. (Arlington)****JUNIOR SEASON (2011)**

A starter in 13 career games with appearances in 25 contests ... 2011 Stats: 224 plays, 18.5 knockdowns ... Only played the first 34 snaps of the game at right tackle at West Virginia and finished with four knockdowns ... Played all 65 snaps and made six knockdowns at Mississippi State ... Got the start at right tackle versus Northwestern State and posted three knockdowns in 47 snaps ... Started at right tackle against Oregon, played the entire game and was credited with 5.5 knockdowns ... Holds a career high of 10 knockdowns against Tennessee in 2010 ... Hard-working offensive lineman who goes into the 2011 season as the starter at right tackle for the second-straight year.



56

Anthony Johnson**Defensive Tackle****6-3 • 310 • Fr. • HS****New Orleans, La. (O. Perry Walker)****TRUE FRESHMAN SEASON (2011)**

Tallied two tackles, both for losses, including his first career sack at Mississippi State ... Made his collegiate debut against Oregon and picked up a tackle, including a half tackle for a loss, on his first play ... The consensus No. 1 defensive tackle prospect by all major recruiting services in 2010 ... Selected to the prestigious Parade All-America team ... Awarded the 2010 Louisiana Gatorade Player of the Year ... Broke the Louisiana career sack record with 67.5 sacks during his four years at O.P. Walker.

JOHNSON'S CAREER DEFENSIVE STATS

YEAR	G-GS	UT	AT	TT	TFL	SACKS	PBU	QBH	INT	FF	FR
2011	4-0	2	2	4	2.5-9	1.0-5	0	0	0	0	0
Totals	4-0	2	2	4	2.5-9	1.0-5	0	0	0	0	0



83

Mitch Joseph**Tight End****6-5 • 268 • Sr. • 3L****New Iberia, La. (Catholic-New Iberia)****SENIOR SEASON (2011)**

Has seen action in 40 career games with six starts ... Caught his first pass of the season for seven yards at Mississippi State ... Made his sixth career start at tight end versus Oregon but did not record any statistics.

CAREER HIGHS

Receptions: 3 vs. North Carolina, 2010
 Yards: 41 vs. North Carolina, 2010
 Long: 21 vs. North Carolina, 2010

JOSEPH'S CAREER RECEIVING STATS

YEAR	G-GS	REC.	YDS.	TD	LG
2008	13-0	0	0	0	0
2009	13-1	2	18	0	14
2010	10-4	5	51	0	21
2011	4-1	1	7	0	7
Totals	40-6	8	76	0	21



80

Jarvis Landry**Wide Receiver****6-0 • 190 • Fr. • HS****Lutcher, La. (Lutcher)****TRUE FRESHMAN SEASON (2011)**

Hauled in two catches for 20 yards at Mississippi State ... Did not make a catch against Northwestern State but returned a punt 31 yards ... Saw his first snaps as a Tiger against Oregon and made a catch for three yards on his first play ... Suffered a setback prior to fall camp when he had a stress fracture in his foot ... Recovered from his injury at the end of camp and impressed the coaches with his natural receiving ability ... Rated as one of the top wide receiver prospects in the country coming out of high school.

CAREER HIGHS

Receptions: 2 at Mississippi State, 2011
 Yards: 20 at Mississippi State, 2011
 Long: 18 at Mississippi State, 2011

LANDRY'S CAREER RECEIVING STATS

YEAR	G-GS	REC.	YDS.	TD	LG
2011	4-0	3	23	0	18
Totals	4-0	3	23	0	18



12

Jarrett Lee

Quarterback

6-2 • 206 • Sr. • 3L

Brenham, Texas (Brenham)

- SEC Freshman of the Week vs. Miss. State (Sept. 27, 2008)

Strong-armed and experienced quarterback who has stepped up as the starting quarterback for the Tigers ... Owns a 9-4 record as a starter at QB, including a 4-4 mark as a redshirt freshman in 2008 ... Has led the Tigers to four fourth-quarter comebacks during his career highlighted by a game-winning drive at No. 12 Florida in 2010 ... Put together one of the best seasons for a freshman quarterback in LSU history, throwing for over 1,800 yards and 14 touchdowns in 2008 ... Ranked second to Tommy Hodson for attempts, completions, yards and TDs by a freshman quarterback in LSU history ... His 131 straight passes without an interception from 2010-11 ranks second in school history behind Alan Risher's 137 in 1982 ... In 34 career games, has tossed for 3,267 yards and 24 TDs.

SENIOR SEASON (2011)

For the season is 56-of-87 for 624 yards, six touchdowns and one interception ... Tied his career high with three touchdowns on 16-of-28 passing for 180 yards and no interceptions at West Virginia ... Completed 78 percent of his passes as he went 21-of-27 for 213 yards, one TD and one INT at Mississippi State ... Saw his streak of 131 consecutive passes without an INT come to an end on his final pass attempt at MSU ... Was nearly flawless against Northwestern State as he finished 9-of-10 passing for 133 yards and a TD in one half against the Demons ... Made his 10th career start against Oregon and provided sound QB play, finishing 10-of-22 for 98 yards with one touchdown and no interceptions ... Tossed a 10-yard TD to Rueben Randle late in the second quarter against the Ducks that gave LSU the lead for good ... It marked his first passing TD since the game winner to Terrence Toliver at Florida in 2010.

CAREER HIGHS

Attempts: 38 vs. Florida, 2008

Completions: 23 vs. Florida, 2008

Yards: 287 vs. Georgia, 2008

Touchdowns: 3, twice (Last: at West Virginia, 2011)

LEE'S CAREER PASSING TOTALS

YEAR	G-GS	ATT.-COMP.-INT.	YDS.	TD	LG
2008	11-8	269-143-16	1,873	14	66
2009	7-1	40-16-1	197	2	38
2010	12-0	89-54-1	573	2	47
2011	4-4	87-56-1	624	6	52
Totals	34-13	485-269-19	3,267	24	66



93

Bennie Logan

Defensive Tackle

6-3 • 287 • So. • 1L

Coushatta, La. (Red River)

- SEC Defensive Lineman of the Week vs. Miss. State (9/19/11)

SOPHOMORE SEASON (2011)

Picked up SEC Defensive Lineman of the Week honors after he paced the LSU defense at Mississippi State by tying his career high with five tackles and shattering his career mark for TFLs with 3.0 ... He also picked up his first career sack with 0.5 sacks at MSU ... Made his first career start at right defensive tackle against Oregon and came up big with four tackles and a pass breakup ... Played in three games as a redshirt freshman in 2010 and has worked his way into the starting lineup at DT.

CAREER HIGHS


Total tackles: 5, twice (Last: at Mississippi State, 2011)

Tackles for loss: 3.0 at Mississippi State, 2011

Sacks: 1.0 at Mississippi State, 2011

LOGAN'S CAREER DEFENSIVE STATS

YEAR	G-GS	UT	AT	TT	TFL	SACKS	PBU	QBH	INT	FF	FR
2010	3-0	1	4	5	0.5-1	0	0	0	0	0	0
2011	4-3	6	8	14	3.0-9	1.0-7	1	0	0	0	0
Totals	7-3	7	12	19	3.5-10	1.0-7	1	0	0	0	0



64

P.J. Lonergan

Center

6-4 • 305 • Jr. • 2L

New Orleans, La. (Rummel)

- Rimington Trophy Watch List
- 2009 SEC Academic Honor Roll

JUNIOR SEASON (2011)

Has played in 21 games in his career with 18 straight starts at center ... 2011 Stats: 268 snaps, 34 knockdowns ... Recorded seven knockdowns in 69 plays at West Virginia ... Played all 65 snaps at Mississippi State and earned 4.5 knockdowns ... Produced eight knockdowns in 56 plays against Northwestern State ... Started at center against Oregon, played all 70 offensive plays and set a new career high with 14.5 knockdown blocks ... Previous career high in knockdowns was 12 versus Texas A&M in the Cotton Bowl ... One of the top centers in college football going into the 2011 season ... Enters second season as LSU's starting center after starting all 13 games at the position in 2010 ... Led all Tigers in offensive snaps in 2010 with 863 ... Also led the squad in knockdown blocks with 76 a season ago.



6

Craig Loston

Safety

6-2 • 208 • So. • 1L

Aldine, Texas (Eisenhower)

SOPHOMORE SEASON (2011)

Made two tackles in the opener against Oregon and also forced a fumble on a kickoff that led to an LSU touchdown drive ... Listed as the No. 3 safety and will see significant playing time all season ... Will play extensively on the special teams units.

CAREER HIGHS

Total tackles: 5 vs. Texas A&M, 2010

Tackles for loss: 1 vs. Ole Miss, 2010

Interceptions: 1 vs. ULM, 2010

LOSTON'S CAREER DEFENSIVE STATS

YEAR	G-GS	UT	AT	TT	TFL	SACKS	PBU	QBH	INT	FF	FR
2010	13-2	12	10	22	1.0-3	0	2	0	1-11	0	0
2011	4-0	3	2	5	0	0	0	0	0	1	0
Totals	17-2	15	12	27	1.0-3	0	2	0	1-11	1	0



7 Tyrann Mathieu

Cornerback
5-9 • 180 • So. • 1L
New Orleans, La. (St. Augustine)

- Walter Camp National Defensive Player of the Week (Sept. 25, 2011)
- Jim Thorpe Defensive Back of the Week (Sept. 7, 2011)

- SEC Defensive Player of the Week vs. Oregon (Sept. 5, 2011)
- Rivals.com SEC Player of the Week vs. Oregon (Sept. 5, 2011)
- 2011 Bednarik Award Watch List
- 2011 Cotton Bowl Defensive Most Outstanding Player
- 2010 First Team Freshman All-America (Football Writers, Rivals.com)
- 2010 Freshman All-Southeastern Conference (Coaches)

An outstanding player who plays well beyond his size ... A fan favorite with tremendous heart and talent ... Has a knack for finding the football and coming up with big plays ... Has some of the best pure football instincts of anyone on the team ... In his brief 17 game career, he has created a total of 9 turnovers (5 fumble recoveries, 3 interceptions, 1 forced fumble recovered by a teammate) ... Tied for the school record with seven forced fumbles, equaling Ali Highsmith's seven from 2004-07 ... Has taken over at one of the cornerback positions for the departed Patrick Peterson in 2011 ... Will shift to nickel back when the Tigers go to their other defensive packages ... Received the Alvin Roy Fourth Quarter Award for outstanding performance in LSU offseason program and the Toby Caston Performance Award for Outstanding Performance in Spring Drills ... One of two sophomores in the nation named to the 2011 Chuck Bednarik Award Watch List ... Career Stats: 87 tackles, 11.5 TFLs, 11 PBUs, 7 forced fumbles, 5 sacks, 5 fumble recoveries, 3 INTs and 1 TD.

SOPHOMORE SEASON (2011)

Leads the team in tackles with 30 ... Ranks second in the SEC in fumbles recovered with two and is third in forced fumbles with two ... Named the Walter Camp National Defensive Player of the Week after he came up big once again at West Virginia with a forced fumble that he recovered and an interception on a pass he tipped and returned to the WVU 1-yard line ... Leading tackler for LSU at Mississippi State with a career-high tying 10 stops, nine of which were solo, and one TFL ... All over the field against Northwestern State with four tackles, 1.5 TFLs, one PBU, one QB hurry and he combined with Sam Montgomery to record LSU's first sack of the season ... Picked up where he left off in 2010 by recording a career-high and team-leading 10 tackles in the season opener against Oregon and also forced a fumble on a punt that returned for a touchdown ... Earned SEC Defensive Player of the Week, Rivals.com SEC Player of the Week and the Thorpe Award Defensive Back of the Week honors after his phenomenal performance against Oregon in which he also added a half tackle for a loss and two pass breakups.

CAREER HIGHS

Total tackles: 10, twice (Last: at Mississippi State, 2011)

Tackles for loss: 2 at Arkansas, 2010

Sacks: 1, four times (Last: vs. Texas A&M, 2010)

Interceptions: 1, three times (Last: at West Virginia, 2011)

MATHIEU'S CAREER DEFENSIVE STATS

YEAR	G-GS	UT	AT	TT	TFL	SACKS	PBU	QBH	INT	FF	FR
2010	13-1	34	23	57	8.5-45	4.5-38	7	1	5	3-13	
2011	4-4	21	9	30	3.0-17	0.5-2	4	1	1-16	2	2-(-3)
Totals	17-5	55	32	87	11.5-62	5.0-40	11	2	3-16	7	5-10



8 Zach Mettenberger

Quarterback
6-5 • 222 • So. • JC
Watkinsville, Ga. (Butler (Kan.) Comm. College)

Spent one year at Georgia before transferring to Butler (Kan.) Community College for the 2010 season ... Played one season at Butler Community College leading him team to an 11-1 record and a berth in the JUCO National

Championship Game ... Started all 12 games at Butler, throwing for 2,678 yards and 32 touchdowns with only four interceptions ... Enrolled at LSU in January of 2011 and went through spring practice ... Completed 5-of-8 passes for 86 yards, including a 60-yard TD pass, in the LSU spring game.

SOPHOMORE SEASON (2011)

Completed 8-of-11 passes for 92 yards and his first career touchdown on a 19-yard strike to Kadron Boone against Northwestern State ... Listed as the backup quarterback to Jarrett Lee.

METTENBERGER'S CAREER PASSING TOTALS

YEAR	G-GS	ATT.-COMP.-INT.	YDS.	TD	LG
2011	2-0	11-8-0	92	1	24
Totals	2-0	11-8-0	92	1	24



49 Barkevious Mingo

Defensive End
6-5 • 240 • So. • 1L
West Monroe, La. (West Monroe)

- 2010 Freshman All-SEC (Coaches)

SOPHOMORE SEASON (2011)

Recorded two solo tackles, one sack and a forced fumble at Mississippi State ... Productive game against Northwestern State as he recorded three tackles, one TFL, one PBU and one QB hurry ... Played extensively against Oregon and made one tackle, a one-yard TFL against LaMichael James late in the second quarter ... Will see significant playing time behind Kendrick Adams at left defensive end.

CAREER HIGHS


Total tackles: 5, twice (Last: vs. Tennessee, 2010)

Tackles for loss: 1.5 vs. Tennessee, 2010

Sacks: 1.5 vs. Tennessee, 2010

MINGO'S CAREER DEFENSIVE STATS

YEAR	G-GS	UT	AT	TT	TFL	SACKS	PBU	QBH	INT	FF	FR
2010	13-1	18	17	35	5.5-41	2.5-21	6	4	0	2	1-0
2011	4-0	6	3	9	3.0-15	1.0-9	1	1	0	1	0
Totals	17-1	24	20	44	8.5-56	3.5-30	7	5	0	3	1-0



46 Kevin Minter

Linebacker
6-2 • 242 • So. • 1L
Suwanee, Ga. (Peachtree Ridge)

SOPHOMORE SEASON (2011)

Made his first career start against Oregon and produced four tackles including a half tackle for a loss ... Served as the primary backup at Mike linebacker last season and played in 11 games ... Will compete with Karnell Hatcher for the starting spot.

CAREER HIGHS

Total tackles: 6 vs. North Carolina, 2010

Tackles for loss: 0.5 vs. Oregon, 2011

MINTER'S CAREER DEFENSIVE STATS

YEAR	G-GS	UT	AT	TT	TFL	SACKS	PBU	QBH	INT	FF	FR
2010	11-0	5	10	15	0	0	0	0	0	0	0
2011	4-2	2	12	14	0.5-1	0	0	0	0	0	0
Totals	15-2	7	22	29	0.5-1	0	0	0	0	0	0



99 Sam Montgomery

Defensive End
6-4 • 245 • So. • 1L
Greenwood, S.C (Greenwood)

- 2010 Freshman All-SEC (Coaches)

SOPHOMORE SEASON (2011)

Combined with Tyrann Mathieu to record LSU's first sack of the season against Northwestern State as he finished with five tackles, one TFL and half a sack ... Made the start at right defensive end and tallied four tackles with a team-high 1.5 tackles for loss and a forced fumble recovered by Eric Reid ... Named to Sporting News' 2010 All-Spring Team following his performance during spring drills ... Missed the final eight games of 2010 after suffering a season-ending knee injury but has since returned to full strength.

CAREER HIGHS

Total tackles: 6, twice (Last: vs. West Virginia, 2010)

Tackles for loss: 2.0 vs. West Virginia, 2010

Sacks: 1, twice (Last: at Vanderbilt, 2010)

MONTGOMERY'S CAREER DEFENSIVE STATS

YEAR	G-GS	UT	AT	TT	TFL	SACKS	PBU	QBH	INT	FF	FR
2010	5-5	6	12	18	6.0-25	2.0-16	0	0	0	0	0
2011	4-4	6	6	12	2.5-5	0.5-1	0	0	0	1	0
Totals	9-9	17	18	30	8.5-30	2.5-17	0	0	0	1	0



19

Deangelo Peterson**Tight End****6-4 • 235 • Sr. • 3L****New Orleans, La. (Desire Street Academy)**

One of the SEC's top tight ends ... Has good speed and can stretch the field vertically from the tight end spot ... Continues to improve as a blocker in the run game ... Originally signed with the Tigers as a wide receiver but converted

to tight end prior to his sophomore season ... Holds six career starts in 40 games played ... Has totaled 354 yards receiving on 27 catches with three touchdowns.

SENIOR SEASON (2011)

Caught one pass for a nine-yard touchdown against Northwestern State, his first TD reception since 2009 ... Leading receiver for the Tigers against Oregon as he hauled in four catches for 62 yards with a long of 29 yards ... Showed his dynamic ability as a receiving tight end versus the Ducks.

CAREER HIGHS

Receptions: 5 vs. Tennessee, 2010

Yards: 76 vs. Ole Miss, 2010

Touchdowns: 1, three times (Last: vs. Northwestern State, 2011)

Long: 40 vs. Ole Miss, 2010

PETERSON'S CAREER RECEIVING STATS

YEAR	G-GS	REC.	YDS.	TD	LG
2008	13-0	0	0	0	0
2009	13-2	5	82	2	28
2010	10-3	16	198	0	40
2011	4-1	6	73	1	29
Totals	40-6	27	354	3	40



2

Rueben Randle**Wide Receiver****6-4 • 208 • Jr. • 2L****Bastrop, La. (Bastrop)****• 2011 Biletnikoff Award Watch List**

True junior who has played in 30 games with 17 starts during his career with the Tigers ... Showed flashes of brilliance last season and is one of the primary targets for LSU quarterbacks in 2011 ... Counted on for leadership on the field as a junior ... Has hauled in at least one reception in 23 of 30 games ... For his career he has 62 receptions for 999 yards and eight touchdowns ... Has two 100-yard receiving games in his career ... Is on the watch list for the 2011 Biletnikoff Award.

JUNIOR SEASON (2011)

Ranks fourth in the SEC in receiving yards per game at 70.5 ... Led LSU's receivers with a career-high tying six catches for 53 yards and one touchdown at West Virginia ... Had another productive game at Mississippi State as he caught a career-high tying six passes for 98 yards and the game's only touchdown on a 19-yard pass from Jarrett Lee ... Led LSU's receivers with five catches for 121 yards against Northwestern State, the second time in his career he eclipsed the 100-yard receiving mark ... The 121 receiving yards versus Northwestern State is the fourth-most in the SEC this season ... Made one catch for 10 yards and a touchdown in the season opener against Oregon and caught the onside kick from the Ducks to seal the victory.

CAREER HIGHS

Receptions: 6, three times (Last: at West Virginia, 2011)

Yards: 125 vs. Alabama, 2010

Touchdowns: 2 vs. Ole Miss, 2009

Long: 75 vs. Alabama, 2010

RANDLE'S CAREER RECEIVING STATS

YEAR	G-GS	REC.	YDS.	TD	LG
2009	13-4	11	173	2	31
2010	13-9	33	544	3	75
2011	4-4	18	282	3	43
TOTALS	30-17	62	999	8	75



59

Jermauria Rasco**Defensive Line****6-3 • 255 • Fr. • HS****Shreveport, La. (Evangel Christian)****TRUE FRESHMAN SEASON (2011)**

Saw his first action as a Tiger at West Virginia and made an immediate impact with two solo tackles, including one for a two-yard loss ... An

outstanding prep player regarded as one of the top prospects coming out of Louisiana for the class of 2011.

CAREER HIGHS

Total tackles: 2 at West Virginia, 2011

Tackles for loss: 1.0 at West Virginia, 2011

Sacks: 0

RASCO'S CAREER DEFENSIVE STATS

YEAR	G-GS	UT	AT	TT	TFL	SACKS	PBU	QBH	INT	FF	FR
2011	1-0	2	0	2	1.0-2	0	0	0	0	0	0
Totals	1-0	2	0	2	1.0-2	0	0	0	0	0	0



1

Eric Reid**Safety****6-2 • 208 • So. • 1L****Geismar, La. (Dutchtown)****SOPHOMORE SEASON (2011)**

Set a career high with seven tackles at West Virginia and posted one pass breakup ... Had six tackles at Mississippi State and also added a PBU ...

Picked up five tackles - all solo - and a tackle for loss against Northwestern State ... Recorded four tackles and his first career fumble recovery in the opener against Oregon ... Earned the starting spot at free safety during the fall and emerged as a team leader ... Saw action at safety and on special teams as a freshman and gained valuable experience.

CAREER HIGHS


Total tackles: 7 at West Virginia, 2011

Tackles for loss: 1.0, twice (Last: vs. Northwestern State, 2011)

Interceptions: 1, twice (Last: vs. Texas A&M, 2010)

REID'S CAREER DEFENSIVE STATS

YEAR	G-GS	UT	AT	TT	TFL	SACKS	PBU	QBH	INT	FF	FR
2010	13-3	14	18	32	1.5-2	0	1	0	2-65	0	0
2011	4-4	17	5	22	1.0-4	0	2	0	0	0	1-3
Totals	20-7	31	23	55	2.5-6	0	3	0	2-65	0	1-3



75

Greg Shaw**Offensive Tackle****6-5 • 281 • Sr. • 1L****Hialeah, Fla. (Monsignor Edward Pace)****SENIOR SEASON (2011)**

Has seen action in 15 games during his career with two starts ... 2011 Stats: 129 snaps, 15.5 knockdowns ... Made his second career start (his first at

LT) at West Virginia and played 28 snaps at left tackle and 39 at right tackle, finishing with 9.5 knockdowns ... Entered the game at Mississippi State early after Chris Faulk went down at left tackle and finished with six knockdowns in 62 plays ... Competed in 111 total plays with 12 knockdowns in 2010... Has a career high of eight knockdowns in 49 snaps as the starter at right tackle against ULM in 2010.



10

Russell Shepard**Wide Receiver****6-1 • 185 • Jr. • 2L****Houston, Texas (Cypress Ridge)**

Multi-threat player who has settled in at wide receiver ... Lined up at three positions – quarterback, running back, and wide receiver – during his first two years with the Tigers ... Displays tremendous quickness with break-away

speed ... Came to LSU as the nation's top dual-threat quarterback as a senior in high school in 2008 ... Has flashed signs of brilliance during his first two years at LSU ... Will be in the starting rotation at wide receiver in 2011 ... Also has the ability to return kickoffs and punts ... Has one of the best vertical leaps (41.5 inches) and broad jumps (11 feet, 2 inches) on the team.

JUNIOR SEASON (2011)

Saw his first action of the season and started at West Virginia, finishing with one catch for 16 yards and one carry for three yards ... Suspended for the first three games of the season.

CAREER RECEIVING HIGHS

Receptions: 7 vs. McNeese State, 2010

Yards: 53 vs. McNeese State, 2010

Touchdowns: 1 vs. North Carolina, 2010

Long: 22 vs. Ole Miss, 2010

CAREER RUSHING HIGHS

Attempts: 7 at Vanderbilt, 2010

Yards: 71 vs. Auburn, 2009

Touchdowns: 1, four times (Last: at Vanderbilt, 2010)

Long: 69 vs. Auburn, 2009

SHEPARD'S CAREER RECEIVING STATS

YEAR	G-GS	REC.	YDS.	TD	LG
2009	12-0	5	34	0	13
2010	13-9	33	249	1	22
2011	1-1	1	16	0	16
Totals	26-10	39	299	1	22

SHEPARD'S CAREER RUSHING TOTALS

YEAR	G-GS	ATT.	YDS.	TD	LG
2009	12-0	45	294	2	69
2010	13-9	32	226	2	50
2011	1-1	1	3	0	3
Totals	26-10	78	523	4	69



24

Tharold Simon**Defensive Back****6-3 • 187 • So. • 1L****Eunice, La. (Eunice)****SOPHOMORE SEASON (2011)**

Recorded six solo stops, one TFL and one PBU at West Virginia ... Tied his career best with eight tackles at Mississippi State and added a quarterback

hurry ... Had a stellar opener against Oregon as he racked up a career-high eight tackles, one TFL, one interception and three PBUs ... Blossomed into a solid cover corner during his freshman season and worked his way into the backup spot at left cornerback behind Morris Claiborne after spring practice ... Is basically LSU's No. 3 cornerback as he will be pressed into action when the Tigers go to their nickel and dime packages.

CAREER HIGHS

Total tackles: 8, twice (Last: at Mississippi State, 2011)


Tackles for loss: 1.0, twice (Last: at West Virginia, 2011)

PBUs: 3 vs. Oregon, 2011

Interceptions: 1, twice (Last: vs. Oregon, 2011)

SIMON'S CAREER DEFENSIVE STATS

YEAR	G-GS	UT	AT	TT	TFL	SACKS	PBU	QBH	INT	FF	FR
2010	8-0	3	6	9	0	0	3	0	1-0	0	0
2011	4-1	20	4	24	2.0-3	0	4	1	1-(-2)	0	0
Totals	12-1	23	10	33	2.0-3	0	7	1	2-(-2)	0	0



18

Brandon Taylor**Safety****6-0 • 194 • Sr. • 3L****Franklinton, La. (Franklinton)**

A two-year starter at strong safety who returned to the lineup after missing the last four games of 2010 with a foot injury ... Counted upon as one of the team leaders in 2011 ... One of the newest traditions at LSU is for the player

that best represents what it means to be a Tiger – on and off the field – to wear No. 18 ... He was selected by Coach Miles and former No. 18s – Matt Mauck, Jacob Hester, Richard Dickson and Richard Murphy – to inherit that number this season ... Has played in 39 games with 23 career starts ... For his career he has 111 tackles, 12 pass breakups and three interceptions.

SENIOR SEASON (2011)

Recorded his third career interception and finished with five tackles and one PBU at West Virginia ... Picked up four tackles, one tackle for a loss and one pass breakup at Mississippi State ... Credited with four tackles and one tackle for loss against Northwestern State ... Tallied a career-high nine tackles against Oregon out of his starting strong safety position.

CAREER HIGHS

Total tackles: 9 vs. Oregon, 2011

Tackles for loss: 2 vs. Tennessee, 2010

Interceptions: 1, three times (Last: at West Virginia, 2011)

PBUs: 2, twice (Last: vs. West Virginia, 2010)

TAYLOR'S CAREER DEFENSIVE STATS

YEAR	G-GS	UT	AT	TT	TFL	SACKS	PBU	QBH	INT	FF	FR
2008	13-0	4	0	4	0	0	1	0	0	0	0
2009	13-10	27	14	41	1.0-6	0	4	0	2-0	0	0
2010	9-9	23	21	44	4.0-10	0	5	0	0	0	1-0
2011	4-4	12	10	22	1.5-4	0	2	0	1-9	0	0
Totals	39-23	66	45	111	6.5-20	0	12	0	3-9	0	1-0



11

Spencer Ware**Running Back****5-11 • 223 • So. • 1L****Cincinnati, Ohio (Princeton)****SOPHOMORE SEASON (2011)**

Narrowly missed his second straight 100-yard rushing game at West

Virginia as he finished with 92 yards on 23 carries, and he also added three receptions for 18 yards ... Rushed for 107 yards on 22 carries at Mississippi State, his second 100-yard game of his career ... Earned the first multi-touchdown game of his career versus Northwestern State with six carries for 20 yards and two touchdowns ... Made his first career start against Oregon and churned out 99 yards and one rushing touchdown on 26 carries with a long of 16 yards ... Ranks fourth in the SEC in rushing after one game ... Also made a nine-yard catch against the Ducks ... Highly-touted running back who is the starter at that position in 2011 after backing up Stevan Ridley ... Poised for a tremendous year after a solid spring and a breakout game in the 2011 Cotton Bowl.

CAREER RUSHING HIGHS

Attempts: 26 vs. Oregon, 2011

Yards: 107 at Mississippi State, 2011

Touchdowns: 2 vs. Northwestern State, 2011

Long: 26 vs. Texas A&M (Cotton Bowl), 2011

CAREER RECEIVING HIGHS

Receptions: 3, twice (Last: at West Virginia, 2011)

Yards: 29 at Arkansas, 2010


Long: 29 at Arkansas, 2010

WARE'S CAREER RUSHING STATS

YEAR	G-GS	ATT.	YDS.	TD	LG
2010	11-0	24	175	1	26
2011	4-3	77	318	3	23
Totals	15-3	101	493	4	26

WARE'S CAREER RECEIVING STATS

YEAR	G-GS	REC.	YDS.	TD	LG
2010	11-0	10	101	0	29
2011	4-3	5	37	0	11
Totals	15-3	12	138	0	29



74

Josh Williford


Guard

6-7 • 324 • So. • 1L

Dothan, Ala. (Houston Academy)

SOPHOMORE SEASON (2011)

Has played in three games with no starts this season ... 2011 Stats: 46 snaps, 3 knockdowns ... Entered the game at right guard at West Virginia and recorded one knockdown in 21 plays ... Saw his first action of the season at Mississippi State and played 25 snaps with two knockdowns ... Serves as the backup at right guard ... Played in all 13 games with four starts at right guard last season ... Tallied 23 knockdowns in 249 offensive snaps in 2010.



38

Brad Wing

Punter

6-3 • 184 • Fr. • RS

Melbourne, Australia (Parkview Baptist)

• SEC Special Teams Player of the Week vs. West Virginia (Sept. 26, 2011)

REDSHIRT FRESHMAN SEASON (2011)

Season stats: 12 punts, 45.0 average, 8 inside the 20, 6 of 50-plus yards, 0 touchbacks, 60-yard long ... Named the SEC Special Teams Player of the Week after an extremely effective performance at West Virginia where he boomed all six of his punts inside the 20, averaging 48.7 yards per punt with a long of 60 ... Missed the Mississippi State and Northwestern State games with a leg injury ... Made his LSU debut against Oregon and punted six times for 248 yards with a 41.3-yard average and a long of 58 ... Displayed tremendous hang time on several punts against the Ducks that allowed the Tigers' gunners to get down field and make plays, and he also placed two punts inside the 20-yard line ... Won the punting duties after a fall camp battle with senior walk-on DJ Howard ... Came to LSU after spending one season at Parkview Baptist in Baton Rouge ... Prior to that, lived in Melbourne, Australia, where he played Australian Rules Football for 15 years.

WING'S CAREER HIGHS

Punts: 6, twice (Last: at West Virginia, 2011)

Punting Yards: 292 at West Virginia, 2011

Punting Avg.: 48.7 at West Virginia, 2011

WING'S CAREER PUNTING TOTALS

YEAR	NO.	YDS.	AVG.	LG	120	TB
2011	12	540	45.0	60	8	0
Totals	12	540	45.0	60	8	0



82

James Wright

Wide Receiver

6-2 • 201 • So. • 1L

Belle Chasse, La. (Belle Chasse)

SOPHOMORE SEASON (2011)

Caught two passes for 20 yards with a long of 13 against Northwestern State ... Followed up a great spring with a tremendous fall camp and is in line to receive significant playing time in 2011 ... Came on strong in spring practice and was one of the recipient's of the "Most Improved" award.

CAREER HIGHS

Receptions: 2 vs. Northwestern State, 2011

Yards: 20 vs. Northwestern State, 2011

Touchdowns: 0

Long: 13, twice (Last: vs. Northwestern State, 2011)

WRIGHT'S CAREER RECEIVING STATS

YEAR	G-GS	REC.	YDS.	TD	LG
2010	12-0	2	21	0	13
2011	4-0	4	34	0	13
Totals	16-0	5	55	0	13

THE LAST TIME LSU ... (ALL GAMES)

Scoring

Scored 30 or more points	47 at West Virginia (9/24/11)
Scored 40 or more points	47 at West Virginia (9/24/11)
Scored 50 or more points	51 vs. UL-Monroe (11/13/10)
Scored 60 or more points	63 vs. Kentucky (11/1/97)
Scored 70 or more points	70 vs. Arkansas State (10/12/90)

Total Offense

Had more than 400 total yards	400 vs. Northwestern State (9/10/11)
Had more than 450 total yards	470 vs. Ole Miss (11/20/10)
Had more than 500 total yards	595 vs. Louisiana Tech (11/10/07)
Had more than 550 total yards	595 vs. Louisiana Tech (11/10/07)
Had more than 600 total yards	653 vs. Louisiana Tech (11/1/03)
Had more than 650 total yards	653 vs. Louisiana Tech (11/1/03)
Had more than 700 total yards	746 vs. Rice (9/24/77)

Rushing Offense

Rushed for 150 or more yards	186 at West Virginia (9/24/11)
Rushed for 200 or more yards	288 vs. Texas A&M (1/7/11 - Cotton Bowl)
Rushed for 250 or more yards	288 vs. Texas A&M (1/7/11 - Cotton Bowl)
Rushed for 300 or more yards	321 vs. Louisiana Tech (11/10/07)
Rushed for 350 or more yards	360 vs. Ole Miss (11/20/04)
Rushed for 400 or more yards	400 vs. Kentucky (11/1/97)
Rushed for 425 or more yards	433 vs. Houston (9/7/96)
Rushed for 500 or more yards	503 vs. Oregon (10/22/77)

Passing Offense

Passed for 250 or more yards	258 vs. Ole Miss (11/20/10)
Passed for 300 or more yards	309 vs. Georgia (10/25/08)
Passed for 350 or more yards	388 at Alabama (11/3/07)
Passed for 400 or more yards	444 vs. Illinois (1/1/02 - Sugar Bowl)
Passed for 450 or more yards	528 at Alabama (11/3/01)
Passed for 500 or more yards	528 at Alabama (11/3/01)

Scoring Defense

Allowed 0 points	0 vs. UL-Monroe (11/13/10)
Allowed 3 or fewer points	3 vs. Northwestern State (9/10/11)
Allowed 7 or fewer points	6 at Mississippi State (9/15/11)
Allowed 10 or fewer points	6 at Mississippi State (9/15/11)
Allowed 14 or fewer points	6 at Mississippi State (9/15/11)

Total Defense

Allowed fewer than 75 total yards	70 vs. UL-Lafayette (10/5/02)
Allowed fewer than 100 total yards	95 vs. Northwestern State (9/10/11)
Allowed fewer than 125 total yards	95 vs. Northwestern State (9/10/11)
Allowed fewer than 150 total yards	95 vs. Northwestern State (9/10/11)
Allowed fewer than 175 total yards	95 vs. Northwestern State (9/10/11)
Allowed fewer than 200 total yards	193 at Mississippi State (9/15/11)
Allowed fewer than 225 total yards	193 at Mississippi State (9/15/11)
Allowed fewer than 250 total yards	193 at Mississippi State (9/15/11)
Allowed fewer than 275 total yards	193 at Mississippi State (9/15/11)
Allowed fewer than 300 total yards	193 at Mississippi State (9/15/11)

Rushing Defense

Allowed 0 or fewer yards	-4 vs. Northwestern State (9/10/11)
Allowed 10 or fewer yards	-4 vs. Northwestern State (9/10/11)
Allowed 20 or fewer yards	-4 vs. Northwestern State (9/10/11)
Allowed 30 or fewer yards	-4 vs. Northwestern State (9/10/11)
Allowed 40 or fewer yards	-4 vs. Northwestern State (9/10/11)
Allowed 50 or fewer yards	-4 vs. Northwestern State (9/10/11)
Allowed 60 or fewer yards	52 at Mississippi State (9/15/11)
Allowed 70 or fewer yards	70 at West Virginia (9/24/11)
Allowed 80 or fewer yards	70 at West Virginia (9/24/11)
Allowed 90 or fewer yards	70 at West Virginia (9/24/11)
Allowed 100 or fewer yards	70 at West Virginia (9/24/11)

THE LAST TIME LSU ... (ALL GAMES)

Passing Defense

Allowed 0 passing yards	0 vs. Alabama (11/6/71)
Allowed 50 or fewer yards	10 vs. North Texas (9/11/99)
Allowed 100 or fewer yards	99 vs. Northwestern State (9/10/11)
Allowed 150 or fewer yards	141 at Mississippi State (9/15/11)
Allowed 175 or fewer yards.....	141 at Mississippi State (9/15/11)
Allowed 200 or fewer yards	141 at Mississippi State (9/15/11)

Individual Rushing

Had a player rush for 100 or more yards	107 by Spencer Ware at Mississippi State (9/15/11)
Had a player rush for 150 or more yards	159 by Stevan Ridley vs. Vanderbilt (9/11/10)
Had a player rush for 200 or more yards.....	250 by Alley Broussard vs. Ole Miss (11/20/04)
Had a player rush for 225 or more yards	250 by Alley Broussard vs. Ole Miss (11/20/04)
Had a player rush for 2 or more TDs	2 by Michael Ford at West Virginia (9/24/11)
Had a player rush for 3 or more TDs	3 by Stevan Ridley vs. Ole Miss (11/20/10)
Had a player rush for 4 or more TDs	4 by Domanick Davis vs. Illinois (1/1/02 - Sugar Bowl)
Had a player rush for 5 or more TDs	5 by Kevin Faulk at Kentucky (11/1/97)

Individual Passing

Had a player pass for 200 or more yards.....	213 by Jarrett Lee at Mississippi State (9/15/11)
Had a player pass for 250 or more yards	254 by Jordan Jefferson vs. Ole Miss (11/20/10)
Had a player pass for 300 or more yards.....	353 by Matt Flynn at Alabama (11/3/07)
Had a player pass for 350 or more yards.....	353 by Matt Flynn at Alabama (11/3/07)
Had a player pass for 400 or more yards	444 by Rohan Davey vs. Illinois (1/1/02 - Sugar Bowl)
Had a player pass for 450 or more yards.....	528 by Rohan Davey at Alabama (11/3/01)
Had a player pass for 500 or more yards	528 by Rohan Davey at Alabama (11/3/01)
Had a player pass for 2 or more TDs	3 by Jordan Jefferson vs. Texas A&M (1/7/11 - Cotton Bowl)
Had a player pass for 3 or more TDs	3 by Jordan Jefferson vs. Texas A&M (1/7/11 - Cotton Bowl)
Had a player pass for 4 or more TDs.....	4 by Matt Flynn vs. Ohio State (1/7/08 - BCS Championship)
Had a player complete 20 passes.....	21 by Jarrett Lee at Mississippi State (9/15/11)
Had a player complete 25 passes	31 by Rohan Davey vs. Illinois (1/1/02 - Sugar Bowl)
Had a player complete 30 passes.....	31 by Rohan Davey vs. Illinois (1/1/02 - Sugar Bowl)
Had a player complete 35 passes	35 by Rohan Davey at Alabama (11/3/02)
Had a player complete 15 straight passes	17 by Rohan Davey vs. Arkansas-6 (11/26/99), vs. Western Carolina-11 (9/2/00)
.....	17 by Matt Mauck vs. Arizona-11(9/6/03), vs. Western Illinois-6 (9/13/03)
Had a player throw 30 passes.....	37 by Jordan Jefferson at Ole Miss (11/21/09)
Had a player throw 35 passes.....	37 by Jordan Jefferson at Ole Miss (11/21/09)
Had a player throw 40 passes	47 by Matt Flynn vs. Arkansas (11/23/07)
Had a player throw 45 passes	47 by Matt Flynn vs. Arkansas (11/23/07)
Had a player throw 50 passes	53 by Rohan Davey vs. Illinois (1/1/02 - Sugar Bowl)

Individual Receiving

Had a player with 10 or more receptions in a game.....	12 by Brandon LaFell vs. Troy (11/15/08)
Had a player with 11 or more receptions in a game	12 by Brandon LaFell vs. Troy (11/15/08)
Had a player with 12 or more receptions in a game	12 by Brandon LaFell vs. Troy (11/15/08)
Had a player with 13 or more receptions in a game	14 by Josh Reed vs. Illinois (1/1/02 - Sugar Bowl)
Had a player with 14 or more receptions in a game	14 by Josh Reed vs. Illinois (1/1/02 - Sugar Bowl)
Had a player with 15 or more receptions in a game	19 by Josh Reed at Alabama (11/3/01)
Had a player receive 100 or more yards.....	121 by Rueben Randle vs. Northwestern State (9/10/11)
Had a player receive 150 or more yards	162 by Michael Clayton vs. Western Illinois (9/13/03)
Had a player receive 200 or more yards	201 by Devery Henderson at Kentucky (11/9/02)
Had a player receive 250 or more yards.....	293 by Josh Reed at Alabama (11/3/01)
Had a player receive for 2 or more TDs	3 by Terrence Toliver vs. Texas A&M (1/7/11 - Cotton Bowl)
Had a player receive for 3 or more TDs	3 by Terrence Toliver vs. Texas A&M (1/7/11 - Cotton Bowl)
Had a player receive for 4 or more TDs	4 by Tony Moss vs. Ohio University (9/30/89)
Had a player receive for 5 or more TDs	5 by Carlos Carson vs. Rice (9/24/77)

THE LAST TIME LSU ... (ALL GAMES)

Games against Ranked Teams

Beat a top 25 team	#16 West Virginia in Morgantown, 47-21 (9/24/11)
Beat a top 10 team	#3 Oregon, 40-27, in Cowboys Classic in Arlington, Texas (9/3/11)
Beat a top 5 team	#3 Oregon, 40-27, in Cowboys Classic in Arlington, Texas (9/3/11)
Beat an FBS No. 1 team (AP or Coaches Poll)	#1 Ohio State, 38-24 (1/7/08 - BCS Championship Game)
Beat an FBS No. 1 team (AP or Coaches Poll) at home	#1 Florida, 28-21 (10/11/97)
Beat a ranked opponent at home	#5 Alabama, 24-21 in Baton Rouge (11/6/10)
Beat a ranked opponent on the road	#16 West Virginia in Morgantown (9/24/11)
Beat a ranked opponent at a neutral site	#3 Oregon, 40-27, in Cowboys Classic in Arlington, Texas (9/3/11)
Beat back-to-back ranked opponents	at #25 Mississippi State (9/15/11) & at #16 West Virginia (9/24/11)
Beat a ranked team in three straight games	11/23 - 1/1/02 vs. #22 Arkansas, #24 Auburn, #2 Tennessee (SEC CG), #7 Illinois (Sugar Bowl)
Beat a ranked team in four straight games	11/23 - 1/1/02 vs. #22 Arkansas, #24 Auburn, #2 Tennessee (SEC CG), #7 Illinois (Sugar Bowl)
Lost to a ranked opponent at home.....	#1 Florida, 13-13 (10/10/09)
Lost to a ranked opponent on the road	#12 Arkansas, 31-23 (11/27/10)
Lost to a ranked opponent at a neutral site.....	#11/9 Penn State, 19-17 (1/1/10)
Lost to an unranked opponent at home	Ole Miss, 31-13 (11/22/08)
Lost to an unranked opponent on the road	at Ole Miss, 25-23 (11/21/09)

Special Situations

Won on the last play of the game.....	Tennessee, 16-14 (10/2/10); 1-yard run Stevan Ridley; untimed down 0:00 following UT flag for 12 men on field
Lost on the last play of the game	#1 Alabama, 27-21 OT (11/8/08); 1-yard run by QB John Parker Wilson in overtime
Came back and won from 10 or more down in 4th quarter	Troy, 40-31 (11/15/08); down 31-10 entering 4th quarter
Lost when leading by 10 or more in 4th quarter	Tennessee, 30-27 OT (9/26/05); led 24-7 entering fourth quarter
Lost when leading by 20 points or more	Tennessee, 30-27 OT (9/26/05); led 21-0 at halftime
Scored on the first play from scrimmage	Jordan Jefferson, 83-yard run vs. Tennessee (10/2/10)
A QB caught a pass on a designed play	Matt Flynn (35-yards from WR Early Doucet) at Alabama (11/3/07)
A RB threw a TD pass on a designated play	Spencer Ware (39 yards to Rueben Randle for a TD) at Auburn (10/23/10)
Had two RB rush for at least 100 yards each	Stevan Ridley (105 yds) and Spencer Ware (102 yds) vs. Texas A&M (1/7/11 - Cotton Bowl)

Returns/Special Teams/Defense

Returned a KO for a TD	Morris Claiborne, 99 yards at West Virginia (9/24/11)
Returned a Punt for a TD	Patrick Peterson, 60 yards vs. West Virginia (9/25/10)
Returned an INT for a TD	Ron Brooks, 32 yards vs. UL-Monroe (11/13/10)
Returned 2 INTs for TDs.....	3 vs. Arkansas State (C. Raymond, D. Walkup, C. Buckels) (10/12/91)
Returned 3 INTs for TDs.....	3 vs. Arkansas State (C. Raymond, D. Walkup, C. Buckels) (10/12/91)
Recovered a fumble in endzone for a TD	Chuck Wiley, fumbled by Lance Tucker (11/8/97 at Alabama)
Returned a fumble for a TD	Tyrann Mathieu, 3-yard recovery vs. Oregon (9/3/11)
Scored two defensive TDs in a game	2 vs. UL-Monroe (R. Brooks, INT; L. Edwards, FUM) (11/13/10)
Faked a field goal for a touchdown	Colt David (kicker), 15 yard run (9/22/07 vs. South Carolina)
Faked a punt for a first down	Josh Jasper, 29-yard run in 3rd quarter (11/6/10 vs. Alabama)
Faked a field goal for a first down	Josh Jasper, 5-yard run in 4th quarter (10/9/10 at Florida)
A player kicked the PAT after scoring the TD	Colt David vs. South Carolina (9/22/07)
Blocked a FG	Patrick Peterson & Lazarius Levingston vs. West Virginia (9/25/10 - 28-yard first quarter attempt)
Returned a blocked FG for a TD	Patrick Peterson, 53 yards on the block of Ole Miss' 47-yard FG attempt (11/21/09)
Blocked a PAT (kick)	Mark Roman, attempt by Seth Hanson (10/17/98 vs. Kentucky)
Returned a PAT for a Defensive Extra Point	Mark Roman, kick attempt by Seth Hanson (10/17/98 vs. Kentucky)
Blocked a punt.....	Daniel Graff vs. Tulane (10/31/09)
Blocked a punt for a safety	Jarvis Green, on an Andy Smith punt (10/16/99 at Kentucky)
Returned a blocked punt for TD	Craig Steltz, 29 yard, off Jacob Hester's block at Arizona State (9/10/05)
Recovered an onside kick	at Ole Miss (11/21/09); recovered by Brandon LaFell with 1:16 left in fourth quarter
Recovered an onside kick to start the game	vs. Auburn (12/1/01)
Recorded a Safety (Team).....	vs. North Carolina (9/4/10); ball rolled out of endzone on punt attempt
Recorded a Safety (Individual tackle)	Drake Nevis at Alabama (11/7/09)
Recorded six interceptions.....	6 at Mississippi State (8/30/07)
Had a player record three interceptions.....	3 by Craig Steltz at Mississippi State (8/30/07)
Had a player record 15 tackles.....	19 by Ali Highsmith vs. Arkansas (11/23/07)
Had six sacks as a team	6 vs. Vanderbilt (9/11/10)

Opponent Returns/Special Teams

Returned a KO for a TD	Andre Debose, 88 yards (10/9/10 at Florida)
Returned a Punt for a TD.....	Marshay Green, 44 yards (11/17/07 at Ole Miss)
Returned an INT for a TD	Terence Moore, 22 yards (11/15/08 by Troy)
Returned 3 INTs for TDs.....	3, by Alvis, Smith, Robinson (9/17/94 at Auburn)
Recovered a fumble in endzone for a TD	Chris Shelling (9/17/94 at Auburn)
Returned a fumble for a TD	Zeonte Sherman, 1 yard (9/6/03 at Arizona)
Blocked a FG	at Alabama (11/3/07)
Blocked a punt.....	at Florida (10/7/06)
Blocked two punts	2 at Virginia Tech (9/1/02)
Blocked a punt for a safety.....	blocked Donnie Jones (9/1/02 at Virginia Tech)
Recorded a Safety (Team).....	at Mississippi State (9/26/09)
Blocked a PAT (kick)	Ole Miss (11/18/06)
Returned a PAT for a Defensive Extra Point	Eric Kelly, off bad snap (10/17/98 vs. Kentucky)
Faked a field goal for a TD.....	Damon Duval, 1 yard run (9/18/99 vs. Auburn)
Recovered an onside kick	North Carolina (9/4/10)

THE LAST TIME LSU ... (SEC GAMES)

Scoring

Scored 30 or more points	43 vs. Ole Miss (11/20/10)
Scored 35 or more points	43 vs. Ole Miss (11/20/10)
Scored 40 or more points	43 vs. Ole Miss (11/20/10)
Scored 45 or more points	48 vs. Arkansas (11/23/07)
Scored 50 or more points	51 vs. Mississippi State (9/25/04)
Scored 55 or more points	55 vs. Arkansas (11/28/03)
Scored 60 or more points	63 vs. Kentucky (11/1/97)

Total Offense

Had more than 400 total yards	470 vs. Ole Miss (11/20/10)
Had more than 450 total yards	470 vs. Ole Miss (11/20/10)
Had more than 500 total yards	546 vs. Kentucky (10/14/06)
Had more than 550 total yards	599 vs. Mississippi State (9/25/04)
Had more than 600 total yards	611 vs. Alabama (11/13/01)

Rushing Offense

Rushed for 150 or more yards	212 vs. Ole Miss (11/20/10)
Rushed for 200 or more yards	212 vs. Ole Miss (11/20/10)
Rushed for 250 or more yards	280 vs. Vanderbilt (9/11/10)
Rushed for 300 or more yards	360 vs. Ole Miss (11/20/04)
Rushed for 350 or more yards	360 vs. Ole Miss (11/20/04)
Rushed for 400 or more yards	400 vs. Kentucky (11/1/97)
Rushed for 425 or more yards	426 vs. Ole Miss (10/30/76)

Passing Offense

Passed for 250 or more yards	258 vs. Ole Miss (11/20/10)
Passed for 300 or more yards	309 vs. Georgia (10/25/08)
Passed for 350 or more yards	388 at Alabama (11/3/07)
Passed for 400 or more yards	528 vs. Alabama (11/3/01)
Passed for 450 or more yards	528 vs. Alabama (11/3/01)
Passed for 500 or more yards	528 vs. Alabama (11/3/01)

Scoring Defense

Allowed 0 points	0 at Mississippi State (8/30/07)
Allowed 3 or fewer points	3 vs. Vanderbilt (9/11/10)
Allowed 7 or fewer points	6 at Mississippi State (9/15/11)
Allowed 10 or fewer points	6 at Mississippi State (9/15/11)
Allowed 14 or fewer points	6 at Mississippi State (9/15/11)

Total Defense

Allowed fewer than 100 total yards	90 vs. Auburn (10/13/73)
Allowed fewer than 125 total yards	114 vs. Kentucky (10/19/85)
Allowed fewer than 150 total yards	135 vs. Vanderbilt (9/11/10)
Allowed fewer than 175 total yards	135 vs. Vanderbilt (9/11/10)
Allowed fewer than 200 total yards	193 at Mississippi State (9/15/11)
Allowed fewer than 225 total yards	193 at Mississippi State (9/15/11)
Allowed fewer than 250 total yards	193 at Mississippi State (9/15/11)
Allowed fewer than 275 total yards	193 at Mississippi State (9/15/11)
Allowed fewer than 300 total yards	193 at Mississippi State (9/15/11)

Rushing Defense

Allowed 0 or fewer yards	0 at South Carolina (10/18/03)
Allowed 10 or fewer yards	10 at Mississippi State (8/30/07)
Allowed 20 or fewer yards	20 at Alabama (11/3/07)
Allowed 30 or fewer yards	20 at Alabama (11/3/07)
Allowed 40 or fewer yards	39 at South Carolina (10/18/08)
Allowed 50 or fewer yards	45 at Georgia (10/3/09)
Allowed 60 or fewer yards	52 at Mississippi State (9/15/11)
Allowed 70 or fewer yards	52 at Mississippi State (9/15/11)
Allowed 80 or fewer yards	52 at Mississippi State (9/15/11)
Allowed 90 or fewer yards	52 at Mississippi State (9/15/11)
Allowed 100 or fewer yards	52 at Mississippi State (9/15/11)

THE LAST TIME LSU ... (SEC GAMES)

Passing Defense

Allowed 0 passing yards	0 vs. Alabama (11/6/71)
Allowed 25 or fewer passing yards	23 at Alabama (11/27/93)
Allowed 50 or fewer passing yards	23 at Alabama (11/27/93)
Allowed 75 or fewer passing yards	70 vs. Vanderbilt (9/11/10)
Allowed 100 or fewer passing yards	86 at Auburn (10/23/10)
Allowed 125 or fewer passing yards	86 at Auburn (10/23/10)
Allowed 150 or fewer passing yards	141 at Mississippi State (9/15/11)
Allowed 175 or fewer passing yards	141 at Mississippi State (9/15/11)
Allowed 200 or fewer passing yards	141 at Mississippi State (9/15/11)

Rushing

Had a player rush for 100 or more yards	107 by Spencer Ware at Mississippi State (9/15/11)
Had a player rush for 125 or more yards	159 by Stevan Ridley vs. Vanderbilt (9/11/10)
Had a player rush for 150 or more yards	159 by Stevan Ridley vs. Vanderbilt (9/11/10)
Had a player rush for 175 or more yards	250 by Alley Broussard vs. Ole Miss (11/20/04)
Had a player rush for 200 or more yards	250 by Alley Broussard vs. Ole Miss (11/20/04)
Had a player rush for 225 or more yards	250 by Alley Broussard vs. Ole Miss (11/20/04)
Had a player rush for 2 or more TDs	2 by Stevan Ridley at Arkansas (11/27/10)
Had a player rush for 3 or more TDs	3 by Stevan Ridley vs. Ole Miss (11/20/10)
Had a player rush for 4 or more TDs	5 by Kevin Faulk at Kentucky (11/1/97)
Had a player rush for 5 or more TDs	5 by Kevin Faulk at Kentucky (11/1/97)

Passing

Had a player pass for 200 or more yards	213 by Jarrett Lee at Mississippi State (9/15/11)
Had a player pass for 225 or more yards	254 by Jordan Jefferson vs. Ole Miss (11/20/10)
Had a player pass for 250 or more yards	254 by Jordan Jefferson vs. Ole Miss (11/20/10)
Had a player pass for 275 or more yards	287 by Jarrett Lee vs. Georgia (10/25/08)
Had a player pass for 300 or more yards	353 by Matt Flynn at Alabama (11/3/07)
Had a player pass for 325 or more yards	353 by Matt Flynn at Alabama (11/3/07)
Had a player pass for 350 or more yards	353 by Matt Flynn at Alabama (11/3/07)
Had a player pass for 375 or more yards	528 by Rohan Davey at Alabama (11/3/01)
Had a player pass for 400 or more yards	528 by Rohan Davey at Alabama (11/3/01)
Had a player pass for 425 or more yards	528 by Rohan Davey at Alabama (11/3/01)
Had a player pass for 450 or more yards	528 by Rohan Davey at Alabama (11/3/01)
Had a player pass for 500 or more yards	528 by Rohan Davey at Alabama (11/3/01)
Had a player pass for 2 or more TDs	2 by Jarrett Lee at Florida (10/9/10)
Had a player pass for 3 or more TDs	3 by Jarrett Lee vs. Georgia (10/25/08)
Had a player pass for 4 or more TDs	4 by Matt Mauck vs. Arkansas (11/28/03)
Had a player complete 20 passes	21 by Jarrett Lee at Mississippi State (9/15/11)
Had a player complete 25 passes	35 by Rohan Davey at Alabama (11/3/01)
Had a player complete 30 passes	35 by Rohan Davey at Alabama (11/3/01)
Had a player complete 35 passes	35 by Rohan Davey at Alabama (11/3/01)
Had a player throw 30 passes	37 by Jordan Jefferson at Ole Miss (11/21/09)
Had a player throw 35 passes	37 by Jordan Jefferson at Ole Miss (11/21/09)
Had a player throw 40 passes	47 by Matt Flynn vs. Arkansas (11/23/07)
Had a player throw 45 passes	47 by Matt Flynn vs. Arkansas (11/23/07)
Had a player throw 50 passes	58 by Josh Booty vs. Auburn (9/18/99)

Receiving

Had a player with 10 or more receptions in a game	12 by Michael Clayton at Alabama (11/15/03)
Had a player with 11 or more receptions in a game	12 by Michael Clayton at Alabama (11/15/03)
Had a player with 12 or more receptions in a game	12 by Michael Clayton at Alabama (11/15/03)
Had a player with 13 or more receptions in a game	19 by Josh Reed at Alabama (11/3/01)
Had a player with 14 or more receptions in a game	19 by Josh Reed at Alabama (11/3/01)
Had a player with 15 or more receptions in a game	19 by Josh Reed at Alabama (11/3/01)
Had a player receive 100 or more yards	125 by Rueben Randle vs. Alabama (11/6/10)
Had a player receive 125 or more yards	125 by Rueben Randle vs. Alabama (11/6/10)
Had a player receive 150 or more yards	201 by Devery Henderson at Kentucky (11/9/02)
Had a player receive 175 or more yards	201 by Devery Henderson at Kentucky (11/9/02)
Had a player receive 200 or more yards	201 by Devery Henderson at Kentucky (11/9/02)
Had a player receive 250 or more yards	293 by Josh Reed at Alabama (11/3/01)
Had a player receive 2 or more TDs	2 by Terrence Toliver at Florida (10/9/10)
Had a player receive 3 or more TDs	3 by Dwayne Bowe vs. Kentucky (10/14/06)

TURNOVERS

Opponent	Forced by LSU					Forced By Opponent			
	Fum	Int	Tot	Pts Off	Margin	Fum	Int	Tot	Pts Off
vs. Oregon	3	1	4	21	3	1	0	1	3
Northwestern State	0	1	1	7	0	1	0	1	0
at Mississippi State	0	2	2	3	1	0	1	1	0
at West Virginia	2	2	4	21	4	0	0	0	0
Kentucky									
Florida									
at Tennessee									
Auburn									
at Alabama									
Western Kentucky									
at Ole Miss									
Arkansas									
TOTALS	5	6	11	52	8	2	1	3	3

LSU BIG PLAYS

Opponent	Rushing				Passing				Special Teams	
	15+	20+	30+	40+	20+	30+	40+	50+	Block	Ret. TD
vs. Oregon	2	1	0	0	1	0	0	0	0	0
Northwestern State	2	1	0	0	3	1	1	0	0	0
at Mississippi State	1	1	0	0	2	1	0	0	0	0
at West Virginia	4	1	0	0	2	2	0	0	0	1
Kentucky										
Florida										
at Tennessee										
Auburn										
at Alabama										
Western Kentucky										
at Ole Miss										
Arkansas										
TOTALS	9	4	0	0	8	4	1	0	0	1

OPPONENT BIG PLAYS

OPPONENT	Rushing				Passing				Special Teams	
	15+	20+	30+	40+	20+	30+	40+	50+	Block	Ret. TD
vs. Oregon	0	0	0	0	0	0	0	0	0	0
Northwestern State	0	0	0	0	1	0	0	0	0	0
at Mississippi State	0	0	0	0	2	0	0	0	0	0
at West Virginia	0	0	0	0	5	2	1	1	0	0
Kentucky										
Florida										
at Tennessee										
Auburn										
at Alabama										
Western Kentucky										
at Ole Miss										
Arkansas										
TOTALS	0	0	0	0	8	2	1	1	0	0

LSU SCORING DRIVES

OPPONENT	No.	Plays	Yards	Time	For TD	Plays	Yards	Time
vs. Oregon	6	7	37.7	3:04	4	7	45.3	3:07
Northwestern State	7	7.4	54.4	3:15	7	7	54.4	3:15
at Mississippi State	5	9.2	56.6	4:47	1	7	80.0	3:04
at West Virginia	6	6.2	56.4	2:49	6	6.2	56.4	2:49
Kentucky								
Florida								
at Tennessee								
Auburn								
at Alabama								
Western Kentucky								
at Ole Miss								
Arkansas								
TOTALS	24	7.8	54.1	3:25	18	6.7	53.5	3:06

FIELD POSITION

Opponent	LSU			
	No. of Drives	Avg. Start	Inside 20	Past 50
vs. Oregon	15	Own 40	2	7
Northwestern State	12	Own 43	1	4
at Mississippi State	11	Own 25	4	1
at West Virginia	15	Own 48	0	3
Kentucky				
Florida				
at Tennessee				
Auburn				
at Alabama				
Western Kentucky				
at Ole Miss				
Arkansas				
TOTALS	53	Own 39	7	16

Opponent	Opponents			
	No. of Drives	Avg. Start	Inside 20	Past 50
vs. Oregon	15	Own 28	5	1
Northwestern State	13	Own 26	2	1
at Mississippi State	11	Own 31	2	0
at West Virginia	15	Own 15	9	0
Kentucky				
Florida				
at Tennessee				
Auburn				
at Alabama				
Western Kentucky				
at Ole Miss				
Arkansas				
TOTALS	54	Own 25	18	2

DRIVE STATISTICS

Opponent	No.	LSU					
		3 & Out	Pct.	Score	Pct.	TD	Pct.
vs. Oregon	15	3	20.0	6	40.0	4	26.7
Northwestern State	12	3	25.0	7	58.3	7	58.2
at Mississippi State	11	1	9.0	5	45.5	1	9.0
at West Virginia	15	4	26.7	6	40.0	6	40.0
Kentucky							
Florida							
at Tennessee							
Auburn							
at Alabama							
Western Kentucky							
at Ole Miss							
Arkansas							
TOTALS	38	7	18.4	18	47.3	12	31.6

Opponent	No.	Opponents					
		3 & Out	Pct.	Score	Pct.	TD	Pct.
vs. Oregon	15	3	20.0	5	33.3	3	20.0
Northwestern State	13	4	30.7	1	7.7	0	0
at Mississippi State	11	5	45.5	2	18.2	0	0
at West Virginia	15	1	6.7	3	20.0	3	20.0
Kentucky							
Florida							
at Tennessee							
Auburn							
at Alabama							
Western Kentucky							
at Ole Miss							
Arkansas							
TOTALS	39	12	30.1	8	20.5	3	7.7

IN THE RED ZONE

Opponent	LSU					
	Inside 20		Run/Pass	TD Pct.	Score	
vs. Oregon	5	4	3/1	80.0	1	20.0
Northwestern State	7	7	5/2	100	0	0
at Mississippi State	3	1	0/1	33.3	2	66.7
at West Virginia	5	4	2/2	80.0	0	0
Kentucky						
Florida						
at Tennessee						
Auburn						
at Alabama						
Western Kentucky						
at Ole Miss						
Arkansas						
TOTALS	20	16	10/6	80.0	3	15.0

Opponent	Opponents					
	Inside 20		Run/Pass	TD Pct.	Score	
vs. Oregon	5	3	2/1	60.0	2	40.0
Northwestern State	0	0	0	0	0	0
at Mississippi State	3	0	0	0	2	66.7
at West Virginia	3	3	1/2	100	0	0
Kentucky						
Florida						
at Tennessee						
Auburn						
at Alabama						
Western Kentucky						
at Ole Miss						
Arkansas						
TOTALS	11	6	3/3	54.5	4	36.3

3RD DOWN AND ...

Yards	LSU										Total
	UO	NW	MSU	WVU	UK	UF	UT	AU	UA	WKU	
1-3	2/2	5/5	4/4	3/5							14/16
4-6	2/2	3/5	0/5	2/4							7/16
7-9	1/4	1/1	0/1	2/5							4/11
10-14	1/7	0/1	0/1	0/1							1/10
15+	0/0	1/2	0/1	1/1							2/4
4+	4/13	5/9	0/8	5/11							14/41
7+	2/11	2/4	0/3	3/7							7/25
10+	1/7	1/3	0/2	1/2							3/14
TOT	6/15	9/14	4/12	8/16							27/57

Yards	Opponents										Total
	UO	NW	MSU	WVU	UK	UF	UT	AU	UA	WKU	
1-3	5/6	1/1	1/2	2/3							7/9
4-6	2/5	1/4	1/2	1/3							4/11
7-9	0/1	0/3	2/3	1/1							2/7
10-14	2/5	0/6	1/3	3/8							3/14
15+	0/2	0/2	1/4	0/2							1/8
4+	4/13	1/15	4/12	5/14							12/40
7+	2/8	0/11	4/10	4/11							6/29
10+	2/7	0/7	2/7	3/11							4/21
TOT	9/19	2/16	6/14	7/17							24/66

DRIVE SUPERLATIVES

Longest Drive

By No. of Plays	LSU
By No. of Yards	16 (77 yds, 7:28) vs. Mississippi State; results in FG
By Time of Possession	80 (7p, 3:04) vs. Mississippi State; results in TD
By Time of Possession	8:13 (15p, 68 yds) vs. Northwestern State; results in TD

Opponents

19 by Oregon (79 yds, 7:41); results in TD
90 by West Virginia (5p, 1:23); results in TD
7:41 by Oregon (19p, 79 yards); results in TD

Shortest Drive

By No. of Plays	LSU
By No. of Yards	2 (several), last vs West Virginia., results in TD
By Time of Possession	1 (2p, 0:11) vs West Virginia., results in TD
By Time of Possession	0:11 (2p, 1 yd) vs. West Virginia.; results in TD

Opponents

1 (0 yds, 0:07), by Mississippi State; results in Interception
0 (several) last by Mississippi State; results in Interception
0:07 (1p,0yds) by Mississippi State; results in Interception

LSU DRIVE CHARTS

vs. Oregon

Qtr.	Time	Start	PI-Yds	TOP	Result
1st	13:49	ORE 29	6-12	2:35	FIELD GOAL
1st	10:23	LSU 16	3-4	2:14	Punt
1st	3:39	LSU 29	6-(9)	2:27	Fumble
1st	0:42	LSU 20	4-11	0:59	Punt
2nd	14:43	LSU 45	3-3	0:57	Punt
2nd	5:10	LSU 10	12-75	4:26	TOUCHDOWN
3rd	14:51	LSU 20	7-30	2:47	Punt
3rd	10:41	LSU 36	3-(1)	1:41	Punt
3rd	8:10	ORE 24	5-24	1:55	TOUCHDOWN
3rd	6:15	ORE 41	6-41	3:12	TOUCHDOWN
3rd	2:32	ORE 48	8-33	3:25	FIELD GOAL
4th	9:06	LSU 13	3-6	2:38	PUNT
4th	5:48	ORE 41	5-41	2:56	TOUCHDOWN
4th	0:12	ORE 40	1-(2)	0:12	End of Half

Northwestern State

Qtr.	Time	Start	PI-Yds	TOP	Result
1st	10:57	LSU 33	6-67	2:54	TOUCHDOWN
1st	3:41	LSU 14	3-(10)	2:16	Punt
2nd	13:56	LSU 37	8-63	4:06	TOUCHDOWN
2nd	9:03	NWLA 15	2-15	0:30	TOUCHDOWN
2nd	5:54	NWLA 40	4-8	1:48	Missed FG
2nd	0:50	LSU 48	5-52	0:30	TOUCHDOWN
3rd	14:57	LSU 41	6-59	2:18	TOUCHDOWN
3rd	8:34	NWLA 49	3-4	0:47	Punt
3rd	6:33	LSU 43	10-57	3:57	TOUCHDOWN
3rd	0:49	LSU 32	15-68	8:13	TOUCHDOWN
4th	6:13	NWLA 45	2-7	0:56	Fumble
4th	4:13	LSU 25	3-5	2:31	Punt

at Mississippi State

Qtr.	Time	Start	PI-Yds	TOP	Result
1st	13:10	LSU 19	16-77	7:28	FIELD GOAL
1st	00:00	LSU 28	6-29	3:45	Punt
2nd	5:53	LSU 5	10-70	4:35	FIELD GOAL
2nd	0:07	LSU 24	1-(2)	0:07	End of Half
3rd	14:52	LSU 10	6-18	3:10	Punt
3rd	11:35	LSU 22	3-(13)	3:15	Punt
3rd	5:20	LSU 27	9-49	5:20	FIELD GOAL
4th	15:00	LSU 20	7-80	3:04	TOUCHDOWN
4th	11:03	LSU 28	2-3	0:55	Interception
4th	9:25	LSU 21	5-38	3:44	Punt
4th	5:02	MSU 19	4-7	2:09	FIELD GOAL

OPPONENT DRIVE CHARTS

vs. Oregon

Qtr.	Time	Start	PI-Yds	TOP	Result
1st	15:00	ORE 13	5-(7)	1:11	Punt
1st	11:08	ORE 35	3-1	0:45	Punt
1st	8:09	ORE 50	12-39	4:14	FIELD GOAL
1st	1:12	LSU 20	4-7	0:30	FIELD GOAL
2nd	14:43	ORE 12	2-(1)	0:49	Interception
2nd	12:57	ORE 21	19-79	7:41	TOUCHDOWN
2nd	0:40	ORE 26	2-7	0:40	End of Half
3rd	12:04	ORE 23	3-(3)	1:23	Punt
3rd	9:00	ORE 06	3-18	0:50	Fumble
3rd	2:57	ORE 10	3-0	0:25	Punt
4th	14:01	ORE 32	13-68	4:47	TOUCHDOWN
4th	6:28	ORE 36	4-5	0:40	Downs
4th	2:46	ORE 30	11-70	2:33	TOUCHDOWN

Northwestern State

Qtr.	Time	Start	PI-Yds	TOP	Result
1st	15:00	NWLA 24	6-11	4:03	Punt
1st	7:56	NWLA 37	6-23	4:15	Punt
1st	1:25	LSU 39	6-12	2:25	FIELD GOAL
2nd	9:45	NWLA 20	3-(1)	0:42	Interception
2nd	8:27	NWLA 24	3-(5)	2:33	Punt
2nd	4:06	NWLA 32	8-20	3:16	Downs
2nd	0:15	NWLA 18	1-0	0:15	End of Half
3rd	12:32	NWLA 24	7-24	3:58	Downs
3rd	7:47	NWLA 11	5-11	1:14	Punt
3rd	2:29	NWLA 21	3-(2)	1:40	Punt
4th	7:29	NWLA 14	3-5	1:16	Punt
4th	5:17	NWLA 39	3-(3)	1:04	Punt
4th	1:42	NWLA 16	3-1	1:42	End of Half

at Mississippi State

Qtr.	Time	Start	PI-Yds	TOP	Result
1st	15:00	MSU 36	3-(7)	1:50	Punt
1st	5:37	MSU 34	14-57	5:33	FIELD GOAL
2nd	11:15	MSU 8	13-54	5:22	Punt
2nd	1:13	MSU 32	3-8	1:06	Punt
3rd	11:42	MSU 40	1-0	0:07	Interception
3rd	8:20	MSU 50	7-25	2:54	FIELD GOAL
3rd	1:46	MSU 39	3-12	1:46	Punt
4th	11:49	MSU 30	3-4	0:46	Punt
4th	10:08	MSU 43	3-(5)	0:43	Punt
4th	5:41	MSU 20	2-(10)	0:39	Interception
4th	2:48	MSU 26	9-59	2:48	End of Half

LSU DRIVE CHARTS

at West Virginia

Qtr.	Time	Start	Pl-Yds	TOP	Result
1st	13:27	LSU 42	8-58	3:22	TOUCHDOWN
1st	9:01	LSU 50	3-6	1:49	Punt
1st	4:31	LSU 50	7-50	2:42	TOUCHDOWN
2nd	12:24	LSU 30	6-14	2:26	Punt
2nd	8:26	LSU 39	3-61	1:29	TOUCHDOWN
2nd	5:28	LSU 34	3-1	1:00	Punt
2nd	3:36	LSU 44	3-8	2:02	Punt
2nd	0:38	WVU 01	2-1	0:11	TOUCHDOWN
3rd	15:00	LSU 38	9-49	4:07	Missed FG
3rd	8:36	LSU 40	3-1	1:31	Punt
3rd	5:02	LSU 24	5-16	2:23	Punt
4th	14:12	LSU 43	9-57	4:17	TOUCHDOWN
4th	7:59	LSU 45	8-55	4:56	TOUCHDOWN
4th	0:41	LSU 45	1-1	0:41	End of Half

OPPONENT DRIVE CHARTS

at West Virginia

Qtr.	Time	Start	Pl-Yds	TOP	Result
1st	15:00	WVU 29	4-15	1:33	Punt
1st	10:05	WVU 20	5-24	1:04	Fumble
1st	7:12	WVU 03	8-37	2:41	Interception
1st	1:44	WVU 27	12-73	4:14	TOUCHDOWN
2nd	9:58	WVU 04	4-18	1:32	Punt
2nd	6:53	WVU 16	5-18	1:25	Punt
2nd	4:28	WVU 05	3-4	0:52	Punt
2nd	1:34	WVU 11	5-14	0:56	Interception
2nd	0:23	WVU 27	3-23	0:23	End of Half
3rd	10:53	WVU 20	6-80	2:13	TOUCHDOWN
3rd	7:05	WVU 08	7-41	2:03	Punt
3rd	2:39	WVU 10	5-90	1:23	TOUCHDOWN
3rd	0:54	WVU 25	8-32	1:42	Downs
4th	9:55	WVU 20	6-35	1:56	Fumble
4th	2:58	WVU 02	6-14	2:17	Punt

LSU SUPERLATIVES

Highs

Points Scored	49 vs. Northwestern State (9/10)
Total Yards	400 vs. Northwestern State (9/10)
Rushing Yards	186 vs. West Virginia (9/24)
Rushing Attempts	48 vs. Oregon (9/3)
Rushing TDs	5 Northwestern State (9/10)
Passing Yards	225 vs. Northwestern State (9/10)
Passes Completed	21 vs. Mississippi State (9/15)
Passes Attempted	28 vs. West Virginia (9/24)
Passing TDs	3 vs. West Virginia (9/24)
Passes Intercepted	1 vs. Mississippi State (9/15)
First Downs	23 vs. Northwestern State (9/10)
Penalties	9 vs. Mississippi State (9/15)
Penalty Yards	83 vs. Mississippi State (9/15)
Sacks	4 vs. Mississippi State (9/15)

Lows

Points Scored	19 vs. Mississippi State (9/15)
Total Yards	273 vs. Oregon (9/3)
Rushing Yards	148 vs. Mississippi State (9/15)
Rushing Attempts	38 vs. Mississippi State (9/15)
Rushing TDs	0 vs. Mississippi State (9/15)
Passing Yards	98 vs. Oregon (9/3)
Passes Completed	10 vs. Oregon (9/3)
Passes Attempted	21 vs. Northwestern State (9/10)
Passing TDs	1 vs. Oregon (9/3) and Mississippi State (9/15)
Passes Intercepted	0 vs. several
First Downs	19 vs. West Virginia (9/24)
Penalties	5 vs. Northwestern State (9/10) and West Virginia (9/24)
Penalty Yards	40 vs. Oregon (9/3)
Sacks	0 vs. Oregon (9/3) and West Virginia (9/24)

Individual

All-Purpose Yds	154 by Mo. Claiborne vs. West Virginia (9/24)
Rushing Yards	109 by Spencer Ware vs. Mississippi State (9/15)
Rushing Carries	26 by Spencer Ware vs. Oregon (9/3)
Rushing TDs	2 by Michael Ford vs. Oregon (9/3) & West Virginia (9/24)
Longest Rush	23 by Spencer Ware vs. Mississippi State (9/15)
Passing Yards	213 by Jarrett Lee vs. vs. Mississippi State (9/15)
Pass Completions	21 by Jarrett Lee vs. Mississippi State (9/15)
Passing Attempts	28 by Jarrett Lee vs. West Virginia (9/24)
Passes Intercepted	1 by Jarrett Lee vs. Mississippi State (9/15)
Passing TDs	3 by Jarrett Lee vs. West Virginia (9/24)
Longest Pass	52 by Jarrett Lee vs. West Virginia (9/24)
Receiving Yards	121 by Rueben Randle vs. Northwestern State (9/10)
Receptions	8 by Odell Beckham Jr. vs. Mississippi State (9/15)
Receiving TDs	1 by Several
Longest Reception	52 by Odell Beckham Jr. vs. West Virginia
FG's Made	4 by Drew Alleman vs. Mississippi State (9/15)
FG's Attempted	4 by Drew Alleman vs. Mississippi State (9/15)
Longest FG Made	44 yd by Drew Alleman vs. Oregon (9/3)
PAT's	5 by Drew Alleman vs. West Virginia (9/24)
Punts	6 by Brad Wing vs. Oregon (9/3) and West Virginia (9/24)
Punts Average	48.7 by Brad Wing vs. West Virginia (9/24)
Longest Punt	60 by Brad Wing vs. West Virginia (9/24)
Punt Return Yds	34 by Tyrann Mathieu vs. West Virginia (9/24)
Longest Punt Ret.	31 by Jarvis Landry vs. Northwestern State (9/10)
KO Return Yards	154 by Morris Claiborne vs. West Virginia (9/24)
Longest KO Ret.	99 by Morris Claiborne vs. West Virginia (9/24)
Total Tackles	10 by Tyrann Mathieu vs. several
Tackles for Loss	3.5 by Bennie Logan vs. Mississippi State (9/15)_
Sacks	1 by several vs. Mississippi State (9/15)
Interceptions	2 by Morris Claiborne vs. Mississippi State (9/15)
Int. Return Yards	16 by Tyrann Mathieu vs. West Virginia (9/24)

OPPONENT SUPERLATIVES

Highs

Points Scored	27 by Oregon (9/3)
Total Yards	553 by West Virginia (9/24)
Rushing Yards	95 by Oregon (9/3)
Rushing Attempts	34 by Mississippi State (9/15)
Rushing TDs	2 by. Oregon (9/3)
Passing Yards	463 by West Virginia (9/24)
Passes Completed	38 by West Virginia (9/24)
Passes Attempted	65 by West Virginia (9/24)
Passing TDs	2 by West Virginia
Passes Intercepted	2 by Mississippi State (9/15) and West Virginia (9/24)
First Downs	28 by West Virginia (9/24)
Penalties	12 by Oregon (9/3)
Penalty Yards	95 by Oregon (9/3)
Sacks	1 by several

Lows

Points Scored	3 by Northwestern State (9/10)
Total Yards	95 by Northwestern State (9/10)
Rushing Yards	-4 by Northwestern State (9/10)
Rushing Attempts	22 by West Virginia (9/24)
Rushing TDs	0 by Northwestern State (9/10) & Mississippi State (9/15)
Passing Yards	99 by Northwestern State (9/10)
Passes Completed	15 by Mississippi State (9/15)
Passes Attempted	25 by Mississippi State (9/15)
Passing TDs	0 by Northwestern St.(9/10) and Mississippi St. (9/15)
Passes Intercepted	1 by Oregon (9/3) and Northwestern State (9/10)
First Downs	13 by Mississippi State (9/15)
Penalties	5 by Northwestern State (9/10)
Penalty Yards	40 by Northwestern State (9/10)
Sacks	0 by West Virginia (9/24)

Individual

All-Purpose Yds	287 by Tavon Austin for West Virginia (9/24)
Rushing Yards	54 by LaMichael James for Oregon (9/3)
Rushing Carries	18 by LaMichael James for Oregon (9/3)
Rushing TDs	1 by several
Longest Rush	17 by Dustin Garrison for West Virginia (9/24)
Passing Yards	463 by Geno Smith for West Virginia (9/24)
Pass Completions	38 by Geno Smith for West Virginia (9/24)
Passing Attempts	65 by Geno Smith for West Virginia (9/24)
Passes Intercepted	2 by several
Passing TDs	2 by Geno Smith for West Virginia (9/24)
Longest Pass	72 by Geno Smith for West Virginia (9/24)
Receiving Yards	187 by Tavon Austin for West Virginia (9/24)
Receptions	11 by Tavon Austin for West Virginia (9/24)
Receiving TDs	1 by several
Longest Reception	72 by Tavon Austin for West Virginia
FG's Made	2 by several
FG's Attempted	2 by several
Longest FG Made	44 by John Shaughnessy for Northwestern State (9/10)
PAT's	3 by several
Punts	7 by Nic Russo for Northwestern State (9/10)
Punts Average	47.2 by Jackson Rice for Oregon (9/3)
Longest Punt	58 by Corey Smith for West Virginia (9/24)
Punt Return Yds	-1 by Kevin Shief for Northwestern State (9/10)
Longest Punt Ret.	8 by Kenjon Barner for Oregon (9/3)
KO Return Yards	100 by Tavon Austin for West Virginia (9/24)
Longest KO Ret.	28 by Phillip Harvey for Northwestern State (9/10)
Total Tackles	16 by Charles Mitchell for Mississippi State (9/15)
Tackles for Loss	2 by Kaleb Eulls for Mississippi State (9/15)
Sacks	1 by several
Interceptions	1 by Johnthan Banks for Mississippi State (9/15)
Int. Return Yards	1 by Johnthan Banks for Mississippi State (9/15)

2011 LSU Football
LSU Game Results (as of Sep 25, 2011)
All games

Date	Opponent		Score	Overall	Conference	Time	Attend
Sep 03, 2011	vs #3 Oregon	W	40-27	1-0	0-0	3:23	87711
Sep 10, 2011	NORTHWESTERN ST.	W	49-3	2-0	0-0	2:55	92405
* Sep 15, 2011	at #25 Mississippi State	W	19-6	3-0	1-0	3:04	56924
Sep 24, 2011	at #16 WEST VIRGINIA	W	47-21	4-0	1-0	3:40	62056

2011 LSU Football
LSU Overall Team Statistics (as of Sep 25, 2011)
All games

Team Statistics	LS	OPP
SCORING	155	57
Points Per Game	38.8	14.2
FIRST DOWNS	81	65
Rushing	39	14
Passing	35	45
Penalty	7	6
RUSHING YARDAGE	684	213
Yards gained rushing	759	329
Yards lost rushing	75	116
Rushing Attempts	172	111
Average Per Rush	4.0	1.9
Average Per Game	171.0	53.2
TDs Rushing	11	3
PASSING YARDAGE	716	943
Comp-Att-Int	64-98-1	101-173-6
Average Per Pass	7.3	5.5
Average Per Catch	11.2	9.3
Average Per Game	179.0	235.8
TDs Passing	7	3
TOTAL OFFENSE	1400	1156
Total Plays	270	284
Average Per Play	5.2	4.1
Average Per Game	350.0	289.0
KICK RETURNS: #-Yards	13-326	28-481
PUNT RETURNS: #-Yards	12-78	5--11
INT RETURNS: #-Yards	6-29	1--1
KICK RETURN AVERAGE	25.1	17.2
PUNT RETURN AVERAGE	6.5	-2.2
INT RETURN AVERAGE	4.8	-1.0
FUMBLES-LOST	7-2	12-5
PENALTIES-Yards	26-210	33-254
Average Per Game	52.5	63.5
PUNTS-Yards	19-812	23-881
Average Per Punt	42.7	38.3
Net punt average	42.3	34.0
TIME OF POSSESSION/Game	33:47	26:13
3RD-DOWN Conversions	27/56	24/66
3rd-Down Pct	48%	36%
4TH-DOWN Conversions	0/0	3/7
4th-Down Pct	0%	43%
SACKS BY-Yards	7-40	3-24
MISC YARDS	0	0
TOUCHDOWNS SCORED	20	6
FIELD GOALS-ATTEMPTS	6-8	5-5
ON-SIDE KICKS	0-0	0-1
RED-ZONE SCORES	(19-20) 95%	(10-11) 91%
RED-ZONE TOUCHDOWNS	(16-20) 80%	(6-11) 55%
PAT-ATTEMPTS	(17-19) 89%	(6-6) 100%
ATTENDANCE	92405	118980
Games/Avg Per Game	1/92405	2/59490
Neutral Site Games		1/87711

Score by Quarters	1st	2nd	3rd	4th	OT	Total
LSU	26	51	38	40	0	155
Opponents	9	17	17	14	0	57

2011 LSU Football
LSU Overall Individual Statistics (as of Sep 25, 2011)
All games

Rushing	gp-gs	att	gain	loss	net	avg	td	lg	avg/g
Spencer Ware	4-3	77	327	9	318	4.1	3	23	79.5
Michael Ford	4-1	52	304	4	300	5.8	6	26	75.0
Alfred Blue	4-0	18	76	0	76	4.2	2	18	19.0
Jakhari Gore	1-0	7	26	2	24	3.4	0	7	24.0
Odell Beckham, Jr.	4-3	1	15	0	15	15.0	0	15	3.8
Russell Shepard	1-1	1	3	0	3	3.0	0	3	3.0
Zach Mettenberger	2-0	1	3	0	3	3.0	0	3	1.5
Kenny Hilliard	3-0	3	3	1	2	0.7	0	3	0.7
J.C. Copeland	4-0	1	0	0	0	0.0	0	0	0.0
Deangelo Peterson	4-1	1	0	8	-8	-8.0	0	0	-2.0
Jarrett Lee	4-4	4	2	24	-22	-5.5	0	2	-5.5
TEAM	3-0	6	0	27	-27	-4.5	0	0	-9.0
Total	4	172	759	75	684	4.0	11	26	171.0
Opponents	4	111	329	116	213	1.9	3	17	53.2

Passing	gp-gs	effic	comp-att-int	pct	yds	td	lg	avg/g
Jarrett Lee	4-4	145.08	56-87-1	64.4	624	6	52	156.0
Zach Mettenberger	2-0	172.98	8-11-0	72.7	92	1	24	46.0
Total	4	148.21	64-98-1	65.3	716	7	52	179.0
Opponents	4	102.95	101-173-6	58.4	943	3	72	235.8

Receiving	gp-gs	no.	yds	avg	td	lg	avg/g
Rueben Randle	4-4	18	282	15.7	3	43	70.5
Odell Beckham, Jr.	4-3	17	193	11.4	1	52	48.2
Deangelo Peterson	4-1	6	73	12.2	1	29	18.2
Spencer Ware	4-3	5	37	7.4	0	11	9.2
Kadron Boone	4-3	4	39	9.8	1	19	9.8
James Wright	4-0	4	34	8.5	0	13	8.5
Jarvis Landry	4-0	3	23	7.7	0	18	5.8
Michael Ford	4-1	3	7	2.3	0	6	1.8
Russell Shepard	1-1	1	16	16.0	0	16	16.0
Mitch Joseph	4-1	1	7	7.0	0	7	1.8
Kenny Hilliard	3-0	1	4	4.0	0	4	1.3
Chase Clement	4-0	1	1	1.0	1	1	0.2
Total	4	64	716	11.2	7	52	179.0
Opponents	4	101	943	9.3	3	72	235.8

Punt Returns	no.	yds	avg	td	lg
Tyrann Mathieu	9	55	6.1	0	15
Odell Beckham, Jr.	1	0	0.0	0	0
Rueben Randle	1	-8	-8.0	0	0
Jarvis Landry	1	31	31.0	0	31
Total	12	78	6.5	0	31
Opponents	5	-11	-2.2	0	8

Interceptions	no.	yds	avg	td	lg
Morris Claiborne	2	6	3.0	0	6
Tharold Simon	1	-2	-2.0	0	0
Brandon Taylor	1	9	9.0	0	9
Tyrann Mathieu	1	16	16.0	0	16
Micahel Brockers	1	0	0.0	0	0
Total	6	29	4.8	0	16
Opponents	1	-1	-1.0	0	0

Kick Returns	no.	yds	avg	td	lg
Morris Claiborne	9	292	32.4	1	99
Deangelo Peterson	1	5	5.0	0	5
Jarvis Landry	1	11	11.0	0	11
Mitch Joseph	1	2	2.0	0	2
Ron Brooks	1	16	16.0	0	16
Total	13	326	25.1	1	99
Opponents	28	481	17.2	0	28

Fumble Returns	no.	yds	avg	td	lg
Tyrann Mathieu	2	-3	-1.5	1	3
Eric Reid	1	3	3.0	0	3
Total	3	0	0.0	1	3
Opponents	0	0	0.0	0	0

2011 LSU Football
LSU Overall Individual Statistics (as of Sep 25, 2011)
All games

Scoring	td	fg	PAT				dxp	saf	pts
			kick	rush	rcv	pass			
Michael Ford	6	-	-	-	-	-	-	-	36
Drew Alleman	-	6-8	17-18	-	-	-	-	-	35
Rueben Randle	3	-	-	-	-	-	-	-	18
Spencer Ware	3	-	-	-	-	-	-	-	18
Alfred Blue	2	-	-	-	-	-	-	-	12
Morris Claiborne	1	-	-	-	-	-	-	-	6
Chase Clement	1	-	-	-	-	-	-	-	6
Kadron Boone	1	-	-	-	-	-	-	-	6
Odell Beckham, Jr.	1	-	-	-	-	-	-	-	6
Deangelo Peterson	1	-	-	-	-	-	-	-	6
Tyrann Mathieu	1	-	-	-	-	-	-	-	6
TEAM	-	-	0-1	-	-	-	-	-	0
Jarrett Lee	-	-	-	-	-	0-1	-	-	0
Total	20	6-8	17-19	-	-	0-1	-	-	155
Opponents	6	5-5	6-6	-	-	-	-	-	57

Total Offense	g	plays	rush	pass	total	avg/g
Jarrett Lee	4	91	-22	624	602	150.5
Spencer Ware	4	77	318	0	318	79.5
Michael Ford	4	52	300	0	300	75.0
Zach Mettenberger	2	12	3	92	95	47.5
Alfred Blue	4	18	76	0	76	19.0
Jakhari Gore	1	7	24	0	24	24.0
Odell Beckham, Jr.	4	1	15	0	15	3.8
Russell Shepard	1	1	3	0	3	3.0
Kenny Hilliard	3	3	2	0	2	0.7
Deangelo Peterson	4	1	-8	0	-8	-2.0
TEAM	3	6	-27	0	-27	-9.0
Total	4	270	684	716	1400	350.0
Opponents	4	284	213	943	1156	289.0

Field Goals	fg	pct.	01-19	20-29	30-39	40-49	50-99	lg	blk
Drew Alleman	6-8	75.0	0-0	2-2	1-2	3-3	0-1	44	0

FG Sequence	LSU	Opponents
Oregon	(44),(32)	(29),(30)
Northwestern St.	50	(44)
Mississippi State	(21),(42),(41),(29)	(26),(42)
WEST VIRGINIA	30	-

Numbers in (parentheses) indicate field goal was made.

Punting	no.	yds	avg	lg	tb	fc	i20	50+	blk
Brad Wing	12	540	45.0	60	0	3	8	6	0
D.J. Howard	7	272	38.9	53	1	2	3	1	0
Total	19	812	42.7	60	1	5	11	7	0
Opponents	23	881	38.3	58	1	6	3	4	0

Kickoffs	no.	yds	avg	tb	ob	retn	net	ydln
D.J. Howard	11	675	61.4	0	0			
Drew Alleman	11	628	57.1	0	0			
James Hairston	8	531	66.4	2	0			
Total	30	1834	61.1	2	0	17.2	43.8	26
Opponents	14	830	59.3	1	0	25.1	34.6	35

2011 LSU Football
LSU Overall Individual Statistics (as of Sep 25, 2011)
All games

<u>All Purpose</u>	<u>g</u>	<u>rush</u>	<u>rcv</u>	<u>pr</u>	<u>kr</u>	<u>ir</u>	<u>total</u>	<u>avg/g</u>
Spencer Ware	4	318	37	0	0	0	355	88.8
Michael Ford	4	300	7	0	0	0	307	76.8
Morris Claiborne	4	0	0	0	292	6	298	74.5
Rueben Randle	4	0	282	-8	0	0	274	68.5
Odell Beckham,	4	15	193	0	0	0	208	52.0
Alfred Blue	4	76	0	0	0	0	76	19.0
Tyrann Mathieu	4	0	0	55	0	16	71	17.8
Deangelo Peters	4	-8	73	0	5	0	70	17.5
Jarvis Landry	4	0	23	31	11	0	65	16.2
Kadron Boone	4	0	39	0	0	0	39	9.8
James Wright	4	0	34	0	0	0	34	8.5
Jakhari Gore	1	24	0	0	0	0	24	24.0
Russell Shepard	1	3	16	0	0	0	19	19.0
Ron Brooks	4	0	0	0	16	0	16	4.0
Brandon Taylor	4	0	0	0	0	9	9	2.2
Mitch Joseph	4	0	7	0	2	0	9	2.2
Kenny Hilliard	3	2	4	0	0	0	6	2.0
Zach Mettenber	2	3	0	0	0	0	3	1.5
Chase Clement	4	0	1	0	0	0	1	0.2
Tharold Simon	4	0	0	0	0	-2	-2	-0.5
Jarrett Lee	4	-22	0	0	0	0	-22	-5.5
TEAM	3	-27	0	0	0	0	-27	-9.0
Total	4	684	716	78	326	29	1833	458.2
Opponents	4	213	943	-11	481	-1	1625	406.2

2011 LSU Football
LSU Overall Defensive Statistics (as of Sep 25, 2011)
All games

##	Defensive Leaders	gp-gs	Tackles				Sacks no-yds	Pass defense			Fumbles		blkd	
			ua	a	tot	tfl/yds		int-yds	brup	qbh	rcv-yds	ff	kick	saf
7	Tyrann Mathieu	4-4	21	9	30	3.0-17	0.5-2	1-16	4	1	2--3	2	.	.
24	Tharold Simon	4-1	20	4	24	2.0-3	.	1--2	4	1
1	Eric Reid	4-4	17	5	22	1.0-4	.	.	2	.	1-3	.	.	.
18	Brandon Taylor	4-4	12	10	22	1.5-4	.	1-9	2
17	Morris Claiborne	4-4	12	5	17	1.0-1	.	2-6	2	1
90	Micahel Brockers	4-4	8	6	14	3.5-8	1.0-4	1-0
46	Kevin Minter	4-2	2	12	14	0.5-1
93	Bennie Logan	4-3	6	8	14	3.0-9	1.0-7	.	1
99	Sam Montgomery	4-4	6	6	12	2.5-5	0.5-1	1	.	.
22	Ryan Baker	3-3	6	6	12	1.5-7	0.5-5
49	Barkevious Mingo	4-0	6	3	9	3.0-15	1.0-9	.	1	1	.	1	.	.
4	Alfred Blue	4-0	5	4	9
94	Kendrick Adams	4-4	3	5	8	2.5-8	1.5-7	.	1
89	Lavar Edwards	4-0	4	3	7	1.5-6	.	.	1	.	1-0	.	.	.
37	Karnell Hatcher	4-2	6	1	7	.	.	.	1
36	Derrick Bryant	4-0	3	3	6	1.0-1
13	Ron Brooks	4-1	6	.	6	1-0	.	.	.
57	Lamin Barrow	4-1	3	3	6	1.0-5
52	Luke Muncie	4-0	3	2	5	0.5-0	.	.	1
58	Tahj Jones	4-0	3	2	5	0.5-0
6	Craig Loston	4-0	3	2	5	1	.	.
56	Anthony Johnson	4-0	2	2	4	2.5-9	1.0-5
40	Rockey Duplessis	4-0	2	1	3
9F	Ego Ferguson	3-0	2	1	3	.	.	.	1
77	Josh Downs	4-1	.	3	3	0.5-1
31	D.J. Welter	2-0	.	2	2
80	Jarvis Landry	4-0	1	1	2
59	Jermauria Rasco	1-0	2	.	2	1.0-2
87	Chancey Aghayere	3-0	.	2	2
97	Dennis Johnson	3-0	.	2	2
23	Stefoin Francois	4-2	1	1	2	0.5-1
27	Kenny Hilliard	3-0	.	1	1
98	Jordan Allen	1-0	1	.	1
48	Seth Fruge	4-0	1	.	1
30	Drew Alleman	4-0	.	1	1
Total		4	167	116	283	34-107	7-40	6-29	21	4	5-0	5	.	.
Opponents		4	134	208	342	18-52	3-24	1--1	12	.	2-0	4	.	.

2011 LSU Football
LSU Team Game-by-Game (as of Sep 25, 2011)
All games

TEAM STATISTICS

Date	Opponent	Rushing				Receiving				Passing				Kick Returns				Punt Returns				tot off
		no.	yds	td	lg	no.	yds	td	lg	cmp-att-int	yds	td	lg	no.	yds	td	lg	no.	yds	td	lg	
Sep 03	vs Oregon	48	175	3	20	10	98	1	29	10-22-0	98	1	29	4	83	0	25	3	26	0	15	273
Sep 10	NORTHWESTERN ST.	45	175	5	26	17	225	2	43	17-21-0	225	2	43	2	7	0	5	4	26	0	31	400
Sep 15	at Mississippi State	38	148	0	23	21	213	1	31	21-27-1	213	1	31	3	71	0	33	2	-8	0	0	361
Sep 24	at WEST VIRGINIA	41	186	3	22	16	180	3	52	16-28-0	180	3	52	4	165	1	99	3	34	0	12	366
LSU		172	684	11	26	64	716	7	52	64-98-1	716	7	52	13	326	1	99	12	78	0	31	1400
		111	213	3	17	101	943	3	72	101-173-6	943	3	72	28	481	0	28	5	-11	0	8	1156

Games played: 4

Avg per rush: 4.0

Avg per catch: 11.2

Pass efficiency: 148.21

Kick ret avg: 25.1

Punt ret avg: 6.5

All purpose avg/game: 458.2

Total offense avg/gm: 350.0

Date	Opponent	Tackles				Sacks no-yds	Fumble		Pass Defense			Blkd kick	PAT Attempts			saf	pts
		ua	a	total	tfl-yds		ff	fr-yds	int-yds	qbh	brup		kick	rush	rcv		
Sep 03	vs Oregon	42	42	84	6.0-10	0.0-0	3	3-6	1--2	0	6	0	4-5	0	0	0	40
Sep 10	NORTHWESTERN ST.	27	44	71	9.0-28	1.0-3	0	0-0	1-0	3	3	0	7-7	0	0	0	49
Sep 15	at Mississippi State	48	14	62	16.0-65	6.0-37	1	0-0	2-6	1	4	0	1-1	0	0	0	19
Sep 24	at WEST VIRGINIA	50	16	66	3.0-4	0.0-0	1	2--6	2-25	0	8	0	5-6	0	0	0	47
LSU		167	116	283	34.0-107	7.0-40	5	5-0	6-29	4	21	0	17-19	0	0	0	155
		134	208	342	18.0-52	3.0-24	4	2-0	1--1	0	12	0	6-6	0	0	0	57

		Punting									Field Goals			Kickoffs				
Date	Opponent	no.	yds	avg	long	blkd	tb	fc	50+	i20	md-att	long	blkd	no.	yds	avg	tb	ob
Sep 03	vs Oregon	6	248	41.3	58	0	0	1	2	2	2-2	44	0	8	481	60.1	0	0
Sep 10	NORTHWESTERN ST.	3	123	41.0	53	0	0	1	1	2	0-1	0	0	8	500	62.5	0	0
Sep 15	at Mississippi State	4	149	37.2	41	0	1	1	0	1	4-4	42	0	6	322	53.7	0	0
Sep 24	at WEST VIRGINIA	6	292	48.7	60	0	0	2	4	6	0-1	0	0	8	531	66.4	2	0
LSU		19	812	42.7	60	0	1	5	7	11	6-8	44	0	30	1834	61.1	2	0
		23	881	38.3	58	0	1	6	4	3	5-5	44	0	14	830	59.3	1	0

2011 LSU Football
LSU Opponent Game-by-Game (as of Sep 25, 2011)
All games

OPPONENT STATISTICS

Date	Opponent	Rushing				Receiving				Passing				Kick Returns				Punt Returns				tot off
		no.	yds	td	lg	no.	yds	td	lg	cmp-att-int	yds	td	lg	no.	yds	td	lg	no.	yds	td	lg	
Sep 03	vs Oregon	28	95	2	13	31	240	1	18	31-54-1	240	1	18	8	150	0	26	4	-10	0	8	335
Sep 10	NORTHWESTERN ST.	27	-4	0	6	17	99	0	25	17-29-1	99	0	25	8	132	0	28	1	-1	0	0	95
Sep 15	at Mississippi State	34	52	0	15	15	141	0	23	15-25-2	141	0	23	6	99	0	25	0	0	0	0	193
Sep 24	at WEST VIRGINIA	22	70	1	17	38	463	2	72	38-65-2	463	2	72	6	100	0	26	0	0	0	0	533
Opponents		111	213	3	17	101	943	3	72	101-173-6	943	3	72	28	481	0	28	5	-11	0	8	1156
		172	684	11	26	64	716	7	52	64-98-1	716	7	52	13	326	1	99	12	78	0	31	1400

Games played: 4

Avg per rush: 1.9

Avg per catch: 9.3

Pass efficiency: 102.95

Kick ret avg: 17.2

Punt ret avg: -2.2

All purpose avg/game: 406.2

Total offense avg/gm: 289.0

Date	Opponent	Tackles				Sacks no-yds	Fumble		Pass Defense			Blkd kick	PAT Attempts			saf	pts
		ua	a	total	tfl-yds		ff	fr-yds	int-yds	qbh	brup		kick	rush	rcv		
Sep 03	vs Oregon	25	68	93	5.0-10	1.0-6	1	1-0	0-0	0	5	0	3-3	0	0	0	27
Sep 10	NORTHWESTERN ST.	33	56	89	5.0-18	1.0-11	3	1-0	0-0	0	1	0	0-0	0	0	0	3
Sep 15	at Mississippi State	38	44	82	3.0-10	1.0-7	0	0-0	1--1	0	3	0	0-0	0	0	0	6
Sep 24	at WEST VIRGINIA	38	40	78	5.0-14	0.0-0	0	0-0	0-0	0	3	0	3-3	0	0	0	21
Opponents		134	208	342	18.0-52	3.0-24	4	2-0	1--1	0	12	0	6-6	0	0	0	57
		167	116	283	34.0-107	7.0-40	5	5-0	6-29	4	21	0	17-19	0	0	0	155

		Punting									Field Goals			Kickoffs				
Date	Opponent	no.	yds	avg	long	blkd	tb	fc	50+	i20	md-att	long	blkd	no.	yds	avg	tb	ob
Sep 03	vs Oregon	4	189	47.2	53	0	0	1	1	1	2-2	30	0	5	336	67.2	1	0
Sep 10	NORTHWESTERN ST.	7	239	34.1	41	0	0	3	0	1	1-1	44	0	2	69	34.5	0	0
Sep 15	at Mississippi State	6	221	36.8	47	0	1	2	0	1	2-2	42	0	3	188	62.7	0	0
Sep 24	at WEST VIRGINIA	6	232	38.7	58	0	0	0	3	0	0-0	0	0	4	237	59.2	0	0
Opponents		23	881	38.3	58	0	1	6	4	3	5-5	44	0	14	830	59.3	1	0
		19	812	42.7	60	0	1	5	7	11	6-8	44	0	30	1834	61.1	2	0

All games

LSU Inside Opponent Red-Zone

Date	Opponent	Score	Times In RZ	Times Scored	Total Pts	TDs	Rush TDs	Pass TDs	FGs Made	Failed to score inside RZ					
										FGA	Down	Int	Fumb	Half	Game
Sep 03, 2011	vs Oregon	W 40-27	5	5	31	4	3	1	1	0	0	0	0	0	0
Sep 10, 2011	NORTHWESTERN ST.	W 49-3	7	7	49	7	5	2	0	0	0	0	0	0	0
Sep 15, 2011	at Mississippi State	W 19-6	3	3	13	1	0	1	2	0	0	0	0	0	0
Sep 24, 2011	at WEST VIRGINIA	W 47-21	5	4	27	4	2	2	0	1	0	0	0	0	0
Totals			20	19	120	16	10	6	3	1	0	0	0	0	0
19 of 20 (95.0%)															

Opponents Inside LSU Red-Zone

Date	Opponent	Score	Times	Times	Total		Rush	Pass	FGs	Failed to score inside RZ					
			In RZ	Scored	Pts	TDs	TDs	TDs	Made	FGA	Down	Int	Fumb	Half	Game
Sep 03, 2011	vs Oregon	W 40-27	5	5	27	3	2	1	2	0	0	0	0	0	0
Sep 10, 2011	NORTHWESTERN ST.	W 49-3	0	0	0	0	0	0	0	0	0	0	0	0	0
Sep 15, 2011	at Mississippi State	W 19-6	3	2	6	0	0	0	2	0	0	0	0	1	0
Sep 24, 2011	at WEST VIRGINIA	W 47-21	3	3	21	3	1	2	0	0	0	0	0	0	0
Totals			11	10	54	6	3	3	4	0	0	0	0	1	0
10 of 11 (90.9%)															

Player Game-by-Game Statistics

PASSING						
Jarrett Lee	Att	Cmp	Int	Yds	TD	Lng
vs. Oregon	22	10	0	98	1	29
Northwestern State	10	9	0	133	1	43
at Mississippi State	27	21	1	213	1	31
at West Virginia	28	16	0	180	3	52
Kentucky						
Florida						
at Tennessee						
Auburn						
at Alabama						
Western Kentucky						
at Ole Miss						
Arkansas						
TOTALS	87	56	1	624	6	52

Zach Mettenberger	Att	Cmp	Int	Yds	TD	Lng
vs. Oregon	-- DNP --					
Northwestern State	11	8	0	92	1	24
at Mississippi State	-- DNP --					
at West Virginia	0	0	0	0	0	0
Kentucky						
Florida						
at Tennessee						
Auburn						
at Alabama						
Western Kentucky						
at Ole Miss						
Arkansas						
TOTALS	11	8	0	92	1	24

RUSHING						
Spencer Ware	Att	Gn	Ls	Net	TD	Lng
vs. Oregon	26	101	2	99	1	16
Northwestern State	6	20	0	20	2	8
at Mississippi State	22	109	2	107	0	23
at West Virginia	23	97	5	92	0	16
Kentucky						
Florida						
at Tennessee						
Auburn						
at Alabama						
Western Kentucky						
at Ole Miss						
Arkansas						
TOTALS	77	327	9	318	3	23

Michael Ford	Att	Gn	Ls	Net	TD	Lng
vs. Oregon	14	98	2	96	2	20
Northwestern State	13	73	1	72	2	26
at Mississippi State	13	50	0	50	0	11
at West Virginia	12	83	1	82	2	22
Kentucky						
Florida						
at Tennessee						
Auburn						
at Alabama						
Western Kentucky						
at Ole Miss						
Arkansas						
TOTALS	52	304	4	300	6	26

Alfred Blue	Att	Gn	Ls	Net	TD	Lng
vs. Oregon	1	2	0	2	0	2
Northwestern State	15	53	0	53	1	9
at Mississippi State	0	0	0	0	0	0
at West Virginia	2	21	0	21	1	18
Kentucky						
Florida						
at Tennessee						
Auburn						
at Alabama						
Western Kentucky						
at Ole Miss						
Arkansas						
TOTALS	18	76	0	76	2	18

Jahkari Gore	Att	Gn	Ls	Net	TD	Lng
vs. Oregon	-- DNP --					
Northwestern State	7	26	2	24	0	7
at Mississippi State	-- DNP --					
at West Virginia	-- DNP --					
Kentucky						
Florida						
at Tennessee						
Auburn						
at Alabama						
Western Kentucky						
at Ole Miss						
Arkansas						
TOTALS	7	26	2	24	0	7

Terrence McGee	Att	Gn	Ls	Net	TD	Lng
vs. Oregon	-- DNP --					
Northwestern State	-- DNP --					
at Mississippi State	-- DNP --					
at West Virginia	-- DNP --					
Kentucky						
Florida						
at Tennessee						
Auburn						
at Alabama						
Western Kentucky						
at Ole Miss						
Arkansas						
TOTALS	0	0	0	0	0	0

Jarrett Lee	Att	Gn	Ls	Net	TD	Lng
vs. Oregon	2	2	6	-4	0	2
Northwestern State	1	0	11	-11	0	0
at Mississippi State	1	0	7	-7	0	0
at West Virginia	0	0	0	0	0	0
Kentucky						
Florida						
at Tennessee						
Auburn						
at Alabama						
Western Kentucky						
at Ole Miss						
Arkansas						
TOTALS	4	2	23	-23	0	2

Russell Shepard	Att	Gn	Ls	Net	TD	Lng
vs. Oregon	-- DNP --					
Northwestern State	-- DNP --					
at Mississippi State	-- DNP --					
at West Virginia	1	3	0	3	0	3
Kentucky						
Florida						
at Tennessee						
Auburn						
at Alabama						
Western Kentucky						
at Ole Miss						
Arkansas						
TOTALS	1	3	0	3	0	3

Player Game-by-Game Statistics

RECEIVING				
Rueben Randle	Rec	Yds	TD	Lng
vs. Oregon	1	10	1	10
Northwestern State	5	121	0	43
at Mississippi State	6	98	1	31
at West Virginia	6	53	1	16
Kentucky				
Florida				
at Tennessee				
Auburn				
at Alabama				
Western Kentucky				
at Ole Miss				
Arkansas				
TOTALS	18	282	3	43
Russell Shepard	Rec	Yds	TD	Lng
vs. Oregon	-- DNP --			
Northwestern State	-- DNP --			
at Mississippi State	-- DNP --			
at West Virginia	1	16	0	16
Kentucky				
Florida				
at Tennessee				
Auburn				
at Alabama				
Western Kentucky				
at Ole Miss				
Arkansas				
TOTALS	1	16	0	16
James Wright	Rec	Yds	TD	Lng
vs. Oregon	0	0	0	0
Northwestern State	2	20	0	13
at Mississippi State	1	11	0	11
at West Virginia	1	3	0	3
Kentucky				
Florida				
at Tennessee				
Auburn				
at Alabama				
Western Kentucky				
at Ole Miss				
Arkansas				
TOTALS	4	34	0	13
Kadron Boone	Rec	Yds	TD	Lng
vs. Oregon	0	0	0	0
Northwestern State	2	28	1	19
at Mississippi State	1	6	0	6
at West Virginia	1	5	0	5
Kentucky				
Florida				
at Tennessee				
Auburn				
at Alabama				
Western Kentucky				
at Ole Miss				
Arkansas				
TOTALS	4	39	1	19
Odell Beckham, Jr.	Rec	Yds	TD	Lng
vs. Oregon	2	10	0	6
Northwestern State	5	40	0	11
at Mississippi State	8	61	0	13
at West Virginia	2	82	1	52
Kentucky				
Florida				
at Tennessee				
Auburn				
at Alabama				
Western Kentucky				
at Ole Miss				
Arkansas				
TOTALS	17	193	1	52

Deangelo Peterson	Rec	Yds	TD	Lng
vs. Oregon	4	62	0	29
Northwestern State	1	9	1	9
at Mississippi State	0	0	0	0
at West Virginia	1	2	0	2
Kentucky				
Florida				
at Tennessee				
Auburn				
at Alabama				
Western Kentucky				
at Ole Miss				
Arkansas				
TOTALS	6	73	1	29
Chase Clement	Rec	Yds	TD	Lng
vs. Oregon	0	0	0	0
Northwestern State	0	0	0	0
at Mississippi State	0	0	0	0
at West Virginia	1	1	1	1
Kentucky				
Florida				
at Tennessee				
Auburn				
at Alabama				
Western Kentucky				
at Ole Miss				
Arkansas				
TOTALS	1	1	1	1
Jarvis Landry	Rec	Yds	TD	Lng
vs. Oregon	1	3	0	3
Northwestern State	0	0	0	0
at Mississippi State	2	20	0	18
at West Virginia	0	0	0	0
Kentucky				
Florida				
at Tennessee				
Auburn				
at Alabama				
Western Kentucky				
at Ole Miss				
Arkansas				
TOTALS	3	23	0	18
Spencer Ware	Rec	Yds	TD	Lng
vs. Oregon	1	9	0	9
Northwestern State	1	10	0	10
at Mississippi State	0	0	0	0
at West Virginia	3	18	0	11
Kentucky				
Florida				
at Tennessee				
Auburn				
at Alabama				
Western Kentucky				
at Ole Miss				
Arkansas				
TOTALS	5	37	0	11
Michael Ford	Rec	Yds	TD	Lng
vs. Oregon	1	4	0	4
Northwestern State	1	-3	0	0
at Mississippi State	1	6	0	6
at West Virginia	0	0	0	0
Kentucky				
Florida				
at Tennessee				
Auburn				
at Alabama				
Western Kentucky				
at Ole Miss				
Arkansas				
TOTALS	3	7	0	6

Player Game-by-Game Statistics

RETURN YARDAGE

Tyrann Mathieu	Kickoff Returns			Punt Returns		
	No.	Yds	Lng	No.	Yds	Lng
vs. Oregon	0	0	0	3	26	15
Northwestern State	0	0	0	1	3	3
at Mississippi State	0	0	0	2	-8	0
at West Virginia	0	0	0	3	34	12
Kentucky						
Florida						
at Tennessee						
Auburn						
at Alabama						
Western Kentucky						
at Ole Miss						
Arkansas						
TOTALS	0	0	0	9	55	15

Rueben Randle	Kickoff Returns			Punt Returns		
	No.	Yds	Lng	No.	Yds	Lng
vs. Oregon	0	0	0	0	0	0
Northwestern State	0	0	0	1	-8	0
at Mississippi State	0	0	0	0	0	0
at West Virginia	0	0	0	0	0	0
Kentucky						
Florida						
at Tennessee						
Auburn						
at Alabama						
Western Kentucky						
at Ole Miss						
Arkansas						
TOTALS	0	0	0	1	-8	0

Morris Claiborne	Kickoff Returns			Punt Returns		
	No.	Yds	Lng	No.	Yds	Lng
vs. Oregon	4	83	25	0	0	0
Northwestern State	0	0	0	0	0	0
at Mississippi State	2	55	33	0	0	0
at West Virginia	3	154	99*	0	0	0
Kentucky						
Florida						
at Tennessee						
Auburn						
at Alabama						
Western Kentucky						
at Ole Miss						
Arkansas						
TOTALS	9	292	99	0	0	0

Ron Brooks	Kickoff Returns			Punt Returns		
	No.	Yds	Lng	No.	Yds	Lng
vs. Oregon	0	0	0	0	0	0
Northwestern State	0	0	0	0	0	0
at Mississippi State	1	16	16	0	0	0
at West Virginia	0	0	0	0	0	0
Kentucky						
Florida						
at Tennessee						
Auburn						
at Alabama						
Western Kentucky						
at Ole Miss						
Arkansas						
TOTALS	1	16	16	0	0	0

PUNTING

Brad Wing	No.	Yds	Avg	Lng	I-20
vs. Oregon	6	248	41.3	58	2
Northwestern State	-- DNP --				
at Mississippi State	-- DNP --				
at West Virginia	6	292	48.7	60	6
Kentucky					
Florida					
at Tennessee					
Auburn					
at Alabama					
Western Kentucky					
at Ole Miss					
Arkansas					
TOTALS	12	540	45.0	60	8

D.J. Howard	No.	Yds	Avg	Lng	I-20
vs. Oregon	-- DNP --				
Northwestern State	3	123	41.0	53	2
at Mississippi State	4	149	37.2	41	1
at West Virginia	-- DNP --				
Kentucky					
Florida					
at Tennessee					
Auburn					
at Alabama					
Western Kentucky					
at Ole Miss					
Arkansas					
TOTALS	7	272	38.9	53	3

FIELD GOALS

Drew Alleman	Made	Missed
vs. Oregon	44, 32	none
Northwestern State	none	50
at Mississippi State	21, 42, 41, 29 *	none
at West Virginia	none	30
Kentucky		
Florida		
at Tennessee		
Auburn		
at Alabama		
Western Kentucky		
at Ole Miss		
Arkansas		
TOTALS	6-8	50, 30

* - indicates second-most made field goals in school history

PLAYER DEFENSIVE GAME-BY-GAME STATISTICS

Tackles (UT-AT-TOT)	vs. UO	NW	at MSU	at WVU	UK	UF	at UT	AU	at Bama	WKU	at UM	at Ark.	TOTALS
Ken Adams	0-2-2	0-2-2	3-0-3	1-0-1									4-4-8
Chancey Aghayere	0-1-1	0-2-2	DNP	0-0-0									0-3-3
Ryan Baker	1-3-4	DNP	2-1-3	3-2-5									6-6-12
Lamin Barrow	1-1-2	1-2-3	0-0-0	0-0-0									2-3-5
Michael Brockers	3-2-5	1-1-2	4-0-4	0-3-3									8-6-14
Derrick Bryant	0-0-0	0-2-2	0-0-0	2-1-3									2-3-5
Ron Brooks	3-0-3	1-0-1	1-0-1	1-0-1									6-0-6
Morris Claiborne	5-1-6	4-2-6	0-1-1	3-1-4									12-5-17
Josh Downs	0-1-1	0-2-2	0-0-0	0-0-0									0-3-3
Lavar Edwards	2-2-4	0-1-1	2-0-2	0-0-0									4-3-7
Ego Ferguson	0-1-1	0-0-0	0-0-0	2-0-2									2-1-3
Stefoin Francois	0-0-0	1-1-2	0-0-0	0-0-0									1-1-2
Karnell Hatcher	0-0-0	0-1-1	1-0-1	5-0-5									6-1-7
Anthony Johnson	0-1-1	0-0-0	2-0-2	0-1-1									2-2-4
Dennis Johnson	DNP	0-2-2	0-0-0	DNP									0-2-2
Tahj Jones	0-0-0	1-1-2	0-0-0	1-0-1									2-1-3
Bennie Logan	1-3-4	1-2-3	4-1-5	1-1-2									7-7-14
Craig Loston	1-1-2	1-1-2	0-0-0	1-0-1									3-2-5
Tyrann Mathieu	5-5-10	2-2-4	9-1-10	5-1-6									21-9-30
Barkevious Mingo	1-0-1	2-1-3	1-0-1	1-2-3									5-3-8
Kevin Minter	0-4-4	0-3-3	0-3-3	2-2-4									2-12-14
Sam Montgomery	2-2-4	1-4-5	2-0-2	1-0-1									6-6-12
Luke Muncie	1-0-1	1-2-3	1-0-1	0-0-0									3-2-5
Jermauria Rasco	DNP	DNP	DNP	2-0-2									2-0-2
Eric Reid	2-2-4	5-0-5	4-2-6	6-1-7									17-5-22
Tharold Simon	6-2-8	2-0-2	6-2-8	6-0-6									20-4-24
Brandon Taylor	4-5-9	1-3-4	3-1-4	4-1-5									12-10-22
D.J. Welter	DNP	0-2-2	DNP	0-0-0									0-2-2

TFL-Yards	vs. UO	NW	at MSU	at WVU	UK	UF	at UT	AU	at Bama	WKU	at UM	at Ark.	TOTALS
Ken Adams	0.5-1	0.5-0	2.0-15	0-0									3.0-16
Ryan Baker	0-0	0-0	1.5-7	0-0									1.5-7
Michael Brockers	0-0	0.5-1	3.0-7	0-0									3.5-8
Derrick Bryant	0-0	0-0	0-0	1.0-1									1.0-1
Morris Claiborne	0-0	1.0-1	0-0	0-0									1.0-1
Josh Downs	0-0	0.5-1	0-0	0-0									0.5-1
Lavar Edwards	0.5-1	0-0	1.0-5	0-0									1.5-6
Stefoin Francois	0-0	0.5-1	0-0	0-0									0.5-1
Anthony Johnson	0-0	0-0	2.0-9	0-0									2.0-9
Tahj Jones	0-0	0.5-0	0-0	0-0									0.5-0
Bennie Logan	0-0	0-0	3.5-10	0-0									3.5-10
Tyrann Mathieu	0.5-1	1.5-12	1.0-4	1.0-1									4.0-18
Barkevious Mingo	1.0-1	1.0-5	1-9	0-0									3.0-15
Kevin Minter	0.5-1	0-0	0-0	0-0									0.5-1
Sam Montgomery	1.5-3	1.0-2	0-0	0-0									2.5-5
Luke Muncie	0-0	0.5-0	0-0	0-0									0.5-0
Jermauria Rasco	DNP	DNP	DNP	1.0-2									1.0-2
Eric Reid	0-0	1.0-4	0-0	0-0									1.0-4
Tharold Simon	1.0-2	0-0	0-0	0-0									1.0-2
Brandon Taylor	0-0	0.5-1	1.0-3	0-0									1.5-4

Sacks-Yards	vs. UO	NW	at MSU	at WVU	UK	UF	at UT	AU	at Bama	WKU	at UM	at Ark.	TOTALS
Ken Adams	0-0	0-0	1.5-7	0-0									1.5-7
Ryan Baker	0-0	0-0	0.5-5	0-0									0.5-5
Michael Brockers	0-0	0-0	1.0-4	0-0									1.0-4
Anthony Johnson	0-0	0-0	1.0-5	0-0									1.0-5
Bennie Logan	0-0	0-0	1.0-7	0-0									1.0-7
Tyrann Mathieu	0-0	0.5-1	0-0	0-0									0.5-1
Sam Montgomery	0-0	0.5-1	0-0	0-0									0.5-1
Barkevious Mingo	0-0	0-0	1.0-9										1.0-9

SPECIAL TEAMS TACKLES

Tackles (UT-AT-TOT)	vs. UO	NW	at MSU	at WVU	UK	UF	at UT	AU	at Bama	WKU	at UM	Ark.	TOTALS
Drew Alleman	0-1-1	0-0-0	0-0-0	0-0-0									0-1-1
Alfred Blue	0-1-1	2-1-3*	2-0-2	1-0-1									5-2-7
Ron Brooks	0-1-1	0-0-0	0-0-0	0-0-0									0-1-1
Derrick Bryant	0-1-1	1-1-2	0-0-0	0-0-0									1-2-3
Rocky Duplessis	1-1-2	0-0-0	0-0-0	1-0-1									2-1-3
Seth Fruge	0-0-0	0-0-0	0-0-0	1-0-1									2-0-2
Lavar Edwards	0-1-1	0-0-0	0-0-0	0-0-0									0-1-1
Tahj Jones	1-0-1	0-0-0	0-0-0	1-0-1									2-0-2
Jarvis Landry	0-0-0	1-0-1	0-0-0	0-0-0									1-0-1
Craig Loston	1-1-2	0-0-0	0-1-1	1-0-1									2-2-4
Tyrann Mathieu	1-1-2*	0-0-0	1-2-3	1-0-1									3-3-6
Barkevious Mingo	0-0-0	2-0-2	0-0-0	0-0-0									2-0-2
Luke Muncie	0-1-1	0-0-0	0-1-0	0-0-0									0-2-2
Tharold Simon	0-0-0	1-0-1	0-0-0	0-0-0									1-0-1

* - Hester Award of the Week

OFFENSIVE LINE - SNAPS PLAYED

Player	vs. UO	NW	at MSU	at WVU	UK	UF	at UT	AU	at Bama	WKU	at UM	Ark.	TOTALS
Will Blackwell	74	47	44	73									238
Matt Branch	DNP	21	DNP	DNP									21
La'el Collins	DNP	21	DNP	DNP									21
Chris Davenport	DNP	5	DNP	DNP									5
Ben Domingue	DNP	12	DNP	DNP									12
Chris Faulk	74	63	7	45									189
T-Bob Hebert	74	47	69	52									242
Alex Hurst	74	47	69	34									224
P.J. Loneragan	74	56	69	73									272
Greg Shaw	DNP	21	62	67									150
Josh Williford	DNP	DNP	25	21									46

OFFENSIVE LINE - KNOCKDOWNS

Player	vs. UO	NW	at MSU	at WVU	UK	UF	at UT	AU	at Bama	WKU	at UM	Ark.	TOTALS
Will Blackwell	3	7.5	3.5	14									28
Matt Branch	DNP	7	DNP	DNP									7
La'el Collins	DNP	3	DNP	DNP									3
Chris Davenport	DNP	0	DNP	DNP									0
Ben Domingue	DNP	1	DNP	DNP									1
Chris Faulk	6	5	0	8									19
T-Bob Hebert	11	9	6.5	10.5									37
Alex Hurst	5.5	3	6	4									18.5
P.J. Loneragan	14.5	8	4.5	7									34
Greg Shaw	DNP	2	6	9.5									17.5
Josh Williford	DNP	DNP	2	1									3

Game 1

#3/3 Oregon	27
#4/4 LSU	40

Sept. 3, 2011 • Cowboys Stadium • Arlington, Texas • 87,711



No. 4 LSU Shuts Down No. 3 Oregon in Cowboys Classic, 40-27

LSU's defense contained one of the most potent offensive attacks in college football limiting Oregon to just 335 total yards as the fourth-ranked Tigers opened 2011 with an impressive 40-27 victory over the third-ranked Ducks in Cowboys Stadium. While the defense was doing its job, the LSU offense was methodical in its approach, wearing down the Ducks with a steady pounding of sophomore running backs **Spencer Ware** (99 yards, 1 TD) and **Michael Ford** (96 yards, 2 TDs). The duo combined for 195 yards and 3 TDs as the Tigers broke open a tight game at halftime with 17 unanswered points during a 7-minute stretch in the second half. Trailing 6-3 early in the second quarter, LSU DB **Tyrann Mathieu** stripped Oregon's punt returner Kenyon Barner of the ball and then scooped up the fumble and raced three-yards for the score, giving the Tigers a 9-6 advantage. LSU QB **Jarrett Lee** hit **Rueben Randle** with a 10-yard TD pass just before halftime to give the Tigers the lead for good at 16-13. Touchdown runs by Ford and Ware in the third quarter stretched the lead to 30-13 at the 3:03 mark. Oregon pulled to within 33-20 early in the fourth quarter, but a 16-yard TD run by Ford put the game out of reach at 40-20 with just over two minutes left in the contest. LSU held Oregon All-America RB LaMichael James to just 54 yards on 18 carries. Lee finished 10-of-22 for 98 yards and 1 TD.

Scoring					
OREGON	6	7	0	14	- 27
LSU	3	13	14	10	- 40

LSU	2:35	1Q	Alleman 44 FG
ORE	4:14	1Q	Beard 29 FG
ORE	0:42	1Q	Beard 30 FG
LSU	14:43	2Q	Mathieu 3 fumble recovery (Alleman kick failed)
ORE	5:16	2Q	L. James 3 run (Beard kick)
LSU	0:44	2Q	Randle 10 pass from Lee (Alleman Kick)
LSU	6:23	3Q	Ford 5 run (Alleman Kick)
LSU	3:03	3Q	Ware 1 run (Alleman Kick)
LSU	14:07	4Q	Alleman 32 FG
ORE	9:14	4Q	Huff 8 pass from Da. Thomas (Beard Kick)
LSU	2:52	4Q	Ford 16 run (Alleman Kick)
ORE	0:13	4Q	De. Thomas 4 run (Beard Kick)

Team Stats

	UO	LSU
FIRST DOWNS	18	18
RUSHING	5	11
PASSING	12	5
PENALTY	1	2
RUSHING ATTEMPTS	28	48
YARDS GAINED RUSHING	103	206
YARDS LOST RUSHING	8	31
NET YARDS RUSHING	95	175
NET YARDS PASSING	240	98
PASSES ATTEMPTED	54	22
PASSES COMPLETED	31	10
HAD INTERCEPTED	1	0
TOTAL OFFENSIVE PLAYS	82	70
TOTAL NET YARDS	335	273
AVERAGE GAIN PER PLAY	4.1	3.9
FUMBLES/LOST	3/3	3/1
PENALTIES/YARDS	12/95	5/47
INTERCEPTIONS/YARDS	0/0	1/2
PUNTS/YARDS	4/189	6/248
AVERAGE PER PUNT	47.2	41.3
PUNT RETURNS/YARDS	4/10	3/26
KICKOFF RETURNS/YARDS	8/150	5/98
POSSESSION TIME	26:56	33:04
THIRD-DOWN CONVERSIONS	9/19	6/15
FOURTH-DOWN CONVERSIONS	1/2	0/0
SACKS BY	1/6	2/2

LSU

RUSHING	Att.	Gain	Lost	Net	TD	Long
Spencer Ware	26	101	2	99	1	16
Michael Ford	14	98	2	96	2	20
Kenny Hilliard	2	3	0	3	0	3
Alfred Blue	1	2	0	2	0	2
Jarrett Lee	2	2	6	-4	0	2

PASSING	Att.	Comp	Int	Yds	TD	Long	Sacks
Jarrett Lee	10	22	0	98	1	29	1

RECEIVING	No.	Yds.	TD	Long
Deangelo Peterson	4	62	0	29
Odell Beckham, Jr.	2	10	0	6
Rueben Randle	1	10	1	10
Spencer Ware	1	9	0	9
Michael Ford	1	4	0	4
Jarvis Landry	1	3	0	3

PUNTING	No.	Yds.	Avg.	Long	I20
Brad Wing	6	248	41.3	58	2

FIELD GOALS	Att.	Made	Long	KICKS
Drew Alleman	2	2	44	Made 44, 32

Punts			Kickoffs			Intercepted		
No.	Yds.	Lg.	No.	Yds.	Lg.	No.	Yds.	Lg.
Tyrann Mathieu	3	26	15	0	0	0	0	0
Rueben Randle	0	0	0	1	-1	0	0	0
Morris Claiborne	0	0	0	4	99	39	0	0
Tharold Simon	0	0	0	0	0	0	1	-2

OREGON

RUSHING	Att.	Gain	Lost	Net	TD	Long
LaMichael James	18	57	3	54	1	13
DeAnthony Thomas	4	22	0	22	1	5
Darron Thomas	2	12	0	12	0	8
Kenjon Barner	4	12	5	7	0	8

PASSING	Att.	Comp	Int.	Yds.	TD	Long	Sacks
Darron Thomas	31	54	1	240	1	18	0

RECEIVING	No.	Yds.	TD	Long
Lavasier Tuinei	7	47	0	12
LaMichael James	6	61	0	16
DeAnthony Thomas	6	47	0	18
Josh Huff	5	28	1	14
David Paulson	3	21	0	8
Justin Hoffman	2	22	0	14
Kenjon Barner	1	9	0	9
Will Murphy	1	5	0	5

PUNTING	No.	Yds.	Avg.	Long	I20
Jackson Rice	4	189	47.2	53	1

FIELD GOALS	Att.	Made	Long	KICKS
Rob Beard	2	2	30	made 29, 30

Punts			Kickoffs			Intercepted		
No.	Yds.	Lg.	No.	Yds.	Lg.	No.	Yds.	Lg.
Kenjon Barner	3	-6	8	4	65	26	0	0
LaMichael James	1	-4	0	1	21	21	0	0
Josh Huff	0	0	0	1	11	11	0	0
DeAnthony Thomas	0	0	0	2	53	25	0	0

Game 2

Northwestern State	3
#2/3 LSU	49

Sept. 10, 2011 • Tiger Stadium • Baton Rouge, La. • 92,405



LSU

RUSHING

	Att.	Gain	Lost	Net	TD	Long
Michael Ford	13	73	1	72	2	26
Alfred Blue	15	53	0	53	1	9
Jakhari Gore	7	26	2	24	0	7
Spencer Ware	6	20	0	20	2	8
Odell Beckham, Jr.	1	15	0	15	0	15

PASSING

	Att.	Comp	Int	Yds	TD	Long	Sacks
Jarrett Lee	10	9	0	133	1	43	1
Zach Mettenberger	11	8	0	92	1	24	0

RECEIVING

	No.	Yds.	TD	Long
Rueben Randle	5	121	0	43
Odell Beckham, Jr.	5	40	0	11
Kadron Boone	2	28	1	19
James Wright	2	20	0	13
Spencer Ware	1	10	0	10
Deangelo Peterson	1	9	1	9

PUNTING

	No.	Yds.	Avg.	Long	I20
D.J. Howard	3	123	41	53	2

FIELD GOALS

	Att.	Made	Long	KICKS
Drew Alleman	1	0	0	Missed: 50

Punts				Kickoffs			Intercepted		
	No.	Yds.	Lg.	No.	Yds.	Lg.	No.	Yds.	Lg.
ALL RETURNS									
Rueben Randle	1	-8	0	0	0	0	0	0	0
Tyrann Matheiu	1	3	3	0	0	0	0	0	0
Odell Beckham, Jr.	1	0	0	0	0	0	0	0	0
Jarvis Landry	1	31	31	0	0	0	0	0	0
Deangelo Peterson	0	0	0	1	5	5	0	0	0
Michael Brockers	0	0	0	0	0	0	1	0	0
Mitch Joseph	0	0	0	1	2	2	0	0	0

NORTHWESTERN STATE

RUSHING

	Att.	Gain	Lost	Net	TD	Long
Sterling Endsley	4	9	1	8	0	5
Rumeall Morris	9	11	5	6	0	5
D.J. Palmer	3	6	0	6	0	6
Justin Aldredge	1	1	0	1	0	1

PASSING

	Att.	Comp	Int.	Yds.	TD	Long	Sacks
Brad Henderson	26	16	1	74	0	17	1
Don Canyon	3	1	0	25	0	25	0

RECEIVING

	No.	Yds.	TD	Long
Justin Aldredge	7	58	0	25
T.C. Henry	2	22	0	17
Sidney Riley	2	6	0	4
Trevor Eikman	1	9	0	9
Louis Hollier	1	5	0	5
D.J. Palmer	1	3	0	3
Phillip Harvey	1	1	0	1

PUNTING

	No.	Yds.	Avg.	Long	I20
Nic Russo	7	239	34.1	41	1

FIELD GOALS

	Att.	Made	Long	KICKS
John Shaughnessy	1	44	44	Made: 44

Punts				Kickoffs			Intercepted		
	No.	Yds.	Lg.	No.	Yds.	Lg.	No.	Yds.	Lg.
ALL RETURNS									
Kevin Shief	1	-1	0	2	33	17	0	0	0
Phillip Harvey	0	0	0	6	99	28	0	0	0

Tiger Defense Stifles Northwestern State in 49-3 Rout

LSU put together another outstanding defensive outing - limiting Northwestern State to just 95 total yards - and the Tiger offense scored touchdowns on seven of 12 possessions in a 49-3 win over the Demons in Tiger Stadium. The win was the 35th straight non-conference regular-season victory for the Tigers. LSU never trailed in the contest, scoring on its first possession when **Jarrett Lee** connected with **Deangelo Peterson** on a 9-yard TD pass. The Demons cut the margin to 7-3 early in the second quarter, but the Tigers responded with TDs on three of their next four possessions to take a 28-3 lead at halftime. **Zach Mettenberger** started the second half for LSU and completed 8-of-11 passes for 92 yards and 1 TD in his first action as a Tiger. **Michael Ford** led the Tigers in rushing with 72 yards and a pair of scores, while **Alfred Blue** added 53 yards and 1 TD as the Tigers grounded out 175 rushing yards. Mettenberger and Lee combined to complete 17 of 21 passes for 225 yards and a pair of TDs as LSU's offense accounted for 400 total yards. Defensively, the Tigers held the Demons to minus-4 rushing yards on 27 attempts. It's the first time since 1982 that an LSU defense held an opponent to negative rushing yards (Ole Miss, minus-50 yards, 1982). **Morris Claiborne** led the LSU defense with 6 tackles as the Tigers had 12 players account for a tackle for loss in the game.

Scoring

NSU	0	3	0	0	- 3
LSU	7	21	14	7	- 49

LSU	8:03	1Q	De. Peterson 9 pass from Lee (Alleman Kick)
NSU	14:00	2Q	Shaughnessy 44 FG
LSU	9:50	2Q	Ware 1 run (Alleman Kick)
LSU	8:33	2Q	Ware 6 run (Alleman Kick)
LSU	0:20	2Q	Ford 3 run (Alleman Kick)
LSU	12:39	3Q	Ford 7 run (Alleman Kick)
LSU	2:36	3Q	Blue 4 run (Alleman Kick)
LSU	7:36	4Q	Boone 19 pass from Mettenberger (Alleman Kick)

Team Stats

	NSU	LSU
FIRST DOWNS	6	23
RUSHING	2	11
PASSING	3	11
PENALTY	1	1
RUSHING ATTEMPTS	27	45
YARDS GAINED RUSHING	34	190
YARDS LOST RUSHING	28	15
NET YARDS RUSHING	-4	175
NET YARDS PASSING	95	225
PASSES ATTEMPTED	29	21
PASSES COMPLETED	17	17
HAD INTERCEPTED	1	0
TOTAL OFFENSIVE PLAYS	56	66
TOTAL NET YARDS	95	400
AVERAGE GAIN PER PLAY	1.7	6.1
FUMBLES/LOST	4/0	3/1
PENALTIES/YARDS	5/40	7/51
INTERCEPTIONS/YARDS	0/0	1/0
PUNTS/YARDS	7/239	3/123
AVERAGE PER PUNT	34.1	41.0
PUNT RETURNS/YARDS	1/1	4/26
KICKOFF RETURNS/YARDS	8/132	2/7
POSSESSION TIME	29:07	30:53
THIRD-DOWN CONVERSIONS	2/16	9/13
FOURTH-DOWN CONVERSIONS	1/3	0/0
SACKS BY	1/11	1/3

Game 3

#3 LSU	19
#25 Mississippi State	6



Sept. 15, 2011 • Davis Wade Stadium • Starkville, Miss. • 56,924

Tigers Score 13 Unanswered To Put Away No. 25 Mississippi State on Thursday

LSU's defense held Mississippi State to nearly 400 yards below its season average as the third-ranked Tigers used a methodical offensive effort to post a 19-6 Thursday night win over the Bulldogs in Starkville. LSU never trailed in the contest, taking a 3-0 lead midway through the first quarter on a 21-yard **Drew Alleman** field goal. Mississippi State tied the game at 3-3 on its next possession before another Alleman field goal just before halftime gave the Tigers a 6-3 lead at the break. The Bulldogs tied the game at 6-6 late in the third quarter, before the Tigers closed the game with 13 unanswered points for the victory. First, Alleman broke the tie with a 41-yard field goal with 1:46 left in the third quarter and then **Jarrett Lee** connected with **Rueben Randle** on a 19-yard TD pass at the 11:56 mark in the fourth quarter to put the Tigers up by 10 at 16-6. Alleman closed the scoring with another field goal at the 2:53 mark. For the game, LSU's defense recorded 15 tackles for losses and five sacks in holding the Bulldogs to just 52 rushing yards and 193 total yards. On 11 possessions, LSU's defense forced a 3-and-out or a turnover seven times. Offensively, Lee completed 21-of-27 passes for 213 yards and one score, while **Spencer Ware** rushed for 107 yards to lead the Tigers rushing attack. LSU finished with 361 yards of total offense (148 rushing, 213 passing) as the Tigers had nearly 38 minutes of possession time.

Scoring

LSU	3	3	3	10	- 19
MSU	3	0	3	0	- 6

LSU	5:42	1Q	Alleman 21 FG
MSU	0:04	1Q	DePasquale 26 FG
LSU	1:18	2Q	Alleman 42 FG
MSU	5:26	3Q	DePasquale 42 FG
LSU	1:46	3Q	Alleman 41 FG
LSU	11:56	4Q	Randle 19 pass from Lee (Alleman Kick)
LSU	2:53	4Q	Alleman 29 FG

Team Stats

	LSU	MSU
FIRST DOWNS	21	13
RUSHING	8	4
PASSING	11	7
PENALTY	2	2
RUSHING ATTEMPTS	38	34
YARDS GAINED RUSHING	159	109
YARDS LOST RUSHING	11	57
NET YARDS RUSHING	148	52
NET YARDS PASSING	213	141
PASSES ATTEMPTED	27	25
PASSES COMPLETED	21	15
HAD INTERCEPTED	1	2
TOTAL OFFENSIVE PLAYS	65	59
TOTAL NET YARDS	361	193
AVERAGE GAIN PER PLAY	5.6	3.3
FUMBLES/LOST	0/0	2/0
PENALTIES/YARDS	9/83	6/46
INTERCEPTIONS/YARDS	2/6	1/1
PUNTS/YARDS	4/149	6/221
AVERAGE PER PUNT	37.2	36.8
PUNT RETURNS/YARDS	2/8	0/0
KICKOFF RETURNS/YARDS	3/71	6/99
POSSESSION TIME	37:50	22:10
THIRD-DOWN CONVERSIONS	4/12	6/14
FOURTH-DOWN CONVERSIONS	0/0	0/0
SACKS BY	4/25	1/7

LSU

RUSHING	Att.	Gain	Lost	Net	TD	Long
Spencer Ware	22	109	2	107	0	23
Michael Ford	13	50	0	50	0	11
J.C. Copeland	1	0	0	0	0	0

PASSING

	Att.	Comp	Int	Yds	TD	Long	Sacks
Jarrett Lee	27	21	1	213	1	31	1

RECEIVING

	No.	Yds.	TD	Long
Odell Beckham, Jr.	8	61	0	13
Rueben Randle	6	98	1	31
Jarvis Landry	2	20	0	18
James Wright	1	11	0	11
Mitch Joseph	1	7	0	7
Kadron Boone	1	6	0	6
Michael Ford	1	6	0	6
Kenny Hilliard	1	4	0	4

PUNTING

	No.	Yds.	Avg.	Long	I20	TB
D.J. Howard	4	149	37.2	41	1	1

FIELD GOALS

	Att.	Made	Long	KICKS
Drew Alleman	4	4	41	Made: 21, 42, 41, 29

	Punts			Kickoffs			Intercepted		
	No.	Yds.	Lg.	No.	Yds.	Lg.	No.	Yds.	Lg.
ALL RETURNS									
Tyrann Mathieu	2	-8	0	0	0	0	0	0	0
Morris Claiborne	0	0	0	2	55	33	2	6	6
Ron Brooks	0	0	0	1	16	16	0	0	0

MISSISSIPPI STATE

RUSHING	Att.	Gain	Lost	Net	TD	Long
Vick Ballard	10	44	6	38	0	12
Chris Relf	16	38	28	10	0	14
Robert Elliott	1	9	0	9	0	9
LaDarius Perkins	4	15	8	7	0	15
Tyler Russell	3	3	15	-12	0	3

PASSING

	Att.	Comp	Int.	Yds.	TD	Long	Sacks
Chris Relf	17	11	1	96	0	19	3
Tyler Russell	8	4	1	45	0	23	1

RECEIVING

	No.	Yds.	TD	Long
Marcus Green	3	46	0	23
Vick Ballard	3	32	0	14
LaDarius Perkins	3	2	0	3
Chris Smith	2	21	0	18
Chad Bumphis	2	7	0	5
Malcolm Johnson	1	22	0	22
Arceto Clark	1	11	0	11

PUNTING

	No.	Yds.	Avg.	Long	I20
Baker Swedenburg	6	221	36.8	47	1

FIELD GOALS

	Att.	Made	Long	KICKS
Derek DePasquale	2	2	42	Made: 26, 42

	Punts			Kickoffs			Intercepted		
	No.	Yds.	Lg.	No.	Yds.	Lg.	No.	Yds.	Lg.
ALL RETURNS									
LaDarius Perkins	0	0	0	3	53	20	0	0	0
Johnathan Banks	0	0	0	0	0	0	1	-1	1
Jameon Lewis	0	0	0	2	46	25	0	0	0
Adrian Marcus	0	0	0	1	0	0	0	0	0

Game 4

#2/3 LSU	47
#16 West Virginia	21



Sept. 24, 2011 • Milan Puskar Stadium • Morgantown, W. Va. • 62,056

Jarrett Lee Throws For Three Touchdowns As LSU Rolls Over West Virginia

Jarrett Lee threw for three TD passes as the Tigers rode a balanced offensive attack to post their third win over a top 25 team with a 47-21 victory over 16th-ranked West Virginia in Morgantown. LSU won despite a record-setting passing night by the Mountaineers as they set school records for completions (38) and passing yards (463). LSU wasted little time in jumping on the Mountaineers, scoring on an 11-yard TD pass from Lee to **Rueben Randle** on its first possession. LSU stretched the lead to 13-0 following a 22-yard TD run by **Michael Ford**. WVU countered with a score, but the Tigers closed the half with 14 straight points to take a 27-7 lead at halftime. **Odell Beckham Jr.** caught a 52-yard TD pass from Lee for a 20-7 lead and then a defensive highlight reel play from **Tyrann Mathieu** – on a corner blitz he intercepted a pass that he batted backwards into the air – putting the Tigers at the 1-yard line with less than a minute to go before halftime. LSU scored two plays later for a 27-7 advantage. The Tigers appeared to be on their way to putting the game away on their first possession of the second half, however, a dropped TD pass and then a missed field goal gave WVU new life. The Mountaineers responded with two quick TDs to cut the deficit to 27-21 late in the third quarter. LSU regained the moment on the ensuing kickoff as **Morris Claiborne** raced 99 yards for a TD giving the Tigers a 33-21 cushion. From there it was all LSU as the Tigers tacked on two fourth quarter TDs for the 47-21 victory. The Tigers forced four turnovers, converting TDs on three of those. **Spencer Ware** led the Tigers with 92 yards on a23 carries, while Ford added 82 yards and 2 TDs on 12 attempts. Lee connected on 16-of-28 passes for 180 yards and a season-best three scores.

Scoring					
LSU	13	14	7	13	- 47
WVU	0	7	14	0	- 21
LSU	10:05	1Q	Randle 11 pass from Lee (Alleman kick)		
LSU	1:49	1Q	Ford 22 run (TEAM rush fumbled)		
WVU	12:30	2Q	Bailey 20 pass from Geno Smith (Bitancurt kick)		
LSU	6:57	2Q	Beckham 52 pass from Lee (Alleman kck)		
LSU	00:27	2Q	Clement 1 pass from Lee (Alleman kick)		
WVU	8:40	3Q	Urban 12 pass from Geno Smith (Bitancurt kick)		
WVU	1:16	3Q	D. Garrison 1 run (Bitancurt kick)		
LSU	9:55	4Q	Ford 15 run (Lee pass failed)		
LSU	3:03	4Q	Blue 18 run (Alleman kick)		

Team Stats

	WVU	LSU
FIRST DOWNS	19	28
RUSHING	9	3
PASSING	8	23
PENALTY	2	2
RUSHING ATTEMPTS	41	22
YARDS GAINED RUSHING	204	78
YARDS LOST RUSHING	18	8
NET YARDS RUSHING	186	70
NET YARDS PASSING	180	463
PASSES ATTEMPTED	28	65
PASSES COMPLETED	16	38
HAD INTERCEPTED	0	2
TOTAL OFFENSIVE PLAYS	69	87
TOTAL NET YARDS	366	533
AVERAGE GAIN PER PLAY	5.3	6.1
FUMBLES/LOST	1/0	3/2
PENALTIES/YARDS	5/45	10/73
INTERCEPTIONS/YARDS	2/25	0/0
PUNTS/YARDS	6/292	6/232
AVERAGE PER PUNT	48.7	38.7
PUNT RETURNS/YARDS	3/34	0/0
KICKOFF RETURNS/YARDS	4/165	6/100
POSSESSION TIME	33:22	26:38
THIRD-DOWN CONVERSIONS	8/16	7/17
FOURTH-DOWN CONVERSIONS	0/0	1/2
SACKS BY	0/0	0/0

LSU

RUSHING	Att.	Gain	Lost	Net	TD	Long
Spencer Ware	23	97	5	92	0	16
Michael Ford	12	83	1	82	2	22
Alfred Blue	2	21	0	21	1	18
Russell Sheppard	1	3	0	3	0	3

PASSING	Att.	Comp	Int	Yds	TD	Long	Sacks
Jarrett Lee	28	16	0	180	3	52	0

RECEIVING	No.	Yds.	TD	Long
Rueben Randle	6	53	1	16
Spencer Ware	3	18	0	11
Odell Beckham	2	82	1	52
Russell Sheppard	1	16	0	16
Kadron Boone	1	5	0	5
James Wright	1	3	0	3
Chase Clement	1	1	1	1
Deangelo Peterson	1	2	0	2

PUNTING	No.	Yds.	Avg.	Long	I20	TB
Brad Wing	6	292	48.7	60	6	0

FIELD GOALS	Att.	Made	Long
Drew Alleman	1	0	Missed: 30

ALL RETURNS	Punts			Kickoffs			Intercepted		
	No.	Yds.	Lg.	No.	Yds.	Lg.	No.	Yds.	Lg.
Morris Claiborne	0	0	0	3	154	99	0	0	0
Tyrann Mathieu	3	34	12	0	0	0	1	16	16
Brandon Taylor	0	0	0	0	0	0	1	9	9
Jarvis Landry	0	0	0	1	11	11	0	0	0

WEST VIRGINIA

RUSHING	Att.	Gain	Lost	Net	TD	Long
Dustin Garrison	10	48	2	46	1	17
Shawne Alston	4	14	0	14	0	7
Vernard Roberts	5	9	0	9	0	4
Geno Smith	2	7	2	5	0	7

PASSING	Att.	Comp	Int.	Yds.	TD	Long	Sacks
Geno Smith	65	38	2	463	2	72	0

RECEIVING	No.	Yds.	TD	Long
Tavon Austin	11	187	9	72
Stedman Bailey	8	115	1	20
Ivan McCartney	6	59	0	20
Dustin Garrison	4	26	0	19
Tyler Urban	3	33	1	16
Brad Starks	3	24	0	10
Devon Brown	1	10	0	10
Willie Milhouse	1	8	0	8
Vernard Roberts	1	1	0	1

PUNTING	No.	Yds.	Avg.	Long	I20	TB
Corey Smith	6	232	38.7	58	0	0

FIELD GOALS	Att.	Made	Long
none			

ALL RETURNS	Punts			Kickoffs			Intercepted		
	No.	Yds.	Lg.	No.	Yds.	Lg.	No.	Yds.	Lg.
Tavon Austin	0	0	0	6	100	26	0	0	0