

2010 FLORIDA FOOTBALL

SEC Champions: 1991 ♦ 1993 ♦ 1994 ♦ 1995 ♦ 1996 ♦ 2000 ♦ 2006 ♦ 2008

National Champions: 1996 ♦ 2006 ♦ 2008



4-1, 2-1 SEC

FLORIDA AND LSU SET TO FACE OFF IN THE SWAMP

Ben Hill Griffin Stadium at Florida Field (88,548) - Gainesville, Fla.

October 9, 2010 - 7:30 p.m. ET



5-0, 2-0 SEC

Release Date: Sunday, October 3, 2010

THE STORYLINE

Florida welcomes LSU to The Swamp. The Gators hold a 4-1 (2-1 SEC) record following their 31-6 road loss to top-ranked Alabama, while LSU sits at 5-0 (2-0 SEC) after edging Tennessee at home, 16-14.

It marks the 57th meeting in series history with UF holding a 30-23-3 advantage all-time. Florida is 3-2 against the Tigers under head coach Urban Meyer, including a 13-3 win at LSU last season.

Florida brings winning streaks of 12 home games and seven SEC home games into the contest.

LAST TIME OUT

Florida's four turnovers, including three inside Alabama's 30-yard line, proved costly as the Gators fell, 31-6, on the road to top-ranked Alabama. The Crimson Tide scored 21 points off Florida's turnovers.

Florida out-gained Alabama, 281-273, but could not make up for the field position that Alabama received on its four scoring drives to open the game, in which UA started on average at its own 45-yard drive.

Alabama took a 24-3 lead into halftime after UF's Chas Henry kicked a 39-yard field goal on his first career attempt.

Henry added another field goal on Florida's first possession of the second half, but Alabama extended its lead later in the third as C.J. Mosley returned an interception 35 yards for a touchdown, the first pick-six thrown in John Brantley's career.

Over the last 36 minutes of the game, the Florida defense did not allow Alabama to run a play in Florida territory, as UA started its final six drives from its own 13-yard line on average. Only one of those six drives went longer than 17 yards. For the game, Florida held the ball for 32:50, including 12:29 in the third quarter.



QB John Brantley

-DID YOU KNOW?-

-Since 1996, no player has recorded a better single-game punting average (min. two punts) than Chas Henry's 62.3-yard average against Alabama while also converting multiple field goals in the same game.

-2010 SCHEDULE-

Sept. 4	MIAMI UNIVERSITY	W	34-12
Sept. 11	USF	W	38-14
Sept. 18	at Tennessee*	W	31-17
Sept. 25	KENTUCKY*	W	48-14
Oct. 2	at Alabama*	L	6-31
Oct. 9	LSU*	ESPN	7:30 p.m.
Oct. 16	MISSISSIPPI STATE* (HC)		TBA
Oct. 23	Bye Week		
Oct. 30	Georgia* (at Jacksonville)	CBS	3:30 p.m.
Nov. 6	at Vanderbilt*		TBA
Nov. 13	SOUTH CAROLINA*		TBA
Nov. 20	APPALACHIAN STATE		TBA
Nov. 27	at Florida State		TBA

*SEC game

All times Eastern

Follow Florida football on Twitter:

@CoachUrbanMeyer and @GatorZoneFB.

RANKINGS

Rankings (AP/Coaches): UF (14/TBA); LSU (12/TBA)

-Florida has been ranked in every poll under head coach Urban Meyer, including 62 times in the top 10.

-Finishing No. 3 in both the AP and Coaches' Polls last season, Florida is the only school in the nation to finish in the top three in three of the past four seasons. The Gators have seven top-three finishes in school history.

GAME BROADCASTS

Television: The game will air on ESPN, called by Joe Tessitore (play-by-play), Todd Blackledge (analyst) and Holly Rowe (sideline). Sun Sports will re-air the game at 8:30 a.m. on Sunday, Oct. 10, on Sun Sports' "Breakfast with the Gators" presented by Regions and again on Tuesday, Oct. 12, at 11 p.m., with David Steele (play-by-play), Nat Moore (analyst) and Brady Ackerman (sideline) calling the action.

Radio: The team of Mick Hubert (play-by-play), Lee McGriff (analyst) and Brady Ackerman (sideline) will broadcast the contest on the Gator Radio Network. Scot Brantley and Travis McGriff co-host the pre-game show, which begins two hours before kickoff. A 60-minute post-game show will also air following the game's conclusion. The Gator Radio Network broadcast will also be available on Sirius 220 and XM 199. Westwood One will broadcast the game nationally with Brad Sham (play-by-play) and Eddie George (analyst) calling the action.

TOP INDIVIDUAL LEADERS

-RUSHING-

Florida	G	Att.	Net	Avg.	TD	YPG
Demps	5	64	414	6.5	2	82.8
Gillislee	5	25	149	6.0	3	29.8

LSU	G	Att.	Net	Avg.	TD	YPG
Ridley	5	97	557	5.7	4	111.4
Jo. Jefferson	5	47	189	4.0	2	37.8

-PASSING-

Florida	C-A-I	Pct.	Yds.	TD	YPG
Brantley	89-145-3	61.4	902	6	180.4
Burton	1-2-1	50.0	42	0	8.4

LSU	C-A-I	Pct.	Yds.	TD	YPG
Jo. Jefferson	46-89-6	51.7	449	2	89.8
Lee	18-25-1	72.0	206	0	51.5

-RECEIVING-

Florida	G	Rec.	Yds.	Avg.	TD	YPG
Thompson	5	21	308	14.7	0	61.6
Moore	5	13	166	12.8	1	33.2

LSU	G	Rec.	Yds.	Avg.	TD	YPG
Randle	5	18	242	13.4	1	48.4
Toliver	5	14	148	10.6	0	29.6

-DEFENSE-

Florida	UT-AT-TT	TFL	S	INT	FF	FR
Black	25-12-37	2.5	0	3	1	0
Je. Jenkins	15-14-29	2.0	1	0	0	0

LSU	UT-AT-TT	TFL	S	INT	FF	FR
Sheppard	17-31-48	4.5	1.5	0	0	0
Baker	11-16-27	5.5	2	0	0	0

LAST FIVE MEETINGS

2009 UF 13 LSU 3

(Baton Rouge) In front of a record crowd of 93,129 at Tiger Stadium, the No. 1 Gators took down No. 4 LSU, 13-3, snapping the Tigers' Saturday night 32-game winning streak. UF held the hosts to just 162 yards of total offense.

2008 UF 51 LSU 21

(Gainesville) The Gators knocked off the defending national champions behind a stellar defense and 475 yards of offense, including 265 yards rushing. Percy Harvin had 112 yards receiving and two touchdowns, Jeff Demps ran for 129 yards and one score and Brandon Spikes had the first two interceptions of his career, highlighted by a 52-yard TD return in the fourth quarter. Tim Tebow was 14-for-21 for 210 yards and two TDs passing and also scored on the ground.

2007 LSU 28 UF 24

(Baton Rouge) LSU's Jacob Hester scored on a two-yard touchdown run with 1:09 remaining to lift the Tigers to the victory. The hosts trailed, 24-14, entering the fourth quarter.

2006 UF 23 LSU 10

(Gainesville) Tim Tebow threw the first two touchdown passes of his career and the UF defense collected three interceptions, two by cornerback Ryan Smith, recovered two fumbles and tallied a safety. It was the Gators' 18th-straight Homecoming victory.

2005 LSU 21 UF 17

(Baton Rouge) Tiger quarterback JaMarcus Russell was 14-for-22 for 236 yards and two TDs and running back Joseph Addai gained 156 yards on 32 carries, highlighted by a three-yard touchdown run with 12:35 remaining in the game to seal the win.

SERIES HISTORY

Series: Florida leads, 30-23-3

At Gainesville: Florida leads, 14-10-3

At Baton Rouge: Florida leads, 16-13

At Neutral Sites: None

Streak: Florida has won 2

Last 10 Games: Florida leads, 6-4

	W/L	UF	LSU	Rank (UF/LSU)
†1937	L	0	19	
†1941	L	7	10	
*1953	T	21	21	NR/14
†1954	L	7	20	18/NR
*1955	W	18	14	
†1956	W	21	6	
*1957	W	22	14	NR/10
†1958	L	7	10	NR/3
*1959	L	0	9	NR/1
†1960	W	13	10	
*1961	L	0	23	NR/7
†1962	L	0	23	NR/6
*1963	L	0	14	
†1964	W	20	6	
*1965	W	14	7	NR/5
†1966	W	28	7	8/NR
*1967	L	6	37	
†1971	L	7	48	NR/16
*1972	T	3	3	NR/8
†1973	L	3	24	NR/10
*1974	W	24	14	13/NR
†1975	W	34	6	20/NR
*1976	W	28	23	19/11
†1977	L	14	36	9/NR
*1978	L	21	34	NR/11
†1979	L	3	20	NR/17
*1980	L	7	24	19/NR
†1981	W	24	10	
*1982	L	13	24	4/NR
†1983	W	31	17	12/16
*1984	T	21	21	
†1985	W	20	0	11/8
*1986	L	17	28	NR/18
†1987	L	10	13	19/7
*1988	W	19	6	17/14
†1989	W	16	13	
*1990	W	34	8	10/NR
†1991	W	16	0	13/NR
*1992	W	28	21	23/NR
†1993	W	58	3	5/NR
*1994	W	42	18	1/NR
†1995	W	28	10	3/21
*1996	W	56	13	1/12
†1997	L	21	28	1/14
*1998	W	22	10	6/11
†1999	W	31	10	8/NR
*2000	W	41	9	12/NR
†2001	W	44	15	2/18
*2002	L	7	36	16/18
†2003	W	19	7	NR/6
*2004	L	21	24	12/24
†2005	L	17	21	11/10
*2006	W	23	10	5/9
†2007	L	24	28	9/1
*2008	W	51	21	12/3
†2009	W	13	3	1/4

†Baton Rouge
*Gainesville

HEAD COACHES

Urban Meyer

Record at Florida: 61-11 (.847)

Overall Record: 100-19 (.840)

Seasons at Florida/Overall: 6/10

Les Miles

Record at LSU: 56-15 (.789)

Overall Record: 84-36 (.700)

Seasons at LSU/Overall: 6/10

SITUATIONAL RECORDS UNDER COACH MEYER

Since 2005, Florida's record when...

Opponent scores < 21	51-2
Rushing for 150+ yards	43-3
Rushing for < 150 yards	17-8
Rushing for 100+ yards	54-8
Rushing for < 100 yards	7-3
Opp. rushes for < 100 yards	43-1
Back rushes for 100+ yards	17-1
Out-rushing opponent	59-5
Out-rushed by opponent	2-6
Scoring first	46-1
Opponent scores first	15-10
Leading at the half	54-3

Tied at the half	3-3
Trailing at the half	4-5
Blocking a punt	14-0
Opp. is unranked at game time	42-3
Playing in the state of Florida	43-4
Playing in Gainesville	35-2
Playing in Jacksonville	4-1
Playing in Miami	1-0
Playing in Orlando	0-1
Playing in Tallahassee	2-0
Playing in Tampa	1-0

FROM LAST GAME

-Florida out-gained Alabama, 281-273, and has put up more or equal yards against all five opponents.

-The Gators won the time of possession battle, 32:50-27:10, including 12:29 in the third quarter. It was the fourth game this season in which UF has held the ball for 10-plus minutes in a single quarter.

-After Alabama generated 24 points on its first four drives with an average starting position of its 45-yard line, the Tide started its final six drives on average at its own 13-yard line and scored zero points.

-DEFENSE-

-The Gator defense held Alabama, which came into the game averaging 512 yards of offense, to 273 yards.

-Florida allowed Greg McElroy to a season-low 84 yards passing, his lowest output since Nov. 21, 2009, vs. Chattanooga when he played just one half. It was the second-lowest total of McElroy's career.

-In his first two games of the season, Mark Ingram averaged 154 rushing yards per game, while the Gators held him to 47 yards on 12 carries (3.9 avg.). Trent Richardson was averaging 89 yards per game and managed 63 against UF.

-Florida's secondary limited Julio Jones to four receptions for 19 yards, the fourth-lowest yardage output of Jones' career.

-OFFENSE-

-Florida went 1-for-4 in the red zone with one field goal. UF came into the game scoring on 15 consecutive red zone trips, including 14 touchdowns.

-John Brantley completed passes of over 20 yards to Andre Debose (26), Deonte Thompson (24) and Trey Burton (21)

-The offensive line permitted one sack in the game and has allowed four in five games this season.

-Both of Carl Moore's receptions went for first downs, including a fourth-down catch in the second quarter and a third-down grab in the third quarter.

-Andre Debose led the Gators with 75 all-purpose yards, including 45 on kick returns and 30 receiving.

-SPECIAL TEAMS-

-Chas Henry handled punting and field goal duties, performing exceptionally in both categories. He converted field goal attempts of 39 and 21 yards, the first tries of his career.

-Henry also punted three times for an average of 62.3 yards with all three punts traveling over 50 yards, including a 2010 SEC-best 75-yard punt.

-True freshman Brad Phillips handled kickoff duties for UF, becoming the 17th true freshman to appear in a game for Florida this year.

-Redshirt freshman John Crofoot was the holder on Florida's two field goals. He is the fourth member of his family to play for an SEC school, with three brothers having played for Auburn and South Carolina.

-TALE OF THE TAPE-

Gators	Opponents
31.4.....	Scoring Offense.....17.6
94.....	First Downs.....84
151.0.....	Rushing Offense.....109.2
188.8.....	Passing Offense.....181.8
339.8.....	Total Offense.....291.0
28.1.....	Kick Return Avg.20.8
8.1.....	Punt Return Avg.16.2
12/210.....	Interceptions/Return yards.....4/44
17/6.....	Fumbles/Lost.....4/2
35/246.....	Penalties/Yards.....37/241
43.0.....	Net Punting Avg.37.3
31:22.....	Time of Possession.....28:38
26/63 (.417).....	Third Down Conversions.....20/63 (.317)
8/13 (.615).....	Fourth Down Conversions.....3/5 (.600)
12/59.....	Sacks By/Yards.....4/31
18/23 (.783).....	Red Zone Scoring.....11/15 (.733)
16/23 (.696).....	Red Zone Touchdowns.....6/15 (.400)

Tigers	Opponents
24.4.....	Scoring Offense.....12.4
80.....	First Downs.....71
195.6.....	Rushing Offense.....79.0
131.0.....	Passing Offense.....167.6
326.6.....	Total Offense.....246.6
25.2.....	Kick Return Avg.18.4
20.9.....	Punt Return Avg.10.0
6/106.....	Interceptions/Return yards.....7/61
11/6.....	Fumbles/Lost.....13/5
37/289.....	Penalties/Yards.....25/184
36.8.....	Net Punting Avg.32.9
30:18.....	Time of Possession.....29:42
29/69 (.420).....	Third Down Conversions.....23/73 (.315)
2/2 (1.000).....	Fourth Down Conversions.....3/6 (.500)
16/140.....	Sacks By/Yards.....7/54
13/18 (.722).....	Red Zone Scoring.....9/12 (.750)
6/18 (.333).....	Red Zone Touchdowns.....7/12 (.583)

ABOUT THE OPPONENT

Louisiana State University, located in Baton Rouge, La., holds a 5-0 record this season, including 2-0 in the SEC. Head coach Les Miles is in his sixth year as head coach at LSU and holds a 56-15 mark with the Tigers and is 84-36 at the collegiate level. LSU leads the SEC in total defense (223.5) and rushing defense (79.0) and rank No. 2 in scoring defense (12.4) and punt return average (20.9). Stevan Ridley leads LSU with 557 rushing yards, while Rueben Randle holds team highs of 18 receptions and 242 yards.

-LSU 2010 SCHEDULE-

Sept. 4	vs. North Carolina (at Atlanta)	W, 30-24
Sept. 11	at Vanderbilt	W, 27-3
Sept. 18	MISSISSIPPI STATE	W, 29-7
Sept. 25	WEST VIRGINIA	W, 20-14
Oct. 2	TENNESSEE	W, 16-14
Oct. 9	at Florida	7:30 p.m.
Oct. 16	McNEESE STATE	TBA
Oct. 23	at Auburn	TBA
Nov. 6	ALABAMA	TBA
Nov. 13	LOUISIANA-MONROE	TBA
Nov. 20	OLE MISS	TBA
Nov. 27	at Arkansas (at Little Rock)	TBA

All times Eastern

LAST WEEK'S TOP PERFORMERS

JEFF DEMPS: Rushed 11 times for 47 yards (4.3 avg.) and has led UF in rushing every game this season.

JOHN BRANTLEY: Completed 16 of 31 passes for 202 yards with two interceptions.

DUKE LEMMENS: Led the team with a career-high eight tackles and notched his second sack of the season.

MATT ELAM: Totaled five tackles and tallied his first career sack.

CHAS HENRY: Punted three times for a 62.3 average, the highest single-game average in the nation this season (minimum two punts), including a 2010 SEC-best 75-yard kick. Henry also kicked field goals of 39 and 21 yards on his first career attempts.

TREY BURTON: Led the team with four receptions, which went for 33 yards with a long of 21.

AHMAD BLACK: Posted seven tackles and one forced fumble.

DEONTE THOMPSON: Grabbed three receptions for a team-high 60 yards, with a long of 24 yards.

CARL MOORE: Had two receptions go for first downs, one on third down and another on fourth. Each of Moore's last eight receptions have converted a third down (seven times) or a fourth down (once).

CROSSING PATHS

-LSU offensive line coach Greg Studrawa was on UF head coach Urban Meyer's Bowling Green staff as the offensive coordinator from 2001-02.

-Florida nose tackle Brandon Antwine and LSU defensive end Chancey Aghayere both come from Garland High School in Garland, Texas.

-Florida quarterback John Brantley and LSU wide receiver Kadron Boone both attended Ocala (Fla.) Trinity Catholic, where Boone was eventually coached by John Brantley III, the father of the Florida quarterback.

-LSU wide receivers coach and passing game coordinator Billy Gonzales was UF's wide receivers coach from 2005-09. Gonzales also worked on Urban Meyer's coaching staffs at Bowling Green (2001-02) and Utah (2003-04).

ON THIS DATE: OCT. 9, 1993

-FLORIDA 58, LSU 3-

BATON ROUGE, La. - Fifth-ranked Florida parlayed a complete effort into a decisive victory, scoring the most lopsided outcome in series history. At the time, it was the most points scored by a Gator team in an SEC clash.

Florida spread the wealth on offense, having 10 players credited with a reception, nine with rushing attempts and seven scoring a touchdown. The defense picked off three passes, including two by true freshman Darren Hambrick, while holding LSU to 90 yards rushing.

UF quarterback Danny Wuerffel competed 14 of 18 passes for 221 yards and four touchdowns, and Harrison Houston grabbed five receptions for 100 yards and a pair of touchdowns. Errict Rhett led the Gators with 75 rushing yards and a touchdown on 14 carries. Ben Hanks posted a team-high 10 tackles for Florida.

SEC AT A GLANCE

-2010 STANDINGS-

Team	SEC	Pct.	Overall	Pct.
<i>Eastern Division</i>				
Florida Gators	2-1	.667	4-1	.800
South Carolina Gamecocks	1-1	.500	3-1	.750
Vanderbilt Commodores	1-1	.500	1-3	.250
Kentucky Wildcats	0-2	.000	3-2	.600
Tennessee Volunteers	0-2	.000	2-3	.400
Georgia Bulldogs	0-3	.000	1-4	.200
<i>Western Division</i>				
LSU Tigers	3-0	1.000	5-0	1.000
Alabama Crimson Tide	2-0	1.000	5-0	1.000
Auburn Tigers	2-0	1.000	5-0	1.000
Arkansas Razorbacks	1-1	.500	3-1	.750
Ole Miss Rebels	1-1	.500	3-2	.600
Mississippi State Bulldogs	1-2	.333	3-2	.600

-THIS WEEK'S SCHEDULE-

Saturday, Oct. 9

Tennessee at Georgia	12:21 p.m.
Arkansas vs. Texas A&M (Arlington, Texas)	3:30 p.m.
Alabama at South Carolina	3:30 p.m.
LSU at Florida	7:30 p.m.
Eastern Michigan at Vanderbilt	7 p.m.
Auburn at Kentucky	7:30 p.m.
Mississippi State at Houston	8 p.m.

All times Eastern

TRACKING THE OPPONENTS

Miami University (3-2) at Cincinnati

Last: W 27-21 vs. Kent State; Next: at Central Michigan

USF (3-1) vs. Syracuse

Last: W 31-3 vs. FAU; Next: at West Virginia (Oct. 14)

Tennessee (2-3) at Georgia

Last: L 14-16 at LSU; Next: Bye

Kentucky (3-2) vs. Auburn

Last: L 35-42 at Ole Miss; Next: vs. South Carolina

Alabama (5-0) at South Carolina

Last: W 31-6 vs. Florida; Next: vs. Ole Miss

LSU (5-0) at Florida

Last: W 16-14 vs. Tennessee; Next: vs. McNeese State

Mississippi State (3-2) at Houston

Last: W 49-16 vs. Alcorn State; Next: at Florida

Georgia (1-4) vs. Tennessee

Last: L 27-29 at Colorado; Next: vs. Vanderbilt

Vanderbilt (1-3) vs. Eastern Michigan

Last: L 21-40 at Connecticut; Next: at Georgia

South Carolina (3-1) vs. Alabama

Last: Bye; Next: at Kentucky

Appalachian State (4-0) vs. Elon

Last: Bye; Next: vs. The Citadel

Florida State (4-1) at Miami (Fla.)

Last: W 34-14 at Virginia; Next: vs. Boston College

PLAY GREAT DEFENSE

-The Gator defense has paced the SEC in total rushing yards allowed (6,916) during Meyer's tenure and is one of two teams in the conference allowing less than 100 yards rushing per game in that span.

Rushing Yards Per Game Allowed (SEC - since 2005)

1. Florida	96.1
2. Alabama	98.7
3. LSU	105.6
4. Georgia	122.9
5. Auburn	129.3

Rushing Yards Per Game Allowed (nation - since 2005)

1. TCU	81.0
2. Texas	89.5
3. Ohio State	90.6
4. Boston College	92.8
5. Penn State	93.4
6. Florida	96.1

-UF has allowed 86 points through four games of the 2010 season, including six field goals and four touchdowns (three rushing, six passing, one interception return). Florida yielded 174 points in 2009, including 18 touchdowns (six rushing, 10 receiving, two interception returns), which tied for third-fewest in the nation. The 12.4 per-game average in 2009 was No. 2 in the country.

Points Per Game Allowed (SEC - since 2009)

1. Alabama	11.0
2. Florida	13.8
3. LSU	15.2
4. South Carolina	19.9
5. Ole Miss	21.8

Points Per Game Allowed (nation - since 2009)

1. Nebraska	10.9
2. Alabama	11.0
3. TCU	12.7
4. Ohio State	13.0
Penn State	13.0
6. Florida	13.8

SCORE IN THE RED ZONE

-The Gators' touchdown percentage in that area since 2007 tops the SEC. UF's number of red zone touchdowns in that time frame exceeds six SEC teams' total red zone trips. The Gators put together a streak of 15 straight red-zone scores earlier this season, including 14 touchdowns.

Red Zone Touchdown Percentage (SEC - since 2007)

1. Florida	156/230	67.8%
2. Georgia	100/154	64.9%
3. Kentucky	113/175	64.6%
4. Arkansas	100/155	64.5%
5. LSU	114/180	63.3%

-The Gators also rank No. 3 in the nation in overall red zone defense since 2008, allowing 63 scores (38 touchdowns, 25 field goals) on 85 opponent trips into the red zone.

Red Zone Scoring Defense (nation - since 2008)

1. TCU	37/51	72.5%
2. West Virginia	64/88	72.7%
3. Florida	63/86	73.3%
4. East Carolina	84/113	74.3%
5. California	76/98	77.6%

TURNOVERS

-Florida holds a plus-four turnover margin, including a nation's-best 12 interceptions.

-The Gators have been stingy in turning the ball over, committing the tied for the second-fewest turnovers in the nation since 2005.

Turnovers Committed (nation - since 2005)

1. Alabama	90
2. Florida	91
Air Force	91
4. Central Michigan	94
5. Ball State	95

-Since 2005, the Gators have posted 24 games in which they recorded zero giveaways (one in 2010: USF), the best figure in the nation in that time frame.

Games With Zero Giveaways (nation - since 2005)

1. Florida	24
2. West Virginia	22
3. Buffalo	19
4. Notre Dame	18
5. Ball State	17
Memphis	17

-The Gator defense has the most interceptions in the country since 2005, bolstered by a nation-leading 12 during the 2010 season.

Interceptions (nation - since 2005)

1. Florida	106
2. Boston College	104
3. Oregon	99
4. Boise State	98
5. Alabama/Virginia Tech	96

WIN THE KICKING GAME

-Florida has one block in 2010, coming on a field goal block by Omar Hunter against Kentucky. In 2008, the Gators blocked a school-record nine kicks en route to a national title, including five punts, three field goals and one extra point.

Florida Blocked Kicks (since 2005)

Year	Type	Total
2010	1 FG	1
2009	2 punts	2
2008	5 punts, 3 FG, 1 PAT	9
2007	4 punts	4
2006	5 punts, 2 FG, 1 PAT	8
2005	2 punts, 2 FG, 1 PAT	5
Totals	18 punts, 8 FG, 3 PAT	29

-UF has excelled in covering punts, allowing the fewest punt return yards in the nation since Meyer became head coach. In 2009, the Gators gave up 21 punt return yards, second-fewest in the nation (Hawaii, 15) and were the last team in the FBS to allow a punt return yard, with the first coming in their ninth game (Vanderbilt). UF has allowed zero punt return yards in 20 of its last 25 games.

Punt Return Yards Allowed (nation - since 2005)

1. Florida	317
2. Iowa	485
3. Ohio State	520
4. Oklahoma	582
5. BYU	646

NOTABLE MEYER NUMBERS

-Urban Meyer is one of nine coaches in college football history to compile multiple 20-game winning streaks and one of two who remain active.

Coaches with Multiple 20-Game Win Streaks**Urban Meyer* (Utah/Florida) 22, 20**

Tom Osborne (Nebraska).....	26, 22
Joe Paterno* (Penn State).....	23, 20
Don Coryell (San Diego State)	25, 21
Bud Wilkinson (Oklahoma).....	47, 31
Robert Neyland (Tennessee).....	22, 20
George Woodruff (Penn)	34, 31
Fielding Yost (Michigan).....	29, 26
Walter Camp (Yale).....	28, 27

*Active Coach

-Meyer is also the only active coach with three 13-win seasons on his resume.

Active Coaches with 13-Win Seasons**Urban Meyer..... 2006, '08, '09..... 3**

Mack Brown.....	2005, '09.....	2
Nick Saban.....	2003, '09.....	2
Chris Petersen.....	2006, '09.....	2
Dan Hawkins.....	2003.....	1
Kyle Whittingham.....	2008.....	1
Tommy Tuberville.....	2004.....	1
Jim Tressel.....	2002.....	1
Mark Richt.....	2002.....	1

-Florida has put together a 12-4 mark against AP top-10 opponents under Urban Meyer, including 2-2 against the AP's No. 1 team. In UF's 2008 BCS National Championship Game victory over Oklahoma, the Sooners were No. 1 in both the BCS and Coaches' rankings, while UF held the No. 1 position in the AP Poll.

Oct. 2, 2010	(7) Florida at (1) Alabama	L	6-31
Jan. 1, 2010	%(5) Florida vs. (4) Cincinnati	W	51-24
Dec. 5, 2009	(1) Florida vs. (2) Alabama^	L	13-32
Oct. 10, 2009	(1) Florida at (4) LSU	W	13-3
Jan. 8, 2009	*(1) Florida vs. (2) Oklahoma	W	24-14
Dec. 6, 2008	^(2) Florida vs. (1) Alabama	W	31-20
Nov. 1, 2008	(5) Florida vs. (8) Georgia	W	49-10
Oct. 11, 2008	(12) Florida vs. (3) LSU	W	51-21
Oct. 20, 2007	(14) Florida at (8) Kentucky	W	45-37
Oct. 6, 2007	(9) Florida at (1) LSU	L	24-28
Jan. 8, 2007	*(2) Florida vs. (1) Ohio State	W	41-14
Dec. 2, 2006	^(4) Florida vs. (8) Arkansas	W	38-28
Oct. 7, 2006	(5) Florida vs. (9) LSU	W	23-10
Oct. 29, 2005	(16) Florida vs. (4) Georgia	W	14-10
Oct. 15, 2005	(11) Florida at (10) LSU	L	17-21
Sept. 17, 2005	(6) Florida vs. (5) Tennessee	W	16-7

*BCS National Championship Game; ^SEC Championship Game
%Sugar Bowl

Most Wins (nation/FBS - since 2006)

1. Boise State	53
2. Florida	52
3. Ohio State.....	49
4. Texas	48

SEC LEADERS

-Since Urban Meyer took the helm, the Gators are at the top of the SEC in many major categories. The following charts depict UF's leadership in those statistics since 2005.

Rushing Touchdowns

1. Florida	166
2. LSU.....	132
3. Arkansas.....	120
Auburn.....	120
5. Alabama	117

Passing Touchdowns

1. Florida	148
2. LSU.....	123
3. Arkansas.....	121
4. Georgia.....	118
5. Kentucky	111

Total Touchdowns

1. Florida	341
2. LSU.....	275
3. Arkansas.....	262
4. Georgia.....	249
5. Kentucky	240

Passing Yards

1. Florida	16,610
2. South Carolina.....	15,725
3. Georgia.....	15,311
4. LSU.....	14,973
5. Tennessee	14,964

Third-Down Conversion Pct.

1. Florida	46.6%
2. LSU.....	42.1%
3. Georgia.....	40.6%
4. Alabama	40.0%
Auburn.....	40.0%

Pass Efficiency


1. Florida	155.5
2. Georgia.....	135.8
3. LSU.....	135.2
4. Arkansas.....	131.5
5. Auburn	129.6

Interceptions

1. Florida	106
2. Alabama	96
3. Arkansas.....	76
Georgia.....	76
LSU.....	76

-SPEED TO BURN-

Jeff Demps won an individual national championship during the spring 2010 outdoor track season, posting a scorching 9.96 time in the 100 meters. Demps also helped the Gators to the 2010 team men's indoor national championship. Having also been a part of the 2008 national champion football team, he became the first student-athlete in UF history to win a national championship in two sports.



UF VS. AP NO. 1

-Florida has faced the nation's AP No. 1-ranked team 11 times in team history, posting a 3-8 record in those games. The Gators are 2-2 in those contests under Urban Meyer and 3-4 in the last seven such games.

Oct. 2, 2010	(7) Florida at (1) Alabama	L	6-31
Dec. 6, 2008	^(2) Florida vs. (1) Alabama	W	31-20
Oct. 6, 2007	(9) Florida at (1) LSU	L	24-28
Jan. 8, 2007	*(2) Florida vs. (1) Ohio State	W	41-14
Sept. 7, 2002	(6) Florida vs. (1) Miami (Fla.)	L	16-41
Nov. 18, 1999	(3) Florida vs. (1) Florida State	L	23-30
Jan. 2, 1997	#(3) Florida vs. (1) Florida State	W	52-20
Jan. 2, 1996	#(2) Florida vs. (1) Nebraska	L	24-62
Nov. 27, 1993	(7) Florida vs. (1) Florida State	L	21-33
Oct. 24, 1959	Florida vs. (1) LSU	L	0-9
Nov. 7, 1942	%Florida vs. (1) Georgia	L	0-75

*BCS National Championship Game; ^SEC Championship Game
#Bowl Game; % at Jacksonville

-FRESH FACES-

-Twelve players have made their first career starts this season. Seven did so Miami: Jonathan Bostic, John Brantley, Josh Evans, Jon Halapio, Jelani Jenkins, Moses Jenkins and T.J. Pridemore. Facing USF, Jeremy Brown, Trey Burton and Omarius Hines made their initial start. Jordan Reed made his at Tennessee, while Frankie Hammond, Jr., got that opportunity vs. Kentucky.

-In the opening week of the season, UF played more true freshmen (15) than any other school in the country. The Gators played 24 freshman in total, adding in the nine redshirt freshmen who saw the field.

Most True Freshmen Appearing (Nation - First Four Weeks)

1. Air Force..... 17
2. **Florida..... 16**
3. Syracuse..... 15
- Tennessee..... 15
5. Three tied..... 13

-Florida has had 29 freshmen appear this season (17 true), and 41 of the 75 players who have participated (54.7 percent) in a game for UF are freshmen or sophomores.

-Against Tennessee, 27 percent of those on the travel roster were true freshmen while 41 percent were either true freshmen or redshirt freshmen. Overall, 30 percent of those who traveled to Tennessee were making their first road trip.

GATORS AND THE POLLS

-Florida has been ranked in the AP poll 523 times, holding a record of 293-110-9 in games played while ranked. Additionally, Florida's all-time record against AP-ranked opponents is 81-71-4.

-Under Urban Meyer, the Gators are 61-11 (.847) as an AP ranked team, including 19-7 (.731) when facing an opponent that is also ranked.

-The Gators have been ranked in each of the 88 Coaches' Polls under Urban Meyer, including 31 times in the top three. Overall, UF has been ranked in each of the last 91 Coaches Polls.

OFFENSE

-Seven offensive players made their first career start over the first four-games of the season: John Brantley (QB), Trey Burton (HB), Jon Halapio (RG), Frankie Hammond, Jr. (WR), Omarius Hines (TE), T.J. Pridemore (FB) and Jordan Reed (TE).

-Florida has scored 16 touchdowns and two field goals on 23 red zone trips this season. The Gators scored on 15 consecutive red zone possessions, including 14 touchdowns, beginning in the opener against Miami. The streak was snapped on the opening drive at Alabama.

-Florida's offense put together three drives of 10-plus plays against Alabama. However, two of those three ended in red-zone turnovers, with the third resulting in a field goal.

-UF scored a touchdown on each of its final four possessions against Kentucky and on seven of 11 possessions overall for the game.

-Florida had three touchdown drives of 80 or more yards against Kentucky after having one over the first three games of the season.

-Florida went a combined 9-for-15 on third-down conversions of seven-plus yards against Tennessee and Kentucky.



WR Deonte Thompson

-After punting on its first second-half possession vs. USF, Florida UF scored on 17 of its next 27 possessions (15 touchdowns and two field goals), discounting drives that ended with Florida running out the clock.

-In USF and Tennessee, Florida faced two teams with a first-year coach. In each game, UF scored seven first-half points. After halftime adjustments, the Gators rolled up 21 points against USF and 17 vs. Tennessee in the third quarter. Against Kentucky, also with a first-year coach, Florida had more balanced halves, tallying 21 points in the first and 27 in the second.

-UF has started 27 drives this season from its own 35-yard line or deeper. On 19 of those 27 drives, UF has either scored, flipped the field (forced opponent to start its subsequent drive 55 yards or more from where UF's drive began, except when turning the ball over) or run out the clock in the half.

-Those 19 UF drives beginning deep in its own territory break down as follows: eight scores (six touchdowns, two field goals); nine times flipping the field, including eight times in which the opponent started at or inside its 25-yard line; and two times running out the clock in the half.

-The UF offense had at least three different players record a touchdown in each of its first three games this season, with eight different offensive players overall scoring a touchdown in that span. In the fourth game vs. Kentucky, freshman quarterback Trey Burton accounted for all six of UF's offensive touchdowns.

-The win over Kentucky marked the fifth consecutive home game in which UF has scored 30-plus points.

-Three times this season, UF has scored three touchdowns in a 10-minute span or less. Facing Kentucky, the Gators posted three touchdowns in 9:42 over the third and fourth quarters. UF scored 21 points in the span of 5:11 vs. USF during the third quarter. In their opener vs. Miami University, the Gators scored 21 points in 4:52 in the second quarter.

OFFENSE (CONT.)

-Florida has held the ball for 10-plus minutes during a single quarter in four different games this season:

1. Oct. 2 at Alabama..... 3rd..... 12:29
2. Sept. 18 at Tennessee..... 3rd..... 11:29
3. Sept. 11 vs. USF 4th..... 11:26
4. Sept. 25 vs. Kentucky 3rd..... 10:53

-Nine of 11 starting offensive starters vs. Miami were making their first start at the position they started in. Only Deonte Thompson and Jeff Demps had starting experience at their place on the field.

-The Gator offense posted three plays of 25-plus yards vs. Miami: a 72-yard touchdown run by Jeff Demps, a 41-yard run by Mike Gillislee and a 25-yard touchdown reception by Chris Rainey. Against USF, Demps added a 62-yard scoring run.

-UF is outscoring its opponent in the fourth quarter by a 44-10 margin.

-PHYSICAL AND FAST-

-The Gator rushing attack has been dominant in the fourth quarter. On 486 carries in the fourth quarter since 2007, UF has piled up several SEC-bests with 5.4 yards per carry, 2,612 yards and 33 touchdowns. In 2010, UF has 271 yards and two touchdowns on 48 fourth-quarter carries.

Fourth-Quarter Rushing (SEC - since 2007)

Team	Avg.	TD	Yards
1. Florida.....	5.4	33	2,612
2. Alabama.....	4.2	26	2,201
3. Kentucky.....	4.6	26	2,047
4. LSU.....	4.5	23	1,958
5. Georgia.....	4.0	19	1,707

-Florida has not only closed games strong, but also opened many series grinding out yardage. Since 2007, the Gators have recorded 872 first-down rushing attempts for SEC-bests with 6.0 yards per carry, 5,350 yards and 54 touchdowns.

First-Down Rushing (SEC - since 2007)

Team	Avg.	TD	Yards
1. Florida.....	6.0	54	5,350
2. Alabama.....	5.3	43	4,778
3. Ole Miss.....	5.1	22	4,286
4. Auburn.....	4.3	31	4,053
5. LSU.....	4.7	32	3,836

Stats in "Physical and Fast" section compiled from data provided by www.cfbstats.com.

-COACH URBAN MEYER
ON COMPETITIVE EXCELLENCE-


"I'm a big believer in competitive excellence. The term 'competitive excellence' in your program means when your number is called you make the play, and it's not because you've got a rabbit's foot in your pocket or you did some ritual. It's because you did that in practice. That's the whole theme around here. When a guy makes a play around here, he better do it over and over again in practice."

QUARTERBACKS

-John Brantley threw for two touchdowns in each of his first two starts in 2010 and had one at Tennessee and vs. Kentucky. He entered the season with two career multi-touchdown games, previously throwing two against Charleston Southern and a career-high three vs. FIU, both in 2008.

-Brantley has completed 89 of 145 passes (61.4 percent) for 902 yards and six touchdowns with three interceptions for a passer rating of 123.2.

-Brantley went 156 pass attempts without an interception, spanning from the 2008 game vs. Vanderbilt until the streak ended in 2010 against Kentucky. He opened the 2010 season with an active streak of 79.



QB John Brantley

-Brantley set career highs in completions (24), attempts (35) and yards (248) vs. Kentucky. Brantley spread the ball to eight different receivers in the game.

-True freshman Trey Burton set a UF record and an SEC freshman record scoring six touchdowns in a single game against Kentucky. Burton had five on the ground and one receiving.

-Burton's six-touchdown game was one shy of the national freshman record of seven, set by Marshall Faulk of San Diego State in 1991 vs. Pacific. Burton is the first freshman since 2005 (Steve Slaton of West Virginia vs. Louisville) to score six touchdowns in a game.

-Burton led the team with four receptions against Alabama becoming the first UF freshman to lead the team outright in receptions in a single game since Jeff Demps did so with four against Kentucky in 2008.

-Burton's two-game total of nine receptions (five vs. Kentucky; four at Alabama) is the most by a Florida freshman since Percy Harvin had 14 combined receptions against Arkansas in the 2006 SEC Championship game (five) and Ohio State in the BCS National Championship Game (nine).

-Burton scored a two-yard rushing touchdown against Miami University on his first career rushing attempt, becoming the first true freshman UF quarterback to score on opening day since Cam Newton in 2007. Burton added another rushing touchdown in the win over Tennessee.

-Burton has scored a touchdown on eight of his 27 offensive touches (not including pass attempts) this season.

Total Freshman Touchdowns (UF History)

1. Jabar Gaffney (2000)..... 14
2. Emmitt Smith (1987)..... 13
- 3. Trey Burton (2010) 8**
- Jeff Demps (2008)..... 8
- Tim Tebow (2006)..... 8
- DeShawn Wynn (2003) 8
- Fred Taylor (1994)..... 8

Freshman Rushing Touchdowns (UF History)

1. Emmitt Smith (1987)..... 13
2. Tim Tebow (2006)..... 8
- Fred Taylor (1994)..... 8
- 4. Trey Burton (2010) 7**
- Jeff Demps (2008)..... 7
- DeShawn Wynn (2003) 7

QUARTERBACKS (CONT.)

-Against Kentucky, Burton completed his first career attempt, a 42-yard pass to Omarius Hines, which is UF's longest pass play of the season.

-In addition to taking snaps at quarterback, Burton has started at h-back (USF) and wide receiver (Tennessee; Kentucky, Alabama) and seen time at tight end, fullback and on kickoff coverage.

-With his fourth-quarter touchdown pass to Jordan Reed against USF, Brantley recorded his 14th career scoring pass and surpassed the career total of his father, John III. From 1977-78, the elder Brantley completed 99 of 201 passes for 1,515 yards, 13 touchdowns and 13 interceptions.

-This season marks the eighth time since 1980 that UF has opened the season with a quarterback who has never started a game. Below is a look at those seasons and the quarterback who led the team in games started that year:

1984.....	Kerwin Bell.....	9-1-1
1988.....	Kyle Morris.....	6-5
1990.....	Shane Matthews.....	11-2
1993.....	Danny Wuerffel.....	11-2
1997.....	Doug Johnson.....	10-2
2003.....	Chris Leak.....	9-4
2007.....	Tim Tebow	9-4

-Brantley completed 36 of 48 passes (75.0 percent) for 410 yards and seven touchdowns with no interceptions in 2009, good for a 194.9 pass efficiency mark. That passer rating was the best in the nation by a quarterback with 25-100 attempts.

-Brantley's 14.6 touchdown percentage in 2009 (seven touchdowns on 48 attempts) was the highest in the nation among players with at least five touchdown passes.

-Two of the top five career NCAA leaders in passing efficiency played under Urban Meyer. Tim Tebow ranks No. 2 all-time with a 170.8 mark, while Alex Smith is fifth overall with a 164.4 passer rating.

-Below are the four starting quarterbacks Urban Meyer had in his head coaching career prior to Brantley, along with their numbers as starters.

Name	Years	TD/INT	Pct.	Eff.	W-L
Josh Harris	2001-02	27/14	57.4	143.3	17-6
Alex Smith	2003-04	47/7	66.3	165.5	22-2
Chris Leak	2005-06	43/19	63.2	140.7	22-4
Tim Tebow	2007-09	83/15	66.4	169.7	35-6

RUNNING BACKS

-Florida's stable of running backs, which includes Jeff Demps, Emmanuel Moody, Mike Gillislee and Mack Brown, has averaged 5.4 yards per carry with five touchdowns.

UF Running Backs Game-by-Game Combined Totals

Opponent	Att.	Net	Avg.	TD
Miami Univ.....	19	158	8.3	1
USF.....	32	245	7.7	2
Tennessee	39	120	3.1	2
Kentucky	24	135	5.6	0
Alabama	18	56	3.1	0
Totals	132	714	5.4	5

RUNNING BACKS (CONT.)

-Demps rolled up 150 or more all-purpose yards in each of the first three games, the first Gator to accomplish that feat since Harvin did so in 2007. He is averaging 172.0 all-purpose yards per game, third-highest in the SEC.

-Demps has led the Gators in rushing in every game this season. After tallying 98 vs. Miami, including a career-long 72-yard scoring run, Demps rushed for a personal-best 139 yards on 11 carries against USF for an average of 12.6 yards per carry.

-Demps carried the ball a career-high 26 times against Tennessee, the most rushes by a UF running back since Ciatrick Fason's 26 vs. Vanderbilt in 2004, and finished with 73 yards on the ground.

-Demps leads the Gators with 414 rushing yards through five games, averaging 6.5 yards per carry.

-Demps totaled 255 all-purpose yards against USF (139 rushing, 95 kick return, 21 receiving). It was the most by a UF player since Percy Harvin tallied 268 vs. Ole Miss in 2008.

-Gillislee posted his first career multi-touchdown performance against Tennessee, rushing for two scores and totaling 27 yards on eight carries.

-Gillislee is emerging as a big-play threat, ripping off a 41-yard rush as he totaled 55 yards on six carries in the season opener. That came on the heels of a team-high 78 yards in the Sugar Bowl that included a career-long 52-yard carry.

-In their first two games of the season, the Gators had a running back record a rush of 40-plus yards and a kick return of 50-plus yards. Gillislee accomplished the feat in the opener vs. Miami, and Demps matched it vs. USF.

-Demps and Gillislee both totaled over 100 all-purpose yards vs. Miami. Demps finished with 158 (98 rushing, 56 kick return, four receiving) and Gillislee tallied 120 (65 kick return, 55 rushing).

-Against Miami, Demps tied a career best with four receptions (vs. Kentucky, 2008).

-Demps has proven over the past several years his consistency and big-play ability. Since 2008, he is averaging 7.3 yards per touch, tied for No. 1 in the nation in that category among active running backs (min. 200 touches).

Active Running Backs Yards Per Touch (Nation - Since 2008)

1. Jeff Demps (UF)	7.3
LaMichael James (Oregon)	7.3
3. Charles Sims (Houston)	7.2
4. Via Taua (Nevada)	7.0
5. Isaiah Pead (Cincinnati).....	6.9



RB Jeff Demps

WIDE RECEIVERS/TIGHT ENDS

-Deonte Thompson leads the UF receiving corps with 21 receptions for 308 yards (14.7 avg.), an average of 61.6 yards per game.

-Each of Carl Moore's eight receptions against Kentucky, Tennessee and Alabama moved the chains on third down (seven times) or fourth down (once). Over the span of the three games, Moore has eight catches for 126 yards (15.8 avg.). All eight of those receptions came with UF needed six yards or more to convert.

-Frankie Hammond, Jr., made his first reception of the season on a seven-yard touchdown catch from John Brantley that gave Florida a 17-10 lead at Tennessee it would not relinquish. Hammond then made his first career start vs. Kentucky.

-Andre Debose got the first catches of his career vs. Kentucky, totaling four grabs for 36 yards, all in the first half. He led the Gators in all-purpose yards against Alabama, totaling 75, including 45 on kick returns and 30 receiving.

-Nine of UF's 14 receptions in the first half against UK were by freshmen.

-Omarius Hines made his presence felt on special teams against Tennessee, rushing for 36 yards on a fake punt that led to Hammond's go-ahead touchdown for the Gators. Hines also had a 19-yard rush against Alabama.

-Deonte Thompson set career highs with six receptions and 83 yards vs. USF. By halftime, he had already tied his career high with five grabs, all of which went for first downs. For the season, 17 of Thompson's 21 receptions have moved the chains (80.9 percent).

-Moore set a season high with five receptions against USF, totaling 40 yards and a touchdown. It marked his first touchdown since the 2008 SEC Championship Game after missing 2009 with a back injury.

-Hines made his first career start against USF, lining up at tight end.

-Jordan Reed made his first career appearance and scored a touchdown on his first reception, a two-yard fourth-quarter grab from John Brantley. Reed also threw the key down-field block on Jeff Demps' 62-yard touchdown run, escorting Demps the final 20 yards into the end zone.

-Reed got his first career start against Tennessee and made his second reception of the season, a 22-yard grab.

-After moving to wide receiver, Chris Rainey led the Gators with a personal-best six receptions vs. Miami, including a 25-yard touchdown grab in the fourth quarter.

-Rainey had 10 receptions in his first two games after switching to the wide receiver position (2010 Sugar Bowl and season opener vs. Miami). He had nine in his previous 32 career games.

-Four of the five players that caught passes against Miami set career highs in receptions.

-Hines led the team with 49 receiving yards on three grabs against Miami and added his second career touchdown. Hines worked his way into the rotation toward the end of 2009, posting a pair of catches against South Carolina before tallying four receptions for 50 yards and a touchdown against FIU.

OFFENSIVE LINE

-The Tennessee game marked the first time this season the offensive line had its five expected starters intact: Xavier Nixon, Carl Johnson, Mike Pouncey, Maurice Hurt and Marcus Gilbert.

-Four players on the UF offensive line made their first career start at that position on opening day: Gilbert started at left tackle; Jon Halapio started at right guard, his first career start; Maurice Hurt started at right tackle after six career starts as a guard; Mike Pouncey started at center after 28 starts at guard and four on the defensive line.

-Florida has surrendered four sacks this season, allowing none against Miami University and one against each of its other four opponents.

-Florida's line cleared the way for a pair of explosive runs in the season opener, opening holes for Jeff Demps' 72-yard touchdown run and Mike Gillislee's 41-yard rumble. They paved the way for another huge Demps run against USF, clearing a path for Demps to go 62 yards to the end zone.



C Mike Pouncey

-The offensive line powered the offense to 3,105 rushing yards in 2009, best in the SEC, and surpassed 300 rushing yards in a game three times last season (Charleston Southern, Kentucky, Florida State).

-UF's offensive line has helped produce three consecutive seasons averaging over 200 yards rushing per game (221.8 in 2009, 231.1 in 2008 and 200.2 in 2007), the first time since 1975-77 the feat has occurred at UF.

-UF's 362 ground yards against Kentucky in 2009 were the team's most against an SEC foe since 1989 (vs. Vanderbilt).

-In 2009, Xavier Nixon became the first true freshman to start at left tackle for UF since Reggie Green did so in 1992. The last true freshman to start at either tackle position was Mo Collins at right tackle in 1995.

-The offensive line has paved the way for 7,096 net rushing yards since 2008, an average of 215.0 per game and 5.5 per carry, all top marks in the SEC.

Team Rushing Leaders (SEC - Since 2008)

Team	Avg.	YPG	Total
1. Florida.....	5.5.....	215.0	7,096
2. Alabama.....	5.0.....	204.4.....	6,745
3. Ole Miss.....	4.8.....	192.6.....	5,971
4. Auburn.....	4.6.....	191.7.....	5,751
5. Kentucky.....	4.3.....	164.3.....	5,092

-Heading into the season, Florida's returning offensive linemen boasted a combined 87 career starts, led by Mike Pouncey's 32. That total represents the highest among returning offensive linemen since 2005, Urban Meyer's first season at UF, and represents a significant increase over the 51 starts last year's group possessed heading into the opener.

Cumulative Career Starts Among Returning Offensive Linemen

2010.....	87
2009.....	51
2008.....	72
2007.....	65
2006.....	16
2005.....	93

DEFENSE

-The Gators brought back five usual starters from 2009, with Ahmad Black, Omar Hunter, Janoris Jenkins, A.J. Jones and Terron Sanders returning. In addition, Brandon Antwine, William Green, Brandon Hicks, Will Hill, Jaye Howard, Duke Lemmens, Lawrence Marsh and Justin Trattou bring starting experience prior to 2010 to the Gators.



S Ahmad Black

-Five defensive players have made their first career start this season: Jonathan Bostic (MLB), Jeremy Brown (CB), Jelani Jenkins (WLB), Moses Jenkins (CB) and Josh Evans (FS).

-Florida is the only school in the nation that has three players with at least three interceptions (Ahmad Black, Jonathan Bostic, Jeremy Brown).

-In 15 trips in the red zone this season, Florida's defense has only conceded six touchdowns and five field goals for a total of 57 points.

-The Gator defense held Alabama, which came into the game averaging 512 yards of offense, to 273 yards.

-Florida allowed Greg McElroy to a season-low 84 yards passing, his lowest output since Nov. 21, 2009, vs. Chattanooga when he played just one half. It was the second-lowest total of McElroy's career.

-Florida's secondary limited Julio Jones to four receptions for 19 yards, the fourth-lowest yardage output of Jones' career.

-UK totaled 41 of its 99 rushing yards in the fourth quarter, when UF held the Wildcats scoreless.

-UF limited Kentucky, which came into the game averaging 44.3 points per game, to 14 points. The Gators also forced UK into its first two turnovers of the season.

-Florida limited Tennessee's Tauren Poole to 23 yards on 10 carries. Coming into the game, Poole led the SEC with 272 rushing yards (136.0 per game).

-The Gators held Tennessee to 29 rushing yards, the fifth-lowest for a UF opponent in the Meyer Era and second-lowest by an SEC opponent in that span. (-11 by Tennessee in 2006).

-UF had multiple interceptions in four consecutive games to begin the season, the first time the Gators have recorded such a streak under Urban Meyer (previous best: three in 2008 vs. South Carolina, The Citadel and Florida State).

-Florida recorded four interceptions in each of its first two games against Miami and USF, tied for the most under Urban Meyer (2008 vs. Hawaii; 2009 vs. Georgia). The Miami game marked the first time in that span that those four interceptions were grabbed by four different players.

-UF was the first team nationally to record four picks in back-to-back games since North Carolina did it on Nov. 14 and 21, 2009. In research dating back to 1996, it was the first time UF has accomplished the feat.

-Florida scored on an interception in back-to-back games for the third straight season (Miami, USF), also doing so in 2008 (LSU, Kentucky) and 2009 (Mississippi State, Georgia).

-After giving up six first downs, 96 yards and allowing the Bulls to go 4-for-4 on third-down conversions on USF's first drive, Florida held USF to 1-for-8 on third downs the rest of the game.

DEFENSE (CONT.)

-The Gators did not allow Miami to score a touchdown in four red zone trips and held the RedHawks to 4-of-15 on third-down conversions. In addition, Miami had a span of four first-half drives that resulted in three interceptions and one turnover on downs.

-Florida totaled 106 interception return yards vs. Miami, including a 67-yarder for a touchdown by Janoris Jenkins, the Gators' highest interception return total since rolling up 152 vs. Georgia in 2008.

-No SEC defense has forced more turnovers since Urban Meyer became the Florida head coach. The Gators' 152 turnovers created is also sixth in the country during that span.

Turnovers Forced (Nation - Since 2005)

1. Oregon.....	164
2. Oklahoma.....	161
3. Boston College.....	159
4. Boise State.....	154
5. Virginia Tech.....	153
6. Florida.....	152

-Florida's three interception return touchdowns tie for best in the country in 2010 (four teams). Janoris Jenkins provided UF's first points of the 2010 season on a 67-yard return for a touchdown, and Justin Trattou added another against USF. Jeremy Brown got his first career pick-six against Kentucky, coming on a 52-yard return.

-The Gators tied for the national lead and set a school record in interception return touchdowns in 2008 with five and had another three in 2009.

Interception Return Touchdowns (Nation - Since 2008)

1. Florida.....	11
2. North Carolina.....	9
3. Connecticut.....	8
Tennessee.....	8

-The Gators also rank near the top in interception return yards over that span, including 210 yards on 12 interceptions in 2010, third-highest in the nation this season (Bowling Green, 305; Iowa State, 221).

Interception Yards (Nation - Since 2008)

1. North Carolina.....	1,079
2. Florida.....	936
3. Boston College.....	918
4. Iowa.....	796
5. Clemson.....	753

-Below is a look at UF's rush defense under Coach Meyer:

Year	YPG	SEC/Nat'l
2005.....	94.9	4/10
2006.....	72.5	1/5
2007.....	103.3	1/10
2008.....	105.4	4/15
2009.....	99.8	2/12
2010.....	109.2	4/25
Past 6 Years.....	96.1	1/6

DEFENSE (CONT.)

-Florida's record under Coach Meyer when:

Holding an opponent to 16 points or less	40-0
Shutting out an opponent in the fourth quarter	29-2
Holding an opponent to 35% or less on third down	37-3
Giving up two or less big plays (15-yard run/25-yard pass)	37-2
Defense scores or creates three turnovers	31-3

DEFENSIVE LINE

-Florida has held three of its five opponents in 2010 under 100 yards rushing. The Gators held 10 of their 14 opponents in 2009 under 100 and did so five times in 2008.

-In its first two SEC games this season, Florida's opponent has come into the game with the league's leading rusher. In both cases, Florida held its opponent under 100 yards rushing as a team.



DE Justin Trattou

-Randall Cobb came into the Kentucky game averaging 12 yards per carry and only tallied three yards on two carries against UF.

-The Gators allowed Tennessee 29 rushing yards on 23 carries (0.9 avg.), the fifth-lowest total in the Meyer Era.

-In his first two games of the season, Alabama's Mark Ingram averaged 154 rushing yards per game, while the Gators held him to 47 yards on

12 carries (3.9 avg.). Trent Richardson was averaging 89 yards per game and managed 63 against UF.

-Justin Trattou recorded his first career touchdown, returning an interception 35 yards for a score in the third quarter of UF's win over USF. He also has 2.5 tackles for loss and leads UF's defensive line with 12 tackles.

-Duke Lemmens led the team with a career-high eight tackles against Alabama. Lemmens also collected his second sack of the season in that game, also recording one against Tennessee.

-UF limited Miami to four yards rushing on 22 carries for an average of 0.2 yards per carry. It's the lowest output allowed since Tennessee posted -11 in 2008.

-Jaye Howard earned his first multiple-sack performance in the season opener with two vs. Miami, totaling 2.5 tackles for loss with five total tackles. Howard leads Florida with 2.0 sacks and 3.5 tackles for loss this season.

-True freshman Sharrif Floyd has seen significant time in the defensive line rotation and has two sacks to go along with six tackles.

-Earl Okine recorded his first career sack against Kentucky.

-Trattou provided one of Florida's 2009 highlights, opening the fourth quarter of the South Carolina game with his second career interception, which he returned for 53 yards. It was the fourth-longest interception return by an SEC defensive lineman during the 2000s.

LINEBACKERS

-Jonathan Bostic has three interceptions this season, tying for the team lead. He is tied with five others for the national interception lead among linebackers.

-All three of Bostic's interceptions have come in UF territory, including a pick in the end zone against Tennessee.

-Bostic led Florida with eight tackles against the Vols, the second time in his career he has done so (Charleston Southern, 2009). He has 22 tackles this season.



LB Jonathan Bostic

-Jelani Jenkins posted a career-high and team-leading eight tackles in the win over Kentucky. He has 23 tackles on the season, with two tackles for loss and one sack.

-Bostic (middle linebacker) and Jenkins (weakside linebacker) made their first career starts in the season opener.

-A.J. Jones has 21 tackles, including one tackle for loss, and two pass breakups this season, while Brandon Hicks has nine tackles and 1.5 sacks.

-Duke Lemmens started at strongside linebacker against Tennessee after appearing at the position for a handful of snaps against USF. The shift suited Lemmens, who totaled one sack, two quarterback hurries and five tackles against UT.

-The starting trio of A.J. Jones (seven), Jelani Jenkins (six) and Jonathan Bostic (six) combined for 19 tackles against USF.

-Hicks tallied six tackles and 1.5 sacks and a quarterback hurry against Tennessee, his first multi-sack game since Florida State in 2009.

-Jenkins' first career sack came against Tennessee for a loss of 10 yards and backed the Vols up to their one-yard line, ultimately leading to a UT punt.

-Jones grabbed his first career interception last season at Mississippi State and followed that up with a two-pick game the following week in Florida's 41-17 win over Georgia.

-Hicks started the final three games of the 2009 season in place of Jones, who suffered a knee injury. Hicks responded with a career-high seven tackles and two sacks in UF's 37-10 victory over Florida State.



SECONDARY

-The Gator secondary grabbed three of UF's four picks in each of the first two games and has eight of Florida's 12 interceptions this season.

-Ahmad Black recorded the Gators' first individual multi-interception game of the season and the second of his career (Hawaii, 2008). He is tied for sixth on the school's all-time list with 11 career picks.



CB Janoris Jenkins

-Janoris Jenkins paces the league with seven passes defended.

-Jenkins' 67-yard interception return in the season opener was the sixth-longest by UF since 1996 and the longest by a Gator since Joe Haden's 88-yarder vs. Georgia in 2008. It was also the longest interception return of the opening weekend of the college football season.

-Black has led the team in tackles twice this season, tallying a career-best 12 vs. Miami and eight against USF. He leads the team for the season with 30 tackles and has 2.5 tackles for loss, as well.

-Black had a 40-yard interception return against Miami to set up UF's third touchdown of the second quarter.

-Jeremy Brown, making his first career appearance after two years of battling a back injury, has recorded an interception in three games this season, including his first career pick-six on a 52-yard interception return against Kentucky.

-True freshman Matt Elam recorded his first career sack against Alabama.

-Black is the SEC's career leader among active players in interceptions and interception return yards, while Janoris Jenkins is tied for third in interceptions. Nationally, Black is tied for fifth in career interceptions and tied for fourth in interception return yards among active players. Black also sits tied for sixth on UF's all-time interceptions list.

Career Interceptions (SEC - Active Players)

1. **Ahmad Black (UF)** 11
2. Mark Barron (Alabama)..... 8
3. **Janoris Jenkins (UF)** 7
4. Corey Broomfield (Miss. St.) 6
5. Four tied 5

Career Interception Return Yards (SEC - Active Players)

1. **Ahmad Black (UF)** 233
2. Johnthan Banks (Miss. St.)..... 145
3. Charles Mitchell (Miss. St.)..... 131
4. Mark Barron (Alabama)..... 127
5. Nieko Thorpe (Auburn) 123

Career Interceptions (UF History)

1. Fred Weary (1994-97)..... 15
2. Teako Brown (1995-98)..... 14
- Will White (1989-92)..... 14
4. Bruce Bennett (1963-65)..... 13
5. Keiwan Ratliff (2000-03) 12
6. **Ahmad Black (2007-present).... 11**
- Four others..... 11

SECONDARY (CONT.)

-The Gator defense has had 14 interception returns of 30 or more yards since 2008, with 10 coming from the secondary:


Joe Haden	vs. Georgia ('08)	88
Ahmad Black.....	vs. Hawaii ('08)	80
Janoris Jenkins	vs. Miami Univ. ('10)	67
Ahmad Black.....	vs. Georgia ('08)	64
Justin Trattou	at South Carolina ('09).....	53
Jeremy Brown.....	vs. Kentucky ('10)	52
Brandon Spikes.....	vs. LSU ('08).....	52
Brandon Spikes.....	vs. FIU ('09).....	41
Ahmad Black.....	vs. Kentucky ('08)	40
Ahmad Black.....	vs. Miami Univ. ('10)	40
Justin Trattou	vs. USF ('10).....	35
Major Wright	at Kentucky ('09).....	33
Major Wright	vs. Hawaii ('08)	32
Will Hill	vs. South Carolina ('08)	30

-Four opponents failed to crack the 100-yard mark in passing offense against the Gators in 2009 and six completed fewer than 50 percent of their pass attempts.

-Despite losing two members to the NFL Draft (Joe Haden and Major Wright), the UF secondary has a strong veteran presence with safeties Ahmad Black and Will Hill returning along with cornerback Janoris Jenkins. Black and Jenkins have combined for 51 career starts.

SPECIAL TEAMS

-Jeff Demps leads the SEC with a 32.5-yard kick return average. He has returned eight kicks for 260 yards with a long of 54. He had a kickoff return of 40-plus yards in each of the first three games this season.



P Chas Henry

-Chas Henry boomed three punts for a 62.3 average against Alabama, including a 75-yard kick that pinned Alabama at its own two-yard line. It ties for the fourth-longest in UF history and is the longest in the SEC this season.

-Both the 62.3 average and the 75-yard punt were the best single-game marks by any player under Urban Meyer.

-Henry also booted two field goals against Alabama, hitting from 39 and 21 yards. They were the first field goal attempts of his collegiate career.

-Since 1996, no player has recorded a better single-game punting average (min. two punts) than Henry's 62.3-yard average against Alabama while also converting multiple field goals in the same game.

-Henry punted three times for a 43.7-yard average against Tennessee, pinning UT inside the 20 twice. He followed that up with a booming 56.0-yard average on three punts against Kentucky.

-Florida punted three times against the Vols, giving Tennessee an average starting position of its own 11-yard line. UF began four drives after receiving a punt, starting on average at its own 41-yard line.

-Against USF, Henry punted four times for 174 yards (43.5 avg.) and allowed just one punt return yard for a net average of 43.2 yards. In the game, Henry hit a 50-yarder and pinned two inside the 20.

SPECIAL TEAMS (CONT.)

-Henry punted 33 times last season for a 43.4 average. Only three punts were returned for positive yards (21 yards allowed), and 15 landed inside the 20. Henry booted eight of 50-plus yards. In 12 of 14 games, the Gators allowed zero punt return yards.

-In 2009, Sturgis set a UF record for field goals attempted in a season (30) and had the second-highest total of field goals made (22) in school history.

-Sturgis hit a 56-yard field goal and a 44-yarder in going 2-for-2 in the win over Georgia in 2009. The 56-yard kick was the second-longest in school history and longest in the SEC during 2009.

-Mike Gillislee had two kickoff returns for 65 yards vs. Miami, with a long of 50. Jeff Demps then had two for 95 yards with a long of 54 against USF. They became the seventh and eighth UF players since 1996 to return a kickoff for over 50 yards.

-True freshman Brad Phillips, a walk-on from Gainesville's Buchholz High School, made his collegiate debut handling kickoff duties against Alabama.

-Redshirt freshman John Crofoot also debuted against Alabama as the holder on Henry's field goals. Crofoot is the fourth member of his family to be a special-teamer at an SEC school, following his brothers Clayton (Auburn), Chas (Auburn) and Ike (South Carolina).

-Under Meyer, the Gators have successfully converted all eight fake punt attempts into first downs. Against Tennessee, Omarius Hines rushed for 36 yards on a third-quarter fourth-and-six situation. The drive culminated in Florida's go-ahead touchdown.

Date	Opponent	Converted
10/1/05	at Alabama	Everett, 32-yard reverse
10/29/05	vs. Georgia	Wilbur, 20-yard run
1/2/06	vs. Iowa	Latsko, five-yard run
12/2/06	vs. Arkansas	Cornelius, 17-yard run
1/1/07	vs. Michigan	Henry to Hernandez, 15-yard pass
8/30/08	vs. Hawaii	Henry, 17-yard run
10/4/08	at Arkansas	James, 10-yard run
9/18/10	at Tennessee	Hines, 36-yard run

-Since Urban Meyer became a head coach in 2001, only two schools have more blocked kicks than his teams.

Blocked Kicks (nation - since 2001)

1. Texas56
2. Fresno State.....54
3. **Meyer-Coached Teams..... 48**

-Omar Hunter got the first blocked kick of the 2010 season for Florida, knocking down a 35-yard field goal attempt by Kentucky's Craig McIntosh in the fourth quarter, which set up a UF touchdown drive.

GATORS IN THE SWAMP

-ON THE FIELD-

-Florida's .899 (116-13) winning percentage at Ben Hill Griffin Stadium at Florida Field since 1990 ranks No. 1 in the nation.

Best Home Winning Percentage (nation - since 1990)

1. **Florida..... 116-13..... .899**
2. Nebraska 121-17877
3. Florida State.....98-16-1857
4. Kansas State 112-20-1846
5. Texas A&M 101-27-1787

-Here is how the Gators' record breaks down at home since 1990:

Overall	116-13
SEC.....	62-9
SEC East	38-2
SEC West.....	24-7
Non-Conference.....	54-4
Top-25 Teams	23-10
Top-10 Teams	12-6
Top-5 Teams.....	9-4
Unranked Teams	91-3
At Night (6 p.m. or later).....	38-4

-Since 1990, Florida has outscored its opponents by a combined 5,312 to 1,945 at home, putting the average outcome at 41.2 to 15.1 in favor of the Gators and making the average outcome a 26.1-point win.

-The Gators had two significant winning streaks at The Swamp in the 1990s: a 23-game streak from 1990-93 and a 30-game streak from 1994-99. In 126 home games from 1990-2009, UF scored 31 or more points 89 times and held its opponent to 14 or less points 70 times.

-IN THE STANDS-

-The Gators have sold out all season tickets for the 31st consecutive season after averaging a school-record 90,635 last season.

-Florida broke its single-game attendance record this season, drawing 90,907 to The Swamp for the Nov. 28 showdown against Florida State. It marked the largest crowd ever to watch a football game in the state of Florida. The state has hosted 14 Super Bowls, three BCS national title games and has featured 18 bowl games that included a team that went on to win at least a share of the national title.

-The Gators have ranked among the nation's top-15 schools in average home attendance in each of the last 28 years (1982-2009) and have ranked among the top nine in each of the last 19 years (1991-2009).

-In addition, UF set a school attendance record during the 2008 season, averaging 90,544 per game, which ranked ninth in the nation. That broke the previous standard, set in 2006 when the Gators averaged 90,409.

-Florida also maintains a current streak of 132 consecutive home sell-outs dating back to the 1989 season. That ranks fourth in the nation for current consecutive sellouts.

1. Nebraska.....307
2. Notre Dame216
3. Michigan163
4. **Florida 133**

-The largest crowd for a home opener at The Swamp was 90,707 in UF's 2005 win over Wyoming in Urban Meyer's first game as head coach of the Gators. The 2009 opener (90,621) was the second-largest.

UF'S LEGENDARY STATUS

-NATION'S ELITE-

-No other school has captured a national title while facing the nation's toughest schedule. According to NCAA statistics, Florida has done so twice, in 1996 and 2006, and also won the 2008 title facing the second-toughest schedule in the country.

-UF is the only school to claim three national championships in the past 13 years. The Gators have also played in the national championship game four times in the past 14 years.

-Florida is one of only two schools in the nation with three quarterbacks to win the Heisman Trophy and one of two schools nationally to have multiple Heisman winners since 1996.

-The Gators won at least nine games for a period of 12 consecutive years (1990-2001), something only three schools in major college history have done and no other SEC school has done.

-Florida became one of six schools in major college history to win 100 games during a decade, producing a 102-22-1 record in the 1990s. UF again reached that benchmark in the 2000s, going 100-30.

-UF is the only school in modern major college history to score 500 or more points for a period of four straight years (1993-96).

-Florida is one of two schools to have a player selected in the first round on the NFL Draft for nine consecutive years, with a Gator being tabbed each year from 1983-91 (Miami, 14 years, 1995-2008).

-UF is one of only four schools in the nation to have multiple recipients of the Campbell Trophy (formerly the Draddy Trophy), which is presented by the National Football Foundation and College Hall of Fame to the nation's top football scholar-athlete.

-No other school in the nation can boast a Heisman Trophy recipient who also received the Campbell Trophy (formerly the Draddy). Danny Wuerffel accomplished both in 1996, while Tim Tebow earned the Heisman in 2007 and the Campbell in 2009.

-SEC ELITE-

-Florida is the only SEC school to have three Heisman Trophy winners: Steve Spurrier (1966), Danny Wuerffel (1996) and Tim Tebow (2007).

-No other SEC school has won at least 10 games for a period of six consecutive years (1993-98), something only three schools in major college history have done.

-The Gators are the only SEC team to rank in the top 15 of the final polls for 12 straight years, and only four have done it in major college football history.

-The Gators have the best league record over a 100-SEC-game span, going 87-13 in SEC play from the beginning of the 1990 season through the seventh conference game of 2001.

-Florida is only one of two schools in SEC history to claim four league championships in a row (1993-96).

-Florida has played in 10 of the 18 SEC Championship Games that have been held, winning seven.

**January Bowl Appearances
(since 1993)**

1. Florida	16
2. Florida State	15
3. Ohio State	14
4. Tennessee	13
5. Michigan	12
6. Penn State	11
7. Nebraska	10

TITLE CENTRAL

-Florida is the only school in the nation to win three outright national titles since 1990. The 2006 and 2008 national championships were decided in the BCS National Championship Game, and Florida was the unanimous pick in all four major polls in 1996. Nebraska has also won three national titles in that time frame (1994, 1995, 1997), but the 1997 title was split with Michigan.

National Titles (since 1990)

Team	Years	Titles
Florida	1996, 2006, 2008	3
Nebraska	1994, 1995, 1997*	3
Alabama	1992, 2009	2
Florida State	1993, 1999	2
LSU	2003*, 2007	2
Miami (Fla.)	1991*, 2001	2
Southern Cal	2003*, 2004	2
Nine tied		1

*Split title

-In addition to their national standing, the Gators have also asserted themselves in the Southeastern Conference. Since the SEC Championship Game was instituted in 1992, UF has won more SEC titles than any other school.

Southeastern Championship Game Wins

Florida	7
Alabama/LSU	3
Georgia/Tennessee	2
Auburn	1

SEC Championship Game Appearances

Florida	10
Alabama	7
Tennessee	5
LSU	4
Arkansas/Auburn/Georgia	3
Ole Miss	1

COLLEGE LEADERS SINCE 1990**Wins**

1. Florida	205
2. Florida State	196
3. Nebraska	195
4. Miami (Fla.)	184
5. Tennessee	182

Top-10 Finishes

1. Florida	12
2. Florida State	11
3. Michigan	8
Nebraska	8
5. Tennessee	7

Top-15 Finishes

1. Florida	16
2. Florida State	13
Tennessee	13
4. Miami (Fla.)	12
Michigan	12
6. Penn State	11
7. Nebraska	10

GATORS IN THE NFL DRAFT**-FIRST-ROUND PROMINENCE-**

-The Gators have had 42 players selected in the opening round of the NFL Draft: nine running backs, nine defensive linemen, six wide receivers, five offensive linemen, five defensive backs, four linebackers and four quarterbacks.

-UF is one of four schools in the nation to have a first-round pick in each of the last four drafts. Florida has had a player drafted in the first round in 11 of the last 14 years and 20 of the last 27.

-No other school has more first-round picks than UF over the last four NFL Drafts.

First-Round Draft Picks (2007-Present)

1. Florida	7
Southern Cal	7
3. LSU	6
Tennessee	6

-GATORS IN DEMAND-

-Florida has had 26 players selected in the NFL Draft under head coach Urban Meyer and led the nation in players drafted with nine selections each in 2007 and 2010.

-Florida has led the nation in players drafted on five occasions all-time. In addition to 2007 and 2010, UF paced the nation with 10 selections in 1978 and shared for the lead with eight choices in 1999 and 2003.

-UF had at least 40 players chosen in the NFL Draft for the decades of 1950, 1970, 1980 and 1990. Florida had 50 selections from 2000-09, setting a school record for draft choices in a decade. The Gators got off to a quick start in the new decade with nine selections in the 2010 draft.

-Florida has had a combined six wide receivers and tight ends drafted since 2008, most in the nation during that time.

Combined WR/TE Drafted (Nation - 2008-Present)

1. Florida	6
2. Oklahoma	5
3. California	4
LSU	4
Missouri	4

-A Florida receiver has been drafted in 15 of the last 17 years, and 20 Gator wideouts have been selected during that stretch. In all, there have been 34 UF wide receivers selected in the draft.

Wide Receivers Drafted (2006-Present)

Florida	7
LSU	7
Ohio State	6
Southern Cal	4
Florida State	2
Miami	1
Georgia	1
Tennessee	1

-The Gators have had eight defensive linemen selected since 2006, including four in 2007 and two in 2010.

Refer to pp. 27-33 of the 2010 Florida Guide for further notes and charts regarding Florida Gators in the NFL and the NFL Draft.

Most Players Selected in the 2010 NFL Draft

1. Florida	9
2. Alabama	7
Oklahoma	7
Southern Cal	7
5. Iowa	6
LSU	6
Penn State	6
Tennessee	6
Texas	6
Utah	6

-WHAT THEY ARE SAYING-

"It's going to be a challenge, of course, but I'm ready for everything. I'm just so blessed and honored too, because when I was at Florida, I played against Andre Caldwell, Louis Murphy and Percy Harvin every day in practice. So playing versus those dudes definitely got me ready for the next level. I think just being able to play against that type of talent will just transfer over and help the transition a whole lot easier."

-Joe Haden, Cleveland Browns and former UF cornerback on preparing for his first NFL game

SEC IN THE NFL DRAFT

-The SEC has led or tied for the lead for the most selections in an NFL Draft in 11 of the last 13 years, including the last four drafts.

-The SEC had at least five players taken in every round of the 2010 NFL Draft. The league had eight players taken in rounds two, three and five; seven selected in round one and four; six in round seven; and five in round six.

-Since conference expansion in 1992, the SEC has had 114 players taken in the first round of the NFL Draft, an average of 6.3 per year.

-The SEC has had five picks in the top 20 of the first round four years in a row (2007-10).

-Since 2004, the SEC has had 32 players taken in the first 18 picks of the first round.

-In the last eight NFL Drafts, 11 of 12 SEC teams had at least one player go in the top 11 of the first round.

-Since 1990, the SEC has had 782 players selected in the NFL Draft, more than any other conference. The SEC has also produced the No. 1 pick in five of the past 13 NFL Drafts.

2010 NFL Draft Picks By Conference

SEC	49
Big Ten	34
ACC	31
Big 12	30
Pac-10	29

GATORS' PRO SUCCESS

-Florida has seen 19 former players go on to appear in the NFL's Pro Bowl. Of those, 12 made multiple appearances in the all-star showcase.

-Percy Harvin earned Offensive Rookie of the Year for his performance with the Minnesota Vikings in 2009. Harvin caught 60 passes for 790 yards and six touchdowns, while averaging 27.5 yards per return and scoring two more touchdowns as Minnesota's primary kickoff returner.

-Louis Murphy posted 34 receptions for 521 yards and four touchdowns as a rookie for the Oakland Raiders. Murphy, a fourth round pick, finished the 2009 season with 25 more receptions than fellow rookie wide receiver Darrius Heyward-Bey, who the Raiders selected with the seventh-overall pick in the same draft.

-A Gator has earned a Pro Bowl berth in 32 of the past 36 NFL seasons, including 12 of the past 13 and a streak of 11 consecutive Pro Bowls from 1986-96.

-At least one former UF player has appeared in the Super Bowl 27 times. Four Gators have appeared in the big game on two occasions (Super Bowls XXX and XLI).

-Thirteen former Gators have combined to win 20 Super Bowl rings. Don Chandler, Wilber Marshall and Max Starks have each won two, and Emmitt Smith and Godfrey Miles each claimed three.

-Florida is one of two schools (Pitt) that has two players --Emmitt Smith and Fred Taylor -- on top-15 list of the NFL's all-time top rushers.

-PRO FOOTBALL HALL OF FAME-

The University of Florida is the only school in the Southeastern Conference to have two inductees into the NFL Hall of Fame since 2001.

Former Gator running back Emmitt Smith was inducted into the Pro Football Hall of Fame in Canton, Ohio, on Aug. 7, 2010, following Gator great Jack Youngblood into the elite fraternity.

Smith was a three-time All-American at UF from 1987-89. He established 58 school records in three seasons, including a career rushing mark of 3,928. Following his junior season with the Gators, Smith was a first-round selection in the 1990 NFL Draft by the Dallas Cowboys. He finished his career with 18,355 rushing yards and 164 rushing touchdowns, both of which are NFL records.

Youngblood, regarded as the best defensive end in UF history, became the first Gator enshrined in the Pro Football Hall of Fame in 2001. He was named to the All-SEC team of the decade for the 1970s and was the Most Outstanding Player at the 1971 Senior Bowl. He went on to be a five-time All-Pro player for the Los Angeles Rams. Youngblood appeared in a Rams' record 201 consecutive games and only missed one game in his 14 seasons, that one coming in his final season in 1984.



Emmitt Smith

NFL GATORS

The following 37 former Gators are on NFL rosters heading into the 2010 season (as of Sept. 8):

DE Alex Brown.....	New Orleans Saints
WR Andre Caldwell.....	Cincinnati Bengals
G Carlisle Cooper	Oakland Raiders
WR Riley Cooper	Philadelphia Eagles
LB Channing Crowder	Miami Dolphins
DE Jermaine Cunningham	New England Patriots
LB Andra Davis	Buffalo Bills
DE Carlos Dunlap.....	Cincinnati Bengals
DB Joe Haden	Cleveland Browns
WR Jabar Gaffney	Denver Broncos
RB Earnest Graham	Tampa Bay Buccaneers
QB Rex Grossman.....	Washington Redskins
DE Derrick Harvey	Jacksonville Jaguars
WR Percy Harvin	Minnesota Vikings
TE Aaron Hernandez	New England Patriots
KR Brandon James.....	Indianapolis Colts (PS)
DT Ray McDonald.....	San Francisco 49ers
C Drew Miller.....	St. Louis Rams (PS)
DL Jeremy Minney	Jacksonville Jaguars
LB Jarvis Moss	Denver Broncos
WR Louis Murphy	Oakland Raiders
WR David Nelson	Buffalo Bills
S Reggie Nelson.....	Cincinnati Bengals
OL Mike Peterson	Atlanta Falcons
C/G Maurkice Pouncey	Pittsburgh Steelers
QB Lito Sheppard.....	Minnesota Vikings
ILB Brandon Siler	San Diego Chargers
MLB Brandon Spikes.....	New England Patriots
T Max Starks.....	Pittsburgh Steelers
RB Fred Taylor.....	New England Patriots
QB Tim Tebow	Denver Broncos
DL Marcus Thomas	Denver Broncos
RT Phil Trautwein	St. Louis Rams (IR)
DL Gerard Warren.....	New England Patriots
OL Jason Watkins.....	Buffalo Bills (PS)
S Major Wright.....	Chicago Bears
RB DeShawn Wynn	New Orleans Saints

(PS) = Practice Squad; (IR) = Injured Reserve



UNOFFICIAL DEPTH CHART (AS OF 10/3/10)

-OFFENSE-

WR	6	Deonte Thompson	4	Andre Debose	84	Quinton Dunbar
WR	8	Trey Burton	82	Omarius Hines	81	Robert Clark
LT	76	Marcus Gilbert	64	Kyle Koehne		
LG	57	Carl Johnson	67	Jon Halapio	72	Jonotthan Harrison
C	55	Mike Pouncey	50	Sam Robey	58	Nick Alajajian
RG	74	Maurice Hurt	67	Jon Halapio	66	James Wilson
RT	73	Xavier Nixon	74	Maurice Hurt	58	Nick Alajajian
TE	11	Jordan Reed	8	Trey Burton OR 82 Omarius Hines		
QB	12	John Brantley	8	Trey Burton OR 10 Tyler Murphy		
RB	2	Jeff Demps OR 21 Emmanuel Moody	23	Mike Gillislee	33	Mack Brown
FB	45	T.J. Pridemore	8	Trey Burton		
WR	9	Carl Moore	85	Frankie Hammond, Jr.		

Note: 12 offensive positions listed. Opening formation determines the 11 game starters.

-DEFENSE-

DE	94	Justin Trattou	34	Lerentee McCray OR 58 Dominique Easley		
DT	99	Omar Hunter	90	Lawrence Marsh OR 47 Brandon Antwine		
DT	6	Jaye Howard OR 92 Terron Sanders	73	Sharriif Floyd		
DE	44	Duke Lemmens	96	William Green OR 7 Ronald Powell		
SLB	16	A.J. Jones OR 44 Duke Lemmens	48	Neiron Ball		
MLB	52	Jonathan Bostic	43	Jelani Jenkins	51	Michael Taylor
WLB	43	Jelani Jenkins OR 16 A.J. Jones	40	Brandon Hicks	26	Lorenzo Edwards
LCB	1	Janoris Jenkins	29	Josh Shaw OR 14 Jaylen Watkins		
RCB	8	Jeremy Brown	31	Cody Riggs		
FS	10	Will Hill	24	Josh Evans		
SS	35	Ahmad Black	22	Matt Elam		

-SPECIALISTS-

PK	17	Chas Henry	97	Brad Phillips		
KO	97	Brad Phillips	17	Chas Henry		
P	17	Chas Henry	40	David Lerner	19	Caleb Sturgis
LS (P)	54	Christopher Guido				
LS (FG)	59	John Fairbanks				
H	47	John Crofoot	17	Chas Henry		
KR	2	Jeff Demps	23	Mike Gillislee	4	Andre Debose
PR	1	Janoris Jenkins				

COLLEGEPRESSBOX.COM

collegepressbox.com is the official media website for Southeastern Conference football. Access and download weekly game notes, quotes, statistics, media guides and more for the conference and each of its 12 member schools throughout the season. Log-in information will be distributed to accredited media or you can apply for a password by sending an e-mail to password@collegepressbox.com.

collegepressbox.com
SINCE 2005 EVERYTHING BUT THE PRE-GAME MEAL

GATORZONE ON SUN SPORTS

Beginning its ninth season this fall, GatorZone features all the latest news and notes on Gator athletics. Join hosts Jeff Cardozo and Megan Curl on GatorZone every Wednesday at 5:30 p.m. on Sun Sports as they



keep you up to date on the Orange and Blue. GatorZone recaps the week that was in Gator athletics with GatorBites, while Larry Vettel interviews various Florida coaches on their team's recent performances. GatorZone features in-depth student-athlete stories highlighting their accomplishments both on and off the field of play. GatorZone - the award-winning show for The Gator Nation.

HEAD COACH URBAN MEYER

Now in his sixth season at the University of Florida, Urban Meyer has guided the Gators to a pair of national championships, two Southeastern Conference championships and has posted the best regular-season SEC record (34-9) during the last five years and a 61-11 mark overall, which is the best winning percentage (.847) in UF history. He has led the Gators to 52 wins since the beginning of the 2006 season, the second-highest victory total in the nation in that time span (Chris Petersen, Boise State).



Meyer, who is in his 25th year coaching, including 10 as a head coach, was the first coach ever to win two BCS National Championships and the first coach in the history of the SEC to win two outright National Titles. Florida has been ranked in each of the 88 polls under Coach Meyer, including 62 weeks in the top 10.

A three-time national Coach of the Year, Meyer's career record stands at 100-19, and his .840 winning percentage is No. 1 nationally among active coaches with at least five years of coaching experience. He was named "Coach of the Decade" by *Sporting News*.

He owns a 57-4 (.934) record at home in his career, including 35-2 (.946) in The Swamp. Few are better at getting a team ready to play, as Meyer sports a 31-3 (.912) record when having more than a week to prepare for a game (season openers, bowl games and coming off a bye week).

In 2008, Meyer accomplished the unprecedented feat of knocking off the BCS No. 1-ranked team in consecutive games, downing Alabama in the SEC Championship Game before dispatching Oklahoma in the BCS National Championship Game. Add in the 2007 BCS National Championship Game victory over Ohio State, and Meyer is the only coach to have defeated three BCS No. 1-ranked teams in his career.

Head Coaching Record

Year	School	Record	Conference Record	Final Poll*
2001	Bowling Green	8-3	5-3	NR
2002	Bowling Green	9-3	6-2	NR
2003	Utah	10-2	6-1^	21/21
2004	Utah	12-0	7-0^	4/5/3
2005	Florida	9-3	5-3	12/16
2006	Florida	13-1	7-1^	1/1
2007	Florida	9-4	5-3	13/16
2008	Florida	13-1	7-1^	1/1
2009	Florida	13-1	8-0	3/3
2010	Florida	4-1	2-1	--

Totals: 10th Year 100-19 (.840) 57-15 (.792)

^Conference Champion; *Polls listed are AP/Coaches'/Sports Illustrated

Top Winning Percentage of Active Coaches (Minimum 5 Years)

Coach	School	Record	Winning Pct.
1. Urban Meyer	Florida	100-19	.840
2. Bob Stoops	Oklahoma	122-29	.808
3. Gary Patterson	TCU	90-28	.763
4. Joe Paterno	Penn State	397-131-3	.750
Kyle Whittingham	Utah	51-17	.750
6. Jim Tressel	Ohio State	234-78-2	.748
7. Mark Richt	Georgia	91-31	.746
8. Brian Kelly	Notre Dame	173-60-2	.740
9. Paul Johnson	Georgia Tech	130-48	.730
10. Bronco Mendenhall	BYU	50-19	.725

SEC Winning Percentage (Career - Min. 5 Years)

1. Robert Neyland	Tennessee	62-15-5	.787
2. Urban Meyer	Florida	36-10*	.783
3. Frank Thomas	Alabama	59-16-6	.765
4. Paul Bryant	Alabama/Kentucky	159-46-9	.764
5. Nick Saban	Alabama/LSU	53-17*	.757
6. Steve Spurrier	Florida/S. Carolina	106-37*	.741

*Includes SEC Championship Game

DID YOU KNOW?

MAKING A DIFFERENCE: Meyer is co-chair, along with basketball head coach Billy Donovan, of a campus charge to raise \$50 million for UF's Florida Opportunity Scholars Program. Meyer has committed \$1 million to the cause over the life of his recently-signed six-year contract. The program was created by UF President Bernie Machen to provide financial assistance to first-generation, financially disadvantaged students working toward a bachelor's degree. Today, there are 771 Scholars attending UF, and over \$3.6 million have been awarded through the program.

GATOR BAIT: Meyer holds a 16-1 record against traditional rivals Tennessee, Georgia, Florida State and Miami (Fla.). He is the only coach in school history to open his career with five straight wins each over Tennessee and Florida State.

SPECIAL TEAMS NOT JUST A NAME: Meyer-coached teams have blocked 48 kicks, including 31 punts, 14 field goals and three extra points. In 2008, the Gators blocked a school-record nine kicks, tied for the most by one of Meyer's teams (Utah, 2004). Florida has blocked one kick in 2010, as Omar Hunter batted down a field goal try against Kentucky.

THE ROAD TO THE DRAFT: There have been 26 Gators selected in the NFL Draft under Meyer, including seven first-round picks. No team in the nation had more players selected than Florida's nine in 2007 and 2010.

ACADEMIC EMPHASIS: During Meyer's tenure, 86 football players have graduated from the University of Florida, and 131 players have been named to the SEC Academic Honor Roll, including a league-record 37 in 2008. Florida's APR was 971 in the May 2010 report by the NCAA, placing them in the 80th-90th percentile within the sport and well have football's Division I average of 947.

BEST OF THE BEST: Meyer is one of two active coaches to win a pair of outright national championships (2006 and 2008), coach a Heisman Trophy winner (Tim Tebow) and coach a first-overall draft pick in the NFL Draft (Alex Smith).

FASTEST TO 50

-Since the SEC's inception in 1933, no coach has begun his SEC career faster than Urban Meyer. With last year's win vs. Arkansas, Meyer collected his 50th win as an SEC head coach, reaching that mark in just 59 games. That tied Frank Thomas of Alabama for the fastest to achieve 50 wins as an SEC head coach.

Fastest to 50 Wins as an SEC Coach (since 1933)

Urban Meyer (UF)	59
Frank Thomas (Alabama)	59
Gene Stallings (Alabama)	60
Phillip Fulmer (Tennessee)	61
Mark Richt (Georgia)	62
Steve Spurrier (Florida)	63
Allyn McKeen (Mississippi State)	63

THE URBAN MEYER FILE

- 24 years collegiate coaching experience (Florida, Ohio State, Illinois State, Colorado State, Notre Dame, Bowling Green, Utah)
 - The 2010 Allstate Sugar Bowl was his 14th bowl game (all as a coach)

PERSONAL

Birthdate: July 10, 1964

Hometown: Ashtabula, Ohio

Alma Mater: Cincinnati (1986); Ohio State (1988)

Family: Wife, Shelley; children, Nicole, Gigi, Nathan

-COACHING EXPERIENCE-

Florida
 2005-Present.....Head Coach

Utah
 2003-04Head Coach

Bowling Green
 2001-02Head Coach

Notre Dame
 1996-2000 Wide Receivers

Colorado State
 1990-95 Wide Receivers

Illinois State
 1989 Quarterbacks/Wide Receivers

Illinois State
 1988 Outside Linebackers

Ohio State
 1987 Receivers (Grad. Assistant)

Ohio State
 1986 Tight Ends (Grad. Assistant)

-PLAYING EXPERIENCE-

Lettered as a defensive back at the University of Cincinnati...A 13th-round pick in the 1982 Major League Baseball June Amateur Draft as a shortstop...Played two years in the Atlanta Braves' organization.

2010 GATOR COACHING STAFF

Steve Addazio..... Associate Head Coach, Offensive Coordinator/
Offensive Line
 Teryl Austin..... Defensive Coordinator/Cornerbacks
 Zach Azzanni Passing Game Coordinator/Wide Receivers
 Stan Drayton Running Backs/Recruiting Coordinator
 D.J. Durkin Linebackers/Special Teams Coordinator
 *Chuck Heater Co-Defensive Coordinator/Safeties
 *Scot Loeffler..... Quarterbacks
 Dan McCarney..... Assistant Head Coach, Defense/Defensive Line
 Brian White..... Tight Ends/Fullbacks

* - In coaches' booth on game day

UF YEAR-BY-YEAR STATS UNDER MEYER

	2006	2007	2008	2009	2010
Points/PPG	416/29.7	552/42.5	611/43.6	502/35.9	157/31.4
First Downs	285	305	306	314	94
First Downs Rushing	117	153	154	158	35
First Downs Passing	152	141	129	142	52
Rushing Yards	2,240	2,602	3,236	3,105	755
Avg. Per Rush	4.7	5.3	5.9	5.6	4.2
TDs Rushing	24	39	42	30	12
Avg. Rush Yds./Game	160.0	200.2	231.1	221.8	151.0
Passing Yardage	3,305	3,341	2,995	3,305	944
Comp.-Att.-Int.	255-399-14	240-361-6	211-329-5	249-364-5	90-147-4
Avg. Pass Yds./Game	236.1	257.0	213.9	236.1	188.8
Passing TDs	29	32	33	28	6
Total Offense	5,545	5,943	6,231	6,410	1,699
Avg. Per Play	6.3	7.0	7.1	7.0	5.2
Avg. Per Game	396.1	457.2	445.1	457.9	339.8

ELITE RANKINGS

Along with his outstanding winning track record, Meyer has led the Gators to many impressive statistical achievements that rank among the top both in the SEC and in the nation. Below is a list of categories in which the Gators have ranked in both the SEC's top two and the NCAA's top 25 for each of the past five seasons:

Year	Category	Stat	SEC Rank	Nat'l rank
2009	Passing Efficiency	167.3	1	1
	Pass Defense	152.8 ypg	1	2
	Sacks	40	1	T-4
	Kickoff Returns	26.4	1	5
	Total Offense	457.9 ypg	1	6
	3rd Down Conv.	.492	1	7
	First Downs	314	1	14
	Punting	41.03 avg.	2	2
	Total Defense	252.6 ypg	2	4
	Scoring Defense	12.4 ppg	2	4
	Pass Efficiency Defense	96.1	2	6
	Opp. 3rd Down Conv.	.299	T-2	T-6
	Scoring Offense	35.9 ppg	2	10
	Rushing Offense	221.8 ypg	2	10
	Rushing Defense	99.8 ypg	2	12
	4th Down Conv.	.647	2	21
2008	Field Goal Pct.	.923	1	1
	Turnover Margin	+1.57	1	2
	Pass Efficiency Defense	96.7	1	3
	Red Zone Defense	.692	1	3
	Passing Efficiency	170.7	1	4
	Scoring Offense	43.6 ppg	1	4
	Scoring Defense	12.9 ppg	1	4
	Punting	38.1 avg.	1	8
	3rd Down Conv.	.516	1	8
	Rushing Offense	231.1 ypg	1	10
	Opp. 4th Down Conv.	.333	1	T-13
	Total Offense	445.1 ypg	1	15
	First Downs	306	1	25
	Red Zone Offense	.912	2	9
2007	4th Down Conv.	.688	2	12
	Sacks	34	2	T-18
	Sacks Allowed	16	2	T-24
	Passing Efficiency	170.2	1	2
	Scoring Offense	42.5 ppg	1	3
	Punt Returns	15.1 avg.	1	7
	Net Punting	38.7 avg.	1	9
	Rushing Defense	103.3 ypg	1	10
	Total Offense	457.2 ypg	1	14
	Sacks Allowed	1.0/game	2	T-5
	Rushing Defense	72.5 ypg	1	5
	Pass Efficiency Defense	98.3	2	4
	Total Defense	255.4 ypg	2	6
	Scoring Defense	13.5 ppg	2	6
2006	Net Punting	37.7 avg.	2	12
	Total Offense	396.1 ypg	2	19
	Scoring Offense	29.7 ppg	2	23
	Turnover Margin	+1.50	1	3

URBAN MEYER SUPERLATIVES

-TEAM GAME HIGHS-

Points.....	72, Ohio (10/5/02)
First Downs	37, Ohio (10/5/02)
Rushes	58, Kent State (10/6/01)
Yards Rushing	394, The Citadel (11/22/08)
Yards Per Rush ..	11.2, Chas. Southern (9/5/09)
TD Rushes	6, The Citadel (11/22/08)
Pass Attempts ..	53, at Northwestern (11/17/01)
.....	Northern Illinois (11/9/02)
Pass Comp.	36 at Northwestern (11/17/01)
Yards Passing.....	482 vs. Cincinnati (1/1/10)
Yards Per Pass.....	21.4, Tennessee, (9/15/07)
TD Passes	5, FIU (11/21/09)
.....	Troy (9/12/09)
.....	Ohio (10/05/02)
.....	Eastern Michigan (11/23/02)
.....	at San Diego State (10/30/04)
Total Plays	100, vs. Kent State (10/06/01)
Total Offense	705, The Citadel (11/22/08)
Yards Per Play	11.9, The Citadel (11/22/08)
Sacks By	9, Pittsburgh (1/01/05)
Penalties.....	14, at Ole Miss (9/22/07)
.....	LSU (10/7/06)
Penalty Yards ..	130, Colorado State (11/06/04)
Turnovers ...5 at	Western Michigan (10/13/01)
Interceptions By	4, USF (9/11/10)
.....	Miami Univ. (9/4/10)
.....	vs. Georgia (10/31/09)
.....	at Kent State (11/02/02)
.....	Hawaii (8/30/08)
Punts	10 at LSU (10/15/05)
Fumbles	9 at Texas A&M (9/6/03)
Fumbles Lost	4 vs. Arkansas (10/17/09)
Forced Fumbles	7, Kent State (10/6/01)
Fumbles Recovered	4, Kent State (10/6/01)
.....	Toledo (11/23/01)
.....	at Colorado State (9/27/03)
.....	at Southern Miss (12/31/03)
Time of Possession	43:34,
.....	vs. Kent State (10/6/01)
Points, First Quarter	31 points
.....	9/26/09, at Kentucky W (41-7)
Points, Second Quarter	35 points
.....	9/24/05, at Kentucky W (49-28)
Points, Third Quarter	28 points
.....	8/30/08 vs. Hawaii W (56-10)
Points, Fourth Quarter	29 points
.....	11/17/01 at Northwestern W (43-42)
Points, Half	49 points
.....	9/24/05 at Kentucky W (49-28)
.....	9/8/07 vs. Troy W (59-31)
.....	11/22/08 vs. The Citadel W (70-19)
Points, First Half	49 points
.....	9/24/05 at Kentucky W (49-28)
.....	9/8/07 vs. Troy W (59-31)
Points, Second Half	35 points
.....	10/5/02 vs. Ohio W (72-21)
.....	11/23/02 vs. Eastern Michigan W (63-21)
.....	11/1/08 vs. Georgia W (49-10)

-INDIVIDUAL GAME HIGHS-

Rushes	36, Brandon Warfield
.....	at Texas A&M (9/6/03)
Yards Rushing	181, Brandon Warfield
.....	at Texas A&M (9/6/03)
TD Rushes	5, Trey Burton
.....	vs. Kentucky (9/25/10)
.....	Tim Tebow at South Carolina (11/10/07)
Long Rush	92, Steve Savoy
.....	vs. BYU (11/20/04)
Pass Attempts	52, Josh Harris
.....	vs. Northern Illinois (11/9/02)
Pass Completions	32, Chris Leak
.....	vs. Vanderbilt (11/5/05)
Yards Passing.....	482, Tim Tebow
.....	vs. Cincinnati (1/1/10)
TD Passes	5, Alex Smith
.....	at San Diego State (10/30/04)
Long Pass	80, Tim Tebow
.....	vs. Cincinnati (1/1/10)
.....	Chris Leak vs. Louisiana Tech (9/10/05)
Receptions	15, Paris Warren
.....	vs. Pittsburgh (1/1/05)
Yards Receiving	215, Robert Redd
.....	at Marshall (9/29/01)
TD Receptions	3, Robert Redd vs. Ohio
.....	(10/5/02)
.....	Paris Warren vs. Colorado State (11/6/04)
.....	Chad Jackson vs. Wyoming (9/3/05)
.....	Riley Cooper vs. Western Carolina (11/18/06)
Long Reception	80, Riley Cooper
.....	vs. Cincinnati (1/1/10)
.....	Chad Jackson vs. Louisiana Tech (9/10/05)
Field Goals	3, Caleb Sturgis
.....	at Mississippi State (10/24/09),
.....	vs. Arkansas (10/17/09) & Tenn. (9/19/09)
.....	Jonathan Phillips at Tennessee (9/20/08) &
.....	vs. LSU (10/11/08)
.....	Chris Hetland vs. Tennessee (9/18/05)
.....	David Carroll at San Diego State (10/30/04)
Long Field Goal	56, Caleb Sturgis
.....	vs. Georgia (10/31/09)
Punts	10, Eric Wilbur
.....	at LSU (10/15/05)
Punting Average	62.3, Chas Henry
.....	at Alabama (10/2/10)
Long Punt	75, Chas Henry
.....	at Alabama (10/2/10)
Long Punt Return	83, Brandon James
.....	vs. Tennessee (9/15/07)
Long Kickoff Return	90, Morgan Scalley
.....	vs. UNLV (10/23/04)
Tackles	18, Chris Haneline
.....	at Northwestern (11/17/01)
Sacks	3, 7x, last by Carlos Dunlap
.....	at Mississippi State (10/24/09)
Tackles For Loss	4, Jermaine Cunningham
.....	vs. Arkansas (10/17/09)
.....	Brandon Spikes vs. Auburn (9/29/07)
Interceptions	2, 12x, last by Ahmad Black
.....	vs. USF (9/11/10)

MEYER IN THE POLLS AT UF

DATE	AP	COACHES'	BCS	HAR
Preseason '05	10	11	NP	
Week 1	10	10	NP	
Week 2	6	7	NP	
Week 3	5	5	NP	
Week 4	5	5	NP	4
Week 5	13	15	NP	15
Week 6	11	13	NP	12
Week 7	18	19	20	19
Week 8	16	18	19	17
Week 9	13	15	16	15
Week 10	12	12	13	13
Week 11	20	20	22	20
Week 12	19	19	23	19
Week 13	17	18	17	18
Week 14	16	18	17	17
2005 Final	12	16	NP	NP
Preseason '06	7	8	NP	NP
Week 1	7	7	NP	NP
Week 2	7	6	NP	NP
Week 3	5	5	NP	NP
Week 4	5	5	NP	6
Week 5	5	5	NP	5
Week 6	2	3	NP	3
Week 7	9	10	6	9
Week 8	9	8	6	9
Week 9	7	7	4	7
Week 10	6	6	4	6
Week 11	3	3	4	4
Week 12	4	4	4	4
Week 13	4	4	4	4
Week 14	2	2	2	2
2006 Final	1	1	NP	NP
Preseason '07	6	3	NP	NP
Week 1	4	3	NP	NP
Week 2	5	3	NP	NP
Week 3	3	3	NP	NP
Week 4	4	3	NP	4
Week 5	9	7	NP	8
Week 6	13	14	NP	13
Week 7	14	14	15	14
Week 8	T-9	11	11	9
Week 9	18	17	20	16
Week 10	17	18	15	17
Week 11	14	14	12	14
Week 12	12	12	14	13
Week 13	10	11	10	11
Week 14	9	12	12	10
2007 Final	13	16	NP	NP
Preseason '08	5	5	NP	NP
Week 1	5	5	NP	NP
Week 2	4	4	NP	NP
Week 3	4	4	NP	NP
Week 4	4	4	NP	NP
Week 5	12	13	NP	11
Week 6	11	12	NP	11
Week 7	5	7	NP	6
Week 8	5	7	10	6
Week 9	5	7	8	6
Week 10	4	5	5	4
Week 11	3	3	4	3
Week 12	3	3	4	3
Week 13	2	3	4	2
Week 14	2	4	4	2
Week 15	1	2	2	1
2008 Final	1	1	NP	NP
Preseason '09	1	1	NP	NP
Week 1	1	1	NP	NP
Week 2	1	1	NP	NP
Week 3	1	1	NP	NP
Week 4	1	1	NP	NP
Week 5	1	1	NP	1
Week 6	1	1	NP	1
Week 7	1	1	NP	1
Week 8	2	1	1	1
Week 9	1	1	1	1
Week 10	1	1	1	1
Week 11	1	1	1	1
Week 12	1	1	1	1
Week 13	1	1	1	1
Week 14	1	1	1	1
Week 15	5	5	5	5
2009 Final	3	3	NP	NP
Preseason '10	4	3	NP	NP
Week 2	8	6	NP	NP
Week 3	10	7	NP	NP
Week 4	9	8	NP	NP
Week 5	7	7	NP	NP
Week 6	TBA	TBA	NP	NP

NP - No Poll

AT A GLANCE

The Gator assistant coaches boast 186 years of combined coaching experience, including 165 at the collegiate level, 11 years in the NFL and 10 in high school football.

Florida's coaching staff sees four additions this season. Zach Azzanni joined the Gators as wide receivers coach prior to their Sugar Bowl victory at the conclusion of the 2009 season. Teryl Austin, Stan Drayton and D.J. Durkin all joined UF's staff during the offseason.

All of the newcomers take on a coordinator role, with Austin overseeing the defense, Azzanni serving as passing game coordinator, Durkin handling special teams and Drayton stepping in as recruiting coordinator.

STEVE ADDAZIO
**ASSOCIATE HEAD COACH,
OFFENSIVE COORDINATOR/OFFENSIVE LINE**


A 25-year veteran of the coaching ranks, Steve Addazio is in his sixth season at the University of Florida, where he adds associate head coach to his duties in his second season as offensive coordinator while continuing to instruct the offensive line. In his first year overseeing the offense, UF led the SEC in total offense and finished second in rushing offense, passing offense and scoring offense. Florida was the only team nationally to both rush and pass for over 3,000 yards.

TERYL AUSTIN
DEFENSIVE COORDINATOR/CORNERBACKS


Teryl Austin brings 19 years of coaching experience, including 12 at the collegiate level and seven in the NFL, to the Gators. Austin helped guide both the Seattle Seahawks and Arizona Cardinals to an NFC Championship and Super Bowl appearance. In Arizona's run to the Super Bowl, Austin helped first-round draft pick Dominique Rodgers-Cromartie pick a team-best four passes, plus another two in the postseason. In 2004, three Seahawks recorded five or more interceptions for just the second time in team history.

ZACH AZZANNI
PASSING GAME COORDINATOR/WIDE RECEIVERS


Joining the UF staff in December 2009, prior to the team's Sugar Bowl victory over Cincinnati, Zach Azzanni came from a successful three-year stint at Central Michigan. Azzanni helped the Chippewas to three January bowls and two Mid-American Conference championships from 2007-09 after being part of CMU's 1994 MAC championship squad as a wide receiver. He helped Antonio Brown and Bryan Anderson each garner All-MAC honors three straight years (2007-09), including two first-team appearances for each.

STAN DRAYTON
RECRUITING COORDINATOR/RUNNING BACKS


Stan Drayton rejoins the Florida staff after his prior 2005-07 stint in Gainesville, coaching running backs while also serving as recruiting coordinator. Drayton was part of the UF staff that won the 2006 national championship. Drayton previously coached Brian Westbrook to the 2001 Walter Payton Award while at Villanova and helped Jerious Norwood to one of the most successful seasons by a running back in Mississippi State history.

-IN THE BOOTH-

This season, Chuck Heater (safeties) and Scot Loeffler (quarterbacks) coach from the booth on game days, along with Justin Frye (offensive graduate assistant) and Anthony Weaver (defensive graduate assistant).

D.J. DURKIN
LINEBACKERS/SPECIAL TEAMS COORDINATOR


After three seasons leading Stanford's defensive ends and special teams, D.J. Durkin joins the Gator staff to oversee linebackers and special teams. Durkin is the first special teams coordinator UF has had since Urban Meyer became head coach. Stanford ranked No. 11 in the nation in sacks per game in both 2007 and 2009. In 2009, he helped lead Stanford to a Pac-10-best 27.5.

CHUCK HEATER
CO-DEFENSIVE COORDINATOR/SAFETIES


A 34-year veteran of college coaching, including stints at Colorado, Notre Dame, Ohio State and Wisconsin, Chuck Heater is now in his sixth year at the University of Florida. He has coached in 23 bowl games during his career, including seven New Year's Day bowls and the 2007 and 2009 BCS National Championship Games, where Florida captured two national titles. Heater helped coach the 2008 Gators to a school-record 26 interceptions.

SCOT LOEFFLER
QUARTERBACKS


Scot Loeffler enters his second season on the UF staff in 2010. Prior to coaching the 2008 season with the NFL's Detroit Lions, Loeffler spent six seasons (2002-07) as the University of Michigan's quarterbacks coach. During his tenure, Michigan quarterbacks threw for 142 touchdowns compared to just 44 interceptions. Quarterbacks he coached at Michigan, including an earlier stint as a graduate assistant, have appeared in over 200 NFL games and own a combined four Super Bowl rings.

DAN McCARNEY
ASSISTANT HEAD COACH DEFENSE/DEFENSIVE LINE


With 33 years of coaching experience, Dan McCarney enters his third year with the Gators. He was an instrumental part of the 2009 Gator defense that allowed 12.4 points per game, fourth-lowest in the nation. He saw two of his players selected in the second round of the 2010 NFL Draft. McCarney is the longest-serving and winningest head coach in the history of the Iowa State program and led the Cyclones to their first-ever bowl victory.

BRIAN WHITE
TIGHT ENDS


Brian White enters his second year at UF holding 24 years of collegiate coaching experience. The 2004 winner of the American Football Coaches Association (AFCA) Division I Assistant Coach of the Year, White has tutored a Heisman Trophy Winner (Ron Dayne) and five NFL Draft picks during his career. White holds a bachelor's degree from Harvard and master's degrees from Fordham and Notre Dame.

UF COMMUNICATIONS**COMMUNICATIONS DEPARTMENT****Phone:** (352) 375-4683, x6100**Fax:** (352) 375-4809**E-Mail:** sidmail@gators.uaa.ufl.edu**OVERNIGHT SHIPPING ADDRESS**

Gale Lemerand Drive

Central Receiving, Ben Hill Griffin Stadium
Gainesville, FL 32611**FOOTBALL CONTACTS**

Associate A.D. - Communications

Steve McClain - Coach Meyer Interviews
(352) 375-4683, x6100

Assistant Director - Communications

Denver Parler - Player/Asst. Coach Interviews
(352) 375-4683, x6135

Assistant Director - Communications

John Hines - Player Interviews
(352) 375-4683, x6130**INFO SOURCES****WEBSITE**Public - www.GatorZone.comMedia Only - www.GatorZone.com/media-only

(username: press / password: 4g8rpress)

CREDENTIAL REQUESTSGatorZone.com/mediaonly**PHOTOS AND LOGOS**SECsports.com/media (Digital Image Studio)For UF materials, please E-mail Amanda Brooks at AmandaBr@gators.uaa.ufl.edu.**FLORIDA FOOTBALL E-MAIL LIST**To be added to the Gator Football E-mail list, please E-mail Steve McClain at SteveM@gators.uaa.ufl.edu.**SEC E-MAIL LIST**To be added to the SEC Football E-mail list, please E-mail Charles Bloom of the SEC Media Relations Office at cbloom@sec.org.**-COACH MEYER INTERVIEW OPPORTUNITIES (GAME WEEK)-**

Please coordinate all requests for telephone and personal interviews with Coach Meyer with Steve McClain in the Communications Office. Coach Meyer's weekly schedule appears at the bottom of this page.

-ASSISTANT COACH AND PLAYER INTERVIEW OPPORTUNITIES (GAME WEEK)-

- All assistant coach and player interviews must be coordinated with Denver Parler in the Florida Communications Office. Players will be available on Monday (at the weekly press conference), Tuesdays and Wednesdays (time and location TBA).

- The starting quarterback will only be available on Mondays at the weekly press conference and all other quarterbacks are available on Tuesdays only.

- Offensive Coordinator Steve Addazio will be available to the media on Tuesday and Defensive Coordinator Teryl Austin will be available on Wednesday.

- Telephone interviews should be booked at least one day in advance, and are normally limited to those times reserved for these general interview sessions. All player interviews will conclude following the Wednesday session.

- The Florida Communications Office will NOT give out home phone numbers for any players and players may not be contacted directly by phone, text or e-mail.

- The team locker room, training room and strength complex are considered private work areas. These areas, as well as players' housing (campus and off-campus), are off-limits to media representatives.

-WEEKLY PRESS CONFERENCE-

- Coach Meyer's weekly press conferences will begin Monday, Aug. 30, and will be held each Monday during the season except on Oct. 18 (UF's bye week). Select players and Coach Meyer will address all media representatives in the South End Zone Meeting Room from 10 a.m.-noon, with Coach Meyer scheduled as early as 11:15 a.m. When entering the SEZ Meeting Room and during the availability, members of the media are to use the entrance and exit located inside of the South End Zone tunnel and are not to be in any of the team areas at any time.

-SATELLITE FEEDS-**Sunday's Urban Meyer Show****10:30 - 11:15 a.m. ET**

KU Band Digital Feed, Galaxy 17, Transponder 24, Slot A, Downlink frequency: 12146.5 Horizontal, Symbol Rate: 3.9787, FEC: 3/4. The feeds begin Sunday starting Sept. 5 and every Sunday following a football game. There will be no show on Oct. 17. Highlights are limited to three minutes per news program. Contact: Jerry Wetzel (352) 375-4683, x6630.

Monday (Coach Meyer/Players) Feed by 3:30 p.m. ETStarting with the 2010 season, the Florida athletics department will utilize the XOS Studio media exchange platform to post interviews from Coach Meyer and selected players on game week. These video files will be posted by 3:30 p.m. ET on Mondays. The feeds will begin on Aug. 30 and will run every Monday of game week throughout the season except on Oct. 18. (UF's bye week). For more information about XOS Studio and how to access the service, contact Jon Rubin (JonRu@gators.uaa.ufl.edu or (352) 375-4683, x6629).**Sun Sports Game Feed**

All Florida football games are broadcast tape delay by Sun Sports. For coordinates, call Sports Access at (800) 458-5609. Highlights are limited to three minutes for newscast purposes.

-QUOTES (BROADCAST QUALITY)-**Monday** - Coach Meyer Press Conference; quotes available through www.GatorZone.com/media and playback available on the Gator Sportsline (352) 375-4683, x3232**Saturday** - Coach Meyer Post-Game comments; quotes available through www.GatorZone.com/mediaSteve McClain
SteveM@gators.uaa.ufl.edu**LSU WEEK SCHEDULE**Denver Parler - DenverP@gators.uaa.ufl.edu
John Hines - JohnH@gators.uaa.ufl.edu

3	4	5	6	7	8	9
SUN.	MON.	TUES.	WED.	THURS.	FRI.	SAT.
NO INTERVIEWS	11:15 a.m. - Coach Meyer 11:30 a.m. - Interviews w/select Players	TBA - Players Post Practice - Interviews w/Coach Addazio/Assistant Coaches	11:20 a.m. - Coach Meyer SEC Teleconference, please contact the SEC Office at (205) 458-3010 TBA - Players (except QBs)* Post Practice - Interviews w/Coach Austin/Asst. Coaches	Post Practice - Interviews with Coach Meyer NO PLAYER INTERVIEWS	NO INTERVIEWS	7:30 p.m. - LSU Post Game - Coach Meyer and selected players will be available

AHMAD BLACK (LAKELAND, FLA.)

Bednarik Award Watch List (S)
NationalChamps.net Preseason All-America Honorable Mention (DB)
Preseason All-SEC First Team (media) (DB)
Phil Steele Preseason All-SEC Second Team (S)
SEC Coaches Preseason All-SEC Second Team (DB)

JOHN BRANTLEY (OCALA, FLA.)

Maxwell Award Watch List (QB)
Phil Steele Preseason All-SEC Third Team (QB)

TREY BURTON (VENICE, FLA.)

SEC Freshman Player of the Week (Sept. 25)

JEFF DEMPS (WINTER GARDEN, FLA.)

Maxwell Award Watch List (RB)
AFCA Good Works Team Nominee
Doak Walker Award Candidate (RB)
SEC Coaches Preseason All-SEC Second Team (RB)
Phil Steele Preseason All-SEC Third Team (RB)
SEC Special Teams Player of the Week (Sept. 11)
Paul Hornung's Most Versatile Performances Weekly Award (Sept. 11)
Hornung Award Watch List (RB)

MARCUS GILBERT (FORT LAUDERDALE, FLA.)

Preseason All-SEC Second Team (media) (OL)

CHAS HENRY (DALLAS, GA.)

Ray Guy Award Preseason Watch List (P)
Preseason All-SEC First Team (media) (P)
SEC Coaches Preseason All-SEC Second Team (P)
Phil Steele Preseason All-SEC Second Team (P)
Lindy's Football Preview Preseason All-America Second Team (P)
NationalChamps.net Preseason Third Team All-America (P)
Phil Steele Preseason All-America Fourth Team (P)

BRANDON HICKS (JACKSONVILLE, FLA.)

Preseason All-SEC First Team (media) (LB)

WILL HILL (WEST ORANGE, N.J.)

Jim Thorpe Award Preseason Watch List (S)
Phil Steele Preseason All-SEC First Team (S)
Preseason All-SEC First Team (media) (DB)
SEC Coaches Preseason All-SEC Second Team (DB)

JAYE HOWARD (APOPKA, FLA.)

SEC Defensive Line Player of the Week (Sept. 4)

OMAR HUNTER (BUFORD, GA.)

Outland Trophy Watch List
Phil Steele Preseason All-SEC Second Team (DT)

JANORIS JENKINS (PAHOKEE, FLA.)

Bronko Nagurski Trophy Watch List
Jim Thorpe Award Preseason Watch List (CB)
Blue Ribbon Yearbook Preseason All-SEC (DB)
SEC Coaches Preseason All-SEC First Team (C)
Preseason All-SEC First Team (media) (DB)
Phil Steele Preseason All-SEC Second Team (CB)
Phil Steele Preseason All-America Fourth Team (CB)
Jim Thorpe Defensive Back of the Week - Honorable Mention (Sept. 4)
Jim Thorpe Defensive Back of the Week - Honorable Mention (Sept. 25)

JELANI JENKINS (OLNEY, MD.)

SEC Freshman Player of the Week (Sept. 18)

CARL JOHNSON (DURHAM, N.C.)

Outland Trophy Watch List
SEC Coaches Preseason All-SEC First Team (OL)
Phil Steele Preseason All-SEC First Team (OG)
Phil Steele Preseason All-America Third Team (G)
Preseason All-SEC First Team (media) (OL)

A.J. JONES (TAMPA, FLA.)

Lott Trophy Watch List
SEC Coaches Preseason All-SEC Second Team (LB)
Phil Steele Preseason All-SEC Third Team (LB)

XAVIER NIXON (FAYETTEVILLE, N.C.)

Phil Steele Preseason All-SEC Third Team (OT)

MIKE POUNCEY (LAKELAND, FLA.)

Lombardi Award Watch List
Rimington Trophy Watch List
Outland Trophy Watch List
Sporting News Preseason First-Team All-America (OL)
NationalChamps.net Preseason First Team All-America (OL)
Lindy's Football Preview Preseason All-America First Team (C)
Phil Steele Preseason All-America Third Team (C)
CBSSports.com Preseason All-America Second Team (C)
NBCSports.com's 2010 preseason All-American Team (C)
Blue Ribbon Yearbook Preseason All-SEC (OL)
Phil Steele Preseason All-SEC First Team (C)
Preseason All-SEC First Team (media) (C)
SEC Coaches Preseason All-SEC First Team (C)
Preseason All-Southern Pigskin.com Team
SEC Offensive Line Player of the Week (Sept. 11)

CALEB STURGIS (ST. AUGUSTINE, FLA.)

Lou Groza Award Watch List (K)
Phil Steele Preseason All-SEC Second Team (K)
SEC Coaches Preseason All-SEC Second Team (PK)

DEONTE THOMPSON (BELLE GLADE, FLA.)

Phil Steele Preseason All-SEC Third Team (WR)

JUSTIN TRATTOU (RAMSEY, N.J.)

Preseason All-SEC First Team (media) (DL)
Phil Steele Preseason All-SEC Fourth Team (DE)

Updated: Oct. 3, 2010

University of Florida Numerical Football Roster
As of September 24, 2010

<u>#</u>	<u>NAME</u>	<u>POS</u>	<u>HT</u>	<u>WT</u>	<u>CL</u>	<u>EXP</u>	<u>HOMETOWN/HIGH SCHOOL/PREVIOUS SCHOOL</u>
1	Janoris Jenkins	CB	5-11	184	JR	2L	Pahokee/Pahokee
2	Jeff Demps	RB	5-8	190	JR	2L	Winter Garden/South Lake
3	Chris Rainey	WR	5-9	178	RJR	2L	Lakeland/Lakeland
4	Andre Debose	WR	6-0	192	RFR	SQ	Sanford/Seminole
6	Jaye Howard	DT	6-3	302	RJR	2L	Apopka/Jones
6	Deonte Thompson	WR	5-11	203	RJR	2L	Belle Glade/Glades Central
7	Justin Williams	WR	6-1	205	RSR	3L	Folkston, Ga./Charlton County
7	Ronald Powell	DE	6-4	248	FR	HS	Moreno Valley, Calif./Rancho Verde
8	Trey Burton	QB	6-2	222	FR	HS	Venice/Venice Senior
8	Jeremy Brown	CB	5-10	184	RSO	SQ	Orlando/Boone
9	Carl Moore	WR	6-4	217	RSR	1L	Rancho Cordova, Calif./Cordova/Sierra CC
10	Will Hill	FS	6-1	207	JR	2L	West Orange, N.J./St. Peter's Preparatory
10	Tyler Murphy	QB	6-1	193	FR	HS	Wethersfield, Conn./Wethersfield
11	Jordan Reed	TE	6-3	240	RFR	SQ	New London, Conn./New London
12	John Brantley	QB	6-3	220	RJR	2L	Ocala/Trinity Catholic
13	Dee Finley	LB	6-2	222	SO	1L	Auburn, Ala./Auburn
14	Chandler Carr	QB	5-11	206	FR	HS	Ponte Vedra Beach/Bolles
14	Jaylen Watkins	CB	5-11	183	FR	HS	Cape Coral/Cape Coral
16	A.J. Jones	LB	6-1	226	RSR	3L	Tampa/Middleton
16	Christian Provancha	QB	6-6	204	FR	HS	Cocoa/Cocoa Beach
17	Chas Henry	P	6-3	215	SR	3L	Dallas, Ga./East Paulding
19	Caleb Sturgis	K	5-10	192	JR	2L	St. Augustine/St. Augustine
20	Malcolm Jones	RB	5-9	176	FR	HS	Fleming Island/Fleming Island
21	Brenden Bice	S	6-2	189	JR	HS	Londonderry, N.H./Londonderry
21	Emmanuel Moody	RB	5-11	215	RSR	2L	Coppell, Texas/Coppell/Southern Cal
22	Matt Elam	SS	5-10	202	FR	HS	Palm Beach Gardens/ William T. Dwyer
23	Mike Gillislee	RB	5-11	198	SO	1L	DeLand/DeLand
23	Chris Martin	LB	6-4	240	RFR	TR	Aurora, Colo./Grandview
24	Josh Evans	FS	6-1	195	SO	1L	Irvington, N.J./Irvington
25	Gideon Ajagbe	LB	6-2	212	FR	HS	Coconut Grove/Ransom Everglades
26	Lorenzo Edwards	LB	6-1	240	SR	2L	Orlando/Edgewater
27	Chris Dunkley	WR	5-11	174	FR	HS	Pahokee/Pahokee
28	Deandre Goins	RB	5-11	176	FR	HS	Dunedin/Dunedin Senior High
29	Solomon Schoonover	WR	6-3	209	SR	HS	Aventura/Hillel Community School
29	Joshua Shaw	CB	6-0	191	FR	HS	Palmdale, Calif./Palmdale
30	Jonathan Dowling	FS	6-3	184	FR	HS	Bradenton/Southeast
31	Brian Biada	CB	5-8	170	RFR	SQ	Naples/Gulf Coast
31	Cody Riggs	CB	5-9	166	FR	HS	Fort Lauderdale/St. Thomas Aquinas
32	Gerald Christian	TE	6-3	240	FR	HS	Palm Beach Gardens/ William T. Dwyer
33	Mack Brown	RB	5-10	193	FR	HS	Lithonia, Ga./King
33	Eugene Minchin	LB	6-2	192	SR	TR	Gainesville/Florida Virtual School/Santa Fe CC
34	Tim Clark	S	5-10	193	RFR	SQ	Wellborn/Branford
34	Lerentee McCray	DE	6-2	245	RSO	1L	Ocala/Dunnellon
35	Ahmad Black	SS	5-9	190	SR	2L	Lakeland/Lakeland
36	Moses Jenkins	CB	6-2	188	SR	3L	Coral Springs/Boyd H. Anderson
37	Ben Sams	LB	5-11	199	FR	HS	St. Petersburg/St. Petersburg
37	Brandon Sanders	CB	5-9	188	FR	HS	Ocala/Carver
38	Phillip Bellino	RB	5-10	195	FR	HS	Boca Raton/Pope John Paul II/Santa Fe CC
39	Newton Lizima	DB	6-0	178	JR	TR	Plantation/Plantation/Santa Fe CC
40	Brandon Hicks	LB	6-2	228	SR	3L	Jacksonville/Nathan Bedford Forrest
40	David Lerner	P	6-0	209	RSO	SQ	Gainesville/Buchholz
41	Miguel Carodine	S	5-10	210	RSR	SQ	Gainesville/P.K. Yonge
42	Eric Strack	K	5-10	167	RFR	SQ	Palm City/Martin County
42	Steven Wilks	FB	6-1	235	RJR	1L	Lakeland/Lakeland
43	Jelani Jenkins	LB	6-1	223	RFR	SQ	Olney, Md./Our Lady Good Counsel
44	Duke Lemmens	DE	6-3	250	SR	3L	Westlake Village, Calif./Oaks Christian
44	Jason Traylor	FB	5-10	233	JR	TR	West Melbourne/Melbourne/Brevard CC
45	Christian Estevez	LB	6-0	181	FR	HS	Palm City/Martin County
45	T.J. Pridemore	FB	6-1	247	RSO	1L	Gainesville, Ga./Buford
46	Drew Ferris	LS	6-0	207	FR	HS	Carlsbad, Calif./San Diego Jewish Academy
46	Michael Ross	FB	6-0	215	RSO	SQ	Boca Raton/West Boca Raton
47	Brandon Antwine	NT	6-0	290	RSR	3L	Garland, Texas/Garland
47	John Crofoot	K	5-11	150	RFR	SQ	Windemere/The First Academy
48	Neiron Ball	LB	6-2	222	FR	HS	Jackson, Ga./Jackson
49	Darrin Kitchens	LB	6-2	218	FR	HS	Homestead/Homestead

50	Cody Hampton	LS	5-11	220	RSO	SQ	St. Petersburg/Boca Ciega
50	Sam Robey	C	6-4	293	RSO	1L	Louisville, Ky./Trinity
51	Michael Taylor	LB	5-11	218	FR	HS	Atlanta, Ga./Westlake
52	Jonathan Bostic	LB	6-1	238	SO	1L	Wellington/Palm Beach Central
53	Scott Peek	LB	6-1	216	RSO	SQ	Tampa/Freedom
54	Christopher Guido	LS	6-2	230	RFR	SQ	Altamonte Springs/Lake Brantley
55	Mike Pouncey	C	6-4	310	SR	3L	Lakeland/Lakeland
57	Carl Johnson	G	6-5	355	RSR	3L	Durham, N.C./Southern
57	Samuel Johnson	DE	6-1	266	RSO	SQ	Eureka/Santa Fe CC
58	Nick Alajajian	C	6-4	295	RFR	SQ	Naples/Naples
58	Dominique Easley	DT	6-1	280	FR	HS	Staten Island, N.Y./Curtis
59	John Fairbanks	LS	6-4	284	RSR	2L	Celebration/Corona Del Mar
59	Osmanny Gomez	LB	6-3	205	FR	HS	Miami/Coral Reef
60	William Steinmann	T	6-5	272	JR	1L	Daytona Beach/Spruce Creek
61	Gary Beemer	DT	5-11	263	RSR	SQ	Valrico/Newsome
62	Tucker Blanton	T/G	6-6	340	FR	HS	Jacksonville/Providence
63	Cole Gilliam	G	6-4	315	RFR	SQ	Valrico/Durant
64	Kyle Koehne	T	6-5	300	RFR	SQ	Indianapolis, Ind./Cathedral
65	Glen Watson	DT	6-2	299	RSO	SQ	Pensacola/Escambia
66	James Wilson	G	6-3	315	RJR	2L	St. Augustine/Nease
67	Jon Halapio	G	6-3	312	RFR	SQ	St. Petersburg/St. Petersburg Catholic
68	Leon Orr	OL	6-4	315	FR	HS	New Port Richey/ Gulf
70	Shawn Schmieder	DT	6-4	275	RSR	SQ	Jacksonville/Bishop John J. Snyder
71	Matt Patchan	T	6-6	292	RSO	2L	Tampa/Armwood
72	Jonotthan Harrison	G	6-3	300	RFR	SQ	Groveland/South Lake
73	Xavier Nixon	T	6-5	300	SO	1L	Fayetteville, N.C./Jack Britt
73	Sharif Floyd	DT	6-3	301	FR	HS	Philadelphia, Penn./George Washington
74	Maurice Hurt	G	6-3	320	RSR	3L	Milledgeville, Ga./Baldwin
75	Chaz Green	T	6-6	289	FR	HS	Tampa/Tampa Catholic
76	Marcus Gilbert	T	6-5	320	RSR	3L	Fort Lauderdale/St. Thomas Aquinas
77	Ian Silberman	T	6-5	285	FR	HS	Orange Park/Fleming Island
78	David Young	G	6-4	304	RSO	1L	Edwardsville, Ill./Edwardsville
80	Desmond Parks	TE	6-5	244	RFR	SQ	Greer, S.C./Greer
81	Robert Clark	WR	5-8	175	FR	HS	Palm Beach Gardens/William T. Dwyer
82	Omarius Hines	WR	6-0	219	RSO	1L	Coriscana, Texas/Coriscana
83	Solomon Patton	WR	5-9	175	FR	HS	Mobile, Ala./ Murphy
84	Quinton Dunbar	WR	6-2	170	FR	HS	Miami/Booker T. Washington
85	Frankie Hammond	WR	5-11	178	RSO	1L	Hollywood/Hallandale
85	Lynden Trail	DE	6-7	217	FR	HS	Miami/Booker T. Washington
86	William Hiler	TE	6-2	216	FR	HS	Tampa/Plant
87	Josh Postell	WR	6-3	222	RSO	SQ	Atlanta, Ga./Therrell
88	Michael McFarland	TE	6-6	237	FR	HS	Tampa/Blake
89	Stephen Alli	WR	6-5	220	RFR	SQ	Andover, N.H./Proctor Academy
90	Lawrence Marsh	NT	6-5	290	RSR	3L	Augusta, Ga./Josey
91	Earl Okine	DE	6-7	282	RSO	SQ	Gainesville/Gainesville
92	Terron Sanders	DT	6-1	309	RSR	2L	Bradenton/Southeast
93	Kedric Johnson	DE	6-4	230	RFR	SQ	Palmetto/Palmetto
94	Justin Trattou	DE	6-4	255	SR	3L	Ramsey, N.J./Don Bosco Prep
95	Hygens Succes	LB	5-10	204	SO	HS	Palm Beach/Glades Central
96	William Green	DE	6-4	252	JR	2L	Hoover, Ala./Spain Park
97	Brad Phillips	K	5-9	178	FR	HS	Gainesville/Buchholz
98	Zachary Brust	K	6-1	168	JR	HS	Jacksonville/Stanton College Prep
99	Omar Hunter	NT	6-0	307	RSO	1L	Buford, Ga./Buford

Quickie Statistics (Final)
Miami vs #3 Florida (Sept 4, 2010 at Gainesville, FL)

	MU	UF
Score	12	34
FIRST DOWNS	16	12
RUSHES-YARDS (NET)	22-4	31-99
PASSING YDS (NET)	208	113
Passes Att-Comp-Int	46-26-4	25-17-0
TOTAL OFFENSE PLAYS-YARDS	68-212	56-212
Fumble Returns-Yards	1-6	0-0
Punt Returns-Yards	0-0	2-15
Kickoff Returns-Yards	6-125	5-129
Interception Returns-Yards	0-0	4-106
Punts (Number-Avg)	3-29.7	1-27.0
Fumbles-Lost	0-0	8-3
Penalties-Yards	9-51	6-51
Possession Time	34:44	25:16
Third-Down Conversions	4 of 15	3 of 12
Fourth-Down Conversions	1 of 2	3 of 5
Red-Zone Scores-Chances	4-4	3-5

Miami

Rushing	No.	Gain	Loss	Net	TD	Lg	Avg
WOODS, Tracy	5	19	0	19	0	9	3.8
LAWSON, Roman	1	3	0	3	0	3	3.0
DYSERT, Zac	8	14	12	2	0	5	0.2
MERRIWEATHER, T	5	3	5	-2	0	2	-0.4

Passing	C-A-I	Yds	TD	Long	Sack
DYSERT, Zac	25-44-4	191	0	19	2
KENNEDY, Ryan	1-2-0	17	0	17	0

Receiving	No.	Yards	TD	Long
ROBINSON, A.	11	111	0	19
ROGERS, Jamal	4	16	0	9
WOODS, Tracy	3	-1	0	3
GIVENS, Chris	2	25	0	16

Punting	No.	Yds	Avg	Long	In20	TB
MURPHY, Zac	2	78	39.0	41	0	0
KENNEDY, Ryan	1	11	11.0	11	0	0

Punt Returns	No.	Yards	TD	Long
---------------------	-----	-------	----	------

Kick Returns	No.	Yards	TD	Long
PAINE, DeMarco	6	125	0	27

Tackles	UA-A	Total	Sacks	TFL
KELLY, Luke	6-0	6	0.0	1.0
HARRIS, Evan	5-0	5	0.0	1.0
GAFFORD, Jordan	4-1	5	0.0	0.0
WEDGE, Jerrell	3-2	5	0.0	1.5

Florida

Rushing	No.	Gain	Loss	Net	TD	Lg	Avg
Demps, J.	8	102	4	98	1	72	12.2
Gillislee, M.	6	55	0	55	0	41	9.2
Moody, E.	5	16	11	5	0	7	1.0
Burton, T.	2	4	0	4	1	2	2.0

Passing	C-A-I	Yds	TD	Long	Sack
Brantley, J.	17-25-0	113	2	25	0

Receiving	No.	Yards	TD	Long
Rainey, C.	6	34	1	25
Demps, J.	4	4	0	3
Hines, O.	3	49	1	21
Thompson, D.	3	24	0	10

Punting	No.	Yds	Avg	Long	In20	TB
Henry, C	1	27	27.0	27	0	0

Punt Returns	No.	Yards	TD	Long
Elam, M	1	0	0	0
Rainey, C.	1	15	0	15

Kick Returns	No.	Yards	TD	Long
Demps, J.	2	56	0	34
Gillislee, M.	2	65	0	50

Tackles	UA-A	Total	Sacks	TFL
Black, A.	8-4	12	0.0	1.5
Jenkins, Ja.	5-0	5	0.0	1.0
Howard, J	3-2	5	2.0	2.5
Bostic, J.	2-3	5	0.0	0.0

Qtr	Time	Scoring Play	V-H
1st	07:01	MU - COOK, Trevor 33 yd field goal, 4-14 2:32	3 - 0
2nd	13:14	UF - Jenkins, Ja. 67 yd interception return (Sturgis, C kick)	3 - 7
	09:27	UF - Hines, O. 10 yd pass from Brantley, J. (Sturgis, C kick), 5-21 2:18	3 - 14
	08:03	UF - Burton, T. 2 yd run (Sturgis, C kick), 2-3 0:48	3 - 21
	00:21	MU - COOK, Trevor 31 yd field goal, 16-61 7:42	6 - 21
3rd	06:33	MU - COOK, Trevor 31 yd field goal, 6-15 2:14	9 - 21
4th	13:24	MU - COOK, Trevor 33 yd field goal, 9-57 4:43	12 - 21
	12:31	UF - Demps, J. 72 yd run (Sturgis, C kick failed), 2-75 0:53	12 - 27
	01:21	UF - Rainey, C. 25 yd pass from Brantley, J. (Sturgis, C kick), 5-55 2:14	12 - 34

Quickie Statistics (Final)
USF vs #8 Florida (Sep 11, 2010 at Gainesville, Fla.)

	USF	UF
Score	14	38
FIRST DOWNS	16	21
RUSHES-YARDS (NET)	39-244	36-256
PASSING YDS (NET)	86	172
Passes Att-Comp-Int	23-6-4	31-18-0
TOTAL OFFENSE PLAYS-YARDS	62-330	67-428
Fumble Returns-Yards	0-0	0-0
Punt Returns-Yards	1-1	3-32
Kickoff Returns-Yards	4-100	2-95
Interception Returns-Yards	0-0	4-38
Punts (Number-Avg)	5-48.8	4-43.5
Fumbles-Lost	2-1	2-0
Penalties-Yards	7-45	8-56
Possession Time	28:05	31:55
Third-Down Conversions	5 of 12	5 of 13
Fourth-Down Conversions	0 of 0	2 of 2
Red-Zone Scores-Chances	2-3	4-4

USF

Rushing	No.	Gain	Loss	Net	TD	Lg	Avg
DANIELS,BJ	17	121	14	107	0	14	6.3
MURRAY,Demetri	11	66	4	62	1	33	5.6
PLANCHER,Moise	6	32	0	32	0	10	5.3
LAMAR, Lindsey	2	27	0	27	0	21	13.5

Passing	C-A-I	Yds	TD	Long	Sack
DANIELS,BJ	5-20-4	84	1	51	1
EVELD, Bobby	1-3-0	2	0	2	0

Receiving	No.	Yards	TD	Long
SHIELDS,Andrea	3	21	0	12
LANDI, Evan	1	51	0	51
BOGAN,Dontavia	1	12	0	12
KETCHEL,Andrew	1	2	1	2

Punting	No.	Yds	Avg	Long	In20	TB
BROCKHAUS-KANN	5	244	48.8	57	2	0

Punt Returns	No.	Yards	TD	Long
MITCHELL, Terre	1	1	0	1

Kick Returns	No.	Yards	TD	Long
LAMAR, Lindsey	3	87	0	39
SHIELDS,Andrea	1	13	0	13

Tackles	UA-A	Total	Sacks	TFL
BARRINGTON, Sam	3-5	8	0.0	0.0
MARSHALL,Craig	3-3	6	0.0	1.0
BEDFORD,David	5-0	5	0.0	1.0
WILLIAMS, Jacqu	4-1	5	0.0	0.0

Florida

Rushing	No.	Gain	Loss	Net	TD	Lg	Avg
Demps, J.	11	144	5	139	1	62	12.6
Moody, E.	14	56	2	54	0	9	3.9
Gillislee, M.	4	29	0	29	1	11	7.2
Brown, M.	3	23	0	23	0	13	7.7

Passing	C-A-I	Yds	TD	Long	Sack
Brantley, J.	18-31-0	172	2	23	1

Receiving	No.	Yards	TD	Long
Thompson, D.	6	83	0	23
Moore, C.	5	40	1	13
Hines, O.	2	6	0	6
Burton, T.	2	5	0	3

Punting	No.	Yds	Avg	Long	In20	TB
Henry, C	4	174	43.5	50	2	0

Punt Returns	No.	Yards	TD	Long
Rainey, C.	2	2	0	3
Jenkins, Ja.	1	30	0	30

Kick Returns	No.	Yards	TD	Long
Demps, J.	2	95	0	54

Tackles	UA-A	Total	Sacks	TFL
Black, A.	4-4	8	0.0	0.0
Jones, A.	4-3	7	0.0	0.0
Bostic, J.	3-3	6	0.0	0.0
Jenkins, Je.	2-4	6	0.0	0.0

Qtr	Time	Scoring Play	V-H
1st	03:53	USF - KETCHEL,Andrew 2 yd pass from DANIELS,BJ (SCHWARTZ, Eric kick), 17-96 9:58	7 - 0
2nd	00:44	UF - Moore, C. 11 yd pass from Brantley, J. (Sturgis, C kick), 3-29 0:16	7 - 7
3rd	07:24	UF - Demps, J. 62 yd run (Sturgis, C kick), 3-88 1:27	7 - 14
	04:44	UF - Gillislee, M. 4 yd run (Sturgis, C kick), 4-35 1:40	7 - 21
	02:32	UF - Trattou, J. 35 yd interception return (Sturgis, C kick)	7 - 28
	00:25	USF - MURRAY,Demetri 3 yd run (SCHWARTZ, Eric kick), 5-69 2:00	14 - 28
4th	12:20	UF - Sturgis, C 22 yd field goal, 7-35 3:05	14 - 31
	03:55	UF - Reed, J. 2 yd pass from Brantley, J. (Sturgis, C kick), 13-57 7:22	14 - 38

Quickie Statistics (Final)

#10 Florida vs Tennessee (Sep 18, 2010 at Knoxville, Tenn.)

	UF	UT
Score	31	17
FIRST DOWNS	18	11
RUSHES-YARDS (NET)	49-150	23-29
PASSING YDS (NET)	167	259
Passes Att-Comp-Int	23-14-0	31-19-2
TOTAL OFFENSE PLAYS-YARDS	72-317	54-288
Fumble Returns-Yards	0-0	0-0
Punt Returns-Yards	2-6	1-2
Kickoff Returns-Yards	2-70	6-114
Interception Returns-Yards	2-4	0-0
Punts (Number-Avg)	3-43.7	5-44.4
Fumbles-Lost	4-2	1-1
Penalties-Yards	5-25	9-54
Possession Time	36:46	23:14
Third-Down Conversions	8 of 14	2 of 13
Fourth-Down Conversions	1 of 2	1 of 2
Red-Zone Scores-Chances	4-4	0-1

Florida

Rushing	No.	Gain	Loss	Net	TD	Lg	Avg
Demps, J.	26	94	21	73	0	18	2.8
Hines, O.	1	36	0	36	0	36	36.0
Gillislee, M.	8	27	0	27	2	11	3.4
Moody, E.	5	20	0	20	0	9	4.0

Passing	C-A-I	Yds	TD	Long	Sack
Brantley, J.	14-23-0	167	1	24	1

Receiving	No.	Yards	TD	Long
Thompson, D.	4	55	0	24
Demps, J.	3	34	0	16
Moore, C.	2	26	0	14
Hines, O.	2	15	0	13

Punting	No.	Yds	Avg	Long	In20	TB
Henry, C	3	131	43.7	47	2	0

Punt Returns	No.	Yards	TD	Long
Jenkins, Ja.	2	6	0	4

Kick Returns	No.	Yards	TD	Long
Demps, J.	2	70	0	43

Tackles	UA-A	Total	Sacks	TFL
Bostic, J.	5-3	8	0.0	0.0
Hicks, B.	4-2	6	1.5	1.5
Hill, W.	3-3	6	0.0	0.0
Jenkins, Je.	2-4	6	1.0	1.0

Tennessee

Rushing	No.	Gain	Loss	Net	TD	Lg	Avg
Oku, D.	5	24	0	24	0	11	4.8
Poole, T.	10	27	4	23	0	12	2.3
Simms, M.	8	16	34	-18	0	12	-2.2

Passing	C-A-I	Yds	TD	Long	Sack
Simms, M.	19-31-2	259	2	49	6

Receiving	No.	Yards	TD	Long
Stocker, L.	5	41	0	19
Rogers, Z.	4	53	0	33
Hunter, J.	3	60	1	35
Poole, T.	3	38	0	31

Punting	No.	Yds	Avg	Long	In20	TB
Cunningham, C.	5	222	44.4	48	1	0

Punt Returns	No.	Yards	TD	Long
Gordon, E.	1	2	0	2

Kick Returns	No.	Yards	TD	Long
Oku, D.	4	84	0	25
Moore, D.	2	30	0	16

Tackles	UA-A	Total	Sacks	TFL
Reveiz, N.	5-9	14	0.0	0.5
Jackson, J.	3-6	9	0.0	1.0
Walker, C.	4-4	8	0.0	0.0
Lathers, H.	2-5	7	0.0	0.5

Qtr	Time	Scoring Play	V-H
1st	01:17	UT - Lincoln, D. 49 yd field goal, 8-25 3:08	0 - 3
2nd	11:49	UF - Gillislee, M. 2 yd run (Sturgis, C kick), 9-42 4:19	7 - 3
3rd	10:25	UF - Sturgis, C 44 yd field goal, 10-53 4:35	10 - 3
	08:59	UT - Moore, D. 49 yd pass from Simms, M. (Lincoln, D. kick), 3-71 1:20	10 - 10
	04:31	UF - Hammond, F. 7 yd pass from Brantley, J. (Sturgis, C kick), 10-65 4:22	17 - 10
	00:12	UF - Gillislee, M. 5 yd run (Sturgis, C kick), 5-40 2:26	24 - 10
4th	11:24	UT - Hunter, J. 35 yd pass from Simms, M. (Lincoln, D. kick), 6-51 1:52	24 - 17
	06:15	UF - Burton, T. 2 yd run (Sturgis, C kick), 9-60 5:09	31 - 17

Quickie Statistics (Final)
Kentucky vs #9 Florida (Sep 25, 2010 at Gainesville, Fla.)

	UK	UF
Score	14	48
FIRST DOWNS	23	26
RUSHES-YARDS (NET)	28-99	33-176
PASSING YDS (NET)	253	290
Passes Att-Comp-Int	41-22-2	36-25-1
TOTAL OFFENSE PLAYS-YARDS	69-352	69-466
Fumble Returns-Yards	0-0	0-0
Punt Returns-Yards	1-21	3-38
Kickoff Returns-Yards	5-102	2-39
Interception Returns-Yards	1-0	2-62
Punts (Number-Avg)	5-40.2	3-56.0
Fumbles-Lost	0-0	0-0
Penalties-Yards	7-44	9-65
Possession Time	29:55	30:05
Third-Down Conversions	5 of 14	7 of 11
Fourth-Down Conversions	1 of 1	1 of 1
Red-Zone Scores-Chances	1-3	6-6

Kentucky

Rushing	No.	Gain	Loss	Net	TD	Lg	Avg
Derrick Locke	23	108	5	103	0	13	4.5
Randall Cobb	2	3	0	3	0	2	1.5
Donald Russell	2	1	3	-2	0	1	-1.0
Mike Hartline	1	0	5	-5	0	0	-5.0

Passing	C-A-I	Yds	TD	Long	Sack
Mike Hartline	21-39-2	242	1	42	1
Randall Cobb	1-2-0	11	1	11	0

Receiving	No.	Yards	TD	Long
Randall Cobb	7	67	0	18
Chris Matthews	6	114	2	42
La'Rod King	4	44	0	20
Derrick Locke	3	10	0	6

Punting	No.	Yds	Avg	Long	In20	TB
Ryan Tydlacka	5	201	40.2	49	2	0

Punt Returns	No.	Yards	TD	Long
Randall Cobb	1	21	0	21

Kick Returns	No.	Yards	TD	Long
Derrick Locke	4	80	0	24
Jerr. Priester	1	22	0	22

Tackles	UA-A	Total	Sacks	TFL
Winston Guy	5-1	6	0.0	0.0
Collins Ukwu	5-1	6	0.0	0.0
Martav. Neloms	4-2	6	0.0	1.0
Mychal Bailey	4-2	6	0.0	0.0

Florida

Rushing	No.	Gain	Loss	Net	TD	Lg	Avg
Demps, J.	8	57	0	57	0	17	7.1
Moody, E.	10	48	2	46	0	19	4.6
Burton, T.	5	40	0	40	5	11	8.0
Gillislee, M.	6	32	0	32	0	11	5.3

Passing	C-A-I	Yds	TD	Long	Sack
Brantley, J.	24-35-1	248	1	30	0
Burton, T.	1-1-0	42	0	42	0

Receiving	No.	Yards	TD	Long
Thompson, D.	5	86	0	30
Burton, T.	5	37	1	12
Moore, C.	4	72	0	24
Debose, A.	4	36	0	14

Punting	No.	Yds	Avg	Long	In20	TB
Henry, C	3	168	56.0	61	0	1

Punt Returns	No.	Yards	TD	Long
Jenkins, Ja.	3	38	0	33

Kick Returns	No.	Yards	TD	Long
Demps, J.	2	39	0	22

Tackles	UA-A	Total	Sacks	TFL
Jenkins, Je.	6-2	8	0.0	1.0
Black, A.	5-1	6	0.0	0.0
Hill, W.	4-1	5	0.0	0.0
Jenkins, Ja.	4-0	4	0.0	0.0

Qtr	Time	Scoring Play	V-H
1st	11:09	UF - Burton, T. 11 yd run (Sturgis, C kick), 6-64 2:27	0 - 7
	02:40	UF - Burton, T. 11 yd pass from Brantley, J. (Sturgis, C kick), 12-85 5:15	0 - 14
2nd	06:14	UF - Brown, J. 52 yd interception return (Sturgis, C kick)	0 - 21
	03:22	UK - Chris Matthews 11 yd pass from Randall Cobb (Craig McIntosh kick), 7-71 2:52	7 - 21
3rd	09:56	UF - Burton, T. 10 yd run (Sturgis, C kick blockd), 11-83 5:04	7 - 27
	06:58	UK - Chris Matthews 27 yd pass from Mike Hartline (Craig McIntosh kick), 7-77 2:58	14 - 27
	01:20	UF - Burton, T. 9 yd run (Sturgis, C kick), 11-80 5:38	14 - 34
4th	13:11	UF - Burton, T. 3 yd run (Sturgis, C kick), 7-51 2:00	14 - 41
	06:38	UF - Burton, T. 7 yd run (Sturgis, C kick), 5-55 2:25	14 - 48

Quickie Statistics (Final)
#7 Florida vs #1 Alabama (Oct 02, 2010 at Tuscaloosa, Ala.)

	UF	UA
Score	6	31
FIRST DOWNS	17	18
RUSHES-YARDS (NET)	31-79	34-170
PASSING YDS (NET)	202	103
Passes Att-Comp-Int	32-16-3	18-12-0
TOTAL OFFENSE PLAYS-YARDS	63-281	52-273
Fumble Returns-Yards	0-0	0-0
Punt Returns-Yards	2-6	1-41
Kickoff Returns-Yards	5-117	3-58
Interception Returns-Yards	0-0	3-44
Punts (Number-Avg)	3-62.3	4-40.2
Fumbles-Lost	3-1	1-0
Penalties-Yards	7-49	5-47
Possession Time	32:50	27:10
Third-Down Conversions	3 of 13	4 of 9
Fourth-Down Conversions	1 of 3	0 of 0
Red-Zone Scores-Chances	1-4	4-4

Florida

Rushing	No.	Gain	Loss	Net	TD	Lg	Avg
Demps, J.	11	49	2	47	0	14	4.3
Hines, O.	1	19	0	19	0	19	19.0
Gillislee, M.	1	6	0	6	0	6	6.0
Burton, T.	4	6	1	5	0	3	1.2

Passing	C-A-I	Yds	TD	Long	Sack
Brantley, J.	16-31-2	202	0	26	1
Burton, T.	0-1-1	0	0	0	0

Receiving	No.	Yards	TD	Long
Burton, T.	4	33	0	21
Thompson, D.	3	60	0	24
Debose, A.	2	30	0	26
Moore, C.	2	28	0	17

Punting	No.	Yds	Avg	Long	In20	TB
Henry, C	3	187	62.3	75	2	0

Punt Returns	No.	Yards	TD	Long
Jenkins, Ja.	2	6	0	8

Kick Returns	No.	Yards	TD	Long
Debose, A.	2	45	0	23
Gillislee, M.	2	49	0	28

Tackles	UA-A	Total	Sacks	TFL
Lemmens, D.	5-3	8	1.0	1.0
Black, A.	4-3	7	0.0	0.0
Jenkins, Je.	4-2	6	0.0	0.0
Jenkins, Ja.	3-3	6	0.0	1.0

Alabama

Rushing	No.	Gain	Loss	Net	TD	Lg	Avg
T. Richardson	10	63	0	63	0	30	6.3
Mark Ingram	12	47	0	47	2	9	3.9
Greg McElroy	7	39	6	33	0	17	4.7
Eddie Lacy	4	20	0	20	0	8	5.0

Passing	C-A-I	Yds	TD	Long	Sack
Greg McElroy	11-17-0	84	0	15	2
Marquis Maze	1-1-0	19	1	19	0

Receiving	No.	Yards	TD	Long
Julio Jones	4	19	0	15
Darius Hanks	3	33	0	14
Mark Ingram	3	19	0	9
M. Williams	1	19	1	19

Punting	No.	Yds	Avg	Long	In20	TB
Cody Mandell	4	161	40.2	53	1	0

Punt Returns	No.	Yards	TD	Long
Julio Jones	1	41	0	41

Kick Returns	No.	Yards	TD	Long
T. Richardson	3	58	0	23

Tackles	UA-A	Total	Sacks	TFL
Mark Barron	9-2	11	1.0	1.0
Courtney Upshaw	5-2	7	0.0	4.0
D. Hightower	3-3	6	0.0	0.0
Dre Kirkpatrick	4-1	5	0.0	1.0

Qtr	Time	Scoring Play	V-H
1st	09:28	UA - Jeremy Shelley 28 yd field goal, 11-68 5:32	0 - 3
2nd	14:14	UA - Mark Ingram 6 yd run (Jeremy Shelley kick), 9-80 3:07	0 - 10
	07:50	UA - Mark Ingram 1 yd run (Jeremy Shelley kick), 8-42 4:21	0 - 17
	06:09	UA - M. Williams 19 yd pass from Marquis Maze (Jeremy Shelley kick), 2-18 0:44	0 - 24
	00:36	UF - Henry, C 39 yd field goal, 8-15 2:31	3 - 24
3rd	10:23	UF - Henry, C 21 yd field goal, 10-69 4:37	6 - 24
	06:10	UA - C.J. Mosley 35 yd interception return (Jeremy Shelley kick)	6 - 31

QUARTERBACKS

12 - JOHN BRANTLEY

Junior (RS) • 6-3 • 220
Ocala, Fla. (Trinity Catholic)

Career:

Games (starts): 22 (5)

- A redshirt junior who has thrown for 1,547 yards and 16 touchdowns as a Gator

2010 Season:

Games (starts): 5 (5)

- Is 89-of-145 on the season with 902 yards, six touchdowns, and a completion percentage of 61.3.
- Has been sacked just four times in the last five games.
- Went 16-of-31 for 202 yards against Alabama, including a career-high eight rushing attempts.
- Had a streak of 156 passes without an interception until the game against Kentucky. His last interception previously was against Vanderbilt in 2008.
- Went 24-for-35 for 248 yards and a touchdown, an 11-yard pass to Trey Burton in the first quarter against Kentucky.
- Completed 14 of 23 passes for 167 yards and a touchdown at Tennessee, a seven-yard pass to Frankie Hammond, Jr. that gave the Gators a 17-10 lead.
- Completed 18 of 31 passes for 172 yards and two touchdowns versus USE.
- Completed 17 of 25 passes for 113 yards and two touchdowns in the season opener.

Prior To This Season:

- See page 94 of the 2010 Florida Media Guide.

JB Career Passing Statistics

Year	Att	Comp	Yds	Pct	Int	TDs	LG	P.Eff
2008	28	18	235	.64	1	3	38	163.00
2009	48	36	410	.75	0	7	33	194.88
2010	145	89	902	.61	3	6	30	123.15
Totals	221	143	1,547	.65	4	16	38	143.78

JB Career Rushing Statistics (* games)

Year	No.	Yds	Avg.	TDs	Long
2008 *9	9	8	0.9	0	9
2009 *8	13	67	5.2	0	23
2010 *5	21	-16	-0.8	0	12
Totals	43	59	1.4	0	23

BRANTLEY'S CAREER HIGHS

Passing Att.: 35 (Kentucky, 2010)
Completions: 24 (Kentucky, 2010)
Longest Pass: 38 (Kentucky, 2008)
Passing Yards: 248 (Kentucky, 2010)
Passing TDs: 3 (FIU, 2009)
Interceptions: 2 (Alabama, 2010)
Rushing Attempts: 8 (Alabama, 2010)

Rushing Yards: 40 (Charleston Southern, 2009)

Rushing TDs: None

Longest Rush: 23 (Charleston Southern, 2009)

13 - TREY BURTON

Freshman • 6-2 • 222
Venice, Fla. (Venice Senior)

2010 Season:

Games (starts): 5 (4)

- Has a team-high seven rushing touchdowns on 15 carries and has gained 60 yards (4.0 avg.).
- Leads the nation in touchdowns scored in a single game with six.
- Ranks third on the Gators with 12 receptions for 77 yards (6.4 avg) and one TD.
- Is currently tied with Tim Tebow (2006), Fred Taylor (1994), Jeff Demps (2008) and DeShawn Wynn (2003) for third most touchdowns in a season by a freshman.
- Started at wide receiver against Alabama and had four receptions for 33 yards, including a career-long 21-yard reception, and four carries against Alabama.
- Started at tight end against Kentucky and scored six touchdowns (5 rushing, 1 receiving), setting a new Florida record and becoming only the fourth player in SEC history to score 36 or more points. Burton is now tied for second in SEC history with points scored in a single game. The last player in conference history to score six touchdowns was Cadillac Williams in the Auburn vs. Mississippi State game in 2003.
- The previous freshman record was 24 points, set by DeShawn Wynn against Florida A&M in 2003.
- Completed first career passing attempt, a 42-yard completion to Omarius Hines.
- Set new career highs in every possible category against Kentucky.
- Scored on six of 10 touches against Kentucky.
- Started at wide receiver against Tennessee and scored a rushing touchdown in the fourth quarter. Also played as a fullback, wide receiver, H-back and on the kickoff coverage team.
- Gained 12 total yards on two rushes and two receptions in the UF victory over USE.
- With a two-yard rush against Miami University, became the first true freshman quarterback to score on opening day since 2007, when Cam Newton had a four-yard rush against Western Kentucky.
- Scored on his first snap at quarterback.

Prior To This Season:

- See page 132 of the 2010 Florida Media Guide.

TB Career Rushing Statistics (* games)

Year	No.	Yds	Avg.	TDs	Long
2010 *5	15	60	4.0	7	11
Totals	15	60	4.0	7	11

TB Career Receiving Statistics (* games)

Year	No.	Yds	Avg.	TDs	Long
2010 *5	12	77	6.4	1	21
Totals	12	77	6.4	1	21

TB Career Passing Statistics

Year	Att	Comp	Yds	Pct	Int	TDs	LG	P.Eff
2010	2	1	42	.50	1	0	42	126.40
Totals	2	1	42	.50	1	0	42	126.40

BURTON'S CAREER HIGHS

Rushing Attempts: 5 (Kentucky, 2010)
Rushing Yards: 40 (Kentucky, 2010)
Rushing TDs: 5 (Kentucky, 2010)
Longest Rush: 11 (Kentucky, 2010)
Receptions: 5 (Kentucky, 2010)
Receiving Yards: 37 (Kentucky, 2010)
Receiving TDs: 1 (Kentucky, 2010)
Longest Reception: 21 (Alabama, 2010)

14 - CHANDLER CARR

Freshman • 5-11 • 206
Ponte Vedra Beach, Fla. (Bolles)

2010 Season:

Games (starts): 0 (0)

- Has not seen action so far this season in four games.

Prior To This Season:

- See www.GatorZone.com

CC Career Passing Statistics

Year	Att	Comp	Yds	Pct	Int	TDs	LG	P.Eff
2010	-	-	-	--	0	0	0	
Totals	-	-	-	--	0	0	0	--

16 - TYLER MURPHY

Freshman • 6-1 • 193
Wethersfield, Conn. (Wethersfield)

2010 Season:

Games (starts): 0 (0)

- Has not seen action so far this season in four games.

Prior To This Season:

- See page 133 of the 2010 Florida Media Guide.

TM Career Passing Statistics

Year	Att	Comp	Yds	Pct	Int	TDs	LG	P.Eff
2010	-	-	-	--	0	0	0	
Totals	-	-	-	--	0	0	0	--

16 - CHRISTIAN PROVANCHA

Freshman • 6-6 • 204
Cocoa, Fla. (Cocoa Beach)

2010 Season:

Games (starts): 0 (0)

- Has not seen action so far this season in four games.

Prior To This Season:

- See www.GatorZone.com

CP Career Passing Statistics

Year	Att	Comp	Yds	Pct	Int	TDs	LG	P.Eff
2010	-	-	-	--	0	0	0	
Totals	-	-	-	--	0	0	0	--

RUNNING BACKS

38- PHILLIP BELLINO

Freshman • 5-11 • 195

Boca Raton, Fla.

(Pope John Paul II/Santa Fe College)

2009 Season:

Games (starts): 0 (0)

- Did not dress in the last three games.
- Dressed but did not see game action in the win vs. USF.
- Did not dress for the season opener vs. Miami University.

Prior To This Season:

- See www.GatorZone.com

PB Career Rushing Statistics (* games)

Year	No.	Yds	Avg.	TDs	Long
2010 *0	0	0	--	0	0
Totals	0	0	--	0	0

33- MACK BROWN

Freshman • 5-10 • 193

Lithonia, Ga. (King)

2009 Season:

Games (starts): 3 (0)

- Dressed but did not see action vs. Alabama.
- Saw playing time in the win over Kentucky, while recording a tackle on special teams.
- Dressed but did not see action in the road victory over Tennessee.
- Ran for 23 yards on his first three career carries (7.7 average) in the win vs. USF.
- Saw action on special teams in the season-opening win vs. Miami University.

Prior To This Season:

- See page 132 of the 2010 Florida Media Guide

MB Career Rushing Statistics (* games)

Year	No.	Yds	Avg.	TDs	Long
2010 *3	3	23	7.7	0	13
Totals	3	23	7.7	0	13

BROWN'S CAREER HIGHS

Rushing Attempts: 3 (USF, 2010)

Rushing Yards: 23 (USF, 2010)

Rushing TDs: none

Longest Rush: 13 (USF, 2010)

#2 - JEFF DEMPS

Junior • 5-8 • 190

Winter Garden, Fla. (South Lake)

Career:

Games (starts): 33 (21)

- The only player in the country with a rush of over 70 yards and a kick return of over 50 yards this season. (As of 9/25/10)
- The only running back in the country with two rushes of 60-plus yards in 2010. (As of 9/25/10)
- Since 1996, has twice as many 60-plus yard career rushes (four) than any other Gator.
- Ranked fifth in the nation in 2009 with 7.5 yards per carry avg. and finished second on the Gator squad, first among running backs, this season with 745 rushing yards and seven touchdowns.
- Gained 605 rushing yards on 78 carries and seven touchdowns and was one of only 11 players in the country to have both a rushing and receiving touchdown of over 60 yards in 2008.

2010 Season:

Games (starts): 5 (4)

- Leads the Gators with 414 yards rushing on 64 carries for a 6.5-yard average and has scored twice.
- Has returned eight kickoffs for 260 yards, a 32.5-yard average (currently second in the SEC, ranks 10th nationally), with a long of 54 yards against USF. Already has three kick returns of over 40 yards this season. (As of 9/25/10)
- Ranks fifth in the SEC with an average of 147.0 all-purpose yards per game.
- Named SEC Special Teams Player of the Week for his performance against USF.
- Ran for a team-high 47 yards on 11 carries in a start against Alabama.
- Ran for 57 yards on eight carries and caught three passes for two yards in the victory vs. Kentucky, while returning two kickoffs for 39 yards.
- Ran for a team-high 73 yards on a career-high 26 attempts in the win at Tennessee, the most by a Gator running back since Ciatrick Fason vs. Kentucky in 2004. Also led the team with 177 all-purpose yards, including two kick returns for 70 yards (35.0 average, longest of 43). Also caught three passes for 34 yards.
- Ran for a career-high 139 yards on 11 carries, and finished with a career-high 255 all-purpose yards in the win over USF. His 62-yard touchdown run made him the first player in the nation in 2010 to have two rushes on the season of more than 60 yards. The 139 yards were the most by a Florida running back since Chris Rainey ran for 142 vs. The Citadel in 2008. Ran back a career-high 95 yards on a career-high tying two kickoff returns, including a career-best 54-yard kickoff return.
- Graded out as a Champion vs. USF and was named co-offensive player of the game.
- Finished with a team-high 98 yards on eight carries against Miami University, including a career-long 72-yard touchdown run. Also matched his career high with four receptions (for four yards) and reeled off a 34-yard kickoff return.

Prior To This Season:

- See page 96-98 of the 2010 Florida Media

Guide

JD Career Rushing Statistics (* games)

Year	No.	Yds	Avg.	TDs	Long
2008 *14	78	605	7.8	7	62
2009 *14	99	745	7.5	7	62
2010 *5	64	414	6.5	2	72
Totals	241	1764	7.3	16	72

JD Career Receiving Statistics (* games)

Year	No.	Yds	Avg.	TDs	Long
2008 *14	15	141	9.4	1	61
2009 *14	8	52	6.5	0	11
2010 *5	11	61	5.5	0	21
Totals	34	254	7.5	1	61

JD Career Punt Returns (* games)

Year	No.	Yds	Avg.	TDs	Long
2008 *14	2	37	18.5	0	27
2009 *14	0	0	--	0	0
2010 *5	0	0	--	0	0
Totals	2	37	18.5	0	27

JD Career Kickoff Returns (* games)

Year	No.	Yds	Avg.	TDs	Long
2008 *14	1	39	39.0	0	39
2009 *14	2	55	27.5	0	28
2010 *5	8	260	32.5	0	54
Totals	11	354	32.2	0	54

DEMPS' CAREER HIGHS

Rushing Attempts: 26 (Tennessee, 2010)

Rushing Yards: 139 (USF, 2010)

Rushing TDs: 2 (2x, last vs. Charleston Southern, 2009)

Longest Rush: 72 (Miami University, 2010)

Receptions: 4 (2x, last vs. Miami University, 2010)

Receiving Yards: 67 (Kentucky, 2008)

Receiving TDs: 1 (Kentucky, 2008)

Longest Reception: 61 (Kentucky, 2008)

Punt Blocks: 1 (2x, last vs. Kentucky, 2008)

Punt Returns: 1 (2x, last vs. Kentucky, 2008)

Punt Return Yards: 27 (Kentucky, 2008)

Longest Punt Return: 27 (Kentucky, 2008)

Kickoff Returns: 2 (4x, last vs. Kentucky, 2010)

Kickoff Return Yards: 95 (USF, 2010)

Longest Kickoff Return: 54 (USF, 2010)

23- MIKE GILLISLEE

Sophomore • 5-11 • 198

DeLand, Fla. (DeLand)

Career:

Games (starts): 18 (0)

- Averaged 8.6 yards per carry, with 267 yards on 31 carries during his freshman season in 2009, including leading all UF rushers in the 2010 Allstate Sugar Bowl with 78 yards on five carries.

2010 Season:

PLAYER UPDATES

Games (starts): 5 (0)

- Tied for sixth in scoring (TDs) in the SEC with 18 points. (As of 9/25/10)
- Ranks second on Florida with three rushing touchdowns and second with 149 yards rushing (6.0 avg.).
- Carried one time for six yards against Alabama.
- Ran for 32 yards on six carries in the win over Kentucky, while tying a career high with one reception.
- Scored a career-high two touchdowns and finished with 27 yards on a career-high eight carries in the road victory against Tennessee.
- Totaled 29 yards on four carries, including his first touchdown of the season, in the win vs. USE.
- Ran for 55 yards on six carries against Miami University in the season opener, including a 41-yard run. Also had a career-best and team-high 50-yard kickoff return.

Prior To This Season:

- See pages 100-101 of the 2010 Florida Media Guide

MG Career Rushing Statistics (* games)

Year	No.	Yds	Avg.	TDs	Long
2009 *13	31	267	8.6	1	52
2010 *5	25	149	6.0	3	41
Totals	56	416	7.4	4	52

MG Career Receiving Statistics (* games)

Year	No.	Yds	Avg.	TDs	Long
2009 *13	1	6	6.0	1	6
2010 *5	1	-2	-2.0	0	0
Totals	2	4	2.0	1	6

MG Career Kickoff Returns (* games)

Year	No.	Yds	Avg.	TDs	Long
2009 *13	0	0	--	0	0
2010 *5	4	114	28.5	0	50
Totals	4	114	28.5	0	50

GILLISLEE'S CAREER HIGHS

Rushing Attempts: 8 (Tennessee, 2010)
Rushing Yards: 78 (Cincinnati, 2009)
Rushing TDs: 2 (Tennessee, 2010)
Longest Rush: 52 (Cincinnati, 2009)
Receptions: 1 (2x, last vs. Kentucky, 2010)
Receiving Yards: 6 (Troy, 2009)
Receiving TDs: 1 (Troy, 2009)
Longest Reception: 6 (Troy, 2009)
Kickoff Returns: 2 (last vs. Miami University, 2010)
Kickoff Return Yards: 65 (Miami University, 2010)
Longest Kickoff Return: 50 (Miami University, 2010)

20- MALCOLM JONES

Freshman • 5-9 • 176

Fleming Island, Fla. (Fleming Island)

2009 Season:

Games (starts): 0 (0)

- Did not dress in the last three games.
- Dressed for the win over USE, but did not play.
- Suited up for the season opener vs. Miami University, but did not play.

Prior To This Season:

- See www.GatorZone.com

MJ Career Rushing Statistics (* games)

Year	No.	Yds	Avg.	TDs	Long
2010 *0	0	0	--	0	0
Totals	0	0	--	0	0

21 - EMMANUEL MOODY

Senior (RS) • 5-11 • 215

Coppell, Texas (Coppell/Southern Cal)

Career:

Games (starts): 27 (3)

- A versatile tailback who transferred from Southern California in 2007.
- Averaged 6.5 yards per carry and has totaled 378 yards on 58 attempts to rank third on the Gator squad among running backs in 2009.

2010 Season:

Games (starts): 5 (1)

- Has gained 128 yards on 40 carries (3.2 avg.).
- Carried six times for three yards against Alabama.
- Ran for 46 yards on 10 attempts in the win vs. Kentucky, including a season-long carry of 19 yards.
- Gained 20 yards on five carries in the road victory against Tennessee.
- Made the third start of his career, rushing for 56 yards on a career-high 14 carries, in the win against USE.
- Graded out as a Champion vs. USE
- Rushed five times for five yards against Miami University.

Prior To This Season:

- See pages 117-118 of the 2010 Florida Media Guide

EM Career Rushing Statistics (* games)

Year	No.	Yds	Avg.	TDs	Long
2006 **	79	459	5.8	2	48
2008 *10	58	417	7.2	1	40
2009 *12	58	378	6.5	3	32
2010 *5	40	128	3.2	0	19
Totals	235	1382	5.9	6	48

*2006 at Southern California

RUNNING BACKS

EM Career Receiving Statistics (* games)

Year	No.	Yds	Avg.	TDs	Long
2008 *10	0	0	--	0	0
2009 *12	8	45	5.6	0	18
2010 *5	0	0	--	0	0
Totals	8	45	5.6	0	18

MOODY'S CAREER HIGHS

Rushing Attempts: 14 (USE, 2010)
Rushing Yards: 116 (The Citadel, 2008)
Rushing TDs: 2 (Cincinnati, 2009)
Longest Rush: 40 (The Citadel, 2008)
Receptions: 4 (Cincinnati, 2009)
Receiving Yards: 19 (Cincinnati, 2009)
Receiving TDs: None
Longest Reception: 18 (at Kentucky, 2009)

45- T.J. PRIDEMORE

Sophomore (RS) • 6-1 • 247

Gainesville, Ga. (Buford)

Career:

Games (starts): 19 (1)

- Fullback who recieved a medical hardship in 2008 and saw action in all 14 games in 2009.

2010 Season:

Games (starts): 5 (1)

- Saw playing time in the last four games.
- Made first career start against Miami University in the season opener.

Prior To This Season:

- See page 122 of the 2010 Florida Media Guide

TP Career Rushing Statistics (* games)

Year	No.	Yds	Avg.	TDs	Long
2010 *5	0	0	--	0	0
Totals	0	0	--	0	0

46- MICHAEL ROSS

Fullback

Sophomore (RS) • 6-0 • 215

Boca Raton, Fla. (West Boca Raton)

2010 Season:

Games (starts): 0 (0)

- Did not dress in the last four games.
- Did not see game action against Miami University in the season opener.

Prior To This Season:

- See page 125 of the 2010 Florida Media Guide

MR Career Rushing Statistics (* games)

Year	No.	Yds	Avg.	TDs	Long
2010 *0	0	0	--	0	0
Totals	0	0	--	0	0

37- BEN SAMS

Running Back

Freshman • 5-11 • 199

St. Petersburg, Fla. (St. Petersburg)

2010 Season:

Games (starts): 0 (0)

- Did not dress in the last three games.
- Dressed for the win over USE, but did not play.
- Did not see game action against Miami University in the season opener.

Prior To This Season:

- See www.GatorZone.com

BS Career Rushing Statistics (* games)

Year	No.	Yds	Avg.	TDs	Long
2010 *0	0	0	--	0	0
Totals	0	0	--	0	0

42- STEVEN WILKS

Junior (RS) • 6-1 • 235

Lakeland, Fla. (Lakeland)

Career:

Games (starts): 7 (0)

- Fullback who made his collegiate debut against The Citadel in 2008 and played in six games in 2009.

2010 Season:

Games (starts): 0 (0)

- Has been sidelined with an injury during UF's first five games.

Prior To This Season:

- See page 130 of the 2010 Florida Media Guide

SW Career Rushing Statistics (* games)

Year	No.	Yds	Avg.	TDs	Long
2010 *0	0	0	--	0	0
Totals	0	0	--	0	0

WIDE RECEIVERS

89 - STEPHEN ALLI
Freshman (RS) • 6-5 • 220
Andover, N.H. (Proctor Academy)

Career:

Games (starts): 5 (0)

- Dressed for six games but did not see action in 2009.
- Made collegiate debut in the first game of the 2010 season against Miami University.

2010 Season:

Games (starts): 5 (0)

- Recorded first career reception, snagging a two-yard pass in the fourth quarter at Alabama.
- Made collegiate debut against Miami University, and also saw action against USF, Tennessee, Kentucky and Alabama.

Prior To This Season:

- See page 91 of the 2010 Florida Media Guide.

SA Career Receiving Statistics (* games)

Year	No.	Yds	Avg.	TDs	Long
2010 *5	1	2	2.0	0	2
Totals	1	2	2.0	0	2

ALLI'S CAREER HIGHS

Receptions: 1 (Alabama, 2010)

Receiving Yards: 2 (Alabama, 2010)

Receiving TDs: None

Longest Reception: 2 (Alabama, 2010)

81 - ROBERT CLARK

Freshman • 5-8 • 172
Palm Beach Gardens, Fla. (William T. Dwyer)

2010 Season:

Games (starts): 5 (0)

- Saw action in loss at Alabama.
- Has three catches for 27 yards this season.
- Recorded four-yard reception against Kentucky.
- Recorded eight-yard reception against Tennessee, which put the Gators in the red zone.
- Recorded one reception against USF for a career-high 15 yards.
- Made collegiate debut against Miami University.

Prior To This Season:

- See page 132 of the 2010 Florida Media Guide.

RC Career Receiving Statistics (* games)

Year	No.	Yds	Avg.	TDs	Long
2010 *5	3	27	9.0	0	15
Totals	3	27	9.0	0	15

CLARK'S CAREER HIGHS

Receptions: 1 (3x, last vs. Kentucky, 2010)

Receiving Yards: 15 (USF, 2010)

Receiving TDs: none

Longest Reception: 15 (USF, 2010)

4 - ANDRE DEBOSE

Freshman (RS) • 6-0 • 192
Sanford, Fla. (Seminole)

2010 Season:

Games (starts): 4 (1)

- Has six receptions for 66 yards (11.0 avg.) this season.
- Led the Gators with 75 all-purpose yards at Alabama (45 yards on kick return, 30 yards receiving).
- Recorded two catches for 30 yards against Alabama, including a a career-long 26-yard reception in the third quarter.
- Made first appearance on kickoff return team, returning two kicks for 45 yards.
- Made first career start against Kentucky, nabbing four receptions for 36 yards, all in the first half.
- Saw action against Tennessee.
- Made collegiate debut against USF.

Prior To This Season:

- See page 96 of the 2010 Florida Media Guide.

AD Career Receiving Statistics (* games)

Year	No.	Yds	Avg.	TDs	Long
2010 *4	6	66	11.0	0	26
Totals	6	66	11.0	0	26

DEBOSE'S CAREER HIGHS

Receptions: 4 (Kentucky, 2010)

Receiving Yards: 36 (USF, 2010)

Receiving TDs: None

Longest Reception: 26 (Alabama, 2010)

Kick Returns: 2 (Alabama, 2010)

Kick Return Yardage: 45 (Alabama, 2010)

Longest Kick Return: 23 (Alabama, 2010)

84 - QUINTON DUNBAR

Freshman • 6-2 • 170
Miami, Fla. (Booker T. Washington)

2010 Season:

Games (starts): 1 (0)

- Made collegiate debut against Miami University.

Prior To This Season:

- See page 132 of the 2010 Florida Media Guide.

QD Career Receiving Statistics (* games)

Year	No.	Yds	Avg.	TDs	Long
2010 *1	0	0	--	0	0
Totals	0	0	--	0	0

27 - CHRIS DUNKLEY

Freshman • 5-11 • 174
Pahokee, Fla. (Pahokee)

2010 Season:

Games (starts): 0 (0)

- Has yet to see action for the Gators in the first five contests.

Prior To This Season:

- See page 133 of the 2010 Florida Media Guide.

CD Career Receiving Statistics (* games)

Year	No.	Yds	Avg.	TDs	Long
2010 *0	0	0	--	0	0
Totals	0	0	--	0	0

85 - FRANKIE

HAMMOND, JR.
Sophomore (RS) • 5-11 • 178
Hollywood, Fla. (Hallendale)

Career:

Games (starts): 15 (1)

- Redshirt sophomore wide receiver who appeared in 11 games in 2009 after dressing but not seeing game action in any as a freshman in 2008.

2010 Season:

Games (starts): 3 (1)

- Has three catches for 35 yards (11.7 avg.) this season.
- Had two receptions for 28 yards at Alabama, both in the second half.
- Made first career start against Kentucky and recorded two solo tackles on special teams.
- Caught a seven-yard touchdown pass in his first action of the 2010 season against Tennessee, that snapped a 10-10 tie late in the third quarter.

Prior To This Season:

- See pages 102-103 of the 2010 Florida Media Guide.

PLAYER UPDATES

FH Career Receiving Statistics (* games)

Year	No.	Yds	Avg.	TDs	Long
2009 *11	4	57	14.3	1	31
2010 *3	3	35	11.7	1	15
Totals	7	92	13.1	2	31

FH Career Punt Returns (* games)

Year	No.	Yds	Avg.	TDs	Long
2009 *11	3	16	5.3	0	16
2010 *3	0	0	--	0	0
Totals	3	16	5.3	0	16

FH Career Kickoff Returns (* games)

Year	No.	Yds	Avg.	TDs	Long
2009 *11	1	23	23.0	0	23
2010 *3	0	0	--	0	0
Totals	1	23	23.0	0	23

HAMMOND'S CAREER HIGHS

Receptions: 2 (2x, last vs. Alabama, 2010)
 Receiving Yards: 38 (FIU, 2009)
 Receiving TDs: 1 (2x, last at Tennessee, 2010)
 Longest Reception: 31 (FIU, 2009)
 Punt Returns: 2 (Troy, 2009)
 Punt Return Yardage: 16 (Charleston Southern, 2009)
 Longest Punt Return: 16 (Charleston Southern, 2009)
 Kick Returns: 1 (FSU, 2009)
 Kick Return Yardage: 23 (FSU, 2009)
 Longest Kick Return: 23 (FSU, 2009)

82 - OMARIUS HINES

Sophomore (RS) • 6-0 • 219
Corsicana, Texas (Corsicana)

Career:

Games (starts): 18 (1)

- Appeared in 13 games for the Gators as a redshirt freshman, seeing action in all but the LSU game.

2010 Season:

Games (starts): 5 (1)

- Had one rushing attempt, for 19 yards, and one reception for a total of 23 yards in the loss to Alabama.
- Fifth on the team with 10 receptions, good for 129 yards and a 12.9-yard average.
- Recorded two catches for 55 yards against Kentucky, including a 42-yard reception thrown by Trey Burton.
- Recorded two catches for 15 yards against Tennessee and executed a fake punt that yielded 36 yards on a 4th down and 6 in the third quarter.
- Recorded his first career start against USF and had two catches for six yards.
- Scored his second-career touchdown and Florida's first of the 2010 season against Miami in the season opener on a 10-yard pass from John Brantley.

Prior To This Season:

- See page 107 of the 2010 Florida Media Guide.

OH Career Receiving Statistics (* games)

Year	No.	Yds	Avg.	TDs	Long
2009 *13	14	172	12.3	1	25
2010 *5	10	129	12.9	1	42
Totals	24	301	12.5	2	42

HINES' CAREER HIGHS

Receptions: 4 (Troy, 2009)
 Receiving Yards: 67 (Troy, 2009)
 Receiving TDs: 1 (2x, last vs. Miami, 2010)
 Longest Reception: 42 (Kentucky, 2010)
 Rushing Attempts: 1 (2x, last at Alabama, 2010)
 Rushing Yards: 36 (Tennessee, 2010)
 Rushing TDs: None
 Longest Rush: 36 (Tennessee, 2010)

9 - CARL MOORE

Senior (RS) • 6-4 • 217

Roseville, Calif. (Cordova/Sierra C.C.)

Career:

Games (starts): 18 (5)

- Appeared in all but one game for the Gators in 2008, his first season with the team, collecting 14 receptions for 184 yards and one touchdown. Did not play in 2009 due to a back injury.

2010 Season:

Games (starts): 5 (4)

- Ranks second on the team in receptions with 13, good for 166 yards and a 12.8 yard average per catch.
- Has an active streak where his last nine consecutive receptions have resulted in third- or fourth-down conversions.
- Snagged two catches for 28 yards in the loss to Alabama.
- Recorded four catches for 72 yards against Kentucky.
- Recorded two catches for 26 yards against Tennessee.
- Had a career-high five catches for 40 yards and his second career touchdown in Florida's victory over USF on an 11-yard catch with 44 seconds remaining in the second quarter.
- Started at wide receiver in Florida's first three games versus Miami, USF and Tennessee.

Prior To This Season:

- See pages 118-119 of the 2010 Florida Media Guide.

WIDE RECEIVERS

CM Career Receiving Statistics (* games)

Year	No.	Yds	Avg.	TDs	Long
2008 *13	14	184	13.1	1	28
2009 *0	0	0	--	0	0
2010 *5	13	166	12.8	1	24
Totals	27	350	13.0	2	28

MOORE'S CAREER HIGHS

Receptions: 5 (USF, 2010)
 Receiving Yards: 72 (Tennessee, 2010)
 Receiving TDs: 1 (Alabama, 2008)
 Longest Reception: 28 (Miami, 2008)

83 - SOLOMON PATTON

Freshman • 5-9 • 175
Mobile, Ala. (Murphy)

2010 Season:

Games (starts): 2 (0)

- Made debut on kickoff return team, recording a 23-yard return against Alabama.
- Made collegiate debut against Kentucky in the SEC home opener.
- Imitated Kentucky's versatile Randall Cobb in the week of practice leading up to the game with the Wildcats.

Prior To This Season:

- See page 133 of the 2010 Florida Media Guide.

SP Career Receiving Statistics (* games)

Year	No.	Yds	Avg.	TDs	Long
2010 *2	0	0	--	0	0
Totals	0	0	--	0	0

SP Career Kickoff Returns (* games)

Year	No.	Yds	Avg.	TDs	Long
2010 *2	1	23	23.0	0	23
Totals	1	23	23.0	0	23

PATTON'S CAREER HIGHS

Kick Returns: 1 (Alabama, 2010)
 Kick Return Yardage: 23 (Alabama, 2010)
 Longest Kick Return: 23 (Alabama, 2010)

87 - JOSH POSTELL

Sophomore (RS) • 6-3 • 222
Atlanta, Ga. (Therrell)

Career:

Games (starts): 0 (0)

- A redshirt sophomore wide receiver who was a member of the scout team in 2009.

2010 Season:

Games (starts): 0 (0)

- Did not see action in Florida's first five games.

Prior To This Season:

- See page 121 of the 2010 Florida Media Guide.

JP Career Receiving Statistics (* games)

Year	No.	Yds	Avg.	TDs	Long
2010 *0	0	0	--	0	0
Totals	0	0	--	0	0

3 - CHRIS RAINNEY

Junior (RS) • 5-9 • 178

Lakeland, Fla. (Lakeland)

Career:

Games (starts): 35 (4)

- Has appeared in 35 games as a Gator and has made four starts, three coming in 2009. Saw action in all 14 games in 2009.

2010 Season:

Games (starts): 2 (1)

- TIED FOR sixth on the squad with six receptions for 34 yards (5.7 avg.) and has carried four times for 16 yards (4.0 avg.).
- Had one catch for 15 yards versus USE.
- Recorded the second receiving touchdown of his career on a 25-yard catch in the season opener versus Miami University on the 4th down in the fourth quarter.
- Tied with three others for third in the SEC with a career-high six receptions, netting 34 yards against Miami University.
- Has had 10 catches in his last two games since moving to the hybrid WR position after having just nine catches in his career before.

Prior To This Season:

- See pages 123-124 of the 2010 Florida Media Guide.

CR Career Rushing Statistics (* games)

Year	No.	Yds	Avg.	TDs	Long
2007 *5	1	10	10.0	0	10
2008 *14	84	652	7.8	4	75
2009 *14	89	575	6.5	5	76
2010 *2	4	16	4.0	0	15
Totals	178	1253	7.0	9	76

CR Career Receiving Statistics (* games)

Year	No.	Yds	Avg.	TDs	Long
2007 *5	0	0	--	0	0
2008 *14	3	37	12.3	0	16
2009 *14	10	161	16.1	1	33
2010 *2	6	34	5.7	1	25
Totals	19	232	12.2	2	33

CR Career Punt Returns (* games)

Year	No.	Yds	Avg.	TDs	Long
2007 *5	1	22	22.0	0	22
2008 *14	0	0	--	0	0
2009 *14	4	40	10.0	1	23
2010 *2	3	17	5.7	0	15
Totals	8	79	9.9	1	23

CR Career Kickoff Returns (* games)

Year	No.	Yds	Avg.	TDs	Long
2007 *5	1	39	39.0	0	39
2008 *14	1	6	6.0	0	6
2009 *14	5	144	28.8	0	51
2010 *2	0	0	--	0	0
Totals	7	189	27.0	0	51

RAINEY'S CAREER HIGHS

Rushing Attempts: 12 (Mississippi State, 2009)
Rushing Yards: 142 (The Citadel, 2008)
Rushing TDs: 1 (9x, last vs. Cincinnati, 2009)
Longest Rush: 76 (Charleston Southern, 2009)
Receptions: 6 (Miami (OH), 2010)
Receiving Yards: 71 (Cincinnati, 2009)
Receiving TDs: 1 (2x, most recently vs. Miami, 2010)
Longest Reception: 33 (Cincinnati, 2009)
Punt Returns: 2 (Cincinnati, 2009)
Punt Return Yardage: 23 (at Kentucky, 2009)
Longest Punt Return: 23 (at Kentucky, 2009)
Punt Blocks: 1 (2x, last at Mississippi State, 2009)
Kickoff Returns: 4 (Cincinnati, 2009)
Kickoff Return Yardage: 116 (Cincinnati, 2009)
Longest Kickoff Return: 51 (Cincinnati, 2009)

6 - DEONTE THOMPSON

Junior (RS) • 5-11 • 203

Belle Glade (Glades Central)

Career:

Games (starts): 31 (17)

- Appeared in every game for the Gators in 2008
- In 2009, started in all 12 games he appeared in, after being forced to miss games versus Tennessee and Kentucky due to injury.

2010 Season:

Games (starts): 5 (5)

- Leads Florida with 21 catches for 308 yards (14.7 avg.).
- 17 of his 21 receptions have been for first down, an 80.9% reception average.
- HAD three receptions for a game-high 60 yards against Alabama, including a 24-yard catch in the first quarter.
- Caught five receptions for 86 yards against Kentucky.
- Caught a team-high four passes and led UF with 55 yards against Tennessee.
- Three of his four receptions against Tennessee were for first downs.
- Had a career game versus USE with six receptions

for 83 yards, all for first downs.

- Caught three passes, all for first downs, for 24 yards in Florida's season opener versus Miami University.

Prior To This Season:

- See page 127 of the 2010 Florida Media Guide.

DT Career Rushing Statistics (* games)

Year	No.	Yds	Avg.	TDs	Long
2008 *14	0	0	--	0	0
2009 *12	1	-2	-2.0	0	0
2010 *5	0	0	--	0	0
Totals	1	-2	-2.0	0	0

DT Career Receiving Statistics (* games)

Year	No.	Yds	Avg.	TDs	Long
2008 *14	18	269	14.9	3	46
2009 *12	24	343	14.3	4	77
2010 *5	21	308	14.7	0	30
Totals	63	920	14.6	7	77

THOMPSON'S CAREER HIGHS

Receptions: 6 (USE, 2010)
Receiving Yards: 86 (Kentucky, 2010)
Receiving TDs: 2 (Troy, 2009)
Longest Reception: 77 (Arkansas, 2009)

7 - JUSTIN WILLIAMS

Senior (RS) • 6-1 • 205

Folkston, Ga. (Charlton County)

Career:

Games (starts): 1 (0)

- Returned to wide receiver in 2009 after a stint at safety in 2008 and plays an important role on special teams.

2010 Season:

Games (starts): 1 (0)

- Saw first action of the 2010 season in loss at Alabama, playing on special teams and at wide receiver.

Prior To This Season:

- See page 130 of the 2010 Florida Media Guide.

JW Career Receiving Statistics (* games)

Year	No.	Yds	Avg.	TDs	Long
2006 *0	0	0	--	0	0
2007 *12	0	0	--	0	0
2008 *14	0	0	--	0	0
2009 *12	6	50	8.3	2	16
2010 *1	0	0	--	0	0
Totals	6	50	8.3	2	16

WILLIAMS' CAREER HIGHS

Receptions: 2 (2x, last vs. Troy, 2009)

PLAYER UPDATES

Receiving Yards: 16 (FIU, 2009)
Receiving TDs: 1 (2x, last FIU, 2009)
Longest Reception: 16 (FIU, 2009)

WIDE RECEIVERS

TIGHT ENDS

32 - GERALD CHRISTIAN

Freshman (HS) • 6-3 • 240

Palm Beach Gardens, Fla. (William T. Dwyer)

Career:

Games (starts): 3 (0)

- Enrolled at UF in January of 2010

2010 Season:

Games (starts): 3 (0)

- Played in Florida's game versus Alabama in the goal-line package.
- Saw action for the first time as a Gator in the season opener and had first road action at Tennessee.

Prior To This Season:

- See page 132 in the 2010 Florida Media Guide

GC Career Receiving Statistics (* games)

Year	No.	Yds	Avg.	TDs	Long
2010 *3	0	0	--	0	0
Totals	0	0	--	0	0

86 - WILL HILER

Freshman (HS) • 6-2 • 216

Tampa, Fla. (Plant)

Career:

Games (starts): 0 (0)

- Enrolled at UF in summer of 2010.

2010 Season:

Games (starts): 0 (0)

- Has yet to see game action for the Gators.

Prior To This Season:

- See www.gatorzone.com

WH Career Receiving Statistics (* games)

Year	No.	Yds	Avg.	TDs	Long
2010 *0	0	0	--	0	0
Totals	0	0	--	0	0

88 - MICHAEL McFARLAND

Freshman (HS) • 6-6 • 237

Tampa, Fla. (Blake)

Career:

Games (starts): 0 (0)

- Ranked a four-star prospect and No. 12 tight end in the country by Scout.com.

2010 Season:

Games (starts): 0 (0)

- Has yet to see game action for the Gators.

Prior To This Season:

- See Page 133 of the 2010 Florida Media Guide

MM Career Receiving Statistics (* games)

Year	No.	Yds	Avg.	TDs	Long
2010 *0	0	0	--	0	0
Totals	0	0	--	0	0

80 - DESMOND PARKS

RS Freshman (SQ) • 6-5 • 244

Greer, S.C. (Greer)

Career:

Games (starts): 2 (0)

- Has dressed for six Florida games during his tenure as a Gator and made his career debut in the 2010 season opener. A redshirt freshman who enrolled at UF in January of 2009

2010 Season:

Games (starts): 2 (0)

- Saw action for the first time as a Gator in the games versus Miami University and USE.

Prior To This Season:

- See page 120 in the 2010 Florida Media Guide

DP Career Receiving Statistics (* games)

Year	No.	Yds	Avg.	TDs	Long
2010 *2	0	0	--	0	0
Totals	0	0	--	0	0

11 - JORDAN REED

RS Freshman (SQ) • 6-3 • 240

New London, Conn. (New London)

Career:

Games (starts): 4 (2)

- Has played in four games with two starts.

2010 Season:

Games (starts): 4 (2)

- Has three catches for 41 yards (13.7 avg.)
- Caught one pass for 17 yards in Florida's game versus Alabama.
- Saw time in Florida's victory over Kentucky.
- Had one reception for 22 yards in his first-career start in Florida's victory over Tennessee.
- Saw action for the first time as a Gator and had a two-yard touchdown reception for his first career catch against USF in the fourth quarter to complete the scoring.

Prior To This Season:

- See Page 124 in the 2010 Florida Media Guide

JR Career Receiving Statistics (* games)

Year	No.	Yds	Avg.	TDs	Long
2010 *4	3	41	13.7	1	22
Totals	3	41	13.7	1	22

REED'S CAREER HIGHS

Touchdowns: 1 (vs. USF, 2010)

Receptions: 2 (at Tennessee, 2010)

Receiving Yards: 24 (at Tennessee, 2010)

Receiving TDs: 1 (at Tennessee, 2010)

Longest Reception: 22 (at Tennessee, 2010)

OFFENSIVE LINE

58 - NICK ALAJAJIAN

RS Freshman (SQ) • 6-4 • 295
Garland, Texas (Garland)

Career:

Games (starts): 12 (0)

- A redshirt freshman who enrolled at UF in January of 2009.

2010 Season:

Games (starts): 5 (0)

- Saw time in Florida's game versus Alabama.
- Did not play versus Kentucky.
- Saw action in the season opener and in UF's special teams' field-goal unit in the victory over Tennessee.

Prior To This Season:

- See Page 91 of the 2010 Florida Media Guide

76 - MARCUS GILBERT

RS Senior (3L) • 6-5 • 320
Fort Lauderdale, Fla. (St. Thomas Aquinas)

Career:

Games (starts): 44 (22)

- Has played in 44 games and made 22 career starts during his tenure as a Gator.

2010 Season:

Games (starts): 5 (5)

- Started in Florida's game versus Alabama.
- Has graded out a Champion in Florida's first four games.
- Started the season at left tackle, graded out at 83 percent and recorded three knockdowns.

Prior To This Season:

- See page 100 in the 2010 Florida Media Guide

63 - COLE GILLIAM

RS Freshman (SQ) • 6-4 • 315
Valrico, Fla. (Durant)

Career:

Games (starts): 0 (0)

- Has dressed for five games during his tenure as a Gator, but has yet to make his collegiate debut.

2010 Season:

Games (starts): 0 (0)

Prior To This Season:

- See page 100 in the 2010 Florida Media Guide

75 - CHAZ GREEN

Freshman (HS) • 6-5 • 289
Tampa, Fla. (Tampa Catholic)

Career:

Games (starts): 0 (0)

- A four-star prospect who was rated the No. 6 offensive lineman in the nation according to Rivals.com

2010 Season:

Games (starts): 0 (0)

- Has not seen action in the Gators' first five games.

Prior To This Season:

- See Page 133 of the 2010 Florida Media Guide

67 - JON HALAPIO

RS Freshman (SQ) • 6-3 • 312
St. Petersburg, Fla. (St. Petersburg Catholic)

Career:

Games (starts): 8 (2)

- Has played in eight games during his career as a Gator.

2010 Season:

Games (starts): 5 (2)

- Saw time in Florida's game versus Alabama.
- Graded out a Champion in Florida's game versus Kentucky.
- Saw time in Florida's win at UT.
- Made his first career start in the season opener at right guard and started in UF's victory over USE.

Prior To This Season:

- See Page 102 of the 2010 Florida Media Guide

72 - JONOTTHAN HARRISON

RS Freshman (SQ) • 6-3 • 300
Groveland, Fla. (South Lake)

Career:

Games (starts): 5 (0)

- Made his career debut as a Gator versus Miami University in the season opener.

2010 Season:

Games (starts): 5 (0)

- Played in Florida's game versus Alabama.
- Saw action on Florida's special teams on the field goal unit in its wins over Tennessee and Kentucky.
- Saw his first action as a Gator in the first three-games.

Prior To This Season:

- See Page 103 in the 2010 Florida Media Guide

74 - MAURICE HURT

RS Senior (3L) • 6-3 • 320
Milledgeville, Ga. (Baldwin)

Career:

Games (starts): 34 (11)

- Has started 11 games during his Florida career and played in 34 overall.
- Was one of three offensive players that graded out a Champion in UF's victory over the USF Bulls.

2010 Season:

Games (starts): 5 (5)

- Started at right guard in the Gators' game versus Alabama.
- Started and graded out a Champion in Florida's win versus Kentucky.
- Graded out a Champion in the Gators' win over Tennessee.
- Started at right tackle in the first four games for the Gators.

Prior To This Season:

- See Page 109 of the 2010 Florida Media Guide

57 - CARL JOHNSON

RS Senior (3L) • 6-5 • 355
Durham, N.C. (Southern)

Career:

Games (starts): 42 (26)

- Has played in 42 career games, earning starts in 26 contests.

2010 Season:

Games (starts): 4 (4)

- Started in Florida's game versus Alabama.
- Started at left guard and graded out a Champion versus Kentucky.
- Started and graded out a Champion in UF's win over Tennessee.
- Started in the Gators' victory over USE, which

PLAYER UPDATES

was his season debut.

Prior To This Season:

- See Page 112 in the 2010 Florida Media Guide

64 - KYLE KOEHNE
RS Freshman (SQ) • 6-5 • 300
Indianapolis, Ind. (Cathedral)

Career:

Games (starts): 5 (0)

- Dressed in six games for the Gators his freshman season on campus, including the 2009 SEC Championship Game versus Alabama and the 2010 Allstate Sugar Bowl victory over Cincinnati.

2010 Season:

Games (starts): 5 (0)

- Played in Florida's games versus Kentucky and Alabama.
- Saw time on special teams on Florida's field-goal unit in its win over Tennessee.
- Saw action for the first time as a Gator in UF's season opener against Miami University.

Prior To This Season:

- See Page 114 of the 2010 Florida Media Guide

7 - XAVIER NIXON
Sophomore (1L) • 6-5 • 300
Fayetteville, N.C. (Jack Britt)

Career:

Games (starts): 14 (8)

- Has seen action in 14 games as a Gator, with seven career starts.

2010 Season:

Games (starts): 4 (3)

- Started in Florida's game versus Alabama.
- Graded out a Champion in Florida's win over Kentucky.
- Started at left tackle versus Tennessee.
- Was sidelined for Florida's first game of the season, but saw action versus USF.

Prior To This Season:

- See Page 119 in the 2010 Florida Media Guide

68 - LEON ORR
Freshman (HS) • 6-4 • 315
New Port Richey, Fla. (Gulf)

Career:

Games (starts): 0 (0)

- A four-star prospect rated the No. 8 defensive tackle in the nation by Rivals.com

2010 Season:

Games (starts): 0 (0)

- Has not seen playing time in Florida's first three games.

Prior To This Season:

- See Page 133 of the 2010 Florida Media Guide

71 - MATT PATCHAN
RS Sophomore (2L) • 6-6 • 292
Tampa, Fla. (Armwood)

Career:

Games (starts): 15 (1)

- Made 11 appearances as a true freshman on the defensive line, securing a start against Kentucky, but switched back to the offensive line during the spring of 2009.

2010 Season:

Games (starts): 0 (0)

- Was sidelined for the games against Miami University, USF, Tennessee, Kentucky and Alabama.

Prior To This Season:

- See Page 120 of the 2010 Florida Media Guide

55 - MIKE POUNCEY
Senior (3L) • 6-4 • 310
Lakeland, Fla. (Lakeland)

Career:

Games (starts): 46 (37)

- Has seen action in 46 games at Florida, including 37 starts as a Gator.

2010 Season:

Games (starts): 5 (5)

- Started in Florida's game versus Alabama.
- Started and graded out a Champion in Florida's victory over UK.
- Graded out a Champion in Florida's win over Tennessee.
- Moved to center this year and has started in Florida's victories over Miami University, USF and Tennessee.
- Received co-offensive player of the game accolades after grading out a Champion at 95 percent in the Gators' victory over USF.
- Was selected as the SEC Offensive Lineman of

OFFENSIVE LINE

the Week after the USF game.

Prior To This Season:

- See Page 122 in the 2010 Florida Media Guide

50 - SAM ROBEY
RS Sophomore (1L) • 6-4 • 293
Louisville, Ky. (Trinity)

Career:

Games (starts): 19 (0)

- Redshirt sophomore offensive lineman who has seen action in 19 games for the Gators during his tenure on campus.

2010 Season:

Games (starts): 4 (0)

- Played in the Gators' game versus Alabama.
- Saw time at center in Florida's win over Kentucky.
- Played on special teams in the goal-line package and field goal team in Florida's victory over Tennessee.
- Saw first action of the season in Florida's victory over USF.

Prior To This Season:

- See Page 124 of the 2010 Florida Media Guide

77 - IAN SILBERMAN
Freshman (HS) • 6-5 • 285
Orange Park, Fla. (Fleming Island)

Career:

Games (starts): 1 (0)

- A four-star recruit and eighth-ranked offensive tackle according to Rivals.com.

2010 Season:

Games (starts): 1 (0)

- Did not play against Kentucky.
- Saw first action as a Gator in the season opener.

Prior To This Season:

- See Page 134 of the 2010 Florida Media Guide

60 - WILLIAM STEINMANN
Junior (1L) • 6-5 • 272
Daytona Beach, Fla. (Spruce Creek)

Career:

Games (starts): 10 (0)

- Junior offensive lineman who has seen action in 10 games during his career as a Gator.

2010 Season:

Games (starts): 4 (0)

- Saw time in Florida's game versus Alabama.
- Played on special teams on Florida's field-goal unit in its victories over Tennessee and Kentucky.
- Saw time in Florida's victory over USF.

Prior To This Season:

- See Page 126 in the 2010 Florida Media Guide

66 - JAMES WILSON

RS Junior (2L) • 6-3 • 315

St. Augustine, Fla. (Nease)

Career:

Games (starts): 26 (5)

- Redshirt junior offensive lineman who has played in 26 games at Florida, including five starts, after redshirting his first year on campus

2010 Season:

Games (starts): 2 (1)

- Did not play against Tennessee, Kentucky, or Alabama, as he was sidelined with a knee injury.
- Made the start at left guard versus the Miami RedHawks and also saw time against USF.

Prior To This Season:

- See Page 130 of the 2010 Florida Media Guide

78 - DAVID YOUNG

RS Sophomore (1L) • 6-4 • 304

Edwardsville, Ill. (Edwardsville)

Career:

Games (starts): 16 (0)

- A redshirt sophomore offensive lineman that has seen action in 16 games during his career as a Gator.

2010 Season:

Games (starts): 2 (0)

- Was sidelined for Florida's win over Kentucky.
- Saw time on the offensive line in the season opener and in UF's victory over USF.

Prior To This Season:

- See Page 116 in the 2010 Florida Media Guide

DEFENSIVE LINE

47 - BRANDON ANTWINE

RS Senior (3L) • 6-0 • 290
Garland, Texas (Garland)

Career:

Games (starts): 30 (3)

- Four-year defensive tackle who has served as a backup.

2010 Season:

Games (starts): 4 (0)

- Has three solos tackles this season with one sack.
- Recorded one solo tackle in Florida's game versus Alabama.
- Did not see action in Florida's win over Kentucky.
- Had his first-career sack for a loss of five yards in Florida's win over Tennessee.

Recorded one tackle in the season opener.

Prior To This Season:

- See Page 91 of the 2010 Florida Media Guide

BA Career Defensive Statistics (* games)

Year	UT-AT	TT	TFL	QBS	FF	FR	PD	INT
2006 *8	1-3	4	0.0	0.0	0	0	1	0
2007 *4	3-4	7	0.5	0.0	0	0	0	0
2008 *7	1-2	3	0.0	0.0	0	0	0	0
2009 *7	2-1	3	1.0	0.0	0	0	0	0
2010 *4	3-0	3	1.0	1.0	0	0	0	0
Totals	10-10	20	2.5	1.0	0	0	1	0

ANTWINE'S CAREER HIGHS

Tackles: 3 (Troy, 2007)

QB Sacks: 1 (Tennessee, 2010)

Forced Fumbles: None

Interceptions: None

61 - GARY BEEMER

RS Senior (SQ) • 5-11 • 263
Valrico, Fla. (Newsome)

Career:

Games (starts): 3 (0)

- A redshirt senior defensive lineman who enrolled at Florida in August of 2006 and walked on in March of 2008

2010 Season:

Games (starts): 0 (0)

- Has not seen game action this season, but was named Defensive Scout Team Player of the Week on two separate occasions.

Prior To This Season:

- See page 92 in the 2010 Florida Media Guide

GB Career Defensive Statistics (* games)

Year	UT-AT	TT	TFL	QBS	FF	FR	PD	INT
2010 *0	0-0	0	0.0	0.0	0	0	0	0
Totals	0-0	0	0.0	0.0	0	0	0	0

58 - DOMINIQUE EASLEY

Freshman (HS) • 6-1 • 280
Staten Island, N.Y. (Curtis)

Career:

Games (starts): 3 (0)

- Ranked a five-star prospect and No. 2 defensive tackle in the country by both Scout.com and Rivals.com.

2010 Season:

Games (starts): 3 (0)

- Teamed up for a tackle in Florida's game versus Alabama.
- Did not see time in the Gators' victory over UK.
- Saw time in Florida's victory over Tennessee.
- Recorded one tackle in his first game as a Gator on opening day.

Prior To This Season:

- See Page 133 in the 2010 Florida Media Guide

DE Career Defensive Statistics (* games)

Year	UT-AT	TT	TFL	QBS	FF	FR	PD	INT
2010 *3	0-2	2	0.0	0.0	0	0	0	0

EASLEY'S CAREER HIGHS

Tackles: 1 (2x, last vs. Alabama, 2010)

QB Sacks: None

Forced Fumbles: None

Interceptions: None

73 - SHARRIF FLOYD

Freshman (HS) • 6-3 • 301
Philadelphia, Pa. (George Washington)

Career:

Games (starts): 5 (1)

- Ranked a five-star prospect and No. 1 defensive tackle in the country by Scout.com.

2010 Season:

Games (starts): 5 (1)

- Has eight tackles, five assisted and three solo, with two for loss.
- Recorded two tackles in the Gators' game versus Alabama.
- Recorded his first-career start in Florida's win over Kentucky. Had two tackles and teamed up for a tackle for a loss of one yard.
- Saw time in UF's win over UT.
- Tallied one tackle for a loss of one yard versus USF.

- In his first game as a Gator in the season opener, he recorded three tackles and received a special mention from his coaches.

Prior To This Season:

- See Page 133 of the 2010 Florida Media Guide

SF Career Defensive Statistics (* games)

Year	UT-AT	TT	TFL	QBS	FF	FR	PD	INT
2010 *5	3-5	8	2.0	0.0	0	0	0	0
Totals	3-5	8	2.0	0.0	0	0	0	0

FLOYD'S CAREER HIGHS

Tackles: 3 (Miami, 2010)

QB Sacks: None

Forced Fumbles: None

Interceptions: None

96 - WILLIAM GREEN

Junior (2L) • 6-3 • 252
Hoover, Ala. (Spain Park)

Career:

Games (starts): 31 (1)

- Has collected 23 tackles (13 solo, 10 assisted), 6.0 tackles for loss, one quarterback sack and one punt block in his career.

2010 Season:

Games (starts): 5 (0)

- Three of his four tackles are solo.
- Recorded two tackles in Florida's game versus Alabama.
- Saw action in UF's win over Kentucky.
- Saw time in the Gators' win over Tennessee.
- Recorded two unassisted tackles, including one for a loss of eight yards on UF's one-yard line.
- Played in the season opener and fielded a kickoff return for eight yards.

Prior To This Season:

- See page 132 in the 2010 Florida Media Guide

WG Career Defensive Statistics (* games)

Year	UT-AT	TT	TFL	QBS	FF	FR	PD	INT
2008 *12	4-3	7	2.0	1.0	0	0	0	0
2009 *14	6-6	12	3.0	0.0	0	0	0	0
2010 *5	3-1	4	1.0	0.0	0	0	0	0
Totals	13-10	23	6.0	1.0	0	0	0	0

WG Career Punt Returns (* games)

Year	No.	Yds	Avg.	TDs	Long
2008 *12	1	23	23.0	0	0
2009 *14	0	0	--	0	0
2010 *5	0	0	--	0	0
Totals	1	23	23.0	0	0

PLAYER UPDATES

WG Career Kickoff Returns (* games)

Year	No.	Yds	Avg.	TDs	Long
2008 *12	0	0	--	0	0
2009 *14	0	0	--	0	0
2010 *5	1	8	8.0	0	8
Totals	1	8	8.0	0	8

GREEN'S CAREER HIGHS

Tackles: 3 (2x, last vs. Troy, 2009)

QB Sacks: 1 (vs. The Citadel, 2008)

Forced Fumbles: None

Interceptions: None

Punt Blocks: 1 (Kentucky, 2008)

6 - JAYE HOWARD

RS Junior (2L) • 6-3 • 302

Apopka, Fla. (Jones)

Career:

Games (starts): 25 (9)

- Started at defensive end in Florida's victories over Tennessee and Kentucky and at Alabama.
- Has collected 48 tackles (31 solo, 17 assisted), 9.0 tackles for loss, five quarterback sacks and a fumble recovery.

2010 Season:

Games (starts): 5 (5)

- Has seven tackles on the season, is tied for the team lead with 2.5 tackles for loss and paces UF with two sacks.
- Wore jersey number 62 at Alabama in tribute to former Gator Lamar Abel, a former walk-on who was part of the 2008 Florida National Championship team. Abel passed away on May 22, 2010.
- Started and recorded one tackle in Florida's game versus Alabama.
- Was named the player of the game versus Kentucky.
- Started, recorded three tackles and one tackle for loss in UF's win over Kentucky.
- Recorded two tackles in his start versus USEF.
- Recorded his first start of the season, had two sacks for a total loss of 12 yards and graded out a Champion versus Miami University.
- Was one of three SEC players to record the most (2) sacks in the first week.
- Only five players in all of college football had more sacks than Howard in the first week.

Prior To This Season:

- See Page 108 of the 2010 Florida Media Guide

JH Career Defensive Statistics (* games)

Year	UT-AT	TT	TFL	QBS	FF	FR	PD	INT
2008 *8	6-2	8	2.5	1.5	0	1	0	0
2009 *12	18-11	29	3.0	1.5	0	0	0	0
2010 *5	7-5	12	3.5	2.0	0	0	0	0
Totals	31-18	49	9.0	5.0	0	1	0	0

HOWARD'S CAREER HIGHS

Tackles: 10 (Alabama, 2009)

QB Sacks: 2.0 (Miami, 2010)

Forced Fumbles: None

Interceptions: None

99 - OMAR HUNTER

RS Sophomore (1L) • 6-0 • 307

Buford, Ga. (Buford)

Career:

Games (starts): 21 (14)

- Has collected 256 tackles, including 11 solo and 15 assisted, 2.5 tackles for loss, a pass breakup and a blocked field goal.

2010 Season:

Games (starts): 5 (3)

- Has nine tackles in five games this year.
- Started and recorded a tackle in the Gators' game versus Alabama.
- Recorded three tackles and one pass breakup and graded out a Champion versus Kentucky. Also blocked Florida's first kick of the season on a field-goal attempt in the fourth quarter.
- Started in Florida's victory over Tennessee.
- Recorded one tackle in UF's victory over USEF.

Prior To This Season:

- See Page 108 in the 2010 Florida Media Guide

OH Career Defensive Statistics (* games)

Year	UT-AT	TT	TFL	QBS	FF	FR	PD	INT
2008 *2	0-0	0	0.0	0.0	0	0	0	0
2009 *14	8-9	17	2.0	0.0	0	0	0	0
2010 *5	3-6	9	0.5	0.0	0	0	1	0
Totals	11-15	26	2.5	0.0	0	0	1	0

HUNTER'S CAREER HIGHS

Tackles: 6 (Arkansas, 2009)

QB Sacks: None

Forced Fumbles: None

Interceptions: None

93 - KEDRIC JOHNSON

RS Freshman (SQ) • 6-4 • 230

Palmetto, Fla. (Palmetto)

Career:

Games (starts): 5 (0)

- A redshirt freshman defensive end who has played in five games as a Gator.

2010 Season:

Games (starts): 5 (0)

- Played in Florida's game versus Alabama.
- Saw time in UF's win over Kentucky.
- Collected two of the Gators' four quarterback hurries against the Vols.
- Played on kickoff coverage and kick return team in Florida's win over Tennessee.
- Recorded one unassisted tackle in his first game

DEFENSIVE LINE

for the Gators.

Prior To This Season:

- See Page 112 of the 2010 Florida Media Guide

KJ Career Defensive Statistics (* games)

Year	UT-AT	TT	TFL	QBS	FF	FR	PD	INT
2010 *5	1-0	1	0.0	0.0	0	0	0	0
Totals	1-0	1	0.0	0.0	0	0	0	0

JOHNSON'S CAREER HIGHS

Tackles: 1 (Miami, 2010)

QB Sacks: None

Forced Fumbles: None

Interceptions: None

57 - SAMUEL JOHNSON

RS Sophomore (SQ) • 6-1 • 266

Eureka, Mo. (Eureka)

Career:

Games (starts): 0 (0)

- A redshirt sophomore defensive end who walked on to the team in September of 2009. Has dressed for four games as a Gator, but has yet to see game action.

2010 Season:

Games (starts): 0 (0)

- Did not see action in Florida's first five games.

Prior To This Season:

- See Page 113 in the 2010 Florida Media Guide

SJ Career Defensive Statistics (* games)

Year	UT-AT	TT	TFL	QBS	FF	FR	PD	INT
2010 *0	0-0	0	0.0	0.0	0	0	0	0
Totals	0-0	0	0.0	0.0	0	0	0	0

44 - DUKE LEMMENS

Senior (3L) • 6-3 • 250

Westlake Village, Calif. (Oaks Christian)

Career:

Games (starts): 37 (6)

- Has recorded 41 tackles, including 21 solo and 20 assisted, forced one fumble, recovered one fumble, owns 6.0 tackles for loss, 4.0 quarterback sacks and one quarterback hurry in his career.
- Was one of two defensive players that graded out a champion in Florida's victory over USEF.

2010 Season:

Games (starts): 5 (5)

- Has 18 tackles, 11 assisted and seven solo, including three tackles for loss.
- Recorded a career and team-high eight tackles, one sack and one tackle for loss in Florida's game versus Alabama.
- Was named Florida's Defensive Player of the Game for his performance against Tennessee.

PLAYER UPDATES

• Recorded two tackles and a quarterback hurry and graded out a Champion in UF's win over Kentucky, then a career-high five tackles and one sack for a loss of six yards in Florida's victory over Tennessee.

• Recorded two tackles, one for a three-yard loss, and recovered a fumble at UF's 12-yard line versus USE.

Prior To This Season:

- See Page 115 of the 2010 Florida Media Guide

DL Career Defensive Statistics (* games)

Year	UT-AT	TT	TFL	QBS	FF	FR	PD	INT
2007 *11	1-5	6	0.0	0.0	0	0	0	0
2008 *10	4-3	7	3.0	2.0	1	0	0	0
2009 *11	9-1	10	0.0	0.0	0	0	0	0
2010 *5	7-11	18	3.0	2.0	0	1	0	0
Totals	21-20	41	6.0	4.0	1	1	0	0

LEMMENS' CAREER HIGHS

Tackles: 8 (Alabama, 2010)

QB Sacks: 2.0 (LSU, 2008)

Forced Fumbles: 1 (LSU, 2008)

Interceptions: None

90 - LAWRENCE MARSH

RS Senior (3L) • 6-5 • 290

Augusta, Ga. (Josey)

Career:

Games (starts): 34 (14)

- Has 42 tackles, 20 solo and 22 assisted, owns 7.5 tackles for loss and 4.0 quarterback sacks.

2010 Season:

Games (starts): 3 (1)

- Saw time in the Gators' game versus Alabama.
- Missed the games versus Tennessee and Kentucky after suffering an arm injury.
- Earned a starting spot in UF's victory over USE.
- Had one tackle versus the Miami RedHawks.

Prior To This Season:

- See Page 116 in the 2010 Florida Media Guide

LM Career Defensive Statistics (* games)

Year	UT-AT	TT	TFL	QBS	FF	FR	PD	INT
2007 *8	3-2	5	1.5	0.5	0	0	0	0
2008 *14	14-14	28	5.5	3.0	0	0	0	0
2009 *9	2-6	8	0.5	0.5	0	0	0	0
2010 *3	1-0	1	0.0	0.0	0	0	0	0
Totals	20-22	42	7.5	4.0	0	0	0	0

MARSH'S CAREER HIGHS

Tackles: 5 (Ole Miss, 2008)

QB Sacks: 2 (Hawaii, 2008)

Forced Fumbles: None

Interceptions: None

34 - LERENTEE McCRAY

RS Sophomore (1L) • 6-2 • 245

Ocala, Fla. (Dunnellon)

Career:

Games (starts): 15 (0)

- Made the switch from linebacker to defensive end in fall of 2009, has 12 tackles (10 solo, two assisted)

2010 Season:

Games (starts): 4 (0)

- Saw time in Florida's game versus Alabama.
- Had one tackle versus Kentucky and teamed up for a tackle for a loss of one yard.
- Had one tackle versus USE.

Prior To This Season:

- See Page 117 of the 2010 Florida Media Guide

LM Career Defensive Statistics (* games)

Year	UT-AT	TT	TFL	QBS	FF	FR	PD	INT
2008 *8	5-0	5	0.0	0.0	0	0	0	0
2009 *3	4-1	5	0.0	0.0	0	0	0	0
2010 *4	1-1	2	0.5	0.0	0	0	0	0
Totals	10-2	12	0.5	0.0	0	0	0	0

McCRAY'S CAREER HIGHS

Tackles: 3 (Charleston Southern, 2009)

QB Sacks: None

Forced Fumbles: None

Fumble Recoveries: None

Interceptions: None

91 - EARL OKINE

RS Sophomore (SQ) • 6-7 • 282

Gainesville, Fla. (Gainesville)

Career:

Games (starts): 10 (0)

- A redshirt sophomore defensive end who has seen action in 10 games as a Gator defensive lineman.

2010 Season:

Games (starts): 5 (0)

- Recorded one tackle in the Gators' game versus Alabama.
- Had one tackle, his first-career sack for five yards and one tackle for a five-yard loss against Kentucky.
- Recorded one solo tackle in the season opener.

Prior To This Season:

- See Page 119 of the 2010 Florida Media Guide

DEFENSIVE LINE

EO Career Defensive Statistics (* games)

Year	UT-AT	TT	TFL	QBS	FF	FR	PD	INT
2009 *5	2-0	2	0.0	0.0	0	0	0	0
2010 *5	3-0	3	1.0	1.0	0	0	0	0
Totals	5-0	5	1.0	1.0	0	0	0	0

OKINE'S CAREER HIGHS

Tackles: 2 (Charleston Southern, 2009)

QB Sacks: 1 (Kentucky, 2010)

Forced Fumbles: None

Interceptions: None

7 - RONALD POWELL

Freshman (HS) • 6-4 • 248

Moreno Valley, Calif. (Rancho Verde)

Career:

Games (starts): 5 (0)

- Ranked a five-star prospect, the No. 1 defensive end and the No. 1 overall prospect by Rivals.com.

2010 Season:

Games (starts): 5 (0)

- Has had four tackles through the first five-games.
- Recorded one tackle in the Gators' game versus Alabama.
- Saw action in Florida's win versus Kentucky.
- Recorded his first-career sack for a loss of four yards and one tackle versus Tennessee.

Prior To This Season:

- See Page 134 of the 2010 Florida Media Guide

RP Career Defensive Statistics (* games)

Year	UT-AT	TT	TFL	QBS	FF	FR	PD	INT
2010 *5	3-1	4	1.5	1.0	0	0	0	0
Totals	3-1	4	1.5	1.0	0	0	0	0

POWELL'S CAREER HIGHS

Tackles: 1 (4x, last vs. Alabama, 2010)

QB Sacks: None

Forced Fumbles: None

Interceptions: None

92 - TERRON SANDERS

RS Senior (2L) • 6-1 • 309

Bradenton, Fla. (Southeast)

Career:

Games (starts): 35 (22)

- Recorded 51 tackles with 20 solo and 31 assisted, including 8.0 tackles for loss, a pass deflection and a fumble recovery.

2010 Season:

Games (starts): 4 (2)

- Has totaled seven tackles, four assisted and three solo.
- Recorded a career-high five tackles in Florida's

PLAYER UPDATES

game versus Alabama.

- Saw time in Florida's win over UK.
- Had two tackles, including one for a loss of two yards versus Tennessee.
- Saw time in Florida's victory over USE.

Prior To This Season:

- See Page 125 in the 2010 Florida Media Guide

TS Career Defensive Statistics (* games)

Year	UT-AT	TT	TFL	QBS	FF	FR	PD	INT
2007 *5	3-1	4	1.0	0.0	0	0	0	0
2008 *14	8-13	21	4.0	0.0	0	1	0	0
2009 *12	6-13	19	2.0	0.0	0	0	1	0
2010 *4	3-4	7	1.0	0.0	0	0	0	0
Totals	20-31	51	8.0	0.0	0	1	1	0

SANDERS' CAREER HIGHS

Tackles: 5 (Alabama, 2010)

QB Sacks: None

Forced Fumbles: None

Interceptions: None

70 - SHAWN SCHMIEDER

RS Senior (SQ) • 6-4 • 275

Jacksonville, Fla. (Bishop John J. Snyder)

Career:

Games (starts): 9 (0)

- Saw time on special teams in the field-goal unit.
- A redshirt senior defensive lineman who enrolled at Florida in the summer of 2007 and walked on to the team in August of 2007.

2010 Season:

Games (starts): 4 (0)

- Saw time in Florida's game versus Alabama.
- Played in the season-opening victory over Miami University, at Tennessee and versus Kentucky.

Prior To This Season:

- See Page 126 of the 2010 Florida Media Guide

SS Career Defensive Statistics (* games)

Year	UT-AT	TT	TFL	QBS	FF	FR	PD	INT
2008 *3	0-0	0	0.0	0.0	0	0	0	0
2009 *2	0-0	0	0.0	0.0	0	0	0	0
2010 *4	0-0	0	0.0	0.0	0	0	0	0
Totals	0-0	0	0.0	0.0	0	0	0	0

85 - LYNDEN TRAIL

Freshman (HS) • 6-7 • 217

Miami, Fla. (Booker T. Washington)

Career:

Games (starts): 0 (0)

- Ranked a four-star prospect and No. 7 weakside

defensive end in the country by Rivals.com.

2010 Season:

Games (starts): 0 (0)

- Will be taking a redshirt this season.

Prior To This Season:

- See Page 134 of the 2010 Florida Media Guide

LT Career Defensive Statistics (* games)

Year	UT-AT	TT	TFL	QBS	FF	FR	PD	INT
2010 *0	0-0	0	0.0	0.0	0	0	0	0
Totals	0-0	0	0.0	0.0	0	0	0	0

94 - JUSTIN TRATTOU

Senior (3L) • 6-4 • 255

Ramsey, N.J. (Don Bosco Prep)

Career:

Games (starts): 44 (23)

- Has recorded 78 tackles (51 solo, 27 assisted), 18.5 tackles for loss, 7.5 sacks, three interceptions, one forced fumble, one fumble recovery and three pass deflections.

2010 Season:

Games (starts): 5 (5)

- Is eighth on the Gators with 14 tackles, 11 solo.
- Recorded two tackles and a tackle for a loss of four yards in the Gators' game versus Alabama.
- Had three tackles and two tackles for a loss of two yards and graded out a Champion versus Kentucky.
- Was named one of Florida's defensive players of the game for his performance against Tennessee
- Teamed up for a sack for a loss of two yards in UF's win over Tennessee. Also recorded three tackles in the victory.
- Had three unassisted tackles and one interception for a 35-yard touchdown versus USE. His interception gave him three for his career, the eighth-most by a defensive end since 1996 and tied for first in the SEC for interception return touchdowns.
- Was one of two defensive players that graded out a Champion in Florida's victory over USE.
- Recorded one solo and two assisted tackles in the season opener, when he started at defensive end and graded out a Champion.

Prior To This Season:

- See Page 128 in the 2010 Florida Media Guide

JT Career Defensive Statistics (* games)

Year	UT-AT	TT	TFL	QBS	FF	FR	PD	INT
2007 *12	12-8	20	6.5	3.5	1	0	1	1
2008 *14	17-10	27	4.0	1.5	0	0	1	0
2009 *13	11-6	17	4.5	2.0	0	1	1	1
2010 *5	11-3	14	3.5	0.5	0	0	0	1
Totals	51-27	78	18.5	7.5	1	1	3	3

DEFENSIVE LINE

TRATTOU'S CAREER HIGHS

Tackles: 7 (Florida Atlantic, 2007)

QB Sacks: 2 (Florida Atlantic, 2007)

Forced Fumbles: 1 (Michigan, 2008)

Interceptions: 1 (3x, last USE, 2010)

65 - GLEN WATSON

RS Sophomore (SQ) • 6-2 • 299

Pensacola, Fla. (Escambia)

Career:

Games (starts): 2 (0)

- Has played in two games during his tenure as a Gator, but has not recorded any career tackles.

2010 Season:

Games (starts): 0 (0)

- Did not see any action in Florida's first five games.

Prior To This Season:

- See www.gatorzone.com

GW Career Defensive Statistics (* games)

Year	UT-AT	TT	TFL	QBS	FF	FR	PD	INT
2009 *2	0-0	0	0.0	0.0	0	0	0	0
2010 *0	0-0	0	0.0	0.0	0	0	0	0
Totals	0-0	0	0.0	0.0	0	0	0	0

LINEBACKERS

25 - GIDEON AJAGBE

Freshman • 6-2 • 212

Coconut Grove, Fla. (Ransom Everglades)

2010 Season:

Games (starts): 0 (0)

- Tore rotator cuff in preseason camp.

Prior To This Season:

- See page 132 of 2010 Florida Media Guide.

GA Career Defensive Statistics (* games)

Year	UT-AT	TT	TFL	QBS	FF	FR	PD	INT
2010 *0	0-0	0	0.0	0.0	0	0	0	0
Totals	0-0	0	0.0	0.0	0	0	0	0

48 - NEIRON BALL

Freshman (HS) • 6-2 • 222

Jackson, Ga. (Jackson)

Career:

Games (starts): 5 (0)

- Rated a four-star prospect by Scout.com and Rivals.com.

2010 Season:

Games (starts): 5 (0)

- Member of kickoff and kickoff return units.
- Collected one tackle vs. Kentucky.
- Had one solo tackle at Tennessee.
- Recorded first two tackles of career vs. USE.
- Made collegiate debut against Miami University.

Prior To This Season:

- See Page 132 in the 2010 Florida Media Guide

NB Career Defensive Statistics (* games)

Year	UT-AT	TT	TFL	QBS	FF	FR	PD	INT
2010 *5	1-3	4	0.0	0.0	0	0	0	0
Totals	1-3	4	0.0	0.0	0	0	0	0

BALL'S CAREER HIGHS

Tackles: 2 (vs. USE, 2010)

QB Sacks: None

Forced Fumbles: None

Interceptions: 1 (3x, last vs. Kentucky, 2010)

52 - JONATHAN BOSTIC

Sophomore • 6-1 • 238

Wellington, Fla. (Palm Beach Central)

Career:

Games (starts): 17 (5)

- Has started in five games this season after seeing action in 12 games in 2009.

2010 Season:

Games (starts): 5 (5)

- Is the third-leading tackler on the Gators with 23, 12 assisted and 11 solo.
- Is tied for third in the SEC in interceptions and is tied for the national lead among linebackers for interceptions with three.
- Made one tackle at Alabama.
- Had three tackles, a quarterback hit and his third interception of the season (second in as many games) vs. Kentucky.
- Graded out as a Champion vs. Tennessee.
- Led the Gators with a career-high eight tackles at Tennessee (five solo).
- Made a crucial interception in the red zone to end a second-quarter Tennessee drive, preserving a 7-3 Florida lead.
- Held the point of attack on Omarius Hines' 36 yard fake punt run vs. Tennessee.
- Registered six tackles vs. USF and his pressure forced a third-quarter Justin Trattou interception from USF QB B.J. Daniels.
- Recorded his first career start in the season opener at middle linebacker with five tackles and his first career interception.

Prior To This Season:

- See page 94 of 2010 Florida Media Guide.

JB Career Defensive Statistics (* games)

Year	UT-AT	TT	TFL	QBS	FF	FR	PD	INT
2009 *12	14-4	18	0.0	0.0	0	0	0	0
2010 *5	12-11	23	0.0	0.0	0	0	0	3
Totals	26-15	41	0.0	0.0	0	0	0	3

BOSTIC'S CAREER HIGHS

Tackles: 8 (Tennessee, 2010)

QB Sacks: None

Forced Fumbles: None

Interceptions: 1 (3x-last vs. Kentucky, 2010)

26 - LORENZO EDWARDS

Senior • 6-1 • 240

Orlando, Fla. (Edgewater)

Career:

Games (starts): 37 (0)

- Top backup linebacker and has played a key role on special teams.

2010 Season:

Games (starts): 5 (0)

- Member of the kickoff, kickoff return and punt units.
- Registered one tackle vs. Kentucky.
- Tallied two solo tackles vs. USE.
- Recorded four solo tackles in the season opener versus Miami.

Prior To This Season:

- See page 98 of 2010 Florida Media Guide.

LE Career Defensive Statistics (* games)

Year	UT-AT	TT	TFL	QBS	FF	FR	PD	INT
2007 *6	1-2	3	0.0	0.0	0	0	0	0
2008 *13	18-9	27	0.0	0.0	0	0	0	0
2009 *13	8-5	13	0.0	0.0	0	0	2	0
2010 *5	6-1	7	0.0	0.0	0	0	0	0
Totals	33-17	50	0.0	0.0	0	0	2	0

EDWARDS' CAREER HIGHS

Tackles: 9 (The Citadel, 2008)

QB Sacks: None

Forced Fumbles: None

Interceptions: None

13 DEE FINLEY

Sophomore • 6-2 • 222

Auburn, Ala. (Auburn)

Career:

Games (starts): 13 (0)

- True sophomore who has appeared in 10 games and recorded seven tackles playing special teams and backing up at safety.

2010 Season:

Games (starts): 3 (0)

- Played on the kickoff team vs. Kentucky and Alabama.
- Collected first tackle of the season at Alabama.
- Saw first action of the season on opening kickoff at Tennessee. Wore jersey #18 since both he and Trey Burton (#13) appeared on special teams.

Prior To This Season:

- See page 99 of 2010 Florida Media Guide

DF Career Defensive Statistics (* games)

Year	UT-AT	TT	TFL	QBS	FF	FR	PD	INT
2009 *10	5-2	7	0.0	0.0	0	0	0	0
2010 *3	0-1	1	0.0	0.0	0	0	0	0
Totals	5-3	8	0.0	0.0	0	0	0	0

FINLEY'S CAREER HIGHS

Tackles: 2 (2x, last vs Florida State, 2009)

QB Sacks: None

Forced Fumbles: None

Interceptions: None

40 - BRANDON HICKS

Senior • 6-2 • 228

Jacksonville, Fla.

(Nathan Bedford Forrest)

Career:

Games (starts): 45 (9)

- Has recorded 88 total tackles in his career, along with nine and a half tackles for loss and eight QB sacks.

2010 Season:

Games (starts): 5 (0)

- Has nine tackles through five games, five of which are solo.
- Notched one tackle vs. Kentucky.
- Graded out as a Champion against Tennessee.
- Was the second-leading tackler for UF at Tennessee with six (four solo).
- Put pressure Tennessee quarterback Matt Simms as he was credited with one and a half sacks and a quarterback hurry.
- His force on B.J. Daniels in the third quarter of the USF game caused a Justin Trattou interception that was returned for a touchdown.
- Had one solo tackle in the season opener vs. Miami University.

Prior To This Season:

- See pages 105-106 of 2010 Florida Media Guide.

BH Career Defensive Statistics (* games)

Year	UT-AT	TT	TFL	QBS	FF	FR	PD	INT
2007 *13	3-10	13	0.5	0.5	0	0	2	0
2008 *14	19-15	34	2.5	2.0	0	0	4	0
2009 *13	22-10	32	5.0	4.0	1	0	2	0
2010 *5	5-4	9	1.5	1.5	0	0	0	0
Totals	49-39	88	9.5	8.0	1	0	8	0

HICKS' CAREER HIGHS

Tackles: 7 (Florida State, 2009)

QB Sacks: 2 (2x, last at Tennessee, 2010)

Forced Fumbles: 1 (Florida State, 2009)

Interceptions: None

43 - JELANI JENKINS

Freshman (RS) • 6-1 • 223

Olney, Md. (Our Lady Good Counsel)

Career:

Games (starts): 7 (3)

- Notched two tackles, including one for a loss, in his collegiate debut against Charleston Southern to begin 2009 season.

2010 Season:

Games (starts): 5 (3)

- His 29 tackles on the season ranks second on UF's defense and is also second among SEC freshmen.
- His 20 tackles in SEC games leads the Gators.
- Collected six tackles and added a quarterback hurry at Alabama.
- Set a career-high with eight tackles, including a tackle-for-loss vs. Kentucky and graded out as a Champion.
- Earned SEC Freshman of the Week honors for his performance against Tennessee and graded out as a Champion.
- Matched his career-high with six tackles at Tennessee.

- Recorded his first career sack at Tennessee, which was initially ruled a safety until overturned by instant replay.
- Collected a career-high six tackles vs. USF.
- Notched three tackles in the season opener versus Miami, when he made his first career start at weakside linebacker.

Prior To This Season:

- See page 111 of 2010 Florida Media Guide.

JJ Career Defensive Statistics (* games)

Year	UT-AT	TT	TFL	QBS	FF	FR	PD	INT
2009 *2	1-1	2	1.0	0.0	0	0	0	0
2010 *5	15-14	29	2.0	1.0	0	0	0	0
Totals	16-15	31	3.0	1.0	0	0	0	0

JENKINS' CAREER HIGHS

Tackles: 8 (vs. Kentucky, 2010)

QB Sacks: 1 (Tennessee, 2010)

Forced Fumbles: None

Interceptions: None

16 - A.J. JONES

Senior (RS) • 6-1 • 226

Tampa, Fla. (Middleton)

Career:

Games (starts): 43 (34)

- Has collected 129 total tackles in his career, including 10.5 tackles-for-loss and four sacks.

2010 Season:

Games (starts): 5 (5)

- Ranks fourth on the Gators with 21 tackles, including 11 solo.
- Tallied four tackles at Alabama.
- Graded out as a Champion vs. Kentucky and was credited with four tackles and a pass break-up vs. Kentucky.
- Registered three tackles at Tennessee.
- Collected a season-high seven tackles vs. USF.
- Recorded three tackles, including one for a six-yard loss in the season opener versus Miami University.

Prior To This Season:

- See pages 113-114 of 2010 Florida Media Guide.

AJ Career Defensive Statistics (* games)

Year	UT-AT	TT	TFL	QBS	FF	FR	PD	INT
2007 *13	23-13	36	2.5	1.0	0	0	1	0
2008 *12	14-21	35	2.5	0.0	1	1	3	0
2009 *11	16-21	37	4.5	3.0	0	0	2	3
2010 *5	11-10	21	1.0	0.0	0	0	2	0
Totals	64-65	129	10.5	4.0	1	1	8	3

JONES' CAREER HIGHS

Tackles: 10 (at LSU, 2009)

QB Sacks: 1 (4x, last vs. Georgia, 2009)

Forced Fumbles: 1 (at Arkansas, 2008)

Interceptions: 2 (Georgia, 2009)

49 - DARRIN KITCHENS

Freshman • 6-2 • 218

Homestead, Fla. (Homestead)

2010 Season:

Games (starts): 4 (0)

- Saw action on the kickoff team vs. USF, at Tennessee, vs. Kentucky and at Alabama.

Prior To This Season:

- See page 133 of 2010 Florida Media Guide.

DK Career Defensive Statistics (* games)

Year	UT-AT	TT	TFL	QBS	FF	FR	PD	INT
2010 *4	0-0	0	0.0	0.0	0	0	0	0
Totals	0-0	0	0.0	0.0	0	0	0	0

23 - CHRIS MARTIN

Freshman (RS) • 6-4 • 240

Aurora, Colo. (Grandview)

- Transferred from the University of California, Berkeley over the summer and will sit out until next season.

Prior To This Season:

- See www.GatorZone.com.

53 - SCOTT PEEK

Sophomore (RS) • 6-1 • 216

Tampa, Fla. (Freedom)

Career:

Games (starts): 0 (0)

- Reserve linebacker who has dressed for seven games but has not made his Gator debut.

2010 Season:

Games (starts): 0 (0)

- Did not see action in the first five games.

Prior To This Season:

- See pages 120-121 of 2010 Florida Media Guide.

SP Career Defensive Statistics (* games)

Year	UT-AT	TT	TFL	QBS	FF	FR	PD	INT
2010 *0	0-0	0	0.0	0.0	0	0	0	0
Totals	0-0	0	0.0	0.0	0	0	0	0

51 - MICHAEL TAYLOR

Freshman • 5-11 • 218

Atlanta, Ga. (Westlake)

2010 Season:

Games (starts): 0 (0)

- Did not see action in the first five games.

Prior To This Season:

- See page 134 of 2010 Florida Media Guide.

MT Career Defensive Statistics (* games)

Year	UT-AT	TT	TFL	QBS	FF	FR	PD	INT
2010 *0	0-0	0	0.0	0.0	0	0	0	0
Totals	0-0	0	0.0	0.0	0	0	0	0

DEFENSIVE BACKS

31 - BRIAN BIADA

Freshman (RS) • 5-8 • 170

Naples, Fla. (Gulf Coast)

2010 Season:

Games (starts): 0 (0)

- Has worked with the scout team at cornerback but has not dressed for any game this season.

Prior To This Season:

- See page 92 of the 2010 Florida Media Guide.

BB Career Defensive Statistics (* games)

Year	UT-AT	TT	TFL	QBS	FF	FR	PD	INT
2010 *0	0-0	0	0.0	0.0	0	0	0	0
Totals	0-0	0	0.0	0.0	0	0	0	0

35 - AHMAD BLACK

Senior • 5-9 • 190

Lakeland, Fla. (Lakeland)

Career:

Games (starts): 40 (31)

- Currently leads the team in tackles with 37, 25 solo and 12 assisted.
- Tied for ninth in the SEC in tackles (37), and tied for first in the country for most interceptions in a game (2 vs. USF).
- Converted from cornerback to safety during the summer of 2008 and has started every game since the switch was made.
- Ranked second on the team in 2009 with 70 tackles.
- Intercepted seven passes in 2008, tying for the national lead.

2010 Season:

Games (starts): 5 (5)

- Tied for the team-lead with three interceptions, along with Gator teammates Jeremy Brown and Jon Bostic.
- Tallied a secondary-best seven tackles along with his first-career forced fumble against Alabama.
- Registered a secondary-high six tackles in the victory vs. Kentucky.
- Recorded four tackles, including one for loss, in the win over Tennessee.
- Recorded his second and third interceptions of the season, 10th and 11th of his career, both in the final minute of the second quarter against USF. Black previously intercepted two passes against Hawaii in 2008. The last time a Gator had intercepted two passes in a single game was A.J. Jones on Oct. 31, 2009, against Georgia.
- Among active players, Black now ranks tied for seventh in the country in interceptions (3),

- for touchdowns (2) and second in the country in single-game high in tackles (12). (As of 9/25/10)
- Tied a career high with two interceptions in the win against USF, while also recording eight tackles, leading the team for the second-straight week.
- Graded out as a Champion vs. USF and was named the defensive player of the game.
- Collected a career-high 12 tackles and returned an interception for 40 yards in the season opener vs. Miami University.
- Graded out as a Champion vs. Miami University

Prior To This Season:

- See pages 92-93 of the 2010 Florida Media Guide.

AB Career Defensive Statistics (* games)

Year	UT-AT	TT	TFL	QBS	FF	FR	PD	INT
2007 *7	6-1	7	0.0	0.0	0	0	0	0
2008 *14	27-32	59	0.5	0.0	0	0	5	7
2009 *14	36-34	70	2.5	1.0	0	0	5	1
2010 *5	25-12	37	2.5	0.0	1	0	0	3
Totals	94-79	173	5.5	1.0	1	0	10	11

BLACK'S CAREER HIGHS

Tackles: 12 (vs. Miami University, 2010)

QB Sacks: 1 (vs. Alabama, 2009)

Forced Fumbles: 1 (vs. Alabama, 2010)

Interceptions: 2 (2x, last vs. USF, 2010)

8 - JEREMY BROWN

Sophomore (RS) • 5-10 • 184

Orlando, Fla. (Boone)

2010 Season:

Games (starts): 5 (4)

- Tied for third in the SEC for passes defended (1.00 per game), tied for seventh nationally. (As of 9/25/10)
- Has three interceptions on the year, along with teammates Ahmad Black and Jon Bostic.
- Started against Alabama but did not record any stats.
- Recorded an interception for the second-straight week, taking it 52 yards for a touchdown in the win vs. Kentucky. Also recorded a pass breakup and a tackle in the victory.
- Picked off his second career interception, broke up a team-high two passes, and tallied two tackles in the victory against Tennessee.
- Picked off his second career interception, broke up a team-high two passes, and tallied two tackles in the victory against Tennessee.
- Registered two tackles again in the win over USF.
- Recorded two tackles and his first career interception against Miami University.
- Graded out as a Champion vs. Miami University.

Prior To This Season:

- See page 96 of the 2010 Florida Media Guide.

JB Career Defensive Statistics (* games)

Year	UT-AT	TT	TFL	QBS	FF	FR	PD	INT
2010 *5	3-4	7	0.0	0.0	0	0	4	3
Totals	3-4	7	0.0	0.0	0	0	4	3

BROWN'S CAREER HIGHS

Tackles: 2 (3x, last at Tennessee, 2010)

QB Sacks: None

Forced Fumbles: None

Interceptions: 1 (3x, last vs. Kentucky, 2010)

42 - MIGUEL CARODINE

Senior (RS) • 5-10 • 210

Gainesville, Fla. (P.K. Yonge)

2010 Season:

Games (starts): 1 (0)

- Has not dressed for the last four games due to an injury.
- Started on the kickoff return unit and saw action on the punt return squad vs. Miami University.

Prior To This Season:

- See page 96 of the 2010 Florida Media Guide.

MC Career Defensive Statistics (* games)

Year	UT-AT	TT	TFL	QBS	FF	FR	PD	INT
2009 *3	1-0	1	0.0	0.0	0	0	0	0
2010 *1	0-0	0	0.0	0.0	0	0	0	0
Totals	1-0	1	0.0	0.0	0	0	0	0

CARODINE'S CAREER HIGHS

Tackles: 1 (Miami University, 2010)

QB Sacks: None

Forced Fumbles: None

Interceptions: None

34 - TIM CLARK

Freshman (RS) • 5-10 • 193

Wellborn, Fla. (Branford)

2010 Season:

Games (starts): 0 (0)

- Did not dress vs. Alabama.
- Dressed but did not see game action in the first four games of the season.
- Named Defensive Scout Team Player of the Week vs. Miami University.

Prior To This Season:

- See www.GatorZone.com.

TC Career Defensive Statistics (* games)

Year	UT-AT	TT	TFL	QBS	FF	FR	PD	INT
2010 *0	0-0	0	0.0	0.0	0	0	0	0
Totals	0-0	0	0.0	0.0	0	0	0	0

PLAYER UPDATES

30 - JONATHAN DOWLING

Freshman • 6-3 • 184

Bradenton, Fla. (Southeast)

2010 Season:

Games (starts): 2 (0)

- Dressed but did not see game action vs. Alabama.
- Saw action in the secondary in the win over Kentucky.
- Dressed but did not see game action in the wins vs. USF and Tennessee.
- Started on kickoff coverage vs. Miami University.

Prior To This Season:

- See page 132 of the 2010 Florida Media Guide.

JD Career Defensive Statistics (* games)

Year	UT-AT	TT	TFL	QBS	FF	FR	PD	INT
2010 *2	0-0	0	0.0	0.0	0	0	0	0
Totals	0-0	0	0.0	0.0	0	0	0	0

22 - MATT ELAM

Freshman • 5-10 • 202

Palm Beach Gardens, Fla. (William T. Dwyer)

2010 Season:

Games (starts): 5 (0)

- Has 15 tackles on the season, 11 of which are solo, and 1.5 tackles for loss.
- Recorded his first-career sack, along with five tackles, on the road at Alabama.
- Registered a career-high tying four tackles in the victory vs. Kentucky.
- Recorded the team's only fumble recovery in the win against Tennessee.
- Tied for the freshman team lead in tackles with two in the win over USF.
- Collected a freshman-high four tackles, while starting on the punt return squad, kick return squad, kickoff coverage team and field goal coverage team in the season opener against Miami University.
- Graded as a special mention Champion vs. Miami University

Prior To This Season:

- See page 133 of the 2010 Florida Media Guide.

ME Career Defensive Statistics (* games)

Year	UT-AT	TT	TFL	QBS	FF	FR	PD	INT
2010 *5	11-4	15	1.5	1.0	0	1	0	0
Totals	11-4	15	1.5	1.0	0	1	0	0

ELAM'S CAREER HIGHS

Tackles: 4 (2x, last vs. Kentucky, 2010)

QB Sacks: 1 (vs. Alabama, 2010)

Forced Fumbles: None

Fumble Recovery: 1 (vs. Tennessee, 2010)

Interceptions: None

24 - JOSH EVANS

Sophomore • 6-1 • 195

Irvington, N.J. (Irvington)

Career:

Games (starts): 13 (2)

- True sophomore safety, totaled six tackles, including four solo, as a true freshman playing special teams and backing up at safety in 2009.

2010 Season:

Games (starts): 5 (2)

- Six of his eight tackles this season are solo.
- Registered two tackles against Alabama.
- Saw time on defense and special teams in the triumph vs. Kentucky, tallying a career-high three tackles.
- Saw game action in the victory at Tennessee.
- Made his second-career start in the win over USF, tallying one tackle.
- Made his first career start and collected two tackles against Miami University.
- Graded as a special mention Champion vs. Miami University.

Prior To This Season:

- See page 99 of the 2010 Florida Media Guide.

JE Career Defensive Statistics (* games)

Year	UT-AT	TT	TFL	QBS	FF	FR	PD	INT
2009 *8	4-2	6	0.0	0.0	0	0	0	0
2010 *5	6-2	8	0.0	0.0	0	0	0	0
Totals	10-4	14	0.0	0.0	0	0	0	0

EVANS' CAREER HIGHS

Tackles: 3 (vs. Kentucky, 2010)

QB Sacks: None

Forced Fumbles: None

Interceptions: None

10 - WILL HILL

Junior • 6-1 • 207

West Orange, N.J. (St. Peter's Prep)

Career:

Games (starts): 30 (8)

- Started five games in 2009, seeing time at both free and strong safety.
- Part-time starter and key special teams' force for the Gators who saw action in 13 games as a true freshman.

2010 Season:

Games (starts): 3 (3)

- Registered two tackles in a pass breakup vs. Alabama.
- Recorded five tackles in the victory over Kentucky.

DEFENSIVE BACKS

- Made his first start of the season in the win at Tennessee, tallying a secondary-high six tackles along with his first career forced fumble.
- Did not see game action in the wins over Miami University and USF.

Prior To This Season:

- See page 106-107 of the 2010 Florida Media Guide.

WH Career Defensive Statistics (* games)

Year	UT-AT	TT	TFL	QBS	FF	FR	PD	INT
2008 *13	29-19	48	1.5	0.0	0	0	1	2
2009 *14	31-11	42	1.5	1.5	0	0	1	0
2010 *3	9-4	13	0.0	0.0	1	0	1	0
Totals	69-34	103	3.0	1.5	1	0	3	2

HILL'S CAREER HIGHS

Tackles: 11 (Kentucky, 2008)

QB Sacks: 1.5 (South Carolina, 2009)

Forced Fumbles: 1 (Tennessee, 2010)

Interceptions: 1 (2x, last vs. The Citadel, 2008)

1 - JANORIS JENKINS

Junior • 5-11 • 184

Pahokee, Fla. (Pahokee)

Career:

Games (starts): 32 (29)

- Tied for first in the SEC in passes defended (3.00 per game) and tied for second with two interceptions.
- His 67-yard interception return vs. Miami University is the second-longest in the SEC in the 2010 season.
- Has started 29 of his first 32 games since debuting for the Orange and Blue as a freshman in 2008.

2010 Season:

Games (starts): 5 (4)

- Fifteen of his 19 tackles are solo and he has one sack and three tackles for loss.
- Has eight punt returns for 80 yards (10.0 avg.).
- Recorded six tackles, including one for loss against Alabama. Also had two punt returns for six yards.
- Registered four solo tackles and a pass breakup in the victory vs. Kentucky, while capturing career highs in punt returns (3), punt return yards (38) and longest punt return (33).
- Tallied three tackles and a quarterback hurry in the win on the road against Tennessee.
- Recorded his second career sack and his seventh career interception on back-to-back plays in the win against USF. Also returned his first-ever punt return for 30 yards.
- Graded out as a Champion vs. USF.
- Collected five tackles and scored his first career touchdown on a 67-yard interception return against Miami University, the sixth-longest UF interception return since 1996. Also led the team with three pass breakups and ranked second on the Gators with five tackles, all of which were solo.

PLAYER UPDATES

• Graded out as a Champion vs. Miami University and was named honorable mention Jim Thorpe Defensive Back of the Week.

Prior To This Season:

• See pages 110-111 of the 2010 Florida Media Guide.

JJ Career Defensive Statistics (* games)

Year	UT-AT	TT	TFL	QBS	FF	FR	PD	INT
2008 *14	27-12	39	1.0	1.0	1	0	11	3
2009 *13	33-5	38	3.0	0.0	1	0	6	2
2010 *5	15-4	19	3.0	1.0	0	0	5	2
Totals	75-21	96	7.0	2.0	2	0	22	7

JJ Career Punt Returns (* games)

Year	No.	Yds	Avg.	TDs	Long
2008 *14	0	0	--	0	0
2009 *13	0	0	--	0	0
2010 *5	8	80	10.0	0	33
Totals	8	80	10.0	0	33

JENKINS' CAREER HIGHS

Tackles: 9 (LSU, 2008)

QB Sacks: 1 (2x, last vs. USE, 2010)

Forced Fumbles: 1 (2x, last vs. South Carolina, 2009)

Interceptions: 1 (7x, last vs. USE, 2010)

Punt Returns: 3 (Kentucky, 2010)

Punt Return Yards: 38 (Kentucky, 2010)

Longest Punt Return: 33 (Kentucky, 2010)

36 - MOSES JENKINS

Senior • 6-2 • 188

Coral Springs, Fla. (Boyd H. Anderson)

Career:

Games (starts): 24 (1)

• Backup cornerback and key member of several special teams' units.

2010 Season:

Games (starts): 1 (1)

• Did not dress in the last four games due to injury.
• Made first career start against Miami University in the season opener.

Prior To This Season:

• See page 111 of the 2010 Florida Media Guide.

MJ Career Defensive Statistics (* games)

Year	UT-AT	TT	TFL	QBS	FF	FR	PD	INT
2007 *7	4-0	4	1.0	1.0	0	0	1	0
2008 *12	11-1	12	0.0	0.0	0	0	0	0
2009 *4	4-2	6	0.0	0.0	0	0	0	0
2010 *1	0-0	0	0.0	0.0	0	0	0	0
Totals	19-3	22	1.0	1.0	0	0	1	0

JENKINS' CAREER HIGHS

Tackles: 4 (The Citadel, 2008)

QB Sacks: 1 (Florida State, 2007)

Forced Fumbles: None

Interceptions: None

31 - CODY RIGGS

Freshman • 5-9 • 166

Ft. Lauderdale, Fla. (St. Thomas Aquinas)

2010 Season:

Games (starts): 5 (1)

• Four of his seven tackles are solo and he has two pass breakups.
• Saw game action against Alabama.
• Made his first career start in the win vs. Kentucky, recording a career-high four tackles and a pass breakup.
• Played gunner on the punt team and appeared at corner in the fourth quarter in the road victory vs. Tennessee.
• Registered one tackle and a pass breakup in the win over USE.
• Started on the kickoff coverage unit against Miami University and recorded two tackles.

Prior To This Season:

• See page 134 of the 2010 Florida Media Guide.

CR Career Defensive Statistics (* games)

Year	UT-AT	TT	TFL	QBS	FF	FR	PD	INT
2010 *5	4-3	7	0.0	0.0	0	0	2	0
Totals	4-3	7	0.0	0.0	0	0	2	0

RIGGS' CAREER HIGHS

Tackles: 4 (Kentucky, 2010)

QB Sacks: none

Forced Fumbles: none

Interceptions: none

31 - BRANDON SANDERS

Freshman • 5-9 • 188

Ocala, Fla. (Carver)

2010 Season:

Games (starts): 0 (0)

• Did not dress in the last three games.
• Dressed but did not see game action in the wins over Miami University and USE.

Prior To This Season:

• See www.GatorZone.com.

BS Career Defensive Statistics (* games)

Year	UT-AT	TT	TFL	QBS	FF	FR	PD	INT
2010 *0	0-0	0	0.0	0.0	0	0	0	0
Totals	0-0	0	0.0	0.0	0	0	0	0

29 - JOSHUA SHAW

Freshman • 6-0 • 191

Palmdale, Calif. (Palmdale)

2010 Season:

DEFENSIVE BACKS

Games (starts): 3 (1)

• Dressed but did not see action in the last three games.
• Saw action against in the wins over Miami University and USE.

Prior To This Season:

• See page 134 of the 2010 Florida Media Guide.

JS Career Defensive Statistics (* games)

Year	UT-AT	TT	TFL	QBS	FF	FR	PD	INT
2010 *3	0-0	0	0.0	0.0	0	0	0	0
Totals	0-0	0	0.0	0.0	0	0	0	0

14 - JAYLEN WATKINS

Freshman • 5-11 • 183

Cape Coral, Fla. (Cape Coral)

2010 Season:

Games (starts): 4 (0)

• Saw game action on the road at Alabama.
• Recorded a tackle against Kentucky.
• Dressed but did not see action in the road win against Tennessee.
• Recorded his first career tackle and pass breakup in the win over USE.
• Saw action against Miami University in the season opener.

Prior To This Season:

• See page 134 of the 2010 Florida Media Guide.

JW Career Defensive Statistics (* games)

Year	UT-AT	TT	TFL	QBS	FF	FR	PD	INT
2010 *4	2-0	2	0.0	0.0	0	0	1	0
Totals	2-0	2	0.0	0.0	0	0	1	0

WATKINS' CAREER HIGHS

Tackles: 1 (2x, last vs. Kentucky, 2010)

QB Sacks: None

Forced Fumbles: None

Interceptions: None

SPECIALISTS

98 - ZACHARY BRUST

Junior • 6-1 • 168

Jacksonville, Fla.

(Stanton College Prep)

Career:

Games (starts): 0 (0)

- A junior kicker who enrolled at Florida in August of 2007 and walked on in the fall of 2009.

2010 Season:

Games (starts): 0 (0)

- Did not see action in the first five games.

Prior To This Season:

- See www.GatorZone.com.

47 - JOHN CROFOOT

Freshman (RS) • 5-11 • 150

Windermere, Fla. (The First Academy)

Career:

Games (starts): 1 (0)

- Made collegiate debut at Alabama as a holder.
- With his first collegiate action at Alabama, he becomes the fourth member of his family to play football at an SEC school, as Ike was a long snapper and holder at South Carolina from 2003-06, Chas was a snapper at Auburn in 2004-05 and Clayton was a holder at Auburn in 2008-09.

2010 Season:

Games (starts): 1 (0)

- Saw first game action as a holder on both of Chas Henry's successful field goal attempts at Alabama.

Prior To This Season:

- See page 96 of 2010 Florida Media Guide.

59 - JOHN FAIRBANKS

Senior (RS) • 6-4 • 284

Celebration, Fla. (Corona del Mar)

Career:

Games (starts): 33 (0)

- Long snapper has played a key role on special teams.

2010 Season:

Games (starts): 5 (0)

- Is the center on the field-goal unit.
- Has played in all five games for the Gators.

- Made his season debut against Miami University.

Prior To This Season:

- See page 99 of the 2010 Florida Media Guide.

46 - DREW FERRIS

Freshman • 6-0 • 207

Carlsbad, Calif.

(San Diego Jewish Academy)

Career:

Games (starts): 0 (0)

2010 Season:

Games (starts): 0 (0)

- Did not see action in the first five games.

Prior To This Season:

- See www.GatorZone.com.

54 CHRISTOPHER GUIDO

Long Snapper

Freshman (RS) • 6-2 • 230

Altamonte Springs, Fla. (Lake Brantley)

Career:

Games (starts): 5 (0)

- A redshirt freshman long snapper who enrolled at Florida in June of 2009 and walked on in August of 2009.

2010 Season:

Games (starts): 5 (0)

- Has appeared in all five games for the Gators.
- Picked up first career tackle at Tennessee.
- Made collegiate debut in the victory over the Miami RedHawks.

Prior To This Season:

- See page 102 of 2010 Florida Media Guide.

50 - CODY HAMPTON

Sophomore (RS) • 5-11 • 220

St. Petersburg, Fla. (Boca Ciega)

Career:

Games (starts): 0 (0)

- A redshirt sophomore long snapper who enrolled at Florida in June of 2008 and walked on in August of 2009.

2010 Season:

Games (starts): 0 (0)

- Did not see action in the first five games.

Prior To This Season:

- See page 103 of Florida Media Guide.

17 - CHAS HENRY

Senior • 6-3 • 215

Dallas, Ga. (East Paulding)

Career:

Games (starts): 46 (0)

- Has appeared in 46 games over the last four seasons handling the punting duties for the Gators.
- Has averaged 42.8 yards per punt with 56-of-129 (43.4%) of his punts ending up inside the opponents' 20-yard line.

2010 Season:

Games (starts): 5 (0)

- Leads the SEC with 49.1 yards per punt and the Gators have allowed 65 return yards this season.
- Leads the SEC in net punt average (43.0).
- Six of his 14 punts have ben inside the 20 and three have been fair caught.
- Unleashed a career-high 75-yard punt which is tied for the fourth-longest punt in school history and averaged 62.3 yards on his three punts while also dropping two inside the 20 at Alabama.
- His 62.3 punt average at Alabama is the highest single-game total (min. two punts) in a game where the player also made multiple field goals since 1996.
- Converted the first two field-goal attempts of his career from 39 and 21 yards, respectively, at Alabama.
- Blasted a 59-yard punt in the second quarter vs. Kentucky and followed that with a then-season-high 61-yarder early in the third quarter. His three punts averaged 56.0 yards which was a single-game SEC-high at the time and the highest average for Urban Meyer as a head coach.
- Had four punts for 174 yards with a net average of 43.5 and landed two inside the 20 vs. USE.
- Had one punt for 27 yards against Miami University and it was not returned.

Prior To This Season:

- See pages 104-105 of the 2010 Florida Media Guide.

CH Career Punting Statistics (* games)

	Year	No	Yds	Avg	Long	TB	FC	I20	Blk
2007 *13	37	1453	39.3	54	0	19	14	0	
2008 *14	44	1908	43.4	67	8	10	21	0	
2009 *14	34	1476	43.4	61	3	12	15	0	
2010 *5	14	687	49.1	75	1	3	6	0	
Totals	129	5524	42.8	75	12	44	56	0	

CH Career FG-PAT Statistics (* games)

Year	XPM	XPA	Pct	FGM	FGA	Pct	Long	Pts
2010 *5	0	0	0.0	2	2	1.00	39	6
Totals	0	0	0.0	2	2	1.00	39	6

HENRY'S CAREER HIGHS

Longest Punt: 75 (Alabama, 2010)
Punting Yards: 319 (Miami, 2008)
Punts Attempted: 7 (Miami, 2008)
Punting Average: 62.3 (Alabama, 2010)
FG Attempted: 2 (Alabama, 2010)
FG Made: 2 (Alabama, 2010)
FG Long: 39 (Alabama, 2010)

40 - DAVID LERNER

Sophomore (RS) • 6-0 • 209
Gainesville, Fla. (Buchholz)

Career:

Games (starts): 0 (0)

- Has not seen game action for Gators.
- Named to the SEC Academic Honor Roll in the fall of 2009.

2010 Season:

Games (starts): 0 (0)

- Did not see action in the first five games.

Prior To This Season:

- See page 116 of 2010 Florida Media Guide.

97 - BRAD PHILLIPS

Freshman • 5-9 • 178
Gainesville, Fla. (Buchholz)

2010 Season:

Games (starts): 1 (0)

- Saw the first action of his career as he handled kickoff duties for the Gators at Alabama.
- His three kickoffs averaged 66.0 yards at Alabama.

Prior To This Season:

- See www.GatorZone.com.

BP Career Kickoff Stats (* games)

Year	No.	Yds	Avg.	TBs	OB
2010 *1	3	198	66.0	0	0
Totals	3	198	66.0	0	0

PHILLIPS' CAREER HIGHS

Kickoffs: 3 (at Alabama, 2010)
Kickoff Yards: 198 (at Alabama, 2010)
Kickoff Average: 66.0, 3 kicks (at Alabama, 2010)

42 - ERIC STRACK

Freshman (RS) • 5-10 • 167
Palm City, Fla. (Martin County)

Career:

Games (starts): 0 (0)

- A redshirt freshman kicker who enrolled at Florida in June of 2009 and walked on in the summer of 2009.

2010 Season:

Games (starts): 0 (0)

- Did not see action in the first five games.

Prior To This Season:

- See www.GatorZone.com.

18 - CALEB STURGIS

Sophomore • 5-10 • 192
St. Augustine, Fla. (St. Augustine)

Career:

Games (starts): 32 (0)

- Has handled all kickoff duties the past two years and was the team's primary placekicker in 2009.

2010 Season:

Games (starts): 4 (0)

- Is 2-for-4 on field goals this season and is 19-for-21 on extra points.
- Went 6-for-7 on extra points and had two touchbacks vs. Kentucky.
- Was perfect 4-for-4 on extra points and made his only field goal attempt--a 44-yarder at Tennessee.
- Converted all five extra points and was 1-of-2 on field goals vs. USE, while also recording a tackle after a kickoff.
- Converted 4-of-5 extra-point attempts against Miami University, but missed a 44-yarder in the third quarter.

Prior To This Season:

- See pages 126-127 of the 2010 Florida Media Guide.

CS Career FG-PAT Statistics (* games)

Year	XPM	XPA	Pct	FGM	FGA	Pct	Long	Pts
2008 *14	2	2	1.00	0	0	0.0	0	2
2009 *14	44	47	.936	22	30	.733	56	110
2010 *4	19	21	.905	2	4	.500	44	25
Totals	65	70	.929	24	34	.706	56	137

CS Career Kickoff Stats (* games)

Year	No.	Yds	Avg.	TBs	OB
2008 *14	90	5733	63.7	12	8
2009 *14	99	6377	64.4	10	4
2010 *4	27	1765	65.4	4	2
Totals	216	13875	64.2	26	8

STURGIS' CAREER HIGHS

FG Attempted: 4 (3x, last at South Carolina, 2009)
FG Made: 3 (3x, last at Miss. St., 2009)

2010 Florida Football
Florida Game Results (as of Oct 03, 2010)
All games

Date	Opponent		Score	Overall	Conference	Time	Attend
Sept 4, 2010	MIAMI	W	34-12	1-0	0-0	3:17	90178
Sep 11, 2010	USF	W	38-14	2-0	0-0	3:15	90612
* Sep 18, 2010	at Tennessee	W	31-17	3-0	1-0	3:19	102455
* Sep 25, 2010	KENTUCKY	W	48-14	4-0	2-0	3:13	90547
* Oct 02, 2010	at #1 Alabama	L	6-31	4-1	2-1	2:59	101821

2010 Florida Football
Florida Overall Team Statistics (as of Oct 03, 2010)
All games

Team Statistics	UF	OPP
SCORING	157	88
Points Per Game	31.4	17.6
FIRST DOWNS	94	84
Rushing	35	36
Passing	52	40
Penalty	7	8
RUSHING YARDAGE	755	546
Yards gained rushing	950	656
Yards lost rushing	195	110
Rushing Attempts	181	146
Average Per Rush	4.2	3.7
Average Per Game	151.0	109.2
TDs Rushing	12	3
PASSING YARDAGE	944	909
Comp-Att-Int	90-147-4	85-159-12
Average Per Pass	6.4	5.7
Average Per Catch	10.5	10.7
Average Per Game	188.8	181.8
TDs Passing	6	6
TOTAL OFFENSE	1699	1455
Total Plays	328	305
Average Per Play	5.2	4.8
Average Per Game	339.8	291.0
KICK RETURNS: #-Yards	16-450	24-499
PUNT RETURNS: #-Yards	12-97	4-65
INT RETURNS: #-Yards	12-210	4-44
KICK RETURN AVERAGE	28.1	20.8
PUNT RETURN AVERAGE	8.1	16.2
INT RETURN AVERAGE	17.5	11.0
FUMBLES-LOST	17-6	4-2
PENALTIES-Yards	35-246	37-241
Average Per Game	49.2	48.2
PUNTS-Yards	14-687	22-917
Average Per Punt	49.1	41.7
Net punt average	43.0	37.3
TIME OF POSSESSION/Game	31:22	28:38
3RD-DOWN Conversions	26/63	20/63
3rd-Down Pct	41%	32%
4TH-DOWN Conversions	8/13	3/5
4th-Down Pct	62%	60%
SACKS BY-Yards	12-59	4-31
MISC YARDS	0	-27
TOUCHDOWNS SCORED	21	10
FIELD GOALS-ATTEMPTS	4-6	6-7
ON-SIDE KICKS	0-0	0-0
RED-ZONE SCORES	(18-23) 78%	(11-15) 73%
RED-ZONE TOUCHDOWNS	(16-23) 70%	(6-15) 40%
PAT-ATTEMPTS	(19-21) 90%	(10-10) 100%
ATTENDANCE	271337	204276
Games/Avg Per Game	3/90446	2/102138
Neutral Site Games		0/0

Score by Quarters	1st	2nd	3rd	4th	OT	Total
Florida	14	45	54	44	0	157
Opponents	16	31	31	10	0	88

2010 Florida Football
Florida Overall Individual Statistics (as of Oct 03, 2010)
All games

Rushing	gp	att	gain	loss	net	avg	td	lg	avg/g
Demps, J.	5	64	446	32	414	6.5	2	72	82.8
Gillislee, M.	5	25	149	0	149	6.0	3	41	29.8
Moody, E.	5	40	148	20	128	3.2	0	19	25.6
Burton, T.	5	15	61	1	60	4.0	7	11	12.0
Hines, O.	5	2	55	0	55	27.5	0	36	11.0
Brown, M.	3	3	23	0	23	7.7	0	13	7.7
Rainey, C.	2	4	21	5	16	4.0	0	15	8.0
Brantley, J.	5	21	47	63	-16	-0.8	0	12	-3.2
TEAM	2	7	0	74	-74	-10.6	0	0	-37.0
Total	5	181	950	195	755	4.2	12	72	151.0
Opponents	5	146	656	110	546	3.7	3	33	109.2

Passing	gp	effic	comp-att-int	pct	yds	td	lg	avg/g
Brantley, J.	5	123.15	89-145-3	61.4	902	6	30	180.4
Burton, T.	5	126.40	1-2-1	50.0	42	0	42	8.4
Total	5	123.19	90-147-4	61.2	944	6	42	188.8
Opponents	5	98.84	85-159-12	53.5	909	6	51	181.8

Receiving	gp	no.	yds	avg	td	lg	avg/g
Thompson, D.	5	21	308	14.7	0	30	61.6
Moore, C.	5	13	166	12.8	1	24	33.2
Burton, T.	5	12	77	6.4	1	21	15.4
Demps, J.	5	11	61	5.5	0	21	12.2
Hines, O.	5	10	129	12.9	1	42	25.8
Debose, A.	4	6	66	11.0	0	26	16.5
Rainey, C.	2	6	34	5.7	1	25	17.0
Reed, J.	4	3	41	13.7	1	22	10.2
Hammond, F.	3	3	35	11.7	1	15	11.7
Clark, R.	5	3	27	9.0	0	15	5.4
Alli, S.	5	1	2	2.0	0	2	0.4
Gillislee, M.	5	1	-2	-2.0	0	0	-0.4
Total	5	90	944	10.5	6	42	188.8
Opponents	5	85	909	10.7	6	51	181.8

Punt Returns	no.	yds	avg	td	lg
Jenkins, Ja.	8	80	10.0	0	33
Rainey, C.	3	17	5.7	0	15
Elam, M.	1	0	0.0	0	0
Total	12	97	8.1	0	33
Opponents	4	65	16.2	0	41

Interceptions	no.	yds	avg	td	lg
Black, A.	3	42	14.0	0	40
Brown, J.	3	56	18.7	1	52
Bostic, J.	3	9	3.0	0	10
Jenkins, Ja.	2	68	34.0	1	67
Trattou, J.	1	35	35.0	1	35
Total	12	210	17.5	3	67
Opponents	4	44	11.0	1	35

Kick Returns	no.	yds	avg	td	lg
Demps, J.	8	260	32.5	0	54
Gillislee, M.	4	114	28.5	0	50
Debose, A.	2	45	22.5	0	23
Patton, S.	1	23	23.0	0	23
Green, W.	1	8	8.0	0	8
Total	16	450	28.1	0	54
Opponents	24	499	20.8	0	39

Fumble Returns	no.	yds	avg	td	lg
Total	0	0	0.0	0	0
Opponents	1	6	6.0	0	6

2010 Florida Football
Florida Overall Individual Statistics (as of Oct 03, 2010)
All games

Scoring	td	fg	PAT				dxp	saf	pts
			kick	rush	rcv	pass			
Burton, T.	8	-	-	-	-	-	-	-	48
Sturgis, C	-	2-4	19-21	-	-	-	-	-	25
Gillislee, M.	3	-	-	-	-	-	-	-	18
Demps, J.	2	-	-	-	-	-	-	-	12
Rainey, C.	1	-	-	-	-	-	-	-	6
Hines, O.	1	-	-	-	-	-	-	-	6
Henry, C	-	2-2	-	-	-	-	-	-	6
Moore, C.	1	-	-	-	-	-	-	-	6
Hammond, F.	1	-	-	-	-	-	-	-	6
Trattou, J.	1	-	-	-	-	-	-	-	6
Jenkins, Ja.	1	-	-	-	-	-	-	-	6
Brown, J.	1	-	-	-	-	-	-	-	6
Reed, J.	1	-	-	-	-	-	-	-	6
Total	21	4-6	19-21	-	-	-	-	-	157
Opponents	10	6-7	10-10	-	-	-	-	-	88

Total Offense	g	plays	rush	pass	total	avg/g
Brantley, J.	5	166	-16	902	886	177.2
Demps, J.	5	64	414	0	414	82.8
Gillislee, M.	5	25	149	0	149	29.8
Moody, E.	5	40	128	0	128	25.6
Burton, T.	5	17	60	42	102	20.4
Hines, O.	5	2	55	0	55	11.0
Brown, M.	3	3	23	0	23	7.7
Rainey, C.	2	4	16	0	16	8.0
TEAM	2	7	-74	0	-74	-37.0
Total	5	328	755	944	1699	339.8
Opponents	5	305	546	909	1455	291.0

Field Goals	fg	pct.	01-19	20-29	30-39	40-49	50-99	lg	blk
Sturgis, C	2-4	50.0	0-0	1-1	0-1	1-2	0-0	44	0
Henry, C	2-2	100.0	0-0	1-1	1-1	0-0	0-0	39	0

FG Sequence	Florida	Opponents
Miami	44	(33),(31),(31),(33)
USF	39,(22)	-
Tennessee	(44)	(49)
Kentucky	-	35
Alabama	(39),(21)	(28)

Punting	no.	yds	avg	lg	tb	fc	i20	50+	blk
Henry, C	14	687	49.1	75	1	3	6	6	0
Total	14	687	49.1	75	1	3	6	6	0
Opponents	22	917	41.7	57	0	4	6	3	0

Kickoffs	no.	yds	avg	tb	ob	retn	net	ydln
Sturgis, C	27	1765	65.4	4	2			
Phillips, B.	3	198	66.0	0	0			
Total	30	1963	65.4	4	2	20.8	46.1	23
Opponents	21	1340	63.8	4	1	28.1	38.6	31

Numbers in (parentheses) indicate field goal was made.

2010 Florida Football
Florida Overall Individual Statistics (as of Oct 03, 2010)
All games

<u>All Purpose</u>	<u>g</u>	<u>rush</u>	<u>rcv</u>	<u>pr</u>	<u>kr</u>	<u>ir</u>	<u>total</u>	<u>avg/g</u>
Demps, J.	5	414	61	0	260	0	735	147.0
Thompson, D.	5	0	308	0	0	0	308	61.6
Gillislee, M.	5	149	-2	0	114	0	261	52.2
Hines, O.	5	55	129	0	0	0	184	36.8
Moore, C.	5	0	166	0	0	0	166	33.2
Jenkins, Ja.	5	0	0	80	0	68	148	29.6
Burton, T.	5	60	77	0	0	0	137	27.4
Moody, E.	5	128	0	0	0	0	128	25.6
Debose, A.	4	0	66	0	45	0	111	27.8
Rainey, C.	2	16	34	17	0	0	67	33.5
Brown, J.	5	0	0	0	0	56	56	11.2
Black, A.	5	0	0	0	0	42	42	8.4
Reed, J.	4	0	41	0	0	0	41	10.2
Trattou, J.	5	0	0	0	0	35	35	7.0
Hammond, F.	3	0	35	0	0	0	35	11.7
Clark, R.	5	0	27	0	0	0	27	5.4
Brown, M.	3	23	0	0	0	0	23	7.7
Patton, S.	2	0	0	0	23	0	23	11.5
Bostic, J.	5	0	0	0	0	9	9	1.8
Green, W.	5	0	0	0	8	0	8	1.6
Alli, S.	5	0	2	0	0	0	2	0.4
Brantley, J.	5	-16	0	0	0	0	-16	-3.2
TEAM	2	-74	0	0	0	0	-74	-37.0
Total	5	755	944	97	450	210	2456	491.2
Opponents	5	546	909	65	499	44	2063	412.6

2010 Florida Football
Florida Overall Defensive Statistics (as of Oct 03, 2010)
All games

##	Defensive Leaders	gp	Tackles				Sacks no-yds	Pass defense			Fumbles		blkd	
			ua	a	tot	tfl/yds		int-yds	brup	qbh	rcv-yds	ff	kick	saf
35	Black, A.	5	25	12	37	2.5-6	.	3-42	.	.	.	1	.	.
43	Jenkins, Je.	5	15	14	29	2.0-13	1.0-10	.	.	1
52	Bostic, J.	5	12	11	23	.	.	3-9	.	1
16	Jones, A.	5	11	10	21	1.0-6	.	.	2
1	Jenkins, Ja.	5	15	4	19	3.0-12	1.0-6	2-68	5	1
44	Lemmens, D.	5	7	11	18	3.0-10	2.0-7	.	.	4	1-0	.	.	.
22	Elam, M	5	11	4	15	1.5-3	1.0-1	.	.	.	1-0	.	.	.
94	Trattou, J.	5	11	3	14	3.5-8	0.5-2	1-35
10	Hill, W.	3	9	4	13	.	.	.	1	.	.	1	.	.
6H	Howard, J	5	7	5	12	3.5-18	2.0-12
99	Hunter, O.	5	3	6	9	0.5-4	.	.	1	.	.	.	1	.
40	Hicks, B.	5	5	4	9	1.5-7	1.5-7	.	.	1
24	Evans, J.	5	6	2	8
73	Floyd, S.	5	3	5	8	2.0-3
92	Sanders, T.	4	3	4	7	1.0-2
8B	Brown, J.	5	3	4	7	.	.	3-56	4
26	Edwards, L.	5	6	1	7
31	Riggs, C.	5	4	3	7	.	.	.	2
85	Hammond, F.	3	3	2	5
48	Ball, N.	5	1	3	4
96	Green, W.	5	3	1	4	1.0-8
7P	Powell, R.	5	3	1	4	1.5-6	1.0-4
81	Clark, R.	5	1	3	4
23	Gillislee, M.	5	1	2	3
91	Okine, E.	5	3	.	3	1.0-5	1.0-5
47	Antwine, B.	4	3	.	3	1.0-5	1.0-5
34	McCray, L.	4	1	1	2	0.5-1
8	Burton, T.	5	1	1	2
58	Easley, D.	3	.	2	2
14	Watkins, J.	4	2	.	2	.	.	.	1
54	Guido, C.	5	.	1	1
17	Henry, C	5	1	.	1
90	Marsh, L.	3	1	.	1
13	Finley, D.	3	.	1	1
93	Johnson, K.	5	1	.	1
19	Sturgis, C	4	.	1	1
33	Brown, M.	3	.	1	1
Total		5	181	127	308	30-117	12-59	12-210	16	8	2-0	2	1	.
Opponents		5	206	106	312	28-106	4-31	4-44	21	13	6-6	5	1	.

2010 Florida Football
Florida Individual Season/Career Statistics (as of Oct 03, 2010)
All games

SEASON

CAREER

Rushing	gp	att	gain	loss	net	avg	td	lg	avg/g		gp	att	gain	loss	net	avg	td	lg	avg/g
Demps, J.	5	64	446	32	414	6.5	2	72	82.8		33	241	1830	66	1764	7.3	16	72	53.5
Gillislee, M.	5	25	149	0	149	6.0	3	41	29.8		18	56	416	0	416	7.4	4	52	23.1
Moody, E.	5	40	148	20	128	3.2	0	19	25.6		27	156	962	39	923	5.9	4	40	34.2
Burton, T.	5	15	61	1	60	4.0	7	11	12.0		5	15	61	1	60	4.0	7	11	12.0
Hines, O.	5	2	55	0	55	27.5	0	36	11.0		18	2	55	0	55	27.5	0	36	3.1
Brown, M.	3	3	23	0	23	7.7	0	13	7.7		3	3	23	0	23	7.7	0	13	7.7
Rainey, C.	2	4	21	5	16	4.0	0	15	8.0		34	178	1299	46	1253	7.0	9	76	36.9
Brantley, J.	5	21	47	63	-16	-0.8	0	12	-3.2		22	43	151	92	59	1.4	0	23	2.7
TEAM	2	7	0	74	-74	-10.6	0	0	-37.0										
Total	5	181	950	195	755	4.2	12	72	151.0										
Opponents	5	146	656	110	546	3.7	3	33	109.2										

Passing	gp	effic	comp-att-int	pct	yds	td	lg	avg/g		gp	effic	comp-att-int	pct	yds	td	lg	avg/g
Brantley, J.	5	123.15	89-145-3	61.4	902	6	30	180.4		22	143.78	143-221-4	64.7	1547	16	38	70.3
Burton, T.	5	126.40	1-2-1	50.0	42	0	42	8.4		5	126.40	1-2-1	50.0	42	0	42	8.4
Total	5	123.19	90-147-4	61.2	944	6	42	188.8									
Opponents	5	98.84	85-159-12	53.5	909	6	51	181.8									

Receiving	gp	no.	yds	avg	td	lg	avg/g		gp	no.	yds	avg	td	lg	avg/g
Thompson, D.	5	21	308	14.7	0	30	61.6		31	63	920	14.6	7	77	29.7
Moore, C.	5	13	166	12.8	1	24	33.2		18	27	350	13.0	2	28	19.4
Burton, T.	5	12	77	6.4	1	21	15.4		5	12	77	6.4	1	21	15.4
Demps, J.	5	11	61	5.5	0	21	12.2		33	34	254	7.5	1	61	7.7
Hines, O.	5	10	129	12.9	1	42	25.8		18	24	301	12.5	2	42	16.7
Debose, A.	4	6	66	11.0	0	26	16.5		4	6	66	11.0	0	26	16.5
Rainey, C.	2	6	34	5.7	1	25	17.0		34	19	232	12.2	2	33	6.8
Reed, J.	4	3	41	13.7	1	22	10.2		4	3	41	13.7	1	22	10.2
Hammond, F.	3	3	35	11.7	1	15	11.7		14	7	92	13.1	2	31	6.6
Clark, R.	5	3	27	9.0	0	15	5.4		5	3	27	9.0	0	15	5.4
Alli, S.	5	1	2	2.0	0	2	0.4		5	1	2	2.0	0	2	0.4
Gillislee, M.	5	1	-2	-2.0	0	0	-0.4		18	2	4	2.0	1	6	0.2
Total	5	90	944	10.5	6	42	188.8								
Opponents	5	85	909	10.7	6	51	181.8								

Total Offense	g	plays	rush	pass	total	avg/g		g	plays	rush	pass	total	avg/g
Brantley, J.	5	166	-16	902	886	177.2		22	264	59	1547	1606	73.0
Demps, J.	5	64	414	0	414	82.8		33	241	1764	0	1764	53.5
Gillislee, M.	5	25	149	0	149	29.8		18	56	416	0	416	23.1
Moody, E.	5	40	128	0	128	25.6		27	156	923	0	923	34.2
Burton, T.	5	17	60	42	102	20.4		5	17	60	42	102	20.4
Hines, O.	5	2	55	0	55	11.0		18	2	55	0	55	3.1
Brown, M.	3	3	23	0	23	7.7		3	3	23	0	23	7.7
Rainey, C.	2	4	16	0	16	8.0		34	178	1253	0	1253	36.9
TEAM	2	7	-74	0	-74	-37.0							
Total	5	328	755	944	1699	339.8							
Opponents	5	305	546	909	1455	291.0							

2010 Florida Football
Florida Individual Season/Career Statistics (as of Oct 03, 2010)
All games

SEASON									CAREER									
Scoring	td	fg	PAT				dxp	saf	pts	td	fg	PAT				dxp	saf	pts
			kick	rush	rcv	pass						kick	rush	rcv	pass			
Burton, T.	8	-	-	-	-	-	-	-	48	8	-	-	-	-	-	-	-	48
Sturgis, C	-	2-4	19-21	-	-	-	-	-	25	-	24-34	65-70	-	-	-	-	-	137
Gillislee, M.	3	-	-	-	-	-	-	-	18	5	-	-	-	-	-	-	-	30
Demps, J.	2	-	-	-	-	-	-	-	12	17	-	-	-	-	-	-	-	102
Reed, J.	1	-	-	-	-	-	-	-	6	1	-	-	-	-	-	-	-	6
Hammond, F.	1	-	-	-	-	-	-	-	6	2	-	-	-	-	-	-	-	12
Jenkins, Ja.	1	-	-	-	-	-	-	-	6	1	-	-	-	-	-	-	-	6
Brown, J.	1	-	-	-	-	-	-	-	6	1	-	-	-	-	-	-	-	6
Moore, C.	1	-	-	-	-	-	-	-	6	2	-	-	-	-	-	-	-	12
Trattou, J.	1	-	-	-	-	-	-	-	6	1	-	-	-	-	-	-	-	6
Henry, C	-	2-2	-	-	-	-	-	-	6	-	2-2	-	-	-	-	-	-	6
Hines, O.	1	-	-	-	-	-	-	-	6	2	-	-	-	-	-	-	-	12
Rainey, C.	1	-	-	-	-	-	-	-	6	12	-	-	-	-	-	-	-	72
Total	21	4-6	19-21	-	-	-	-	-	157									
Opponents	10	6-7	10-10	-	-	-	-	-	88									
Punt Returns	no.	yds	avg	td	lg					no.	yds	avg	td	lg				
Jenkins, Ja.	8	80	10.0	0	33					8	80	10.0	0	33				
Rainey, C.	3	17	5.7	0	15					8	79	9.9	1	23				
Elam, M	1	0	0.0	0	0					1	0	0.0	0	0				
Total	12	97	8.1	0	33													
Opponents	4	65	16.2	0	41													
Kick Returns	no.	yds	avg	td	lg					no.	yds	avg	td	lg				
Demps, J.	8	260	32.5	0	54					11	354	32.2	0	54				
Gillislee, M.	4	114	28.5	0	50					4	114	28.5	0	50				
Debose, A.	2	45	22.5	0	23					2	45	22.5	0	23				
Patton, S.	1	23	23.0	0	23					1	23	23.0	0	23				
Green, W.	1	8	8.0	0	8					1	8	8.0	0	8				
Total	16	450	28.1	0	54													
Opponents	24	499	20.8	0	39													
Interceptions	no.	yds	avg	td	lg					no.	yds	avg	td	lg				
Brown, J.	3	56	18.7	1	52					3	56	18.7	1	52				
Black, A.	3	42	14.0	0	40					11	233	21.2	2	80				
Bostic, J.	3	9	3.0	0	10					3	9	3.0	0	10				
Jenkins, Ja.	2	68	34.0	1	67					7	91	13.0	1	67				
Trattou, J.	1	35	35.0	1	35					3	88	29.3	1	53				
Total	12	210	17.5	3	67													
Opponents	4	44	11.0	1	35													
Fumble Returns	no.	yds	avg	td	lg					no.	yds	avg	td	lg				
Total	0	0	0.0	0	0													
Opponents	1	6	6.0	0	6													

2010 Florida Football
Florida Individual Season/Career Statistics (as of Oct 03, 2010)
All games

SEASON									CAREER								
All Purpose	g	rush	rcv	pr	kr	ir	total	avg/g	g	rush	rcv	pr	kr	ir	total	avg/g	
Demps, J.	5	414	61	0	260	0	735	147.0	33	1764	254	37	354	0	2409	73.0	
Thompson, D.	5	0	308	0	0	0	308	61.6	31	-2	920	0	0	0	918	29.6	
Gillislee, M.	5	149	-2	0	114	0	261	52.2	18	416	4	0	114	0	534	29.7	
Hines, O.	5	55	129	0	0	0	184	36.8	18	55	301	0	0	0	356	19.8	
Moore, C.	5	0	166	0	0	0	166	33.2	18	0	350	0	0	0	350	19.4	
Jenkins, Ja.	5	0	0	80	0	68	148	29.6	32	0	0	80	0	91	171	5.3	
Burton, T.	5	60	77	0	0	0	137	27.4	5	60	77	0	0	0	137	27.4	
Moody, E.	5	128	0	0	0	0	128	25.6	27	923	45	0	0	0	968	35.9	
Debose, A.	4	0	66	0	45	0	111	27.8	4	0	66	0	45	0	111	27.8	
Rainey, C.	2	16	34	17	0	0	67	33.5	34	1253	232	79	189	0	1753	51.6	
Brown, J.	5	0	0	0	0	56	56	11.2	5	0	0	0	0	56	56	11.2	
Black, A.	5	0	0	0	0	42	42	8.4	40	0	0	0	0	233	233	5.8	
Reed, J.	4	0	41	0	0	0	41	10.2	4	0	41	0	0	0	41	10.2	
Hammond, F.	3	0	35	0	0	0	35	11.7	14	0	92	16	23	0	131	9.4	
Trattou, J.	5	0	0	0	0	35	35	7.0	44	0	0	0	0	88	88	2.0	
Clark, R.	5	0	27	0	0	0	27	5.4	5	0	27	0	0	0	27	5.4	
Patton, S.	2	0	0	0	23	0	23	11.5	2	0	0	0	23	0	23	11.5	
Brown, M.	3	23	0	0	0	0	23	7.7	3	23	0	0	0	0	23	7.7	
Bostic, J.	5	0	0	0	0	9	9	1.8	17	0	0	0	0	9	9	0.5	
Green, W.	5	0	0	0	8	0	8	1.6	32	0	0	23	8	0	31	1.0	
Alli, S.	5	0	2	0	0	0	2	0.4	5	0	2	0	0	0	2	0.4	
Brantley, J.	5	-16	0	0	0	0	-16	-3.2	22	59	0	0	0	0	59	2.7	
TEAM	2	-74	0	0	0	0	-74	-37.0									
Total	5	755	944	97	450	210	2456	491.2									
Opponents	5	546	909	65	499	44	2063	412.6									

Field Goals	att	good	long	blkd	att	good	long	blkd
Sturgis, C	4	2	44	0	34	24	56	0
Henry, C	2	2	39	0	2	2	39	0
Total	6	4	44	0				
Opponents	7	6	49	1				

Punting	no.	yds	avg	lg	blk	no.	yds	avg	lg	blk
Henry, C	14	687	49.1	75	0	129	5524	42.8	75	0
Total	14	687	49.1	75	0					
Opponents	22	917	41.7	57	0					

Kickoffs	no.	yds	avg	tb	ob	no.	yds	avg	tb	ob
Sturgis, C	27	1765	65.4	4	2	216	13875	64.2	26	14
Phillips, B.	3	198	66.0	0	0	3	198	66.0	0	0
Total	30	1963	65.4	4	2					
Opponents	21	1340	63.8	4	1					

All games

		SEASON											CAREER										
##	Defensive Leaders	gp	ua	a	total	tfl	sack	int	pbu	fr	ff	blk	gp	ua	a	total	tfl	sack	int	pbu	fr	ff	blk
35	Black, A.	5	25	12	37	2.5	.	3	.	.	1	.	40	94	79	173	5.5	1.0	11	10	.	1	1
43	Jenkins, Je.	5	15	14	29	2.0	1.0	7	16	15	31	3.0	1.0
52	Bostic, J.	5	12	11	23	0.0	.	3	17	26	15	41	0.0	.	3
16	Jones, A.	5	11	10	21	1.0	.	.	2	.	.	.	41	64	65	129	10.5	4.0	3	8	1	1	.
1	Jenkins, Ja.	5	15	4	19	3.0	1.0	2	5	.	.	.	32	75	21	96	7.0	2.0	7	22	.	2	.
44	Lemmens, D.	5	7	11	18	3.0	2.0	.	.	1	.	.	37	21	20	41	6.0	4.0	.	.	1	1	.
22	Elam, M	5	11	4	15	1.5	1.0	.	.	1	.	.	5	11	4	15	1.5	1.0	.	.	1	.	.
94	Trattou, J.	5	11	3	14	3.5	0.5	1	44	51	27	78	18.5	7.5	3	3	1	1	.
10	Hill, W.	3	9	4	13	0.0	.	.	1	.	1	.	30	69	34	103	3.0	1.5	2	3	.	1	.
6H	Howard, J	5	7	5	12	3.5	2.0	26	31	18	49	9.0	5.0	.	.	1	.	.
99	Hunter, O.	5	3	6	9	0.5	.	.	1	.	.	1	22	11	15	26	2.5	.	.	1	.	.	1
40	Hicks, B.	5	5	4	9	1.5	1.5	45	49	39	88	9.5	8.0	.	8	.	1	.
24	Evans, J.	5	6	2	8	0.0	13	10	4	14	0.0
73	Floyd, S.	5	3	5	8	2.0	5	3	5	8	2.0
92	Sanders, T.	4	3	4	7	1.0	36	20	31	51	8.0	.	.	1	1	.	.
26	Edwards, L.	5	6	1	7	0.0	37	33	17	50	0.0	.	.	2	.	.	.
31	Riggs, C.	5	4	3	7	0.0	.	.	2	.	.	.	5	4	3	7	0.0	.	.	2	.	.	.
8B	Brown, J.	5	3	4	7	0.0	.	3	4	.	.	.	5	3	4	7	0.0	.	3	4	.	.	.
85	Hammond, F.	3	3	2	5	0.0	14	7	4	11	0.0
81	Clark, R.	5	1	3	4	0.0	5	1	3	4	0.0
96	Green, W.	5	3	1	4	1.0	32	13	10	23	6.0	1.0	1
7P	Powell, R.	5	3	1	4	1.5	1.0	5	3	1	4	1.5	1.0
48	Ball, N.	5	1	3	4	0.0	5	1	3	4	0.0
23	Gillislee, M.	5	1	2	3	0.0	18	2	7	9	0.0
91	Okine, E.	5	3	.	3	1.0	1.0	10	5	.	5	1.0	1.0
47	Antwine, B.	4	3	.	3	1.0	1.0	30	10	10	20	2.5	1.0	.	1	.	.	.
58	Easley, D.	3	.	2	2	0.0	3	.	2	2	0.0
8	Burton, T.	5	1	1	2	0.0	5	1	1	2	0.0
34	McCray, L.	4	1	1	2	0.5	15	10	2	12	0.5
14	Watkins, J.	4	2	.	2	0.0	.	.	1	.	.	.	46	4	.	4	0.0	.	.	1	.	.	.
93	Johnson, K.	5	1	.	1	0.0	5	1	.	1	0.0
17	Henry, C	5	1	.	1	0.0	46	1	.	1	0.0
13	Finley, D.	3	.	1	1	0.0	13	5	3	8	0.0
54	Guido, C.	5	.	1	1	0.0	5	.	1	1	0.0
33	Brown, M.	3	.	1	1	0.0	3	.	1	1	0.0
90	Marsh, L.	3	1	.	1	0.0	34	20	22	42	7.5	4.0
19	Sturgis, C	4	.	1	1	0.0	32	1	2	3	0.0
Total		5	181	127	308	30	12	12	16	2	2	1											
Opponents		5	206	106	312	28	4	4	21	6	5	1											

2010 Florida Football
Florida Overall Team Statistics (as of Oct 03, 2010)
Conference games

Team Statistics	UF	OPP
SCORING	85	62
Points Per Game	28.3	20.7
FIRST DOWNS	61	52
Rushing	21	20
Passing	35	28
Penalty	5	4
RUSHING YARDAGE	405	298
Yards gained rushing	490	355
Yards lost rushing	85	57
Rushing Attempts	113	85
Average Per Rush	3.6	3.5
Average Per Game	135.0	99.3
TDs Rushing	8	2
PASSING YARDAGE	659	615
Comp-Att-Int	55-91-4	53-90-4
Average Per Pass	7.2	6.8
Average Per Catch	12.0	11.6
Average Per Game	219.7	205.0
TDs Passing	2	5
TOTAL OFFENSE	1064	913
Total Plays	204	175
Average Per Play	5.2	5.2
Average Per Game	354.7	304.3
KICK RETURNS: #-Yards	9-226	14-274
PUNT RETURNS: #-Yards	7-50	3-64
INT RETURNS: #-Yards	4-66	4-44
KICK RETURN AVERAGE	25.1	19.6
PUNT RETURN AVERAGE	7.1	21.3
INT RETURN AVERAGE	16.5	11.0
FUMBLES-LOST	7-3	2-1
PENALTIES-Yards	21-139	21-145
Average Per Game	46.3	48.3
PUNTS-Yards	9-486	14-584
Average Per Punt	54.0	41.7
Net punt average	44.7	38.1
TIME OF POSSESSION/Game	33:14	26:46
3RD-DOWN Conversions	18/38	11/36
3rd-Down Pct	47%	31%
4TH-DOWN Conversions	3/6	2/3
4th-Down Pct	50%	67%
SACKS BY-Yards	9-41	3-20
MISC YARDS	0	-27
TOUCHDOWNS SCORED	11	8
FIELD GOALS-ATTEMPTS	3-3	2-3
ON-SIDE KICKS	0-0	0-0
RED-ZONE SCORES	(11-14) 79%	(5-8) 63%
RED-ZONE TOUCHDOWNS	(10-14) 71%	(4-8) 50%
PAT-ATTEMPTS	(10-11) 91%	(8-8) 100%
ATTENDANCE	90547	204276
Games/Avg Per Game	1/90547	2/102138
Neutral Site Games		0/0

Score by Quarters	1st	2nd	3rd	4th	OT	Total
Florida	14	17	33	21	0	85
Opponents	6	28	21	7	0	62

2010 Florida Football
Florida Overall Individual Statistics (as of Oct 03, 2010)
Conference games

Rushing	gp	att	gain	loss	net	avg	td	lg	avg/g
Demps, J.	3	45	200	23	177	3.9	0	18	59.0
Moody, E.	3	21	76	7	69	3.3	0	19	23.0
Gillislee, M.	3	15	65	0	65	4.3	2	11	21.7
Hines, O.	3	2	55	0	55	27.5	0	36	18.3
Burton, T.	3	11	50	1	49	4.5	6	11	16.3
Brantley, J.	3	16	44	35	9	0.6	0	12	3.0
TEAM	1	3	0	19	-19	-6.3	0	0	-19.0
Total	3	113	490	85	405	3.6	8	36	135.0
Opponents	3	85	355	57	298	3.5	2	30	99.3

Passing	gp	effic	comp-att-int	pct	yds	td	lg	avg/g
Brantley, J.	3	119.58	54-89-3	60.7	617	2	30	205.7
Burton, T.	3	126.40	1-2-1	50.0	42	0	42	14.0
Total	3	119.73	55-91-4	60.4	659	2	42	219.7
Opponents	3	125.73	53-90-4	58.9	615	5	49	205.0

Receiving	gp	no.	yds	avg	td	lg	avg/g
Thompson, D.	3	12	201	16.8	0	30	67.0
Burton, T.	3	9	70	7.8	1	21	23.3
Moore, C.	3	8	126	15.8	0	24	42.0
Debose, A.	3	6	66	11.0	0	26	22.0
Demps, J.	3	6	36	6.0	0	16	12.0
Hines, O.	3	5	74	14.8	0	42	24.7
Hammond, F.	3	3	35	11.7	1	15	11.7
Reed, J.	3	2	39	19.5	0	22	13.0
Clark, R.	3	2	12	6.0	0	8	4.0
Alli, S.	3	1	2	2.0	0	2	0.7
Gillislee, M.	3	1	-2	-2.0	0	0	-0.7
Total	3	55	659	12.0	2	42	219.7
Opponents	3	53	615	11.6	5	49	205.0

Punt Returns	no.	yds	avg	td	lg
Jenkins, Ja.	7	50	7.1	0	33
Total	7	50	7.1	0	33
Opponents	3	64	21.3	0	41

Interceptions	no.	yds	avg	td	lg
Brown, J.	2	56	28.0	1	52
Bostic, J.	2	10	5.0	0	10
Total	4	66	16.5	1	52
Opponents	4	44	11.0	1	35

Kick Returns	no.	yds	avg	td	lg
Demps, J.	4	109	27.2	0	43
Gillislee, M.	2	49	24.5	0	28
Debose, A.	2	45	22.5	0	23
Patton, S.	1	23	23.0	0	23
Total	9	226	25.1	0	43
Opponents	14	274	19.6	0	25

Fumble Returns	no.	yds	avg	td	lg
Total	0	0	0.0	0	0
Opponents	0	0	0.0	0	0

2010 Florida Football
Florida Overall Individual Statistics (as of Oct 03, 2010)
Conference games

Scoring	td	fg	PAT				dxp	saf	pts
			kick	rush	rcv	pass			
Burton, T.	7	-	-	-	-	-	-	-	42
Sturgis, C	-	1-1	10-11	-	-	-	-	-	13
Gillislee, M.	2	-	-	-	-	-	-	-	12
Hammond, F.	1	-	-	-	-	-	-	-	6
Henry, C	-	2-2	-	-	-	-	-	-	6
Brown, J.	1	-	-	-	-	-	-	-	6
Total	11	3-3	10-11	-	-	-	-	-	85
Opponents	8	2-3	8-8	-	-	-	-	-	62

Total Offense	g	plays	rush	pass	total	avg/g
Brantley, J.	3	105	9	617	626	208.7
Demps, J.	3	45	177	0	177	59.0
Burton, T.	3	13	49	42	91	30.3
Moody, E.	3	21	69	0	69	23.0
Gillislee, M.	3	15	65	0	65	21.7
Hines, O.	3	2	55	0	55	18.3
TEAM	1	3	-19	0	-19	-19.0
Total	3	204	405	659	1064	354.7
Opponents	3	175	298	615	913	304.3

Field Goals	fg	pct.	01-19	20-29	30-39	40-49	50-99	lg	blk
Sturgis, C	1-1	100.0	0-0	0-0	0-0	1-1	0-0	44	0
Henry, C	2-2	100.0	0-0	1-1	1-1	0-0	0-0	39	0

Punting	no.	yds	avg	lg	tb	fc	i20	50+	blk
Henry, C	9	486	54.0	75	1	1	4	5	0
Total	9	486	54.0	75	1	1	4	5	0
Opponents	14	584	41.7	53	0	2	4	1	0

FG Sequence	Florida	Opponents
Tennessee	(44)	(49)
Kentucky	-	35
Alabama	(39),(21)	(28)

Kickoffs	no.	yds	avg	tb	ob	retn	net	ydln
Sturgis, C	14	917	65.5	2	1			
Phillips, B.	3	198	66.0	0	0			
Total	17	1115	65.6	2	1	19.6	47.1	22
Opponents	13	869	66.8	3	1	25.1	44.8	25

Numbers in (parentheses) indicate field goal was made.

2010 Florida Football
Florida Overall Individual Statistics (as of Oct 03, 2010)
Conference games

<u>All Purpose</u>	<u>g</u>	<u>rush</u>	<u>rcv</u>	<u>pr</u>	<u>kr</u>	<u>ir</u>	<u>total</u>	<u>avg/g</u>
Demps, J.	3	177	36	0	109	0	322	107.3
Thompson, D.	3	0	201	0	0	0	201	67.0
Hines, O.	3	55	74	0	0	0	129	43.0
Moore, C.	3	0	126	0	0	0	126	42.0
Burton, T.	3	49	70	0	0	0	119	39.7
Gillislee, M.	3	65	-2	0	49	0	112	37.3
Debose, A.	3	0	66	0	45	0	111	37.0
Moody, E.	3	69	0	0	0	0	69	23.0
Brown, J.	3	0	0	0	0	56	56	18.7
Jenkins, Ja.	3	0	0	50	0	0	50	16.7
Reed, J.	3	0	39	0	0	0	39	13.0
Hammond, F.	3	0	35	0	0	0	35	11.7
Patton, S.	2	0	0	0	23	0	23	11.5
Clark, R.	3	0	12	0	0	0	12	4.0
Bostic, J.	3	0	0	0	0	10	10	3.3
Brantley, J.	3	9	0	0	0	0	9	3.0
Alli, S.	3	0	2	0	0	0	2	0.7
TEAM	1	-19	0	0	0	0	-19	-19.0
Total	3	405	659	50	226	66	1406	468.7
Opponents	3	298	615	64	274	44	1295	431.7

2010 Florida Football
Florida Overall Defensive Statistics (as of Oct 03, 2010)
Conference games

##	Defensive Leaders	gp	Tackles				Sacks no-yds	Pass defense			Fumbles		blkd	
			ua	a	tot	tfl/yds		int-yds	brup	qbh	rcv-yds	ff	kick	saf
43	Jenkins, Je.	3	12	8	20	2.0-13	1.0-10	.	.	1
35	Black, A.	3	13	4	17	1.0-2	1	.	.
44	Lemmens, D.	3	6	9	15	2.0-7	2.0-7	.	.	4
10	Hill, W.	3	9	4	13	.	.	.	1	.	.	1	.	.
1	Jenkins, Ja.	3	9	4	13	1.0-2	.	.	1	1
52	Bostic, J.	3	7	5	12	.	.	2-10	.	1
16	Jones, A.	3	6	5	11	.	.	.	1
22	Elam, M	3	6	3	9	1.0-1	1.0-1	.	.	.	1-0	.	.	.
94	Trattou, J.	3	6	2	8	3.5-8	0.5-2
40	Hicks, B.	3	4	3	7	1.5-7	1.5-7	.	.	1
92	Sanders, T.	3	3	4	7	1.0-2
6H	Howard, J	3	3	2	5	1.0-1
24	Evans, J.	3	4	1	5
85	Hammond, F.	3	3	2	5
99	Hunter, O.	3	2	2	4	.	.	.	1	.	.	.	1	.
31	Riggs, C.	3	2	2	4	.	.	.	1
73	Floyd, S.	3	1	3	4	0.5-1
8B	Brown, J.	3	2	1	3	.	.	2-56	3
8	Burton, T.	3	1	1	2
48	Ball, N.	3	1	1	2
81	Clark, R.	3	.	2	2
91	Okine, E.	3	2	.	2	1.0-5	1.0-5
96	Green, W.	3	1	1	2
7P	Powell, R.	3	2	.	2	1.0-4	1.0-4
47	Antwine, B.	2	2	.	2	1.0-5	1.0-5
14	Watkins, J.	2	1	.	1
33	Brown, M.	1	.	1	1
34	McCray, L.	2	.	1	1	0.5-1
13	Finley, D.	3	.	1	1
26	Edwards, L.	3	.	1	1
54	Guido, C.	3	.	1	1
17	Henry, C	3	1	.	1
58	Easley, D.	2	.	1	1
Total		3	109	75	184	18-59	9-41	4-66	8	8	1-0	2	1	.
Opponents		3	124	72	196	18-57	3-20	4-44	15	12	3-0	2	1	.

2010 Florida Football
Florida Game Superlatives (as of Oct 03, 2010)
All games

INDIVIDUAL GAME HIGHS

Rushes	26	Demps, J. at Tennessee (Sep 18, 2010)
Yards Rushing	139	Demps, J. vs USF (Sep 11, 2010)
TD Rushes	5	Burton, T. vs Kentucky (Sep 25, 2010)
Long Rush	72	Demps, J. vs Miami (Sept 4, 2010)
Pass attempts	35	Brantley, J. vs Kentucky (Sep 25, 2010)
Pass completions	24	Brantley, J. vs Kentucky (Sep 25, 2010)
Yards Passing	248	Brantley, J. vs Kentucky (Sep 25, 2010)
TD Passes	2	Brantley, J. vs Miami (Sept 4, 2010)
	2	Brantley, J. vs USF (Sep 11, 2010)
Long Pass	42	Burton, T. vs Kentucky (Sep 25, 2010)
Receptions	6	Rainey, C. vs Miami (Sept 4, 2010)
	6	Thompson, D. vs USF (Sep 11, 2010)
Yards Receiving	86	Thompson, D. vs Kentucky (Sep 25, 2010)
TD Receptions	1	Hines, O. vs Miami (Sept 4, 2010)
	1	Rainey, C. vs Miami (Sept 4, 2010)
	1	Moore, C. vs USF (Sep 11, 2010)
	1	Reed, J. vs USF (Sep 11, 2010)
	1	Hammond, F. at Tennessee (Sep 18, 2010)
	1	Burton, T. vs Kentucky (Sep 25, 2010)
Long Reception	42	Hines, O. vs Kentucky (Sep 25, 2010)
Field Goals	2	Henry, C at Alabama (Oct 02, 2010)
Long Field Goal	44	Sturgis, C at Tennessee (Sep 18, 2010)
Punts	4	Henry, C vs USF (Sep 11, 2010)
Punting Avg	62.3	Henry, C at Alabama (Oct 02, 2010)
Long Punt	75	Henry, C at Alabama (Oct 02, 2010)
Long Punt Return	33	Jenkins, Ja. vs Kentucky (Sep 25, 2010)
Long Kickoff Return	54	Demps, J. vs USF (Sep 11, 2010)
Tackles	12	Black, A. vs Miami (Sept 4, 2010)
Sacks	2.0	Howard, J vs Miami (Sept 4, 2010)
Tackles For Loss	2.5	Howard, J vs Miami (Sept 4, 2010)
Interceptions	2	Black, A. vs USF (Sep 11, 2010)

2010 Florida Football
Florida Game Superlatives (as of Oct 03, 2010)
All games

TEAM GAME HIGHS

Rushes	49	at Tennessee (Sep 18, 2010)
Yards Rushing	251	vs USF (Sep 11, 2010)
Yards Per Rush	6.8	vs USF (Sep 11, 2010)
TD Rushes	5	vs Kentucky (Sep 25, 2010)
Pass attempts	36	vs Kentucky (Sep 25, 2010)
Pass completions	25	vs Kentucky (Sep 25, 2010)
Yards Passing	290	vs Kentucky (Sep 25, 2010)
Yards Per Pass	8.1	vs Kentucky (Sep 25, 2010)
TD Passes	2	vs Miami (Sept 4, 2010)
	2	vs USF (Sep 11, 2010)
Total Plays	72	at Tennessee (Sep 18, 2010)
Total Offense	466	vs Kentucky (Sep 25, 2010)
Yards Per Play	6.8	vs Kentucky (Sep 25, 2010)
Points	48	vs Kentucky (Sep 25, 2010)
Sacks By	6	at Tennessee (Sep 18, 2010)
First Downs	26	vs Kentucky (Sep 25, 2010)
Penalties	9	vs Kentucky (Sep 25, 2010)
Penalty Yards	65	vs Kentucky (Sep 25, 2010)
Turnovers	4	at Alabama (Oct 02, 2010)
Interceptions By	4	vs Miami (Sept 4, 2010)
	4	vs USF (Sep 11, 2010)

2010 Florida Football
Florida Game Superlatives (as of Oct 03, 2010)
All games

OPPONENT INDIVIDUAL GAME HIGHS

Rushes	23	Derrick Locke, vs Kentucky (Sep 25, 2010)
Yards Rushing	107	DANIELS,BJ, vs USF (Sep 11, 2010)
TD Rushes	2	Mark Ingram, at Alabama (Oct 02, 2010)
Long Rush	33	MURRAY,Demetri, vs USF (Sep 11, 2010)
Pass attempts	44	DYSERT, Zac, vs Miami (Sept 4, 2010)
Pass completions	25	DYSERT, Zac, vs Miami (Sept 4, 2010)
Yards Passing	259	Simms, M., at Tennessee (Sep 18, 2010)
TD Passes	2	Simms, M., at Tennessee (Sep 18, 2010)
Long Pass	51	DANIELS,BJ, vs USF (Sep 11, 2010)
Receptions	11	ROBINSON, A., vs Miami (Sept 4, 2010)
Yards Receiving	114	Chris Matthews, vs Kentucky (Sep 25, 2010)
TD Receptions	2	Chris Matthews, vs Kentucky (Sep 25, 2010)
Long Reception	51	LANDI, Evan, vs USF (Sep 11, 2010)
Field Goals	4	COOK, Trevor, vs Miami (Sept 4, 2010)
Long Field Goal	49	Lincoln, D., at Tennessee (Sep 18, 2010)
Punts	5	BROCKHAUS-KANN, vs USF (Sep 11, 2010)
	5	Cunningham, C., at Tennessee (Sep 18, 2010)
	5	Ryan Tydlacka, vs Kentucky (Sep 25, 2010)
Punting Avg	48.8	BROCKHAUS-KANN, vs USF (Sep 11, 2010)
Long Punt	57	BROCKHAUS-KANN, vs USF (Sep 11, 2010)
Long Punt Return	41	Julio Jones, at Alabama (Oct 02, 2010)
Long Kickoff Return	39	LAMAR, Lindsey, vs USF (Sep 11, 2010)
Tackles	14	Reveiz, N., at Tennessee (Sep 18, 2010)
Sacks	1.0	LEJISTE, Jon, vs USF (Sep 11, 2010)
	1.0	Williams, G., at Tennessee (Sep 18, 2010)
	1.0	Luke McDermott, vs Kentucky (Sep 25, 2010)
	1.0	Mark Barron, at Alabama (Oct 02, 2010)
Tackles For Loss	4.0	Courtney Upshaw, at Alabama (Oct 02, 2010)
Interceptions	1	Ridge Wilson, vs Kentucky (Sep 25, 2010)
	1	Dre Kirkpatrick, at Alabama (Oct 02, 2010)
	1	C.J. Mosley, at Alabama (Oct 02, 2010)
	1	Nico Johnson, at Alabama (Oct 02, 2010)

2010 Florida Football
Florida Game Superlatives (as of Oct 03, 2010)
All games

OPPONENT TEAM GAME HIGHS

Rushes	39	vs USF (Sep 11, 2010)
Yards Rushing	244	vs USF (Sep 11, 2010)
Yards Per Rush	6.3	vs USF (Sep 11, 2010)
TD Rushes	2	at Alabama (Oct 02, 2010)
Pass attempts	46	vs Miami (Sept 4, 2010)
Pass completions	26	vs Miami (Sept 4, 2010)
Yards Passing	259	at Tennessee (Sep 18, 2010)
Yards Per Pass	8.4	at Tennessee (Sep 18, 2010)
TD Passes	2	at Tennessee (Sep 18, 2010)
	2	vs Kentucky (Sep 25, 2010)
Total Plays	69	vs Kentucky (Sep 25, 2010)
Total Offense	352	vs Kentucky (Sep 25, 2010)
Yards Per Play	5.3	at Tennessee (Sep 18, 2010)
Points	31	at Alabama (Oct 02, 2010)
Sacks By	1	vs USF (Sep 11, 2010)
	1	at Tennessee (Sep 18, 2010)
	1	vs Kentucky (Sep 25, 2010)
	1	at Alabama (Oct 02, 2010)
First Downs	23	vs Kentucky (Sep 25, 2010)
Penalties	9	vs Miami (Sept 4, 2010)
	9	at Tennessee (Sep 18, 2010)
Penalty Yards	54	at Tennessee (Sep 18, 2010)
Turnovers	5	vs USF (Sep 11, 2010)
Interceptions By	3	at Alabama (Oct 02, 2010)

				Times	Times	Total		Rush	Pass	FGs	Failed to score inside RZ					
Date	Opponent	Score		In RZ	Scored	Pts	TDs	TDs	TDs	Made	FGA	Down	Int	Fumb	Half	Game
Sept 4, 2010	MIAMI	W	34-12	4	4	12	0	0	0	4	0	0	0	0	0	0
Sep 11, 2010	USF	W	38-14	3	2	14	2	1	1	0	0	0	0	1	0	0
Sep 18, 2010	at Tennessee	W	31-17	1	0	0	0	0	0	0	0	0	1	0	0	0
Sep 25, 2010	KENTUCKY	W	48-14	3	1	7	1	0	1	0	1	0	0	0	1	0
Oct 02, 2010	at Alabama	L	6-31	4	4	24	3	2	1	1	0	0	0	0	0	0
Totals				15	11	57	6	3	3	5	1	0	1	1	1	0
11 of 15 (73.3%)																

2010 Florida Football
Florida By-Quarter Statistics (as of Oct 03, 2010)
All games

3rd-Down Conversions

Date	Opponent	Score	Overall		1st Qtr		2nd Qtr		3rd Qtr		4th Qtr		Overtime	
Sept 4, 2010	MIAMI	W 34-12	3-12	25.0	1-4	25.0	1-1	100.0	0-4	0.0	1-3	33.3		
Sep 11, 2010	USF	W 38-14	5-13	38.5	1-3	33.3	1-4	25.0	0-1	0.0	3-5	60.0		
Sep 18, 2010	at Tennessee	W 31-17	8-14	57.1	2-4	50.0	1-2	50.0	3-5	60.0	2-3	66.7		
Sep 25, 2010	KENTUCKY	W 48-14	7-11	63.6	2-3	66.7	1-4	25.0	3-3	100.0	1-1	100.0		
Oct 02, 2010	at Alabama	L 6-31	3-13	23.1	1-2	50.0	0-5	0.0	2-4	50.0	0-2	0.0		
	Florida		26-63	41.3	7-16	43.8	4-16	25.0	8-17	47.1	7-14	50.0	0-0	0.0
	Opponents		20-63	31.7	7-17	41.2	7-22	31.8	1-8	12.5	5-16	31.2	0-0	0.0

4th-Down Conversions

Date	Opponent	Score	Overall		1st Qtr		2nd Qtr		3rd Qtr		4th Qtr		Overtime	
Sept 4, 2010	MIAMI	W 34-12	3-5	60.0	0-1	0.0	0-0	0.0	1-2	50.0	2-2	100.0		
Sep 11, 2010	USF	W 38-14	2-2	100.0	0-0	0.0	1-1	100.0	0-0	0.0	1-1	100.0		
Sep 18, 2010	at Tennessee	W 31-17	1-2	50.0	0-1	0.0	0-0	0.0	1-1	100.0	0-0	0.0		
Sep 25, 2010	KENTUCKY	W 48-14	1-1	100.0	1-1	100.0	0-0	0.0	0-0	0.0	0-0	0.0		
Oct 02, 2010	at Alabama	L 6-31	1-3	33.3	0-1	0.0	1-1	100.0	0-0	0.0	0-1	0.0		
	Florida		8-13	61.5	1-4	25.0	2-2	100.0	2-3	66.7	3-4	75.0	0-0	0.0
	Opponents		3-5	60.0	0-0	0.0	2-3	66.7	0-0	0.0	1-2	50.0	0-0	0.0

Time of Possession

Date	Opponent	Score	Overall		1st Qtr		2nd Qtr		3rd Qtr		4th Qtr		Overtime	
Sept 4, 2010	MIAMI	W 34-12	25:16		6:16		3:27		8:26		7:07			
Sep 11, 2010	USF	W 38-14	31:55		4:23		9:11		6:55		11:26			
Sep 18, 2010	at Tennessee	W 31-17	36:46		8:33		7:35		11:29		9:09			
Sep 25, 2010	KENTUCKY	W 48-14	30:05		8:40		6:18		10:53		4:14			
Oct 02, 2010	at Alabama	L 6-31	32:50		7:07		7:13		12:29		6:01			
	Florida	Total	156:52		34:59		33:44		50:12		37:57		0:00	
		Avg.	31:22		6:59		6:44		10:02		7:35		0:00	
	Opponents	Total	143:08		40:01		41:16		24:48		37:03		0:00	
		Avg.	28:37		8:00		8:15		4:57		7:24		0:00	

2010 Florida Football
Florida Team Game-by-Game (as of Oct 03, 2010)
All games

TEAM STATISTICS

Date	Opponent	Rushing				Receiving				Passing				Kick Returns				Punt Returns				tot off
		no.	yds	td	lg	no.	yds	td	lg	cmp-att-int	yds	td	lg	no.	yds	td	lg	no.	yds	td	lg	
Sept 4	MIAMI	31	99	2	72	17	113	2	25	17-25-0	113	2	25	5	129	0	50	2	15	0	15	212
Sep 11	USF	37	251	2	62	18	172	2	23	18-31-0	172	2	23	2	95	0	54	3	32	0	30	423
Sep 18	at Tennessee	49	150	3	36	14	167	1	24	14-23-0	167	1	24	2	70	0	43	2	6	0	4	317
Sep 25	KENTUCKY	33	176	5	19	25	290	1	42	25-36-1	290	1	42	2	39	0	22	3	38	0	33	466
Oct 02	at Alabama	31	79	0	19	16	202	0	26	16-32-3	202	0	26	5	117	0	28	2	6	0	8	281
		181	755	12	72	90	944	6	42	90-147-4	944	6	42	16	450	0	54	12	97	0	33	1699
Opponents		146	546	3	33	85	909	6	51	85-159-12	909	6	51	24	499	0	39	4	65	0	41	1455

Games played: 5

Avg per rush: 4.2

Avg per catch: 10.5

Pass efficiency: 123.19

Kick ret avg: 28.1

Punt ret avg: 8.1

All purpose avg/game: 491.2

Total offense avg/gm: 339.8

Date	Opponent	Tackles				Sacks no-yds	Fumble		Pass Defense			Blkd kick	PAT Attempts			saf	pts
		ua	a	total	tfl-yds		ff	fr-yds	int-yds	qbh	brup		kick	rush	rcv		
Sept 4	MIAMI	38	28	66	8.0-40	2.0-12	0	0-0	4-106	0	4	0	4-5	0	0	0	34
Sep 11	USF	34	24	58	4.0-18	1.0-6	0	1-0	4-38	0	4	0	5-5	0	0	0	38
Sep 18	at Tennessee	32	28	60	8.0-38	6.0-34	1	1-0	2-4	4	2	0	4-4	0	0	0	31
Sep 25	KENTUCKY	42	22	64	6.0-13	1.0-5	0	0-0	2-62	2	5	1	6-7	0	0	0	48
Oct 02	at Alabama	35	25	60	4.0-8	2.0-2	1	0-0	0-0	2	1	0	0-0	0	0	0	6
		181	127	308	30.0-117	12.0-59	2	2-0	12-210	8	16	1	19-21	0	0	0	157
Opponents		206	106	312	28.0-106	4.0-31	5	6-6	4-44	13	21	1	10-10	0	0	0	88

		Punting									Field Goals			Kickoffs				
Date	Opponent	no.	yds	avg	long	blkd	tb	fc	50+	i20	md-att	long	blkd	no.	yds	avg	tb	ob
Sept 4	MIAMI	1	27	27.0	27	0	0	0	0	0	0-1	0	0	6	383	63.8	0	0
Sep 11	USF	4	174	43.5	50	0	0	2	1	2	1-2	22	0	7	465	66.4	2	1
Sep 18	at Tennessee	3	131	43.7	47	0	0	0	0	2	1-1	44	0	6	395	65.8	0	0
Sep 25	KENTUCKY	3	168	56.0	61	0	1	1	2	0	0-0	0	0	8	522	65.2	2	1
Oct 02	at Alabama	3	187	62.3	75	0	0	0	3	2	2-2	39	0	3	198	66.0	0	0
		14	687	49.1	75	0	1	3	6	6	4-6	44	0	30	1963	65.4	4	2
Opponents		22	917	41.7	57	0	0	4	3	6	6-7	49	1	21	1340	63.8	4	1

2010 Florida Football
Florida Opponent Game-by-Game (as of Oct 03, 2010)
All games

OPPONENT STATISTICS

Date	Opponent	Rushing				Receiving				Passing				Kick Returns				Punt Returns				tot off
		no.	yds	td	lg	no.	yds	td	lg	cmp-att-int	yds	td	lg	no.	yds	td	lg	no.	yds	td	lg	
Sept 4	MIAMI	22	4	0	9	26	208	0	19	26-46-4	208	0	19	6	125	0	27	0	0	0	0	212
Sep 11	USF	39	244	1	33	6	86	1	51	6-23-4	86	1	51	4	100	0	39	1	1	0	1	330
Sep 18	at Tennessee	23	29	0	12	19	259	2	49	19-31-2	259	2	49	6	114	0	25	1	2	0	2	288
Sep 25	KENTUCKY	28	99	0	13	22	253	2	42	22-41-2	253	2	42	5	102	0	24	1	21	0	21	352
Oct 02	at Alabama	34	170	2	30	12	103	1	19	12-18-0	103	1	19	3	58	0	23	1	41	0	41	273
		146	546	3	33	85	909	6	51	85-159-12	909	6	51	24	499	0	39	4	65	0	41	1455
Florida		181	755	12	72	90	944	6	42	90-147-4	944	6	42	16	450	0	54	12	97	0	33	1699

Games played: 5

Avg per rush: 3.7

Avg per catch: 10.7

Pass efficiency: 98.84

Kick ret avg: 20.8

Punt ret avg: 16.2

All purpose avg/game: 412.6

Total offense avg/gm: 291.0

Date	Opponent	Tackles				Sacks no-yds	Fumble		Pass Defense			Blkd kick	PAT Attempts			saf	pts
		ua	a	total	tfl-yds		ff	fr-yds	int-yds	qbh	brup		kick	rush	rcv		
Sept 4	MIAMI	40	14	54	7.0-31	0.0-0	2	3-6	0-0	0	1	0	0-0	0	0	0	12
Sep 11	USF	42	20	62	3.0-18	1.0-11	1	0-0	0-0	1	5	0	2-2	0	0	0	14
Sep 18	at Tennessee	36	40	76	7.0-24	1.0-8	1	2-0	0-0	2	3	0	2-2	0	0	0	17
Sep 25	KENTUCKY	46	12	58	3.0-8	1.0-4	0	0-0	1-0	1	4	1	2-2	0	0	0	14
Oct 02	at Alabama	42	20	62	8.0-25	1.0-8	1	1-0	3-44	9	8	0	4-4	0	0	0	31
		206	106	312	28.0-106	4.0-31	5	6-6	4-44	13	21	1	10-10	0	0	0	88
Florida		181	127	308	30.0-117	12.0-59	2	2-0	12-210	8	16	1	19-21	0	0	0	157

		Punting									Field Goals			Kickoffs				
Date	Opponent	no.	yds	avg	long	blkd	tb	fc	50+	i20	md-att	long	blkd	no.	yds	avg	tb	ob
Sept 4	MIAMI	3	89	29.7	41	0	0	1	0	0	4-4	33	0	5	269	53.8	0	0
Sep 11	USF	5	244	48.8	57	0	0	1	2	2	0-0	0	0	3	202	67.3	1	0
Sep 18	at Tennessee	5	222	44.4	48	0	0	1	0	1	1-1	49	0	4	251	62.8	1	1
Sep 25	KENTUCKY	5	201	40.2	49	0	0	1	0	2	0-1	0	1	3	210	70.0	1	0
Oct 02	at Alabama	4	161	40.2	53	0	0	0	1	1	1-1	28	0	6	408	68.0	1	0
		22	917	41.7	57	0	0	4	3	6	6-7	49	1	21	1340	63.8	4	1
Florida		14	687	49.1	75	0	1	3	6	6	4-6	44	0	30	1963	65.4	4	2

2010 Florida Football
Florida Team Game-by-Game Comparison (as of Oct 03, 2010)
All games

Opponent	Score	First Downs				Rushing Number-Yards	Passing		Total Offense Plays-Yards	Return Yards	Turn- Overs
		Total	Rush	Pass	Pen		Comp-Att-Int	Yards			
MIAMI	34 - 12	12 / 16	4 / 3	7 / 10	1 / 3	31-99 / 22-4	17-25-0 / 26-46-4	113 / 208	56-212 / 68-212	250 / 131	3 / 4
USF	38 - 14	21 / 16	10 / 13	10 / 2	1 / 1	37-251 / 39-244	18-31-0 / 6-23-4	172 / 86	68-423 / 62-330	165 / 101	0 / 5
Tennessee	31 - 17	18 / 11	6 / 3	11 / 8	1 / 0	49-150 / 23-29	14-23-0 / 19-31-2	167 / 259	72-317 / 54-288	80 / 116	2 / 3
KENTUCKY	48 - 14	26 / 23	11 / 7	14 / 13	1 / 3	33-176 / 28-99	25-36-1 / 22-41-2	290 / 253	69-466 / 69-352	139 / 123	1 / 2
Alabama	6 - 31	17 / 18	4 / 10	10 / 7	3 / 1	31-79 / 34-170	16-32-3 / 12-18-0	202 / 103	63-281 / 52-273	123 / 143	4 / 0
Totals	157 - 88	94 / 84	35 / 36	52 / 40	7 / 8	181-755 / 146-546	90-147-4 / 85-159-12	944 / 909	328-1699 / 305-1455	757 / 614	10 / 14

Opponent	3rd Down Conversions	4th Down Conversions	Time of Possession	TOP Margin	Avg Yds/Rush	Avg Yds/Pass	Avg Yds/Play	Punting Number-Avg	Penalties Number-Yards	Sacks
MIAMI	3-12 / 4-15	3-5 / 1-2	25:16 / 34:44	-9:28	3.2 / 0.2	4.5 / 4.5	3.8 / 3.1	1-27.0 / 3-29.7	6-51 / 9-51	2 / 0
USF	5-13 / 5-12	2-2 / 0-0	31:55 / 28:05	3:50	6.8 / 6.3	5.5 / 3.7	6.2 / 5.3	4-43.5 / 5-48.8	8-56 / 7-45	1 / 1
Tennessee	8-14 / 2-13	1-2 / 1-2	36:46 / 23:14	13:32	3.1 / 1.3	7.3 / 8.4	4.4 / 5.3	3-43.7 / 5-44.4	5-25 / 9-54	6 / 1
KENTUCKY	7-11 / 5-14	1-1 / 1-1	30:05 / 29:55	0:10	5.3 / 3.5	8.1 / 6.2	6.8 / 5.1	3-56.0 / 5-40.2	9-65 / 7-44	1 / 1
Alabama	3-13 / 4-9	1-3 / 0-0	32:50 / 27:10	5:40	2.5 / 5.0	6.3 / 5.7	4.5 / 5.2	3-62.3 / 4-40.2	7-49 / 5-47	2 / 1
Totals	26-63 / 20-63	8-13 / 3-5	156:52 / 143:08	13:44	4.2 / 3.7	6.4 / 5.7	5.2 / 4.8	14-49.1 / 22-41.7	35-246 / 37-241	12 / 4

Note: Game totals are displayed in the format TEAM/OPPONENT for each category

2010 Florida Football
Florida Passing Game-by-Game (as of Oct 03, 2010)
All games

#12 Brantley, J.	Comp	Att	Int	Pct	Yards	TD	Long	Sacked	Effic
Miami	17	25	0	68.0	113	2	25	0-0	132.37
USF	18	31	0	58.1	172	2	23	1-11	125.96
Tennessee	14	23	0	60.9	167	1	24	1-8	136.21
Kentucky	24	35	1	68.6	248	1	30	1-4	131.81
Alabama	16	31	2	51.6	202	0	26	1-8	93.45
TOTALS	89	145	3	61.4	902	6	30	4-31	123.15

#13 Burton, T.	Comp	Att	Int	Pct	Yards	TD	Long	Sacked	Effic
Kentucky	1	1	0	100.0	42	0	42	0-0	452.80
Alabama	0	1	1	0.0	0	0	0	0-0	-200.00
TOTALS	1	2	1	50.0	42	0	42	0-0	126.40

2010 Florida Football
Florida Rushing/Receiving Game-by-Game (as of Oct 03, 2010)
All games

RUSHING	No-Yds/TD	MU	USF	UT	UK	UA
Demps, J. RB	64-414/2	8-98/1	11-139/1	26-73/0	8-57/0	11-47/0
Gillislee, M. RB	25-149/3	6-55/0	4-29/1	8-27/2	6-32/0	1-6/0
Moody, E. RB	40-128/0	5-5/0	14-54/0	5-20/0	10-46/0	6-3/0
Burton, T. QB	15-60/7	2-4/1	2-7/0	2-4/1	5-40/5	4-5/0
Hines, O. WR	2-55/0	-	-	1-36/0	-	1-19/0
Brown, M. RB	3-23/0	-	3-23/0	DNP	-	DNP
Rainey, C. WR	4-16/0	3-1/0	1-15/0	DNP	DNP	DNP
Brantley, J. QB	21--16/0	3--9/0	2--16/0	4-9/0	4-1/0	8--1/0
TEAM	7--74/0	4--55/0	DNP	3--19/0	DNP	DNP

RECEIVING	No-Yds/TD	MU	USF	UT	UK	UA
Thompson, D. WR	21-308/0	3-24/0	6-83/0	4-55/0	5-86/0	3-60/0
Moore, C. WR	13-166/1	-	5-40/1	2-26/0	4-72/0	2-28/0
Hines, O. WR	10-129/1	3-49/1	2-6/0	2-15/0	2-55/0	1-4/0
Burton, T. QB	12-77/1	1-2/0	2-5/0	-	5-37/1	4-33/0
Debose, A. WR	6-66/0	DNP	-	-	4-36/0	2-30/0
Demps, J. RB	11-61/0	4-4/0	1-21/0	3-34/0	3-2/0	-
Reed, J. TE	3-41/1	DNP	1-2/1	1-22/0	-	1-17/0
Hammond, F. WR	3-35/1	DNP	DNP	1-7/1	-	2-28/0
Rainey, C. WR	6-34/1	6-34/1	-	DNP	DNP	DNP
Clark, R. WR	3-27/0	-	1-15/0	1-8/0	1-4/0	-
Alli, S. WR	1-2/0	-	-	-	-	1-2/0
Gillislee, M. RB	1--2/0	-	-	-	1--2/0	-

2010 Florida Football
Florida Return Stats Game-by-Game (as of Oct 03, 2010)
All games

PUNT RETURNS	No-Yds	MU	USF	UT	UK	UA
Jenkins, Ja.	8-80	-	1-30	2-6	3-38	2-6
Rainey, C.	3-17	1-15	2-2	DNP	DNP	DNP
Elam, M	1-0	1-0	-	-	-	-

KICK RETURNS	No-Yds	MU	USF	UT	UK	UA
Demps, J.	8-260	2-56	2-95	2-70	2-39	-
Gillislee, M.	4-114	2-65	-	-	-	2-49
Debose, A.	2-45	DNP	-	-	-	2-45
Patton, S.	1-23	DNP	DNP	DNP	-	1-23
Green, W.	1-8	1-8	-	-	-	-

INT. RETURNS	No-Yds	MU	USF	UT	UK	UA
Black, A.	3-42	1-40	2-2	-	-	-
Brown, J.	3-56	1-0	-	1-4	1-52	-
Bostic, J.	3-9	1--1	-	1-0	1-10	-
Jenkins, Ja.	2-68	1-67	1-1	-	-	-
Trattou, J.	1-35	-	1-35	-	-	-

FUMBLE RETURNS	No-Yds	MU	USF	UT	UK	UA
-----------------------	---------------	-----------	------------	-----------	-----------	-----------

2010 Florida Football
Florida All-Purpose Yards Game-by-Game (as of Oct 03, 2010)
All games

ALL-PURPOSE YARDS	Total	MU	USF	UT	UK	UA
Demps, J.	735	158	255	177	98	47
Thompson, D.	308	24	83	55	86	60
Gillislee, M.	261	120	29	27	30	55
Hines, O.	184	49	6	51	55	23
Moore, C.	166	-	40	26	72	28
Jenkins, Ja.	148	67	31	6	38	6
Burton, T.	137	6	12	4	77	38
Moody, E.	128	5	54	20	46	3
Debose, A.	111	DNP	-	-	36	75
Rainey, C.	67	50	17	DNP	DNP	DNP
Brown, J.	56	-	-	4	52	-
Black, A.	42	40	2	-	-	-
Reed, J.	41	DNP	2	22	-	17
Hammond, F.	35	DNP	DNP	7	-	28
Trattou, J.	35	-	35	-	-	-
Clark, R.	27	-	15	8	4	-
Patton, S.	23	DNP	DNP	DNP	-	23
Brown, M.	23	-	23	DNP	-	DNP
Bostic, J.	9	-1	-	-	10	-
Green, W.	8	8	-	-	-	-
Alli, S.	2	-	-	-	-	2
Brantley, J.	-16	-9	-16	9	1	-1
TEAM	-74	-55	-	-19	-	-

2010 Florida Football
Florida Total Tackles Game-by-Game (as of Oct 03, 2010)
All games

Total Tackles	UA-A	Total	MU	USF	UT	UK	UA
Black, A. SS	25-12	37	8-4	4-4	4-0	5-1	4-3
Jenkins, Je. LB	15-14	29	1-2	2-4	2-4	6-2	4-2
Bostic, J. LB	12-11	23	2-3	3-3	5-3	1-2	1-0
Jones, A. LB	11-10	21	1-2	4-3	2-1	2-2	2-2
Jenkins, Ja. CB	15-4	19	5-0	1-0	2-1	4-0	3-3
Lemmens, D. DE	7-11	18	0-1	1-1	1-4	0-2	5-3
Elam, M S	11-4	15	3-1	2-0	-	3-1	3-2
Trattou, J. DE	11-3	14	2-1	3-0	1-2	3-0	2-0
Hill, W. FS	9-4	13	DNP	DNP	3-3	4-1	2-0
Howard, J DT	7-5	12	3-2	1-1	0-1	3-0	0-1
Hunter, O. NT	3-6	9	0-4	1-0	-	1-2	1-0
Hicks, B. LB	5-4	9	1-0	0-1	4-2	0-1	-
Evans, J. S	6-2	8	1-1	1-0	-	3-0	1-1
Floyd, S. DT	3-5	8	1-2	1-0	-	0-2	1-1
Edwards, L. LB	6-1	7	4-0	2-0	-	0-1	-
Sanders, T. DT	3-4	7	DNP	-	2-0	-	1-4
Brown, J. CB	3-4	7	1-1	0-2	1-1	1-0	-
Riggs, C. CB	4-3	7	1-1	1-0	-	2-2	-
Hammond, F.	3-2	5	DNP	DNP	1-2	2-0	-
Powell, R. DE	3-1	4	0-1	1-0	1-0	-	1-0
Clark, R.	1-3	4	-	1-1	0-2	-	-
Green, W. DE	3-1	4	-	2-0	-	-	1-1
Ball, N. LB	1-3	4	-	0-2	1-0	0-1	-
Gillislee, M.	1-2	3	0-1	1-1	-	-	-
Okine, E. DE	3-0	3	1-0	-	-	1-0	1-0
Antwine, B. NT	3-0	3	1-0	-	1-0	DNP	1-0
Burton, T.	1-1	2	-	-	1-1	-	-
Easley, D. DT	0-2	2	0-1	DNP	-	DNP	0-1
McCray, L. DE	1-1	2	-	1-0	DNP	0-1	-
Watkins, J. CB	2-0	2	-	1-0	DNP	1-0	-
Marsh, L. NT	1-0	1	1-0	-	DNP	DNP	-
Johnson, K. DE	1-0	1	1-0	-	-	-	-
Brown, M.	0-1	1	-	-	DNP	0-1	DNP
Henry, C P	1-0	1	-	-	-	-	1-0
Guido, C. LS	0-1	1	-	-	0-1	-	-
Finley, D. LB	0-1	1	DNP	DNP	-	-	0-1
Sturgis, C	0-1	1	-	0-1	-	-	DNP

2010 Florida Football
Florida Tackle For Loss Game-by-Game (as of Oct 03, 2010)
All games

TACKLES FOR LOSS	UA-A	Total	MU	USF	UT	UK	UA
Trattou, J. DE	3-1	3.5	-	-	0.5-2	2.0-2	1.0-4
Howard, J DT	3-1	3.5	2.5-17	-	-	1.0-1	-
Jenkins, Ja. CB	3-0	3.0	1.0-4	1.0-6	-	-	1.0-2
Lemmens, D. DE	2-2	3.0	-	1.0-3	1.0-6	-	1.0-1
Black, A. SS	2-1	2.5	1.5-4	-	1.0-2	-	-
Floyd, S. DT	1-2	2.0	0.5-1	1.0-1	-	0.5-1	-
Jenkins, Je. LB	2-0	2.0	-	-	1.0-10	1.0-3	-
Elam, M S	1-1	1.5	0.5-2	-	-	-	1.0-1
Hicks, B. LB	1-1	1.5	-	-	1.5-7	-	-
Powell, R. DE	1-1	1.5	0.5-2	-	1.0-4	-	-
Jones, A. LB	1-0	1.0	1.0-6	-	-	-	-
Antwine, B. NT	1-0	1.0	-	-	1.0-5	DNP	-
Okine, E. DE	1-0	1.0	-	-	-	1.0-5	-
Green, W. DE	1-0	1.0	-	1.0-8	-	-	-
Sanders, T. DT	1-0	1.0	DNP	-	1.0-2	-	-
McCray, L. DE	0-1	0.5	-	-	DNP	0.5-1	-
Hunter, O. NT	0-1	0.5	0.5-4	-	-	-	-

2010 Florida Football
Florida Sacks Game-by-Game (as of Oct 03, 2010)
All games

SACKS	UA-A	Total	MU	USF	UT	UK	UA
Howard, J DT	2-0	2.0	2.0-12	-	-	-	-
Lemmens, D. DE	1-2	2.0	-	-	1.0-6	-	1.0-1
Hicks, B. LB	1-1	1.5	-	-	1.5-7	-	-
Elam, M S	1-0	1.0	-	-	-	-	1.0-1
Powell, R. DE	1-0	1.0	-	-	1.0-4	-	-
Okine, E. DE	1-0	1.0	-	-	-	1.0-5	-
Jenkins, Je. LB	1-0	1.0	-	-	1.0-10	-	-
Jenkins, Ja. CB	1-0	1.0	-	1.0-6	-	-	-
Antwine, B. NT	1-0	1.0	-	-	1.0-5	DNP	-
Trattou, J. DE	0-1	0.5	-	-	0.5-2	-	-

2010 Florida Football
Florida Fumbles Game-by-Game (as of Oct 03, 2010)
All games

FUMBLES	No-Lost	MU	USF	UT	UK	UA
Brantley, J. QB	6-1	2-0	2-0	-	-	2-1
TEAM	4-1	3-1	DNP	1-0	DNP	DNP
Demps, J. RB	2-1	-	-	2-1	-	-
Debose, A. WR	1-0	DNP	-	-	-	1-0
Rainey, C. WR	1-1	1-1	-	DNP	DNP	DNP
Moody, E. RB	1-0	1-0	-	-	-	-
Gillislee, M. RB	1-1	1-1	-	-	-	-
Jenkins, Ja.	1-1	-	-	1-1	-	-

FUMBLES FORCED	Number	MU	USF	UT	UK	UA
Black, A.	1	-	-	-	-	1
Hill, W.	1	DNP	DNP	1	-	-

FUMBLES RECOVERED	Number	MU	USF	UT	UK	UA
Elam, M	1	-	-	1	-	-
Lemmens, D.	1	-	1	-	-	-

2010 Florida Football
Florida Games Played (as of Oct 03, 2010)
All games

##	PLAYER	GP-GS	MU	USF	UT	UK	UA
5A	Alajajian, N.	5/-	XXX	XXX	XXX	XXX	XXX
89	Alli, S.	5/-	XXX	XXX	XXX	XXX	XXX
47	Antwine, B.	4/-	XXX	XXX	XXX	...	XXX
48	Ball, N.	5/-	XXX	XXX	XXX	XXX	XXX
35	Black, A.	5/5	START	START	START	START	START
52	Bostic, J.	5/5	START	START	START	START	START
12	Brantley, J.	5/5	START	START	START	START	START
8	Brown, J.	5/4	XXX	START	START	START	START
33	Brown, M.	3/-	XXX	XXX	...	XXX	...
13	Burton, T.	5/4	XXX	START	START	START	START
41	Carodine, M.	1/-	XXX
32	Christian, G.	3/-	XXX	...	XXX	...	XXX
81	Clark, R.	5/-	XXX	XXX	XXX	XXX	XXX
4C	Crofoot, J.	1/-	XXX
4	Debose, A.	4/1	...	XXX	XXX	START	XXX
2	Demps, J.	5/4	START	XXX	START	START	START
30	Dowling, J.	2/-	XXX	XXX	...
84	Dunbar, Q.	1/-	XXX
58	Easley, D.	3/-	XXX	...	XXX	...	XXX
26	Edwards, L.	5/-	XXX	XXX	XXX	XXX	XXX
22	Elam, M.	5/-	XXX	XXX	XXX	XXX	XXX
24	Evans, J.	5/2	START	START	XXX	XXX	XXX
59	Fairbanks, J.	5/-	XXX	XXX	XXX	XXX	XXX
1F	Finley, D.	3/-	XXX	XXX	XXX
73	Floyd, S.	5/1	XXX	XXX	XXX	START	XXX
76	Gilbert, M.	5/5	START	START	START	START	START
23	Gillislee, M.	5/-	XXX	XXX	XXX	XXX	XXX
96	Green, W.	5/-	XXX	XXX	XXX	XXX	XXX
54	Guido, C.	5/-	XXX	XXX	XXX	XXX	XXX
67	Halapio, J.	5/2	START	START	XXX	XXX	XXX
85	Hammond, F.	3/1	XXX	START	XXX
72	Harrison, J.	5/-	XXX	XXX	XXX	XXX	XXX
17	Henry, C.	5/-	XXX	XXX	XXX	XXX	XXX
40	Hicks, B.	5/-	XXX	XXX	XXX	XXX	XXX
10	Hill, W.	3/3	START	START	START
82	Hines, O.	5/1	XXX	START	XXX	XXX	XXX
6H	Howard, J.	5/5	START	START	START	START	START
99	Hunter, O.	5/3	START	XXX	START	XXX	START
74	Hurt, M.	5/5	START	START	START	START	START
1	Jenkins, Ja.	5/4	START	START	START	XXX	START
43	Jenkins, Je.	5/3	START	START	XXX	START	XXX
36	Jenkins, M.	1/1	START
57	Johnson, C.	4/4	...	START	START	START	START
93	Johnson, K.	5/-	XXX	XXX	XXX	XXX	XXX
16	Jones, A.	5/5	START	START	START	START	START
49	Kitchens, D.	4/-	...	XXX	XXX	XXX	XXX
64	Koehne, K.	5/-	XXX	XXX	XXX	XXX	XXX

2010 Florida Football
Florida Games Played (as of Oct 03, 2010)
All games

##	PLAYER	GP-GS	MU	USF	UT	UK	UA
44	Lemmens, D.	5/5	START	START	START	START	START
90	Marsh, L.	3/1	XXX	START	XXX
34	McCray, L.	4/-	XXX	XXX	...	XXX	XXX
21	Moody, E.	5/1	XXX	START	XXX	XXX	XXX
9	Moore, C.	5/4	START	START	START	XXX	START
7N	Nixon, X.	4/3	...	XXX	START	START	START
91	Okine, E.	5/-	XXX	XXX	XXX	XXX	XXX
80	Parks, D.	2/-	XXX	XXX
83	Patton, S.	2/-	XXX	XXX
97	Phillips, B.	1/-	XXX
55	Pouncey, M.	5/5	START	START	START	START	START
7P	Powell, R.	5/-	XXX	XXX	XXX	XXX	XXX
45	Pridemore, T.J.	5/1	START	XXX	XXX	XXX	XXX
3	Rainey, C.	2/1	START	XXX
11	Reed, J.	4/2	...	XXX	START	XXX	START
31	Riggs, C.	5/1	XXX	XXX	XXX	START	XXX
50	Robey, S.	4/-	...	XXX	XXX	XXX	XXX
92	Sanders, T.	4/2	...	XXX	START	XXX	START
70	Schmieder, S.	4/-	XXX	...	XXX	XXX	XXX
29	Shaw, J.	2/-	XXX	XXX
77	Silberman, I.	1/-	XXX
60	Steinmann, W.	4/-	...	XXX	XXX	XXX	XXX
19	Sturgis, C	4/-	XXX	XXX	XXX	XXX	...
6	Thompson, D.	5/5	START	START	START	START	START
94	Trattou, J.	5/5	START	START	START	START	START
14	Watkins, J.	4/-	XXX	XXX	...	XXX	XXX
7	Williams, J.	1/-	XXX
66	Wilson, J.	2/1	START	XXX
78	Young, D.	2/-	XXX	XXX

RED ZONE ANALYSIS (20 AND INSIDE)										SPECIAL TEAMS TACKLES			
FLORIDA						Failed				PLAYER	UA	A	TT
Opponent	No.	TDs	FG	Score Pct.	TD Pct.	TO	Dwn.	EOQ	MFG				
Miami (OH)	5	3	0	.600	.600	1	0	0	1				
USF	4	3	1	1.000	.750	0	0	0	0				
at Tennessee	4	4	0	1.000	.750	0	0	0	0				
Kentucky	6	6	0	1.000	1.000	0	0	0	0				
at Alabama	4	0	1	.250	.000	2	1	0	0				
LSU													
Miss. State													
vs. Georgia													
at Vanderbilt													
South Carolina													
Appalachian State													
at Florida State													
TOTAL	23	16	2	.783	.696	3	1	0	1				
OPPONENTS						Failed							
Team	No.	TDs	FG	Score Pct.	TD Pct.	TO	Dwn.	EOQ	MFG				
Miami (OH)	4	0	4	1.000	.000	0	0	0	0				
USF	3	2	0	.667	.667	1	0	0	0				
at Tennessee	1	0	0	.000	.000	1	0	0	0				
Kentucky	3	1	0	.333	.333	0	0	1	1				
at Alabama	4	3	4	1.000	.750	0	0	0	0				
LSU													
Miss. State													
vs. Georgia													
at Vanderbilt													
South Carolina													
Appalachian State													
at Florida State													
TOTAL	15	6	5	.733	.400	2	0	1	1				
TO: Turnover; Dwn.: Loss of possession on downs; EOQ: End of quarter/half/game; MFG: Missed/blocked Field Goal													

TO: Turnover; Dwn.: Loss of possession on downs; EOQ: End of quarter/half/game; MFG: Missed/blocked Field Goal

FUMBLE CHART							
Player	Rushes	Receptions	Punt Ret.	Kickoff Ret.	Consec. Touches*	Career High Touches+	Season High Touches!
Alli	0	1	0	0	1	1	1
Brantley	21	0	0	0	5	119	4
Burton	15	12	0	0	27	27	27
Brown, J.	3	0	0	0	3	3	3
R. Clark	0	3	0	0	3	3	3
Debose	0	6	0	45	8	8	8
Demps	64	11	0	8	30	140	30
Elam	0	0	1	0	1	1	1
Gillislee	25	1	0	4	30	30	30
W. Green	0	0	0	1	1	1	1
Hammond, Jr.	0	3	0	0	11	11	11
Hines	2	10	0	0	29	29	11
Ja. Jenkins	0	0	8	0	7	7	7
Moody	40	0	0	0	40	72	40
Moore, C.	0	13	0	0	27	27	13
Patton	0	0	0	1	1	1	1
Rainey	4	6	1	0	7	133	7
Reed	0	3	0	0	3	3	3
Thompson	0	21	0	0	60	60	18
Williams, J.	0	0	0	0	7	7	--

*Current streak without a fumble; + Career-high touches without a fumble; ! Season-high touches without a fumble

POINTS OFF TURNOVERS			PLAYS PER DRIVE			
FLORIDA			FLORIDA			
Miami Univ.			Opponent	Off. Plays	Drives	Avg.
	Interception (Ja. Jenkins)	Returned 67 yards for TD	Miami Univ.	56	13	4.3
	Interception (Black)	Rushing TD T. Burton (2 yds)	USF	68	12	5.7
	Interception (Brown)	Passing TD J. Brantley to C. Rainey (25 yds)	at Tennessee	72	13	5.5
USF			Kentucky	69	11	6.3
	Interception (Black)	Passing TD J. Brantley to C. Moore (11 yds)	at Alabama	63	10	6.3
	Fumble Recovery (Lemmens)	Rushing TD J. Demps (62 yds)	LSU			
	Interception (Trattou)	Returned 35 yards for TD	Miss. State			
	Interception (Ja. Jenkins)	Passing TD J. Brantley to J. Reed (2 yds)	vs. Georgia			
at Tennessee			at Vanderbilt			
Kentucky	Interception (Bostic)	Rushing TD M. Gillislee (5 yds)	South Carolina			
	Interception (Brown)	Returned 52 yards for TD	Appalachian State			
at Alabama			at Florida State			
LSU			TOTALS:	328	59	5.6
Miss. State			OPPONENT			
vs. Georgia			Opponent	Off. Plays	Drives	Avg.
at Vanderbilt			Miami Univ.	68	13	5.2
South Carolina			USF	62	13	4.8
Appalachian State			at Tennessee	54	12	4.5
at Florida State			Kentucky	69	12	5.8
TOTALS: 14 Turnovers (9 Scores)	9 TD, 0 FG	62 Points	at Alabama	52	11	4.7
OPPONENTS			LSU			
Miami Univ.			Miss. State			
	Fumble Recovery (Hinkel)	Field Goal, T. Cook (33 yds)	vs. Georgia			
USF			at Vanderbilt			
at Tennessee			South Carolina			
	Fumble Recovery (Johnson)	Passing TD M. Simms to J. Hunter (35 yds)	Appalachian State			
Kentucky			at Florida State			
at Alabama			TOTALS:	305	61	5.0
	Interception (Johnson)	Rushing TD M. Ingram (8 yds)				
	Interception (Kirkpatrick)	Passing TD M. Maze to M. Williams (19 yds)				
	Interception (Mosley)	Returned 35 yards for TD				
LSU						
Miss. State						
vs. Georgia						
at Vanderbilt						
South Carolina						
Appalachian State						
at Florida State						
TOTALS: 10 Turnovers (5 Scores)	4 TD, 1 FG	31 Points				

OFFENSIVE TOUCHDOWN BREAKDOWN					
<u>YARDS</u>	<u>No. of TD</u>	<u>No. of TD Drives</u>	<u>POSS. TIME</u>	<u>TD Drives</u>	<u>Plays on TD Drive</u>
1-10	12	5	0:01-0:30	1	1: 0
11-20	3	2	0:31-1:00	2	2: 2
21-30	1	2	1:01-1:30	1	3: 2
31-40	0	2	1:31-2:00	2	4: 1
41-50	0	1	2:01-3:00	5	5: 4
51-60	0	3	3:01-4:00	0	6: 1
61-70	1	1	4:01-5:00	2	7: 1
71-80	1	1	5:01-6:00	4	8: 0
81-90	0	1	6:01-7:00	0	9: 2
91-99	0	0	7:01+	1	10: 1
			OT	0	11+: 4
Total TD Drive Time: 56:03 / 3363 seconds					
Total Offensive TD: 18					
Average TD Time: 3:11					
Shortest TD Drive Time: 0:16 (vs. USF, Brantley 11-yd pass to Moore, 3 plays, 29 yards)					
Longest TD Drive Time: 7:22 (vs. USF, Brantley 2-yd pass to Reed, 13 plays, 57 yards)					
Most Plays on TD Drive: 13 (vs. USF, Brantley 2-yd pass to Reed, 13 plays, 57 yards)					
Fewest Plays on TD Drive: 2 (2x, last vs. Miami University, Demps 76-yd run, 2 plays, 75 yards)					

SEASON/CAREER STARTS

OFFENSE	2010	2009	2008	2007	TOT.	STR.
Mike Pouncey, OL	5	14	14	0	33	33
Carl Johnson, OL	4	14	8	0	25	4
Marcus Gilbert, OL	5	14	2	1	22	19
Jeff Demps, RB	4	12	5	0	21	3
Deonte Thompson, WR	5	12	0	0	17	15
Maurice Hurt, OL	5	5	0	1	10	5
Xavier Nixon, OL	3	5	0	0	7	1
James Wilson, OL	1	4	0	0	5	0
Carl Moore, WR	4	0	1	0	5	4
Chris Rainey, RB/WR	1	3	0	0	4	0
Emmanuel Moody, RB	1	2	0	0	3	0
John Brantley, QB	5	0	0	0	5	5
Jon Halapio, OL	2	0	0	0	2	0
Trey Burton, HB	4	0	0	0	4	4
Omarius Hines, TE	1	0	0	0	1	0
T.J. Pridemore, FB	1	0	0	0	1	0
Jordan Reed, TE	2	0	0	0	1	2
Andre Debose, WR	1	0	0	0	1	0
Frankie Hammond, Jr., WR	1	0	0	0	1	0

DEFENSE	2010	2009	2008	2007	TOT.	STR.
Ahmad Black, FS	5	12	14	0	31	8
Janoris Jenkins, CB	4	13	12	0	29	1
Terron Sanders, DT	2	8	12	0	22	2
Justin Trattou, DT	5	4	13	1	23	7
Lawrence Marsh, DT	1	0	13	0	14	0
Omar Hunter, DT	3	11	0	0	14	2
Brandon Hicks, LB	0	3	6	0	9	0
Jaye Howard, DT	5	4	0	0	9	5
Will Hill, S	3	5	0	0	8	3
Duke Lemmens, DE	5	1	0	0	6	5
Mike Pouncey, DT	0	0	0	4	4	0
Brandon Antwine, DT	0	1	1	1	3	0
Jonathan Bostic, LB	5	0	0	0	5	5
A.J. Jones, LB	5	0	0	0	5	5
Josh Evans, S	2	0	0	0	2	0
Jelani Jenkins, LB	3	0	0	0	3	0
Jeremy Brown, CB	4	0	0	0	4	4
William Green, DE	0	1	0	0	1	0
Moses Jenkins, CB	1	0	0	0	1	0
Matt Patchan, DT	0	0	1	0	1	0

Note: Some starts may be at positions other than the ones listed.

NON-OFFENSIVE SCORES
FLORIDA - 3

Ja. Jenkins, 67-yard INT return TD vs. Miami University
Trattou, 35-yard INT return TD vs. South Florida
Brown, 52-yard INT return TD vs. Kentucky

TOTALS: 3 INT, 0 PR, 0 KR, 0 Safeties

OPPONENTS - 1

Mosley, Alabama, 35-yard INT return TD

TOTALS: 1 INT, 0 PR, 0 KR, 0 Safeties

100-YARD GAMES
100+ Yard Receiving Games

Player	2010	2009	2008	2007	Career
--------	------	------	------	------	--------

TOTAL

100+ Yard Rushing Games

Player	2010	2009	2008	2007	Career
--------	------	------	------	------	--------

Demps	1	1	2	0	4
-------	---	---	---	---	---

Rainey	0	0	2	0	2
--------	---	---	---	---	---

Moody	0	0	1	0	1
-------	---	---	---	---	---

TOTAL	1	1	5	0	7
--------------	----------	----------	----------	----------	----------

200/300-YARD GAMES
200+ Yard Passing Games

	2010	Career
--	------	--------

Brantley	2	2
----------	---	---

Opponent	2	--
----------	---	----

300+ Yard Passing Games

	2010	Career
--	------	--------

Brantley	0	0
----------	---	---

Opponent	0	--
----------	---	----

WHAT HAPPENS ON FIRST DOWN

Team	Plays	Yards	Avg.	Rush	Yards	Avg.	Pct.	Pass	Yards	Avg.	Pct.
FLORIDA	141	612	4.3	86	316	3.8	60.9	55	296	5.4	39.1
Opponents	132	651	4.9	64	262	4.1	48.5	68	389	5.7	51.5

THIRD DOWN CONVERSIONS

3rd down and ...	1	2	3	4	5	6	7	8	9	10	11	12	13	14	15+	Total	Pct.
FLORIDA	1-3	0-0	0-1	0-1	0-1	0-1	1-1	1-1	0-0	0-2	0-1	0-0	0-0	0-0	0-1	3-13	.231
Alabama	2-2	0-0	0-0	0-1	1-1	0-1	0-0	1-3	0-0	0-1	0-0	0-0	0-0	0-0	0-0	4-9	.444
UF TOTALS	3-6	1-2	2-6	1-5	0-2	6-10	3-3	3-6	3-5	1-6	1-3	0-0	0-1	0-1	2-8	26-63	.413
OPPONENT	6-6	4-4	3-5	0-2	2-4	1-7	0-5	2-7	0-1	1-8	0-2	1-3	0-2	0-0	0-5	20-63	.317
UF Percentage	.500	.500	.333	.200	.000	.600	1.000	.500	.600	.167	.333	.000	.000	.000	.250		
Opp. Percentage	1.000	1.000	.600	.000	.500	.143	.000	.286	.000	.125	.000	.333	.000	.000	.000		

BIG PLAYS (20+ YARDS)	
Runs +20 (5 runs for 237 yards): 1. J. Demps..... 72 yards (TD) vs. Miami University 2. M. Gillislee 41 yards vs. Miami University 3. J. Demps.....62 yards (TD) vs. USF 4. J. Demps.....26 yards vs. USF 5. O. Hines36 yards vs. Tennessee	
Receiving +20 (15 catches for 364 yards): 1. O. Hines 21 yards vs. Miami University 2. C. Rainey 25 yards (TD) vs. Miami University 3. D. Thompson.....23 yards vs. USF 4. D. Thompson.....21 yards vs. USF 5. J. Reed22 yards vs. Tennessee 6. D. Thompson.....24 yards vs. Tennessee 7. D. Thompson.....20 yards vs. Kentucky 8. D. Thompson.....30 yards vs. Kentucky 9. C. Moore.....20 yards vs. Kentucky 10. C. Moore.....24 yards vs. Kentucky 11. O. Hines42 yards vs. Kentucky 12. D. Thompson21 yards vs. Alabama 13. T. Burton.....21 yards vs. Alabama 14. A. Debose26 yards vs. Alabama 15. D. Thompson24 yards vs. Alabama	
Kick Returns +30/Punt Returns +20 (7 returns for 285 yards): 1. J. Demps.....34 yards (KR) vs. Miami University 2. M. Gillislee50 yards (KR) vs. Miami University 3. J. Demps.....41 yards (KR) vs. USF 4. Ja. Jenkins30 yards (PR) vs. USF 5. J. Demps.....54 yards (KR) vs. USF 6. J. Demps.....43 yards (KR) vs. Tennessee 7. Ja. Jenkins 33 yards (PR) vs. Kentucky	
Defensive Returns +20 (4 returns for 194 yards): 1. A. Black.....40 yards (INT) vs. Miami University 2. Ja. Jenkins 67 yards (INT, TD) vs. Miami University 3. J. Trattou35 yards (INT, TD) vs. USF 4. J. Brown.....52 yards (INT, TD) vs. Kentucky	
TOTAL: 31 plays for 1.080 yards (34.8 avg.)	
OPPONENT BIG PLAYS Run (20+)3 for 84 yards Receiving (20+).....8 for 288 yards Kick Returns (30+).....1 for 39 yards Punt Returns (20+)2 for 62 yards	

GAME-BY-GAME STARTERS											
OFFENSE											
Game	LT	LG	C	RG	RT	TE/WR	QB	RB/FB/WR	WR/RB	WR	WR
Miami Univ.	M. Gilbert	J. Wilson	M. Pouncey	J. Halapio	M. Hurt	C. Rainey	J. Brantley	T. Pridemore	J. Demps	C. Moore	D. Thompson
USF	M. Gilbert	C. Johnson	M. Pouncey	J. Halapio	M. Hurt	O. Hines	J. Brantley	T. Burton	E. Moody	C. Moore	D. Thompson
at Tennessee	X. Nixon	C. Johnson	M. Pouncey	M. Hurt	M. Gilbert	J. Reed	J. Brantley	T. Burton	J. Demps	C. Moore	D. Thompson
Kentucky	M. Gilbert	C. Johnson	M. Pouncey	M. Hurt	X. Nixon	T. Burton	J. Brantley	A. Debose	J. Demps	F. Hammond	D. Thompson
at Alabama	M. Gilbert	C. Johnson	M. Pouncey	M. Hurt	X. Nixon	J. Reed	J. Brantley	T. Burton	J. Demps	C. Moore	D. Thompson
LSU											
Miss. State											
vs. Georgia											
at Vanderbilt											
South Carolina											
Appalachian State											
at Florida State											
DEFENSE											
Game	DE	DT	DT/DE	DE/DB	SLB	MLB	WLB	CB	SS	FS	CB
Miami Univ.	J. Trattou	O. Hunter	J. Howard	D. Lemmens	A. Jones	J. Bostic	Je. Jenkins	Ja. Jenkins	A. Black	J. Evans	M. Jenkins
USF	J. Trattou	L. Marsh	J. Howard	D. Lemmens	A. Jones	J. Bostic	Je. Jenkins	Ja. Jenkins	A. Black	J. Evans	J. Brown
at Tennessee	J. Trattou	O. Hunter	T. Sanders	J. Howard	D. Lemmens	J. Bostic	A. Jones	Ja. Jenkins	A. Black	W. Hill	J. Brown
Kentucky	J. Trattou	J. Howard	S. Floyd	D. Lemmens	A. Jones	J. Bostic	Je. Jenkins	C. Riggs	A. Black	W. Hill	J. Brown
at Alabama	J. Trattou	O. Hunter	T. Sanders	J. Howard	D. Lemmens	J. Bostic	A. Jones	Ja. Jenkins	A. Black	W. Hill	J. Brown
LSU											
Miss. State											
vs. Georgia											
at Vanderbilt											
South Carolina											
Appalachian State											
at Florida State											

KICKOFF STATISTICS							
Team	No.	TD	TB	Avg. KO	Net	Avg. Start	OB
UF	30	0	4	65.4	46.1	31 yd line	2
Opp.	21	0	4	63.8	38.6	23 yd line	1

FIELD POSITION		
	Florida	Opponents
Drives Started	59	61
Cum. Starting Yardline	1924	1785
Avg. Starting Field Position	F23	O31
Times Started Inside Own 20	15	18
Drives Started in Opp. Territory	14	8

THE LAST TIME...

By Florida:

40 RUSHING ATTEMPTS: 41, Errict Rhett vs. Georgia, Oct. 30, 1993 (216 games)
200 YARDS RUSHING: 210, Ciatrick Fason vs. Kentucky, Sept. 25, 2004 (81 games)
300 YARDS RUSHING: 316, Emmitt Smith vs. New Mexico, Oct. 21, 1989 (264 games)
2+ PLAYERS WITH 100+ YARDS RUSHING: Tim Tebow (109 yds) and Percy Harvin (122 yds), Jan. 8, 2009 (BCS National Championship) (19 games)
5 TDs RUSHING: 5, Trey Burton vs. Kentucky, Sept. 25, 2010 (1 game)
3 TDs RECEIVING: Riley Cooper vs. Western Carolina, Nov. 11, 2006 (49 games)
5+ TDs PASSING: 6, Chris Leak vs. South Carolina, Nov. 13, 2004 (75 games)
20+ PASSES COMPLETED: 24, John Brantley vs. Kentucky, Sept. 25, 2010 (1 game)
30+ PASSES COMPLETED: 31, Tim Tebow vs. Cincinnati, Jan. 1, 2010 (Sugar Bowl) (5 games)
40+ PASSES ATTEMPTED: 40, Chris Leak vs. Iowa, Jan. 2, 2006 (59 games)
300+ YARDS PASSING: 482, Tim Tebow vs. Cincinnati, Jan. 1, 2010 (Sugar Bowl) (5 games)
BACK-TO-BACK 300 YARDS PASSING: Tim Tebow, at South Carolina & vs. Florida Atlantic, 2007 (35 games)
9-STRAIGHT GAMES WITH 300 YARDS PASSING: Rex Grossman, Marshall-South Carolina, 2001 (113 games)
10+ RECEPTIONS: 13, Percy Harvin vs. Ole Miss, Sept. 27, 2008 (29 games)
150+ RECEIVING YARDS: 181, Riley Cooper vs. Cincinnati, Jan. 1, 2010 (Sugar Bowl) (5 games)
2+ PLAYERS WITH 100+ YARDS RECEIVING: Riley Cooper (181 yds) and Aaron Hernandez (111 yds), Jan. 1, 2010 (Sugar Bowl) (5 games)
10+ PLAYS OF 20+ YARDS IN A GAME: 13 vs. Cincinnati (9 offensive, four kickoff returns) Jan. 1, 2010 (Sugar Bowl) (5 games)
KICKOFF RETURN FOR A TD: 85 yards, Brandon James vs. Charleston Southern, Sept. 5, 2009 (18 games)
PUNT RETURN FOR A TD: 78 yards, Brandon James at Tennessee, Sept. 20, 2008 (30 games)
150+ RETURN YARDS: 193, Brandon James vs. Tennessee, Sept. 15, 2007 - 91 punt ret./102 kickoff ret. (42 games)
LIMITED AN OPPONENT TO UNDER 100 YARDS TOTAL OFFENSE: 82 vs. Ohio State, Jan. 8, 2007 (46 games)
LIMITED AN OPPONENT TO UNDER 50 YARDS PASSING: 35 vs. Ohio State, Jan. 8, 2007 (46 games)
LIMITED AN OPPONENT TO UNDER 50 YARDS RUSHING: 29 vs. Tennessee, Sept. 18, 2010 (2 games)
INTERCEPTION RETURN FOR A TD: 52 yards, Jeremy Brown vs. Kentucky, (1 game)
2+ INTERCEPTIONS RETURNED FOR A TD: 2, vs. Hawaii, Aug. 30, 2008; Major Wright 32-yd return for TD, Ahmad Black 80-yd return for TD (32 games)
INTERCEPTED PAT RETURNED FOR A DEFENSIVE EXTRA POINT: Keiwan Ratliff vs. Kentucky, Sept. 28, 2002 (104 games)
MULTIPLE DEFENSIVE TOUCHDOWNS: 2, vs. Hawaii, Aug. 30, 2008, Major Wright 32-yd interception return; Ahmad Black 80-yd interception return (32 games)
2+ INTERCEPTIONS IN A GAME: 2, Ahmad Black vs. USF, Sept. 11, 2010 (3 games)
2+ INTERCEPTIONS IN BACK-TO-BACK GAMES: Ryan Smith - 2 vs. Alabama, Sept. 30, 2006 & 2 vs. LSU Oct. 7, 2006 (54 games)
3+ PLAYERS WITH AN INTERCEPTION: 4 vs. USF, Sept. 11, 2010 - Ahmad Black (2x), Janoris Jenkins and Justin Trattou (3 games)
FUMBLE RETURN FOR A TD: 18 yards, Dustin Doe vs. Tennessee, Sept. 15, 2007 (43 games)
FUMBLE RECOVERED IN THE ENDZONE FOR A TD: Wondy Pierre-Louis vs. Arkansas, Dec. 2, 2006 (47 games)
FLORIDA RECORDED A SAFETY: Sept. 6, 2008 vs. Miami; blocked punt by Jeff Demps went out the back of the endzone, team safety (31 games)
BLOCKED A PUNT: Chris Rainey, at Mississippi State, Oct. 24, 2009 (12 games)
BLOCKED A FIELD GOAL: Omar Hunter vs. Kentucky, Sept. 25, 2010 (1 game)
BLOCKED A PAT: Team Block at Florida State, Nov. 28, 2008 (20 games)
BLOCKED A PUNT FOR A TD: Blocked and recovered in the endzone by Chris Rainey, Sept. 26, 2009 at Kentucky (15 games)
BLOCKED FG RETURNED FOR A TD: Blocked by Marcus Thomas, returned by Reggie Lewis, 52 yards vs. Florida State, Nov. 26, 2005 (61 games)
BLOCKED PAT RETURNED FOR A DEFENSIVE EXTRA POINT: Blocked by Marcus Thomas, returned by Dee Webb, vs. South Carolina, Nov. 12, 2005 (47 games)
BLOCKED 2 KICKS IN A GAME (ANY COMBINATION: PUNT, FG, PAT): 2 at Vanderbilt, Nov. 8, 2008: Carlos Dunlap blocked two punts (24 games)
BLOCKED 3 KICKS IN A GAME (ANY COMBINATION: PUNT, FG, PAT): 3 vs. Kentucky, Oct. 25, 2008: William Green blocked punt, Jeffery Demps blocked punt, Joe Haden blocked field goal (26 games)
BLOCKED 2 PUNTS IN A GAME: 2 at Vanderbilt, Nov. 8, 2008: Carlos Dunlap blocked two punts (24 games)
BLOCKED 2 FIELD GOALS IN A GAME: Nov. 11, 2006 vs. South Carolina: 1 - Ray McDonald, 1 - Jarvis Moss (50 games)
PLAYER BLOCKED 2 KICKS IN A GAME (ANY COMBINATION: PUNT, FG, PAT): 2 at Vanderbilt, Nov. 8, 2008: Carlos Dunlap, two punts (24 games)
50+ YARD FIELD GOAL: 56 yards, Caleb Sturgis vs. Georgia, Oct. 31, 2009 (11 games)
MISSED A PAT: Caleb Sturgis vs. Kentucky, Sept. 25, 2010 (1 game)
MISSED A FIELD GOAL: Missed from 39 yards, Caleb Sturgis vs. USF, Sept. 11, 2010 (3 games)
PLAYER PLAYED BOTH WAYS: Earl Okine, vs. Miami University, Sept. 4, 2010; played defensive line and tight end in goal line (4 games)
PLAYER STARTED BOTH WAYS: Keiwan Ratliff vs. Florida State, Nov. 30, 2002; Ratliff played cornerback and wide receiver (97 games)
WR or RB THREW A TD PASS: Andre Caldwell vs. Arkansas (SEC Championship), Dec. 2, 2006 (47 games)
TD BY AN OFFENSIVE LINEMAN: Thomas Moody vs. South Carolina, Nov. 11, 2000; Moody scored on a six-yard reception (125 games)
PLAYER SCORED A TD RUSHING & RECEIVING IN A GAME: Trey Burton vs. Kentucky, Sept. 25, 2010, (1 game)
4 FRESHMEN SCORED A TD IN A GAME: Nov. 18, 2006 vs. Western Carolina - Riley Cooper 3 receiving, Tim Tebow 2 rushing, Jarrod Fayson 1 rushing, Brandon James 1 punt return (49 games)
SCORED A TD ON THE FIRST THREE POSSESSIONS OF A GAME: Nov. 22, 2008 vs. The Citadel (22 games)
SCORED A TD ON THE FIRST FOUR POSSESSIONS OF A GAME: Nov. 22, 2008 vs. The Citadel (22 games)
SCORED A TD ON THE FIRST SEVEN POSSESSIONS OF A GAME: Nov. 22, 2008 vs. The Citadel (22 games)
PLAYER FORCED A FUMBLE AND RECOVERED A FUMBLE IN A GAME: Jermaine Cunningham, vs. Troy, Sept. 12, 2009 (17 games)
RECORDED A SHUTOUT: Nov. 18, 2006 defeated Western Carolina, 62-0 (49 games)
HELD TIME OF POSSESSION FOR OVER 40 MINUTES IN A GAME: 40:48 vs. Ohio State, Jan 8, 2007 (46 games)
FORCED AN OPPONENT TO HAVE 5 DRIVES FOR NEGATIVE YARDAGE IN A GAME: 5 vs. Ohio State, Jan. 8, 2007 (46 games)

THE LAST TIME...

By an Opponent:

30 RUSHING ATTEMPTS: 32, Mike Hart, Michigan, Jan. 1, 2008 (Capital One Bowl) (33 games)
100 YARDS RUSHING: 103, Derrick Locke, Kentucky, Sept. 25, 2010 (1 game)
200 YARDS RUSHING: 204, Willis McGahee, Miami, Sept. 7, 2002 (108 games)
3 RUSHING TDs: Cory Boyd, South Carolina, Nov. 10, 2007 (35 games)
20+ PASSES COMPLETED: 21, Mike Hartline, Kentucky, Sept. 25, 2010 (1 game)
30+ PASSES COMPLETED: 35, Andre Woodson, Kentucky, Oct. 20, 2007 (38 games)
40+ PASSES ATTEMPTED: 44, Zac Dysert, Miami University, Sept. 4, 2010 (4 games)
300+ YARDS PASSING: 373, Chad Henne, Michigan, Jan. 1, 2008 (Capital One Bowl) (33 games)
400+ YARDS PASSING: 415, Andre Woodson, Kentucky, Oct. 20, 2007 (39 games)
300+ YARDS TOTAL OFFENSE: 349, Chad Henne, Michigan, Jan. 1, 2008 (Capital One Bowl) (Chad Henne passed for 373 and rushed for -24) (33 games)
100+ YARDS RECEIVING: 114, Chris Matthews, Kentucky, Sept. 25, 2010 (1 game)
150+ YARDS RECEIVING: 153, Adrian Arrington, Michigan, Jan. 1, 2008 (Capital One Bowl) (33 games)
2+ PLAYERS WITH 100+ YARDS RECEIVING: 128, Steve Johnson and 124, Dicky Lyons, Jr., Kentucky, Oct. 2007 (39 games)
BLOCKED KICK RETURNED FOR A TD: 78, Devin Hester, Miami (Chick-Fil-A Peach Bowl), Dec. 31, 2004 (72 games)
50+ YARD FIELD GOAL: 50, Matt Boshier, Miami, Sept. 6, 2008 (31 games)
KICKOFF RETURN FOR A TD: 93, Ted Ginn, Jr., Ohio State (BCS NC Game), Jan. 8, 2007 (46 games)
PUNT RETURN FOR A TD: 72, Roscoe Parrish, Miami (Chick-Fil-A Peach Bowl), Dec. 31, 2004 (72 games)
FAKE PUNT FOR A TD: 57, Tim Sesley, SW Louisiana, Nov. 6, 1993 (216 games)
FAKE FIELD GOAL FOR A TD: 11, Chris Matthews, Kentucky, Sept. 25, 2010 (1 game)
INTERCEPTION RETURN FOR A TD: 35-yard return, C.J. Mosley, Alabama, Oct. 2, 2010 (0 games)
3+ INTERCEPTIONS: 3, Corey Webster, LSU, Oct. 12, 2002 (103 games)
FUMBLE RETURN FOR A TD: 36, Darlron Spread, Vanderbilt, Nov. 3, 2007 (37 games)
BLOCKED PUNT: Team Block, Auburn, Oct. 14, 2006 (53 games)
BLOCKED PUNT RETURN FOR A TOUCHDOWN: Tre Smith, Auburn, Oct. 14, 2006 (53 games)
BLOCKED FIELD GOAL FOR A TOUCHDOWN: Thomas Carroll, Miami, Dec. 31, 2004 (Chick-Fil-A Peach Bowl); Carroll blocked the Matt Leach kick and Devin Hester returned it 78-yards for a TD (72 games)
BLOCKED PAT RETURNED FOR A DEFENSIVE EXTRA POINT: Wayne Williams, LSU, Oct. 6, 1990 (255 games)
FLORIDA PLAYER TACKLED FOR A SAFETY: Chris Leak vs. South Carolina, Nov. 15, 2003 (86 games)
FLORIDA PLAYER INTENTIONALLY TAKES A SAFETY: Bobby Kane vs. Kentucky, kicked ball out of endzone on botched punt, Oct. 25, 2008 (26 games)
FLORIDA PLAYER ALLOWS A SAFETY BY PENALTY: Bobby Kane vs. Kentucky, kicked ball out of endzone on botched punt, Oct. 25, 2008 (26 games)
MISSED A FIELD GOAL: Craig McIntosh, Kentucky, Sept. 25, 2010, (1 game)
MISSED A PAT: Leigh Tiffin, Alabama, Dec. 5, 2009 (6 games)
BLOCKED A PAT: Matt Roark, Kentucky, Sept. 25, 2010 (1 game)