

1996 FINAL STATISTICS


Overall Record: 52-15 (32-7 home, 12-6 away, 8-2 neutral)
 SEC Record: 20-10 (11-4 home, 9-6 away, 0-0 neutral)
 Includes 67 Games

BATTING STATISTICS


Player	BA	G/GS	AB	R	H	RBI	2B	3B	HR	SB/SBA	SB%	BB	SO	HBP	S/SF	TB/SLUG%	ON BASE	Pct.	GWH	HSTK
Keith Polozola	.421	14/1	19	3	8	6	1	0	0	0/0	.000	1	4	0	0/0	9/474	9/20	.450	0	0
Warren Morris	.400	28/22	75	24	30	19	3	0	1	4/5	.800	11	12	3	3/3	36/480	44/95	.463	1	1
Eddy Furniss	.374	66/66	238	68	89	103	21	1	26	1/2	.500	46	43	4	0/2	190/798	139/290	.479	13	3
Nathan Dunn	.358	66/66	257	95	92	81	19	4	21	18/20	.900	56	47	4	0/6	182/708	152/323	.471	9	7
Chad Cooley	.348	67/65	253	61	88	66	16	1	14	16/19	.842	29	46	8	0/4	148/585	125/294	.425	4	9
Jason Williams	.340	67/67	268	79	91	35	16	1	6	7/12	.583	46	30	10	4/5	127/474	147/333	.441	4	1
Brad Wilson	.328	63/55	201	56	66	45	12	2	9	6/81	.750	33	55	5	1/0	109/542	104/240	.433	3	1
Milke Koerner	.315	65/58	238	71	75	47	15	3	12	24/27	.889	34	49	4	7/6	132/555	113/289	.391	1	9
Justin Bowles	.306	64/64	232	57	71	73	13	1	22	12/13	.923	44	57	0	3/8	152/655	115/287	.401	2	5
Jeramie Moore	.298	53/7	57	16	17	12	4	0	6	2/2	1.000	11	16	1	0/3	39/684	29/72	.403	0	2
Casey Cuntz	.270	36/15	63	13	17	9	2	0	1	2/3	.667	16	15	1	2/2	22/349	34/84	.405	2	0
Tim Lanier	.258	61/60	198	48	51	36	6	2	5	2/2	1.000	40	43	3	0/5	76/384	94/246	.382	2	1
Trey McClure	.250	37/28	100	19	25	19	7	0	2	2/2	1.000	16	19	2	0/1	38/380	43/119	.361	3	0
Tom Bernhardt	.243	44/21	111	23	27	27	6	2	6	3/5	.600	14	41	1	0/0	55/495	42/126	.333	0	0
Kevin Ward	.222	14/1	18	5	4	1	2	0	0	0/0	.000	1	6	2	0/0	6/333	7/21	.333	0	0
James Hemphill	.182	11/0	11	2	2	0	0	1	0	0/0	.000	3	3	1	0/0	4/364	6/15	.400	0	2
Conan Horton	.136	28/7	44	8	6	6	0	0	0	0/0	.000	7	6	4	0/3	6/136	17/58	.293	0	0
Jeremy Tyson	.000	1/0	1	0	0	0	0	0	0	0/0	.000	0	1	0	0/0	0/000	0/1	.000	0	0
LSU	.318	67/67	2384	648	759	585	143	18	131	99/120	.825	408	493	53	20/48	1331/558	1220/2913	.419	44	--
Opponents	.241	67/67	2279	283	549	255	108	11	46	49/89	.551	233	635	18	26/18	817/358	800/2576	.311	14	--

PITCHING STATISTICS


Pitcher	ERA	G/GS	W	L	Pct.	SV	CG	SHO	IP	H	R	ER	BB	SO	IBB	HB	WP	BK	2B	3B	HR	TB/SLUG%	AB/BAvg:
Joey Painich	0.46	7/3	3	0	1.000	0	0	0	19.7	18	9	1	11	15	0	0	1	0	5	0	0	23/303	76/.237
Antonio Leonardi	0.55	7/0	0	0	.000	3	0	0	16.3	14	2	1	4	21	0	0	2	0	3	0	1	20/317	63/.222
Eddie Yarnall	2.38	19/17	11	1	.917	0	3	0	124.7	89	37	33	52	156	0	5	5	1	17	1	6	126/279	451/.197
Kevin Shipp	2.63	17/11	5	4	.556	2	4	1	85.7	75	34	25	32	75	1	2	6	0	13	2	5	107/334	320/.234
Brian Daugherty	3.09	20/0	2	0	1.000	0	0	0	35.0	26	13	12	14	38	1	1	2	0	7	1	1	38/302	126/.206
Brett Laxton	3.54	14/12	8	2	.800	0	0	0	56.0	50	29	22	28	55	0	3	3	1	7	0	5	72/341	211/.237
Jake Esteves	3.54	23/6	5	3	.625	2	1	0	65.3	71	34	26	12	67	1	2	0	1	17	2	6	110/420	262/.271
Patrick Coogan	4.13	26/10	6	0	1.000	1	0	0	80.7	88	48	37	28	95	0	1	8	0	17	3	6	129/403	320/.275
Chris Demouy	4.50	29/4	10	3	.769	2	0	0	66.0	65	35	33	23	55	0	3	2	0	12	1	3	88/356	247/.263
Jason Albritton	5.25	16/0	1	1	.500	2	0	0	24.0	18	15	14	14	30	0	1	1	0	3	1	4	35/398	88/.205
Dan Guillory	5.79	14/2	1	1	.500	1	0	0	18.7	24	15	12	9	19	0	0	2	0	6	0	4	42/553	76/.316
Jeremy Tyson	10.00	4/3	0	0	.000	0	0	0	9.0	11	12	10	6	9	0	0	0	0	1	0	5	27/692	76/.316
LSU	3.38	67/67	52	15	.776	13	8	10	601.0	549	283	226	233	635	3	18	32	3	108	11	46	817/358	2279/.241
Opponents	8.45	67/67	15	52	.224	5	1	1	571.0	759	648	536	408	493	16	53	87	5	143	18	131	1331/558	2384/.318



Catcher Conan Horton



Pitcher Jeremy Tyson



Pitcher Antonio Leonardi-Cattolica